

---

# Unsupervised Risk Estimation Using Only Conditional Independence Structure

---

**Jacob Steinhardt**

Computer Science Department  
Stanford University  
jsteinhardt@cs.stanford.edu

**Percy Liang**

Computer Science Department  
Stanford University  
pliang@cs.stanford.edu

## Abstract

We show how to estimate a model’s test error from unlabeled data, on distributions very different from the training distribution, while assuming only that certain conditional independencies are preserved between train and test. We do not need to assume that the optimal predictor is the same between train and test, or that the true distribution lies in any parametric family. We can also efficiently differentiate the error estimate to perform unsupervised discriminative learning. Our technical tool is the method of moments, which allows us to exploit conditional independencies in the absence of a fully-specified model. Our framework encompasses a large family of losses including the log and exponential loss, and extends to structured output settings such as hidden Markov models.

## 1 Introduction

How can we assess the accuracy of a model when the test distribution is very different than the training distribution? To address this question, we study the problem of *unsupervised risk estimation* (Donmez et al., 2010)—that is, given a loss function  $L(\theta; x, y)$  and a fixed model  $\theta$ , estimate the risk  $R(\theta) \stackrel{\text{def}}{=} \mathbf{E}_{x, y \sim p^*} [L(\theta; x, y)]$  with respect to a test distribution  $p^*(x, y)$ , given access only to  $m$  unlabeled examples  $x^{(1:m)} \sim p^*(x)$ . Unsupervised risk estimation lets us estimate model accuracy on a novel input distribution, and is thus important for building reliable machine learning systems. Beyond evaluating a single model, it also provides a way of harnessing unlabeled data for learning: by minimizing the estimated risk over  $\theta$ , we can perform unsupervised learning and domain adaptation.

Unsupervised risk estimation is impossible without some assumptions on  $p^*$ , as otherwise  $p^*(y | x)$ —about which we have no observable information—could be arbitrary. How satisfied we should be with an estimator depends on how strong its underlying assumptions are. In this paper, we present an approach which rests on surprisingly weak assumptions—that  $p^*$  satisfies certain conditional independencies, but not that it lies in any parametric family or is close to the training distribution.

To give a flavor for our results, suppose that  $y \in \{1, \dots, k\}$  and that the loss decomposes as a sum of three parts:  $L(\theta; x, y) = \sum_{v=1}^3 f_v(\theta; x_v, y)$ , where  $x_1, x_2$ , and  $x_3$  are independent conditioned on  $y$ . In this case, we can estimate the risk to error  $\epsilon$  in  $\text{poly}(k)/\epsilon^2$  samples, independently of the dimension of  $x$  or  $\theta$ ; the dependence on  $k$  is roughly cubic in practice. In Sections 2 and 3 we generalize this result to capture both the log and exponential losses, and extend beyond the multiclass case to allow  $y$  to be the hidden state of a hidden Markov model.

Some intuition is provided in Figure 1. At a fixed value of  $x$ , we can think of each  $f_v$  as “predicting” that  $y = j$  if  $f_v(x_v, j)$  is low and  $f_v(x_v, j')$  is high for  $j' \neq j$ . Since  $f_1, f_2$ , and  $f_3$  all provide independent signals about  $y$ , their rate of agreement gives information about the model accuracy. If  $f_1, f_2$ , and  $f_3$  all predict that  $y = 1$ , then it is likely that the true  $y$  equals 1 and the loss is small. Conversely, if  $f_1, f_2$ , and  $f_3$  all predict different values of  $y$ , then the loss is likely larger. This

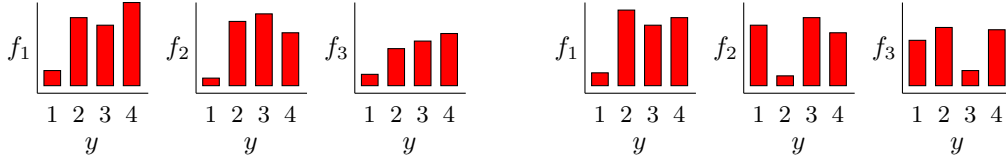


Figure 1: Two possible loss profiles at a given value of  $x$ . Left: if  $f_1$ ,  $f_2$ , and  $f_3$  are all minimized at the same value of  $y$ , that is likely to be the correct value and the total loss is likely to be small. Right: conversely, if  $f_1$ ,  $f_2$ , and  $f_3$  are small at differing values of  $y$ , then the loss is likely to be large.

intuition is formalized by Dawid and Skene (1979) when the  $f_v$  take values in a discrete set (e.g. when the  $f_v$  measure the 0/1-loss of independent classifiers); they model  $(f_1, f_2, f_3)$  as a mixture of independent categorical variables, and use this to impute  $y$  as the label of the mixture component. Several others have extended this idea (e.g. Zhang et al., 2014; Platanios, 2015; Jaffe et al., 2015), but continue to focus on the 0/1 loss (with a single exception that we discuss below).

Why have continuous losses such as the log loss been ignored, given their utility for gradient-based learning? The issue is that while the 0/1-loss only involves a discrete prediction in  $\{1, \dots, k\}$  (the predicted output), the log loss involves predictions in  $\mathbf{R}^k$  (the predicted probability distribution over outputs). The former can be fully modeled by a  $k$ -dimensional family, while the latter requires infinitely many parameters. We could assume that the predictions are distributed according to some parametric family, but if that assumption is wrong then our risk estimates will be wrong as well.

To sidestep this issue, we make use of the *method of moments*; while the method of moments has seen recent use in machine learning for fitting non-convex latent variable models (e.g. Anandkumar et al., 2012), it has a much older history in the econometrics literature, where it has been used as a tool for making causal identifications under structural assumptions, even when an explicit form for the likelihood is not known (Anderson and Rubin, 1949; 1950; Sargan, 1958; 1959; Hansen, 1982; Powell, 1994; Hansen, 2014). It is upon this older literature that we draw conceptual inspiration, though our technical tools are more closely based on the newer machine learning approaches. The key insight is that certain moment equations—e.g.,  $\mathbf{E}[f_1 f_2 | y] = \mathbf{E}[f_1 | y] \mathbf{E}[f_2 | y]$ —can be derived from the assumed independencies; we then show how to estimate the risk while relying only on these moment conditions, and not on any parametric assumptions about the  $x_v$  or  $f_v$ . Moreover, these moment equations also hold for the gradient of  $f_v$ , which enables efficient unsupervised learning.

Our paper is structured as follows. In Section 2, we present our basic framework, and state and prove our main result on estimating the risk given  $f_1$ ,  $f_2$ , and  $f_3$ . In Section 3, we extend our framework in several directions, including to hidden Markov models. In Section 4, we present a gradient-based learning algorithm and show that the sample complexity needed for learning is  $d \cdot \text{poly}(k)/\epsilon^2$ , where  $d$  is the dimension of  $\theta$ . In Section 5, we investigate how our method performs empirically.

**Related Work.** While the formal problem of unsupervised risk estimation was only posed recently by Donmez et al. (2010), several older ideas from domain adaptation and semi-supervised learning are also relevant. The *covariate shift assumption* assumes access to labeled samples from a base distribution  $p_0(x, y)$  for which  $p^*(y | x) = p_0(y | x)$ . If  $p^*(x)$  and  $p_0(x)$  are close together, we can approximate  $p^*$  by  $p_0$  via sample re-weighting (Shimodaira, 2000; Quiñonero-Candela et al., 2009). If  $p^*$  and  $p_0$  are not close, another approach is to assume a well-specified discriminative model family  $\Theta$ , such that  $p_0(y | x) = p^*(y | x) = p_{\theta^*}(y | x)$  for some  $\theta^* \in \Theta$ ; then we need only heed finite-sample error in the estimation of  $\theta^*$  (Blitzer et al., 2011; Li et al., 2011). Both assumptions are somewhat stringent — re-weighting only allows small perturbations, and mis-specified models are common in practice. Indeed, many authors report that mis-specification can lead to severe issues in semi-supervised settings (Merialdo, 1994; Nigam et al., 1998; Cozman and Cohen, 2006; Liang and Klein, 2008; Li and Zhou, 2015).

As mentioned above, our approach is closer in spirit to that of Dawid and Skene (1979) and its extensions. Similarly to Zhang et al. (2014) and Jaffe et al. (2015), we use the method of moments for estimating latent-variable models. However, those papers use it as a tool for parameter estimation in the face of non-convexity, rather than as a way to sidestep model mis-specification. The insight that moments are robust to model mis-specification lets us extend beyond the simple discrete settings they consider in order to handle more complex continuous and structured losses. Another approach to handling continuous losses is given in the intriguing work of Balasubramanian et al. (2011), who show that the distribution of losses  $L | y$  is often close to Gaussian in practice, and use this to estimate

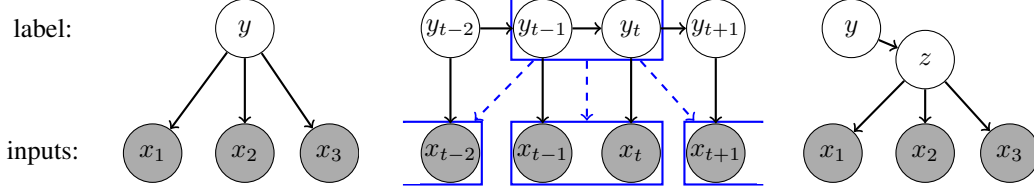


Figure 2: Left: our basic 3-view setup (Assumption 1). Center: Extension 1, to hidden Markov models; the embedding of 3 views into the HMM is indicated in blue. Right: Extension 3, to include a mediating variable  $z$ .

the risk. A key difference from all of this prior work is that we are the first to perform gradient-based learning and the first to handle a structured loss (in our case, the log loss for hidden Markov models).

## 2 Framework and Estimation Algorithm

We will focus on multiclass classification; we assume an unknown true distribution  $p^*(x, y)$  over  $\mathcal{X} \times \mathcal{Y}$ , where  $\mathcal{Y} = \{1, \dots, k\}$ , and are given unlabeled samples  $x^{(1)}, \dots, x^{(m)}$  drawn i.i.d. from  $p^*(x)$ . Given parameters  $\theta \in \mathbb{R}^d$  and a loss function  $L(\theta; x, y)$ , our goal is to estimate the risk of  $\theta$  on  $p^*$ :  $R(\theta) \stackrel{\text{def}}{=} \mathbf{E}_{x, y \sim p^*}[L(\theta; x, y)]$ . Throughout, we will make the *3-view assumption*:

**Assumption 1** (3-view). *Under  $p^*$ ,  $x$  can be split into  $x_1, x_2, x_3$ , which are conditionally independent given  $y$  (see Figure 2). Moreover, the loss decomposes additively across views:  $L(\theta; x, y) = A(\theta; x) - \sum_{v=1}^3 f_v(\theta; x_v, y)$ , for some functions  $A$  and  $f_v$ .*

Note that if we have  $v > 3$  views  $x_1, \dots, x_v$ , then we can always partition the views into blocks  $x'_1 = x_{1:\lfloor v/3 \rfloor}, x'_2 = x_{\lfloor v/3 \rfloor + 1:\lfloor 2v/3 \rfloor}, x'_3 = x_{\lfloor 2v/3 \rfloor + 1:v}$ . Assumption 1 then holds for  $x'_1, x'_2, x'_3$ .<sup>1</sup> In addition, it suffices for just the  $f_v$  to be independent rather than the  $x_v$ .

We will give some examples where Assumption 1 holds, then state and prove our main result. We start with logistic regression, which will be our primary focus later on:

**Example 1** (Logistic Regression). Suppose that we have a log-linear model  $p_\theta(y | x) = \exp(\theta^\top (\phi_1(x_1, y) + \phi_2(x_2, y) + \phi_3(x_3, y)) - A(\theta; x))$ , where  $x_1, x_2$ , and  $x_3$  are independent conditioned on  $y$ . If our loss function is the log-loss  $L(\theta; x, y) = -\log p_\theta(y | x)$ , then Assumption 1 holds with  $f_v(\theta; x_v, y) = \theta^\top \phi_v(x_v, y)$ , and  $A(\theta; x)$  equal to the partition function of  $p_\theta$ .

We next consider the hinge loss, for which Assumption 1 does *not* hold. However, it does hold for a modified hinge loss, where we apply the hinge separately to each view:

**Example 2** (Modified Hinge Loss). Suppose that  $L(\theta; x, y) = \sum_{v=1}^3 (1 + \max_{j \neq y} \theta^\top \phi_v(x_v, j) - \theta^\top \phi_v(x_v, y))_+$ . In other words,  $L$  is the sum of 3 hinge losses, one for each view. Then Assumption 1 holds with  $A = 0$ , and  $-f_v$  equal to the hinge loss for view  $v$ .

There is nothing special about the hinge loss; for instance, we could instead take a sum of 0/1-losses.

Our final example shows that linearity is not necessary for Assumption 1 to hold; the model can be arbitrarily non-linear in each view  $x_v$ , as long as the predictions are combined additively at the end:

**Example 3** (Neural Networks). Suppose that for each view  $v$  we have a neural network whose output is a prediction vector  $(f_v(\theta; x_v, j))_{j=1}^k$ . Suppose further that we add together the predictions  $f_1 + f_2 + f_3$ , apply a soft-max, and evaluate using the log loss; then  $L(\theta; x, y) = A(\theta; x) - \sum_{v=1}^3 f_v(\theta; x_v, y)$ , where  $A(\theta; x)$  is the log-normalization constant of the softmax, and hence  $L$  satisfies Assumption 1.

With these examples in hand, we are ready for our main result on recovering the risk  $R(\theta)$ . The key is to recover the *conditional risk matrices*  $M_v \in \mathbf{R}^{k \times k}$ , defined as

$$(M_v)_{ij} = \mathbf{E}[f_v(\theta; x_v, i) | y = j]. \quad (1)$$

<sup>1</sup> For  $v = 2$  views, recovering  $R$  is related to non-negative matrix factorization (Lee and Seung, 2001). Exact identification ends up being impossible, though obtaining upper bounds is likely possible.

In the case of the 0/1-loss, the  $M_v$  are confusion matrices; in general,  $(M_v)_{ij}$  measures how strongly we predict class  $i$  when the true class is  $j$ . If we could recover these matrices along with the marginal class probabilities  $\pi_j \stackrel{\text{def}}{=} p^*(y = j)$ , then estimating the risk would be straightforward; indeed,

$$R(\theta) = \mathbf{E}[A(\theta; x)] - \sum_{j=1}^k \pi_j \sum_{v=1}^3 (M_v)_{j,j}, \quad (2)$$

where  $\mathbf{E}[A(\theta; x)]$  can be estimated from unlabeled data alone.

**Caveat: Class permutation.** Suppose that at training time, we learn to predict whether an image contains the digit 0 or 1. At test time, nothing changes except the definitions of 0 and 1 are reversed. It is clearly impossible to detect this from unlabeled data; mathematically, this manifests as  $M_v$  only being recoverable up to column permutation. We will end up computing the minimum risk over these permutations, which we call the *optimistic risk* and denote  $\tilde{R}(\theta) \stackrel{\text{def}}{=} \min_{\sigma \in \text{Sym}(k)} \mathbf{E}_{x, y \sim p^*} [L(\theta; x, \sigma(y))]$ . This equals the true risk as long as  $\theta$  is at least aligned with the correct labels in the sense that  $\mathbf{E}_x [L(\theta; x, j) \mid y = j] \leq \mathbf{E}_x [L(\theta; x, j') \mid y = j]$  for  $j' \neq j$ . The optimal  $\sigma$  can then be computed from  $M_v$  and  $\pi$  in  $\mathcal{O}(k^3)$  time using maximum weight bipartite matching; see Section A for details.

Our main result, Theorem 1, says that we can recover both  $M_v$  and  $\pi$  up to permutation, with a number of samples that is polynomial in  $k$ ; in practice the dependence on  $k$  seems roughly cubic.

**Theorem 1.** *Suppose Assumption 1 holds. Then, for any  $\epsilon, \delta \in (0, 1)$ , we can estimate  $M_v$  and  $\pi$  up to column permutation, to error  $\epsilon$  (in Frobenius and  $\infty$ -norm respectively). Our algorithm requires*

$$m = \text{poly} \left( k, \pi_{\min}^{-1}, \lambda^{-1}, \tau \right) \cdot \frac{\log(2/\delta)}{\epsilon^2} \text{ samples to succeed with probability } 1 - \delta, \text{ where}$$

$$\pi_{\min} \stackrel{\text{def}}{=} \min_{j=1}^k p^*(y = j), \quad \tau \stackrel{\text{def}}{=} \mathbf{E}[\sum_{v,j} f_v(\theta; x_v, j)^2], \quad \text{and } \lambda \stackrel{\text{def}}{=} \min_{v=1}^3 \sigma_k(M_v), \quad (3)$$

and  $\sigma_k$  denotes the  $k$ th singular value. Moreover, the algorithm runs in time  $m \cdot \text{poly}(k)$ .

Note that estimates for  $M_v$  and  $\pi$  imply an estimate for  $\tilde{R}$  via (2). Importantly, the sample complexity in Theorem 1 depends on the number of classes  $k$ , but not on the dimension  $d$  of  $\theta$ . Moreover, Theorem 1 holds even if  $p^*$  lies outside the model family  $\theta$ , and even if the train and test distributions are very different (in fact, the result is totally agnostic to how the model  $\theta$  was produced). The only requirement is that the 3-view assumption holds for  $p^*$ .

Let us interpret each term in (3). First,  $\tau$  tracks the variance of the loss, and we should expect the difficulty of estimating the risk to increase with this variance. The  $\frac{\log(2/\delta)}{\epsilon^2}$  term is typical and shows up even when estimating the parameter of a Bernoulli variable to accuracy  $\epsilon$  from  $m$  samples. The  $\pi_{\min}^{-1}$  term appears because, if one of the classes is very rare, we need to wait a long time to observe even a single sample from that class, and even longer to estimate the risk on that class accurately.

Perhaps least intuitive is the  $\lambda^{-1}$  term, which is large e.g. when two classes have similar conditional risk vectors  $\mathbf{E}[(f_v(\theta; x_v, i))_{i=1}^k \mid y = j]$ . To see why this matters, consider an extreme where  $x_1, x_2$ , and  $x_3$  are independent not only of each other but also of  $y$ . Then  $p^*(y)$  is completely unconstrained, and it is impossible to estimate  $R$  at all. Why does this not contradict Theorem 1? The answer is that in this case, all rows of  $M_v$  are equal and hence  $\lambda = 0$ ,  $\lambda^{-1} = \infty$ , and we need infinitely many samples for Theorem 1 to hold;  $\lambda$  thus measures how close we are to this degenerate case.

**Proof of Theorem 1.** We now outline a proof of Theorem 1. Recall the goal is to estimate the conditional risk matrices  $M_v$ , defined as  $(M_v)_{ij} = \mathbf{E}[f_v(\theta; x_v, i) \mid y = j]$ ; from these we can recover the risk itself using (2). The key insight is that certain moments of  $p^*(y \mid x)$  can be expressed as polynomial functions of the matrices  $M_v$ , and therefore we can solve for the  $M_v$  even without explicitly estimating  $p^*$ . Our approach follows the technical machinery behind the spectral method of moments (e.g., Anandkumar et al., 2012), which we explain below for completeness.

Define the loss vector  $h_v(x_v) = (f_v(\theta; x_v, i))_{i=1}^k$ . The conditional independence of the  $x_v$  means that  $\mathbf{E}[h_1(x_1)h_2(x_2)^\top \mid y] = \mathbf{E}[h_1(x_1) \mid y]\mathbf{E}[h_2(x_2) \mid y]^\top$ , and similarly for higher-order conditional moments. There is thus low-rank structure in the moments of  $h$ , which we can exploit. More precisely,

---

**Algorithm 1** Algorithm for estimating  $\tilde{R}(\theta)$  from unlabeled data.

---

- 1: **Input:** unlabeled samples  $x^{(1)}, \dots, x^{(m)} \sim p^*(x)$ .
  - 2: Estimate the left-hand-side of each term in (4) using  $x^{(1:m)}$ .
  - 3: Compute approximations  $\hat{M}_v$  and  $\hat{\pi}_v$  to  $M_v$  and  $\pi$  using tensor decomposition.
  - 4: Compute  $\sigma$  maximizing  $\sum_{j=1}^k \hat{\pi}_{\sigma(j)} \sum_{v=1}^3 (\hat{M}_v)_{j,\sigma(j)}$  using maximum bipartite matching.
  - 5: **Output:** estimated  $\frac{1}{m} \sum_{i=1}^m A(\theta; x^{(i)}) - \sum_{j=1}^k \hat{\pi}_{\sigma(j)} \sum_{v=1}^3 (\hat{M}_v)_{j,\sigma(j)}$ .
- 

by marginalizing over  $y$ , we obtain the following equations, where  $\otimes$  denotes outer product:

$$\begin{aligned} \mathbf{E}[h_v(x_v)] &= M_v \pi, & \mathbf{E}[h_v(x_v) h_{v'}(x_{v'})^\top] &= M_v \text{diag}(\pi) M_{v'}^\top \text{ for } v \neq v', \text{ and} \\ \mathbf{E}[h_1(x_1) \otimes h_2(x_2) \otimes h_3(x_3)]_{i_1, i_2, i_3} &= \sum_{j=1}^k \pi_j \cdot (M_1)_{i_1, j} (M_2)_{i_2, j} (M_3)_{i_3, j} \quad \forall i_1, i_2, i_3. \end{aligned} \quad (4)$$

The left-hand-side of each equation can be estimated from unlabeled data; we can then solve for  $M_v$  and  $\pi$  using *tensor decomposition* (Lathauwer, 2006; Comon et al., 2009; Anandkumar et al., 2012; 2013; Kuleshov et al., 2015). In particular, we can recover  $M$  and  $\pi$  up to permutation: that is, we recover  $\hat{M}$  and  $\hat{\pi}$  such that  $M_{i,j} \approx \hat{M}_{i,\sigma(j)}$  and  $\pi_j \approx \hat{\pi}_{\sigma(j)}$  for some permutation  $\sigma \in \text{Sym}(k)$ . This then yields Theorem 1; see Section B for a full proof.

Assumption 1 therefore yields a set of moment equations (4) that, when solved, let us estimate the risk without any labels  $y$ . To summarize the procedure, we (i) approximate the left-hand-side of each term in (4) by sample averages; (ii) use tensor decomposition to solve for  $\pi$  and  $M_v$ ; (iii) use maximum matching to compute the permutation  $\sigma$ ; and (iv) use (2) to obtain  $\tilde{R}$  from  $\pi$  and  $M_v$ .

### 3 Extensions

Theorem 1 provides a basic building block which admits several extensions to more complex model structures. We go over several cases below, omitting most proofs to avoid tedium.

**Extension 1** (Hidden Markov Model). Most importantly, the latent variable  $y$  need not belong to a small discrete set; we can handle structured output spaces such as a hidden Markov model as long as  $p^*$  matches the HMM structure. This is a substantial generalization of previous work on unsupervised risk estimation, which was restricted to multiclass classification.

Suppose that  $p_\theta(y_{1:T} | x_{1:T}) \propto \prod_{t=2}^T f_\theta(y_{t-1}, y_t) \cdot \prod_{t=1}^T g_\theta(y_t, x_t)$ , with log-loss  $L(\theta; x, y) = -\log p_\theta(y_{1:T} | x_{1:T})$ . We can exploit the decomposition

$$-\log p_\theta(y_{1:T} | x_{1:T}) = \sum_{t=2}^T \underbrace{-\log p_\theta(y_{t-1}, y_t | x_{1:T})}_{\stackrel{\text{def}}{\ell_t}} - \sum_{t=1}^T \underbrace{-\log p_\theta(y_t | x_{1:T})}_{\stackrel{\text{def}}{\ell'_t}}. \quad (5)$$

Assuming that  $p^*$  is Markovian with respect to  $y$ , each of the losses  $\ell_t, \ell'_t$  satisfies Assumption 1 (see Figure 2; for  $\ell_t$ , the views are  $x_{1:t-2}, x_{t-1:t}, x_{t+1:T}$ , and for  $\ell'_t$  they are  $x_{1:t-1}, x_t, x_{t+1:T}$ ). We use Theorem 1 to estimate each  $\mathbf{E}[\ell_t], \mathbf{E}[\ell'_t]$  individually, and thus also the full risk  $\mathbf{E}[L]$ . (Note that we actually estimate the risk for  $y_{2:T-1} | x_{1:T}$  due to the 3-view assumption failing at the boundaries.)

In general, the idea in (5) applies to any structured output problem that is a sum of local 3-view structures. It would be interesting to extend our results to other structures such as more general graphical models (Chaganty and Liang, 2014) and parse trees (Hsu et al., 2012).

**Extension 2** (Exponential Loss). We can also relax the additivity condition  $L = A - f_1 - f_2 - f_3$ . For instance, suppose  $L(\theta; x, y) = \exp(-\theta^\top \sum_{v=1}^3 \phi_v(x_v, y))$  is the exponential loss. We can use Theorem 1 to estimate the matrices  $M_v$  corresponding to  $f_v(\theta; x_v, y) = \exp(-\theta^\top \phi_v(x_v, y))$ . Then

$$R(\theta) = \mathbf{E} \left[ \prod_{v=1}^3 f_v(\theta; x_v, y) \right] = \sum_j \pi_j \prod_{v=1}^3 \mathbf{E}[f_v(\theta; x_v, j) | y = j] \quad (6)$$

by conditional independence. Therefore, the risk can be estimated as  $\sum_j \pi_j \prod_{v=1}^3 (M_v)_{j,j}$ . More generally, it suffices to have  $L(\theta; x, y) = A(\theta; x) + \sum_{i=1}^n \prod_{v=1}^3 f_i^v(\theta; x_v, y)$  for some functions  $f_i^v$ .



**Extension 3 (Mediating Variable).** Assuming that  $x_{1:3}$  are independent conditioned only on  $y$  may not be realistic; there might be multiple subclasses of a label (e.g., multiple ways to write the digit 4) which would induce systematic correlations across views. To address this, we show that independence need only hold conditioned on a mediating variable  $z$ , rather than on the label  $y$  itself.

Let  $z$  be a refinement of  $y$  (in the sense that  $z \rightarrow y$  is deterministic) which takes on  $k'$  values, and suppose that the views  $x_1, x_2, x_3$  are independent conditioned on  $z$ , as in Figure 2. Then we can estimate the risk as long as we can extend the loss vector  $h_v = (f_v)_{i=1}^k$  to a function  $h'_v : \mathcal{X}_v \rightarrow \mathbf{R}^{k'}$ , such that  $h'_v(x_v)_i = f_v(x_v, i)$  and the matrix  $(M'_v)_{ij} = \mathbf{E}[h'_v(x_v)_i \mid z = j]$  has full rank. The reason is that we can recover the matrices  $M'_v$ , and then, letting  $r$  be the map from  $z$  to  $y$ , we can express the risk as  $R(\theta) = \mathbf{E}[A(\theta; x)] + \sum_{j=1}^{k'} p^*(z = j) \sum_{v=1}^3 (M'_v)_{r(j), j}$ .

**Summary.** Our framework applies to the log loss and exponential loss; to hidden Markov models; and to cases where there are latent variables mediating the independence structure.

## 4 From Estimation to Learning

We now turn our attention to unsupervised learning, i.e., minimizing  $R(\theta)$  over  $\theta \in \mathbf{R}^d$ . Unsupervised learning is impossible without some additional information, since even if we could learn the  $k$  classes, we wouldn't know which class had which label. Thus we assume that we have a small amount of information to break this symmetry, in the form of a *seed model*  $\theta_0$ :

**Assumption 2 (Seed Model).** We have access to a “seed model”  $\theta_0$  such that  $\tilde{R}(\theta_0) = R(\theta_0)$ .

Assumption 2 merely asks for  $\theta_0$  to be aligned with the true labels on average. We can obtain  $\theta_0$  from a small amount of labeled data (semi-supervised learning) or by training in a nearby domain (domain adaptation). We define  $\text{gap}(\theta_0)$  to be the difference between  $R(\theta_0)$  and the next smallest permutation of the classes, which will affect the difficulty of learning.

For simplicity we will focus on the case of logistic regression, and show how to learn given only Assumptions 1 and 2. However, our algorithm extends to general losses, as we show in Section E.

**Learning from moments.** Note that for logistic regression (Examples 1), the unobserved components of  $L(\theta; x, y)$  are linear in the sense that  $f_v(\theta; x_v, y) = \theta^\top \phi_v(x_v, y)$  for some  $\phi_v$ . We therefore have

$$R(\theta) = \mathbf{E}[A(\theta; x)] - \theta^\top \bar{\phi}, \text{ where } \bar{\phi} \stackrel{\text{def}}{=} \sum_{v=1}^3 \mathbf{E}[\phi_v(x_v, y)]. \quad (7)$$

From (7), we see that it suffices to estimate  $\bar{\phi}$ , after which all terms on the right-hand-side of (7) are known. Given an approximation  $\hat{\phi}$  to  $\bar{\phi}$  (we will show how to obtain  $\hat{\phi}$  below), we can learn a near-optimal  $\theta$  by solving the following convex optimization problem:

$$\hat{\theta} = \arg \min_{\|\theta\|_2 \leq \rho} \mathbf{E}[A(\theta; x)] - \theta^\top \hat{\phi}. \quad (8)$$

In practice we would need to approximate  $\mathbf{E}[A(\theta; x)]$  by samples, but we ignore this for simplicity (it only contributes lower-order terms to the error). The  $\ell^2$ -constraint on  $\theta$  imparts robustness to errors in  $\hat{\phi}$ . In particular (see Section C for a proof):

**Lemma 1.** Suppose  $\|\hat{\phi} - \bar{\phi}\|_2 \leq \epsilon$ . Then the output  $\hat{\theta}$  from (8) satisfies  $R(\hat{\theta}) \leq \min_{\|\theta\|_2 \leq \rho} R(\theta) + 2\epsilon\rho$ .

Assuming that the optimal parameter  $\theta^*$  has  $\ell^2$ -norm at most  $\rho$ , Lemma 1 guarantees that  $R(\hat{\theta}) \leq R(\theta^*) + 2\epsilon\rho$ . We will see below that computing  $\hat{\phi}$  requires  $d \cdot \text{poly}(k, \pi_{\min}^{-1}, \lambda^{-1}, \tau) / \epsilon^2$  samples.

**Computing  $\hat{\phi}$ .** Estimating  $\bar{\phi}$  can be done in a manner similar to estimating  $R(\theta)$  itself. In addition to the conditional risk matrix  $M_v \in \mathbf{R}^{k \times k}$ , we compute the *conditional moment matrix*  $G_v \in \mathbf{R}^{dk \times k}$  defined by  $(G_v)_{i+kr, j} \stackrel{\text{def}}{=} \mathbf{E}[\phi_v(\theta; x_v, i)_r \mid y = j]$ . We then have  $\bar{\phi}_r = \sum_{j=1}^k \pi_j \sum_{v=1}^3 (G_v)_{j+kr, j}$ .

We can solve for  $G_1, G_2$ , and  $G_3$  using the same tensor algorithm as in Theorem 1. Some care is needed to avoid explicitly forming the  $(kd) \times (kd) \times (kd)$  tensor that would result from the third term in (4), as this would require  $\mathcal{O}(k^3 d^3)$  memory and is thus intractable for even moderate values of  $d$ . We take a standard approach based on random projections (Halko et al., 2011) and described in



Figure 3: A few sample train images (left) and test images (right) from the modified MNIST data set.

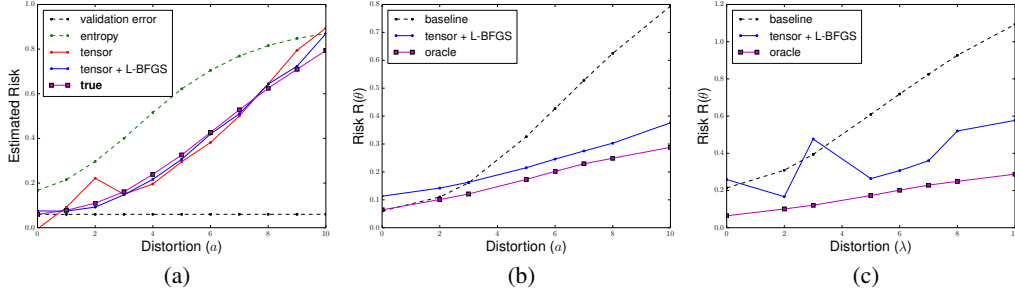


Figure 4: Results on the modified MNIST data set. (a) Risk estimation for varying degrees of distortion  $a$ . (b) Domain adaptation with 10,000 training and 10,000 test examples. (c) Domain adaptation with 300 training and 10,000 test examples.

Section 6.1.2 of [Anandkumar et al. \(2013\)](#). We refer the reader to the aforementioned references for details, and cite only the final sample complexity and runtime (see Section D for a proof sketch):

**Theorem 2.** *Suppose that Assumption 1 holds and that  $\theta_0 \in \Theta_0$ . Let  $\delta < 1$  and  $\epsilon < \min(1, \text{gap}(\theta_0))$ . Then, given  $m = \text{poly}(k, \pi_{\min}^{-1}, \lambda^{-1}, \tau) \cdot \frac{\log(2/\delta)}{\epsilon^2}$  samples, where  $\lambda$  and  $\tau$  are as defined in (3), with probability  $1 - \delta$  we can recover  $M_v$  and  $\pi$  to error  $\epsilon$ , and  $G_v$  to error  $(B/\tau)\epsilon$ , where  $B^2 = \mathbf{E}[\sum_{i,v} \|\phi_v(x_v, i)\|_2^2]$  measures the  $\ell^2$ -norm of the features. The algorithm runs in time  $\mathcal{O}(d(m + \text{poly}(k)))$ , and the errors are in Frobenius norm for  $M$  and  $G$ , and  $\infty$ -norm for  $\pi$ .*

**Interpretation.** Whereas before we estimated  $M_v$  to error  $\epsilon$ , now we estimate  $G_v$  (and hence  $\bar{\phi}$ ) to error  $(B/\tau)\epsilon$ . To achieve error  $\epsilon$  in estimating  $G_v$  requires  $(B/\tau)^2 \cdot \text{poly}(k, \pi_{\min}^{-1}, \lambda^{-1}, \tau) \frac{\log(2/\delta)}{\epsilon^2}$  samples, which is  $(B/\tau)^2$  times as large as in Theorem 1. The quantity  $(B/\tau)^2$  typically grows as  $\mathcal{O}(d)$ , and so the sample complexity needed to estimate  $\bar{\phi}$  is typically  $d$  times larger than the sample complexity needed to estimate  $R$ . This matches the behavior of the supervised case where we need  $d$  times as many samples for learning as compared to (supervised) risk estimation of a fixed model.

**Summary.** We have shown how to perform unsupervised logistic regression, given only a seed model  $\theta_0$ . This enables unsupervised learning under surprisingly weak assumptions (only the multi-view and seed model assumptions) even for mis-specified models and zero train-test overlap, and without assuming covariate shift. See Section E for learning under more general losses.

## 5 Experiments

To better understand the behavior of our algorithms, we perform experiments on a version of the MNIST data set that is modified to ensure that the 3-view assumption holds. To create an image, we sample a class in  $\{0, \dots, 9\}$ , then sample 3 images at random from that class, letting every third pixel come from the respective image. This guarantees that there will be 3 conditionally independent views. To explore train-test variation, we dim pixel  $p$  in the image by  $\exp(a(\|p - p_0\|_2 - 0.4))$ , where  $p_0$  is the image center and the distance is normalized to have maximum value 1. We show example images for  $a = 0$  (train) and  $a = 5$  (a possible test distribution) in Figure 3.

**Risk estimation.** We use unsupervised risk estimation (Theorem 1) to estimate the risk of a model trained on  $a = 0$  and tested on various values of  $a \in [0, 10]$ . We trained the model with AdaGrad ([Duchi et al., 2010](#)) on 10,000 training examples, and used 10,000 test examples to estimate the risk. To solve for  $\pi$  and  $M$  in (4), we first use the tensor power method implemented by [Chaganty and Liang \(2013\)](#) to initialize, and then locally minimize a weighted  $\ell^2$ -norm of the moment errors with L-BFGS. For comparison, we compute the validation error for  $a = 0$  (i.e., assume train = test), as well as the predictive entropy  $\sum_j -p_\theta(j|x) \log p_\theta(j|x)$  on the test set (i.e., assume the predictions are well-calibrated). The results are shown in Figure 4a; both the tensor method in isolation and tensor + L-BFGS estimate the risk accurately, with the latter performing slightly better.

**Domain adaptation.** We next evaluate our learning algorithm. For  $\theta_0$  we used the trained model at  $a = 0$ , and constrained  $\|\theta\|_2 \leq 10$  in (8). The results are shown in Figure 4b. For small values of  $a$ , our algorithm performs worse than the baseline of directly using  $\theta_0$ . However, our algorithm is far more robust as  $a$  increases, and tracks the performance of an oracle that was trained on the same distribution as the test examples.

**Semi-supervised learning.** Because we only need to provide our algorithm with a seed model, we can perform *semi-supervised domain adaptation* — train a model from a small amount of labeled data at  $a = 0$ , then use unlabeled data to learn a better model on a new distribution. Concretely, we obtained  $\theta_0$  from only 300 labeled examples. Tensor decomposition sometimes led to bad initializations in this regime, in which case we obtained a different  $\theta_0$  by training with a smaller step size. The results are shown in Figure 4c. Our algorithm generally performs well, but has higher variability than before, seemingly due to higher condition number of the matrices  $M_v$ .

**Summary.** Our experiments show that given 3 views, we can estimate the risk and perform domain adaptation, even from a small amount of labeled data.

## 6 Discussion

We have presented a method for estimating the risk from unlabeled data, which relies only on conditional independence structure and hence makes no parametric assumptions about the true distribution. Our approach applies to a large family of losses and extends beyond classification tasks to hidden Markov models. We can also perform unsupervised learning given only a seed model that can distinguish between classes in expectation; the seed model can be trained on a related domain, on a small amount of labeled data, or any combination of the two, and thus provides a pleasingly general formulation highlighting the similarities between domain adaptation and semi-supervised learning.

Previous approaches to domain adaptation and semi-supervised learning have also exploited multi-view structure. Given two views, Blitzer et al. (2011) perform domain adaptation with zero source/target overlap (covariate shift is still assumed). Two-view approaches (e.g. co-training and CCA) are also used in semi-supervised learning (Blum and Mitchell, 1998; Ando and Zhang, 2007; Kakade and Foster, 2007; Balcan and Blum, 2010). These methods all assume some form of low noise or low regret, as do, e.g., transductive SVMs (Joachims, 1999). By focusing on the central problem of risk estimation, our work connects multi-view learning approaches for domain adaptation and semi-supervised learning, and removes covariate shift and low-noise/low-regret assumptions (though we make stronger independence assumptions, and specialize to discrete prediction tasks).

In addition to reliability and unsupervised learning, our work is motivated by the desire to build *machine learning system with contracts*, a challenge recently posed by Bottou (2015); the goal is for machine learning systems to satisfy a well-defined input-output contract in analogy with software systems (Sculley et al., 2015). Theorem 1 provides the contract that under the 3-view assumption the test error is close to our estimate of the test error; this contrasts with the typical weak contract that if train and test are similar, then the test error is close to the training error. One other interesting contract is given by Shafer and Vovk (2008), who provide prediction *regions* that contain the true prediction with probability  $1 - \epsilon$  in the online setting, even in the presence of model mis-specification.

The most restrictive part of our framework is the three-view assumption, which is inappropriate if the views are not completely independent or if the data have structure that is not captured in terms of multiple views. Since Balasubramanian et al. (2011) obtain results under Gaussianity (which would be implied by many somewhat dependent views), we are optimistic that unsupervised risk estimation is possible for a wider family of structures. Along these lines, we end with the following questions:

**Open question.** In the 3-view setting, suppose the views are not completely independent. Is it still possible to estimate the risk? How does the degree of dependence affect the number of views needed?

**Open question.** Given only two independent views, can one obtain an upper bound on the risk  $R(\theta)$ ?

The results of this paper have caused us to adopt the following perspective: To handle unlabeled data, we should make *generative* structural assumptions, but still optimize *discriminative* model performance. This hybrid approach allows us to satisfy the traditional machine learning goal of predictive accuracy, while handling lack of supervision and under-specification in a principled way. Perhaps, then, what is needed for learning is to understand the *structure* of a domain.



## References

- A. Anandkumar, D. Hsu, and S. M. Kakade. A method of moments for mixture models and hidden Markov models. In *Conference on Learning Theory (COLT)*, 2012.
- A. Anandkumar, R. Ge, D. Hsu, S. M. Kakade, and M. Telgarsky. Tensor decompositions for learning latent variable models. *arXiv*, 2013.
- T. W. Anderson and H. Rubin. Estimation of the parameters of a single equation in a complete system of stochastic equations. *The Annals of Mathematical Statistics*, pages 46–63, 1949.
- T. W. Anderson and H. Rubin. The asymptotic properties of estimates of the parameters of a single equation in a complete system of stochastic equations. *The Annals of Mathematical Statistics*, pages 570–582, 1950.
- R. K. Ando and T. Zhang. Two-view feature generation model for semi-supervised learning. In *Conference on Learning Theory (COLT)*, pages 25–32, 2007.
- K. Balasubramanian, P. Donmez, and G. Lebanon. Unsupervised supervised learning II: Margin-based classification without labels. *Journal of Machine Learning Research (JMLR)*, 12:3119–3145, 2011.
- M. Balcan and A. Blum. A discriminative model for semi-supervised learning. *Journal of the ACM (JACM)*, 57(3), 2010.
- J. Blitzer, S. Kakade, and D. P. Foster. Domain adaptation with coupled subspaces. In *Artificial Intelligence and Statistics (AISTATS)*, pages 173–181, 2011.
- A. Blum and T. Mitchell. Combining labeled and unlabeled data with co-training. In *Conference on Learning Theory (COLT)*, 1998.
- L. Bottou. Two high stakes challenges in machine learning. Invited talk at the 32nd International Conference on Machine Learning, 2015.
- A. Chaganty and P. Liang. Spectral experts for estimating mixtures of linear regressions. In *International Conference on Machine Learning (ICML)*, 2013.
- A. Chaganty and P. Liang. Estimating latent-variable graphical models using moments and likelihoods. In *International Conference on Machine Learning (ICML)*, 2014.
- P. Comon, X. Luciani, and A. L. D. Almeida. Tensor decompositions, alternating least squares and other tales. *Journal of Chemometrics*, 23(7):393–405, 2009.
- F. Cozman and I. Cohen. Risks of semi-supervised learning: How unlabeled data can degrade performance of generative classifiers. In *Semi-Supervised Learning*. 2006.
- A. P. Dawid and A. M. Skene. Maximum likelihood estimation of observer error-rates using the EM algorithm. *Applied Statistics*, 1:20–28, 1979.
- P. Donmez, G. Lebanon, and K. Balasubramanian. Unsupervised supervised learning I: Estimating classification and regression errors without labels. *Journal of Machine Learning Research (JMLR)*, 11:1323–1351, 2010.
- J. Duchi, E. Hazan, and Y. Singer. Adaptive subgradient methods for online learning and stochastic optimization. In *Conference on Learning Theory (COLT)*, 2010.
- J. Edmonds and R. M. Karp. Theoretical improvements in algorithmic efficiency for network flow problems. *Journal of the ACM (JACM)*, 19(2):248–264, 1972.
- N. Halko, P.-G. Martinsson, and J. Tropp. Finding structure with randomness: Probabilistic algorithms for constructing approximate matrix decompositions. *SIAM Review*, 53:217–288, 2011.
- L. P. Hansen. Large sample properties of generalized method of moments estimators. *Econometrica: Journal of the Econometric Society*, 50:1029–1054, 1982.
- L. P. Hansen. Uncertainty outside and inside economic models. *Journal of Political Economy*, 122(5):945–987, 2014.
- D. Hsu, S. M. Kakade, and P. Liang. Identifiability and unmixing of latent parse trees. In *Advances in Neural Information Processing Systems (NIPS)*, 2012.
- A. Jaffe, B. Nadler, and Y. Kluger. Estimating the accuracies of multiple classifiers without labeled data. In *Artificial Intelligence and Statistics (AISTATS)*, pages 407–415, 2015.

- T. Joachims. Transductive inference for text classification using support vector machines. In *International Conference on Machine Learning (ICML)*, 1999.
- S. M. Kakade and D. P. Foster. Multi-view regression via canonical correlation analysis. In *Conference on Learning Theory (COLT)*, pages 82–96, 2007.
- V. Kuleshov, A. Chaganty, and P. Liang. Tensor factorization via matrix factorization. In *Artificial Intelligence and Statistics (AISTATS)*, 2015.
- L. D. Lathauwer. A link between the canonical decomposition in multilinear algebra and simultaneous matrix diagonalization. *SIAM Journal of Matrix Analysis and Applications*, 28(3):642–666, 2006.
- D. D. Lee and S. H. Seung. Algorithms for non-negative matrix factorization. In *Advances in Neural Information Processing Systems (NIPS)*, pages 556–562, 2001.
- L. Li, M. L. Littman, T. J. Walsh, and A. L. Strehl. Knows what it knows: a framework for self-aware learning. *Machine learning*, 82(3):399–443, 2011.
- Y. Li and Z. Zhou. Towards making unlabeled data never hurt. *IEEE Transactions on Pattern Analysis and Machine Intelligence*, 37(1):175–188, 2015.
- P. Liang and D. Klein. Analyzing the errors of unsupervised learning. In *Human Language Technology and Association for Computational Linguistics (HLT/ACL)*, 2008.
- B. Merialdo. Tagging English text with a probabilistic model. *Computational Linguistics*, 20:155–171, 1994.
- K. Nigam, A. McCallum, S. Thrun, and T. Mitchell. Learning to classify text from labeled and unlabeled documents. In *Association for the Advancement of Artificial Intelligence (AAAI)*, 1998.
- E. A. Platanios. Estimating accuracy from unlabeled data. Master’s thesis, Carnegie Mellon University, 2015.
- J. L. Powell. Estimation of semiparametric models. In *Handbook of Econometrics*, volume 4, pages 2443–2521. 1994.
- J. Quiñonero-Candela, M. Sugiyama, A. Schwaighofer, and N. D. Lawrence. *Dataset shift in machine learning*. The MIT Press, 2009.
- J. D. Sargan. The estimation of economic relationships using instrumental variables. *Econometrica*, pages 393–415, 1958.
- J. D. Sargan. The estimation of relationships with autocorrelated residuals by the use of instrumental variables. *Journal of the Royal Statistical Society: Series B (Statistical Methodology)*, pages 91–105, 1959.
- D. Sculley, G. Holt, D. Golovin, E. Davydov, T. Phillips, D. Ebner, V. Chaudhary, M. Young, J. Crespo, and D. Dennison. Hidden technical debt in machine learning systems. In *Advances in Neural Information Processing Systems (NIPS)*, pages 2494–2502, 2015.
- G. Shafer and V. Vovk. A tutorial on conformal prediction. *Journal of Machine Learning Research (JMLR)*, 9: 371–421, 2008.
- H. Shimodaira. Improving predictive inference under covariate shift by weighting the log-likelihood function. *Journal of Statistical Planning and Inference*, 90:227–244, 2000.
- J. Steinhardt, G. Valiant, and S. Wager. Memory, communication, and statistical queries. *Electronic Colloquium on Computational Complexity (ECCC)*, 22, 2015.
- N. Tomizawa. On some techniques useful for solution of transportation network problems. *Networks*, 1(2): 173–194, 1971.
- Y. Zhang, X. Chen, D. Zhou, and M. I. Jordan. Spectral methods meet EM: A provably optimal algorithm for crowdsourcing. *arXiv*, 2014.

## A Details of Computing $\tilde{R}$ from $M$ and $\pi$

In this section we show how, given  $M$ , and  $\pi$ , we can efficiently compute

$$\tilde{R}(\theta) = \mathbf{E}[A(\theta; x)] - \max_{\sigma \in \text{Sym}(k)} \sum_{j=1}^k \pi_{\sigma(j)} \sum_{v=1}^3 (M_v)_{j, \sigma(j)}. \quad (9)$$

The only bottleneck is the maximum over  $\sigma \in \text{Sym}(k)$ , which would naively require considering  $k!$  possibilities. However, we can instead cast this as a form of maximum matching. In particular, form the  $k \times k$  matrix

$$X_{i,j} = \pi_i \sum_{v=1}^3 (M_v)_{j,i}. \quad (10)$$

Then we are looking for the permutation  $\sigma$  such that  $\sum_{j=1}^k X_{\sigma(j),j}$  is maximized. If we consider each  $X_{i,j}$  to be the weight of edge  $(i, j)$  in a complete bipartite graph, then this is equivalent to asking for a matching of  $i$  to  $j$  with maximum weight, hence we can maximize over  $\sigma$  using any maximum-weight matching algorithm such as the Hungarian algorithm, which runs in  $\mathcal{O}(k^3)$  time (Tomizawa, 1971; Edmonds and Karp, 1972).

## B Proof of Theorem 1

**Preliminary reductions.** Our goal is to estimate  $M$  and  $\pi$  to error  $\epsilon$  (with probability of failure  $1 - \delta$ ) in  $\text{poly}(k, \pi_{\min}^{-1}, \lambda^{-1}, \tau) \cdot \frac{\log(1/\delta)}{\epsilon^2}$  samples. Note that if we can estimate  $M$  and  $\pi$  to error  $\epsilon$  with any fixed probability of success  $1 - \delta_0 \geq \frac{3}{4}$ , then we can amplify the probability of success to  $1 - \delta$  at the cost of  $\mathcal{O}(\log(1/\delta))$  times as many samples (the idea is to make several independent estimates, then throw out any estimate that is more than  $2\epsilon$  away from at least half of the others; all the remaining estimates will then be within distance  $3\epsilon$  of the truth with high probability).

**Estimating  $M$ .** Estimating  $\pi$  and  $M$  is mostly an exercise in interpreting Theorem 7 of Anandkumar et al. (2012), which we recall below, modifying the statement slightly to fit our language. Here  $\kappa$  denotes condition number (which is the ratio of  $\sigma_1(M)$  to  $\sigma_k(M)$ , since all matrices in question have  $k$  columns).

**Theorem 3 (Anandkumar et al. (2012)).** *Let  $P_{v,v'} \stackrel{\text{def}}{=} \mathbf{E}[h_v(x) \otimes h_{v'}(x)]$ , and  $P_{1,2,3} \stackrel{\text{def}}{=} \mathbf{E}[h_1(x) \otimes h_2(x) \otimes h_3(x)]$ . Also let  $\hat{P}_{v,v'}$  and  $\hat{P}_{1,2,3}$  be sample estimates of  $P_{v,v'}$ ,  $P_{1,2,3}$  that are (for technical convenience) estimated from independent samples of size  $m$ . Let  $\|T\|_F$  denote the  $\ell^2$ -norm of  $T$  after unrolling  $T$  to a vector. Suppose that:*

- $\mathbf{P} \left[ \|\hat{P}_{v,v'} - P_{v,v'}\|_2 \leq C_{v,v'} \sqrt{\frac{\log(1/\delta)}{m}} \right] \geq 1 - \delta$  for  $\{v, v'\} \in \{\{1, 2\}, \{1, 3\}\}$ , and
- $\mathbf{P} \left[ \|\hat{P}_{1,2,3} - P_{1,2,3}\|_F \leq C_{1,2,3} \sqrt{\frac{\log(1/\delta)}{m}} \right] \geq 1 - \delta$ .

Then, there exists constants  $C$ ,  $m_0$ ,  $\delta_0$  such that the following holds: if  $m \geq m_0$  and  $\delta \leq \delta_0$  and

$$\begin{aligned} \sqrt{\frac{\log(k/\delta)}{m}} &\leq C \cdot \frac{\min_{j \neq j'} \|(M_3^\top)_j - (M_3^\top)_{j'}\|_2 \cdot \sigma_k(P_{1,2})}{C_{1,2,3} \cdot k^5 \cdot \kappa(M_1)^4} \cdot \frac{\delta}{\log(k/\delta)} \cdot \epsilon, \\ \sqrt{\frac{\log(1/\delta)}{m}} &\leq C \cdot \min \left\{ \frac{\min_{j \neq j'} \|(M_3^\top)_j - (M_3^\top)_{j'}\|_2 \cdot \sigma_k(P_{1,2})^2}{C_{1,2} \cdot \|P_{1,2,3}\|_F \cdot k^5 \cdot \kappa(M_1)^4} \cdot \frac{\delta}{\log(k/\delta)}, \frac{\sigma_k(P_{1,3})}{C_{1,3}} \right\} \cdot \epsilon, \end{aligned}$$

then with probability at least  $1 - 5\delta$ , we can output  $\hat{M}_3$  with the following guarantee: there exists a permutation  $\sigma \in \text{Sym}(k)$  such that for all  $j \in \{1, \dots, k\}$ ,

$$\|(M_3^\top)_j - (\hat{M}_3^\top)_{\sigma(j)}\|_2 \leq \max_{j'} \|(M_3^\top)_{j'}\|_2 \cdot \epsilon. \quad (11)$$

By symmetry, we can use Theorem 3 to recover each of the matrices  $M_v$ ,  $v = 1, 2, 3$ , up to permutation of the columns. Furthermore, Anandkumar et al. (2012) show in Appendix B.4 of their paper how to match up the columns of the different  $M_v$ , so that only a single unknown permutation is applied to each of the  $M_v$  simultaneously. We will set  $\delta = 1/180$ , which yields an overall probability of success of 11/12 for this part of the proof.

We now analyze the rate of convergence implied by Theorem 3. Note that we can take  $C_{1,2,3} = \mathcal{O}\left(\sqrt{\mathbf{E}[\|h_1\|_2^2 \|h_2\|_2^2 \|h_3\|_2^2]}\right)$ , and similarly  $C_{v,v'} = \mathcal{O}\left(\sqrt{\mathbf{E}[\|h_v\|_2^2 \|h_{v'}\|_2^2]}\right)$ . Then, since we only care about polynomial factors, it is enough to note that we can estimate the  $M_v$  to error  $\epsilon$  given  $Z/\epsilon^2$  samples, where  $Z$  is polynomial in the following quantities:

1.  $k$ ,
2.  $\max_{v=1}^3 \kappa(M_v)$ , where  $\kappa$  denotes condition number,
3.  $\frac{\sqrt{\mathbf{E}[\|h_1\|_2^2 \|h_2\|_2^2 \|h_3\|_2^2]}}{(\min_{j,j'} \|(M_v^\top)_j - (M_v^\top)_{j'}\|_2) \cdot \sigma_k(P_{v',v''})}$ , where  $(v, v', v'')$  is a permutation of  $(1, 2, 3)$ ,
4.  $\frac{\|P_{1,2,3}\|_2}{(\min_{j,j'} \|(M_v^\top)_j - (M_v^\top)_{j'}\|_2) \cdot \sigma_k(P_{v',v''})}$ , where  $(v, v', v'')$  is as before, and
5.  $\frac{\sqrt{\mathbf{E}[\|h_v\|_2^2 \|h_{v'}\|_2^2]}}{\sigma_k(P_{v,v'})}$ .
6.  $\max_{j,v} \|(M_v^\top)_j\|_2$ .

It suffices to show that each of these quantities are polynomial in  $k$ ,  $\pi_{\min}^{-1}$ ,  $\tau$ , and  $\lambda^{-1}$ .

(1)  $k$  is trivially polynomial in itself.

(2) Note that  $\kappa(M_v) \leq \sigma_1(M_v)/\lambda \leq \|M_v\|_F/\lambda$ . Furthermore,  $\|M_v\|_F^2 = \sum_j \|\mathbf{E}[h_v | j]\|_2^2 \leq \sum_j \mathbf{E}[\|h_v\|_2^2 | j] \leq k\tau^2$ . In all,  $\kappa(M_v) \leq \sqrt{k}\tau/\lambda$ , which is polynomial in  $k$  and  $\tau/\lambda$ .

(3) We first note that  $\min_{j \neq j'} \|(M_v^\top)_j - (M_v^\top)_{j'}\|_2 = \sqrt{2} \min_{j \neq j'} \|M_v^\top (e_j - e_{j'})\|_2 / \|e_j - e_{j'}\|_2 \geq \sigma_k(M_v)$ . Also,  $\sigma_k(P_{v',v''}) = \sigma_k(M_{v'} \text{diag}(\pi) M_{v''}) \geq \sigma_k(M_{v'}) \pi_{\min} \sigma_k(M_{v''})$ . We can thus upper-bound the quantity in (3.) by

$$\frac{\sqrt{\mathbf{E}[\|h_1\|_2^2 \|h_2\|_2^2 \|h_3\|_2^2]}}{\sqrt{2} \pi_{\min} \sigma_k(M_1) \sigma_k(M_2) \sigma_k(M_3)} \leq \frac{\tau^3}{\sqrt{2} \pi_{\min} \lambda^3},$$

which is polynomial in  $\pi_{\min}^{-1}$ ,  $\tau/\lambda$ .

(4) We can perform the same calculations as in (3), but now we have to bound  $\|P_{1,2,3}\|_2$ . However, it is easy to see that

$$\begin{aligned} \|P_{1,2,3}\|_2 &= \sqrt{\|\mathbf{E}[h_1 \otimes h_2 \otimes h_3]\|_2^2} \\ &\leq \sqrt{\mathbf{E}[\|h_1 \otimes h_2 \otimes h_3\|_2^2]} \\ &= \sqrt{\mathbf{E}[\|h_1\|_2^2 \|h_2\|_2^2 \|h_3\|_2^2]} \\ &= \sqrt{\sum_{j=1}^k \pi_j \prod_{v=1}^3 \mathbf{E}[\|h_v\|_2^2 | y = j]} \\ &\leq \tau^3, \end{aligned}$$

which yields the same upper bound as in (3).

(5) We can again perform the same calculations as in (3), where we now only have to deal with a subset of the variables, thus obtaining a bound of  $\frac{\tau^2}{\pi_{\min} \lambda^2}$ .

(6) We have  $\|(M_v^\top)_j\|_2 \leq \sqrt{\mathbf{E}[\|h_v\|_2^2 | y = j]} \leq \tau$ .

In sum, we have shown that with probability  $\frac{11}{12}$  we can estimate each  $M_v$  to column-wise  $\ell^2$  error  $\epsilon$  using poly  $(k, \pi_{\min}^{-1}, \lambda^{-1}, \tau) / \epsilon^2$  samples; since there are only  $k$  columns, we can make the total

(Frobenius) error be at most  $\epsilon$  while still using  $\text{poly}(k, \pi_{\min}^{-1}, \lambda^{-1}, \tau) / \epsilon^2$  samples. It now remains to estimate  $\pi$ .

**Estimating  $\pi$ .** This part of the argument follows Appendix B.5 of Anandkumar et al. (2012). Noting that  $\pi = M_1^{-1} \mathbf{E}[h_1]$ , we can estimate  $\pi$  as  $\hat{\pi} = \hat{M}_1^{-1} \hat{\mathbf{E}}[h_1]$ , where  $\hat{\mathbf{E}}$  denotes the empirical expectation. Hence, we have

$$\begin{aligned} \|\pi - \hat{\pi}\|_\infty &\leq \left\| (\hat{M}_1^{-1} - M_1^{-1}) \mathbf{E}[h_1] + M_1^{-1} (\hat{\mathbf{E}}[h_1] - \mathbf{E}[h_1]) + (\hat{M}_1^{-1} - M_1^{-1}) (\hat{\mathbf{E}}[h_1] - \mathbf{E}[h_1]) \right\|_\infty \\ &\leq \underbrace{\|\hat{M}_1^{-1} - M_1^{-1}\|_F}_{(i)} \underbrace{\|\mathbf{E}[h_1]\|_2}_{(ii)} + \underbrace{\|M_1^{-1}\|_F}_{(iii)} \underbrace{\|\hat{\mathbf{E}}[h_1] - \mathbf{E}[h_1]\|_2}_{(iv)} + \underbrace{\|\hat{M}_1^{-1} - M_1^{-1}\|_F}_{(i)} \underbrace{\|\hat{\mathbf{E}}[h_1] - \mathbf{E}[h_1]\|_2}_{(iv)}. \end{aligned}$$

We will bound each of these factors in turn:

- (i)  $\|\hat{M}_1^{-1} - M_1^{-1}\|_F$ : let  $E_1 = \hat{M}_1 - M_1$ , which by the previous part satisfies  $\|E_1\|_F \leq \sqrt{k} \max_j \|(\hat{M}_1^\top)_j - (M_1^\top)_j\|_2 = \text{poly}(k, \pi_{\min}^{-1}, \lambda^{-1}, \tau) / \sqrt{m}$ . Therefore:

$$\begin{aligned} \|\hat{M}_1^{-1} - M_1^{-1}\|_F &\leq \|(M_1 + E_1)^{-1} - M_1^{-1}\|_F \\ &= \|M_1^{-1}(I + E_1 M_1^{-1})^{-1} - M_1^{-1}\|_F \\ &\leq \|M_1^{-1}\|_F \|(I + E_1 M_1^{-1})^{-1} - I\|_F \\ &\leq k \lambda^{-1} \sigma_1(I + E_1 M_1^{-1})^{-1} - I \\ &\leq k \lambda^{-1} \frac{\sigma_1(E_1 M_1^{-1})}{1 - \sigma_1(E_1 M_1^{-1})} \\ &\leq k \lambda^{-2} \frac{\|E_1\|_F}{1 - \lambda^{-1} \|E_1\|_F} \\ &\leq \frac{\text{poly}(k, \pi_{\min}^{-1}, \lambda^{-1}, \tau)}{1 - \text{poly}(k, \pi_{\min}^{-1}, \lambda^{-1}, \tau) / \sqrt{m}} \cdot \frac{1}{\sqrt{m}}. \end{aligned}$$

We can assume that  $m \geq \text{poly}(k, \pi_{\min}^{-1}, \lambda^{-1}, \tau)$  without loss of generality (since otherwise we can trivially obtain the desired bound on  $\|\pi - \hat{\pi}\|_\infty$  by simply guessing the uniform distribution), in which case the above quantity is  $\text{poly}(k, \pi_{\min}^{-1}, \lambda^{-1}, \tau) \cdot \frac{1}{\sqrt{m}}$ .

- (ii)  $\|\mathbf{E}[h_1]\|_2$ : we have  $\|\mathbf{E}[h_1]\|_2 \leq \sqrt{\mathbf{E}[\|h_1\|_2^2]} \leq \tau$ .

- (iii)  $\|M_1^{-1}\|_F$ : since  $\|X\|_F \leq \sqrt{k} \sigma_1(F)$ , we have  $\|M_1^{-1}\|_F \leq \sqrt{k} \lambda^{-1}$ .

- (iv)  $\|\hat{\mathbf{E}}[h_1] - \mathbf{E}[h_1]\|_2$ : with any fixed probability (say 11/12), this term is  $\mathcal{O}\left(\sqrt{\frac{\mathbf{E}[\|h_1\|_2^2]}{m}}\right) = \mathcal{O}\left(\frac{\tau}{\sqrt{m}}\right)$ .

In sum, with probability at least  $\frac{11}{12}$  all of the terms are  $\text{poly}(k, \pi_{\min}^{-1}, \lambda^{-1}, \tau)$ , and at least one factor in each term has a  $\frac{1}{\sqrt{m}}$  decay. Therefore, we have  $\|\pi - \hat{\pi}\|_\infty \leq \text{poly}(k, \pi_{\min}^{-1}, \lambda^{-1}, \tau) \cdot \sqrt{\frac{1}{m}}$ .

Since we have shown that we can estimate each of  $M$  and  $\pi$  individually with probability  $\frac{11}{12}$ , we can estimate them jointly  $\frac{5}{6} > \frac{3}{4}$ , thus completing the proof.



## C Proof of Lemma 1

Let  $B(\rho) = \{\theta \mid \|\theta\|_2 \leq \rho\}$ . First note that  $|\theta^\top(\hat{\phi} - \bar{\phi})| \leq \|\theta\|_2 \|\hat{\phi} - \bar{\phi}\|_2 \leq \epsilon\rho$  for all  $\theta \in B(\rho)$ . Letting  $\hat{\theta}$  denote the minimizer of  $R(\theta)$  over  $B(\rho)$ , we obtain

$$R(\hat{\theta}) = \mathbf{E}[A(\hat{\theta}; x)] - \hat{\theta}^\top \bar{\phi} \quad (12)$$

$$\leq \mathbf{E}[A(\hat{\theta}; x)] - \hat{\theta}^\top \hat{\phi} + \epsilon\rho \quad (13)$$

$$\leq \mathbf{E}[A(\tilde{\theta}; x)] - \tilde{\theta}^\top \hat{\phi} + \epsilon\rho \quad (14)$$

$$\leq \mathbf{E}[A(\tilde{\theta}; x)] - \tilde{\theta}^\top \bar{\phi} + 2\epsilon\rho \quad (15)$$

$$= R(\tilde{\theta}) + 2\epsilon\rho, \quad (16)$$

as claimed.

## D Proof of Theorem 2

We note that Theorem 7 of Anandkumar et al. (2012) (and hence Theorem 1 above) does not require that the  $M_v$  be  $k \times k$ , but only that they have  $k$  columns (the number of rows can be arbitrary). It thus applies for any matrix  $M'_v$ , where the  $j$ th columns of  $M'_v$  is equal to  $\mathbf{E}[h'_v(x_v) \mid j]$  for some  $h_v : \mathcal{X}_v \rightarrow \mathbf{R}^{d'}$ . In our specific case, we will take  $h' : \mathcal{X}_v \rightarrow \mathbf{R}^{k(d+1)}$ , where the first  $k$  coordinates of  $h'(x_v)$  are equal to  $h(x_v)$  (i.e.,  $(f_v(x_v, i))_{i=1}^k$ ), and the remaining  $kd$  coordinates of  $h'(x_v)$  are equal to  $\frac{\tau}{B} \frac{\partial}{\partial \theta_r} f_v(\theta; x_v, i)$  as in the definition of  $G_v$ , where the difference is that we have scaled by a factor of  $\frac{\tau}{B}$ . Note that in this case  $M'_v = \begin{bmatrix} M_v \\ \frac{\tau}{B} G_v \end{bmatrix}$ . We let  $\lambda'$  and  $\tau'$  denote the values of  $\lambda$  and  $\tau$  for  $M'$  and  $h'$ .

Since  $M_v$  is a submatrix of  $M'_v$ , we have  $\sigma_k(M'_v) \geq \sigma_k(M_v)$ , so  $\lambda' \geq \lambda$ . On the other hand,

$$\tau' = \mathbf{E}[\sum_v \|h'_v(x_v)\|_2^2] \quad (17)$$

$$= \mathbf{E}[\sum_v \|h_v(x_v)\|_2^2 + \frac{\tau^2}{B^2} \sum_{v,i} \|\nabla_\theta f_v(\theta; x_v, i)\|_2^2] \quad (18)$$

$$\leq \tau^2 + \frac{\tau^2}{B^2} \mathbf{E}[\sum_{v,i} \|\nabla_\theta f_v(\theta; x_v, i)\|_2^2] \quad (19)$$

$$= 2\tau^2, \quad (20)$$

so  $\tau' \leq \sqrt{2}\tau$ . Since  $(\lambda')^{-1} = \mathcal{O}(\lambda^{-1})$  and  $\tau' = \mathcal{O}(\tau)$ , we still obtain a sample complexity of  $\text{poly}(k, \pi_{\min}^{-1}, \lambda^{-1}, \tau) \cdot \frac{\log(2/\delta)}{\epsilon^2}$ . Since  $\theta_0 \in \Theta_0$  by assumption, we can recover the correct permutation of the columns of  $M_v$  (and hence also of  $G_v$ , since they are permuted in the same way), which completes the proof.

## E Learning with General Losses

In Section 4, we formed the conditional moment matrix  $G_v$ , which stored the conditional expectation  $\mathbf{E}[\phi_v(x_v, i) \mid y = j]$  for each  $j$  and  $i$ . However, there was nothing special about computing  $\phi$  (as opposed to some other moments), and for general losses can form the conditional gradient matrix  $G_v(\theta)$ , defined by

$$G_v(\theta)_{i+kr, j} = \mathbf{E} \left[ \frac{\partial}{\partial \theta_r} f_v(\theta; x_v, i) \mid y = j \right]. \quad (21)$$

Theorem 2 applies identically to the matrix  $G_v(\theta)$  at any fixed  $\theta$ . We can then compute the gradient  $\nabla_\theta R(\theta)$  using the relationship

$$\frac{\partial}{\partial \theta_r} R(\theta) = \mathbf{E} \left[ \frac{\partial}{\partial \theta_r} A(\theta; x) \right] - \sum_{j=1}^k \pi_j \sum_{v=1}^3 G_v(\theta)_{j+kr, j}. \quad (22)$$

For clarity, we also use  $M_v(\theta)$  to denote the conditional risk matrix at a value  $\theta$ . To compute the gradient  $\nabla_{\theta} R(\theta)$ , we jointly estimate  $M_v(\theta_0)$  and  $G_v(\theta)$  (note the differing arguments of  $\theta_0$  vs.  $\theta$ ). Since the seed model assumption (Assumption 2) allows us to recover the correct column permutation for  $M_v(\theta_0)$ , estimating  $G_v(\theta)$  jointly with  $M_v(\theta_0)$  ensures that we recover the correct column permutation for  $G_v(\theta)$  as well.

The final ingredient is any gradient descent procedure that is robust to errors in the gradient (so that after  $T$  steps with error  $\epsilon$  on each step, the total error is  $\mathcal{O}(\epsilon)$  and not  $\mathcal{O}(\epsilon T)$ ). Fortunately, this is the case for many gradient descent algorithms, including any algorithm that can be expressed as mirror descent (we omit the details because they are somewhat beyond our scope, but refer the reader to Lemma 21 of (Steinhardt et al., 2015) for a proof of this in the case of exponentiated gradient).

The general learning algorithm is given in Algorithm 2:

---

**Algorithm 2** General algorithm for learning via gradient descent.

---

```

1: Parameters: step size  $\eta$ 
2: Input: unlabeled samples  $x^{(1)}, \dots, x^{(m)} \sim p^*(x)$ , seed model  $\theta_0$ 
3:  $z^{(1)} \leftarrow 0 \in \mathbf{R}^d$ 
4: for  $t = 1$  to  $T$  do
5:    $\theta^{(t)} \leftarrow \arg \min_{\theta} \frac{1}{2\eta} \|\theta - \theta_0\|_2^2 - \theta^\top z$ 
6:   Compute  $(M_v^{(t)}, G_v^{(t)})$  by jointly estimating  $M_v(\theta_0), G_v(\theta)$  from  $x^{(1:m)}$ .
7:   for  $r = 1$  to  $d$  do
8:      $g_r \leftarrow \frac{1}{m} \sum_{i=1}^m \frac{\partial}{\partial \theta_r} A(\theta^{(t)}; x^{(i)}) - \sum_{j=1}^k \pi_j \sum_{v=1}^3 (G_v^{(t)})_{j+kr,j}$ 
9:      $z_r^{(t+1)} \leftarrow z_r^{(t)} - g_r$ 
10:  end for
11: end for
12: Output  $\frac{1}{T} (\theta^{(1)} + \dots + \theta^{(T)})$ .
```

---