

# Neural Networks and Continuous Time<sup>\*</sup>

Frieder Stolzenburg<sup>†</sup> and Florian Ruh<sup>‡</sup>

Harz University of Applied Sciences  
Department of Automation and Computer Sciences  
38855 Wernigerode, Germany

## Abstract

The fields of neural computation and artificial neural networks have developed much in the last decades. Most of the works in these fields focus on implementing and/or learning discrete functions or behavior. However, technical, physical, and also cognitive processes evolve continuously in time. This cannot be described directly with standard architectures of artificial neural networks such as multi-layer feed-forward perceptrons. Therefore, in this paper, we will argue that neural networks modeling continuous time are needed explicitly for this purpose, because with them the synthesis and analysis of continuous and possibly periodic processes in time are possible (e. g. for robot behavior) besides computing discrete classification functions (e. g. for logical reasoning). We will relate possible neural network architectures with (hybrid) automata models that allow to express continuous processes.

**Keywords:** neural networks; physical, technical, and cognitive processes; hybrid automata; continuous time modeling

## 1 Introduction

Cognitive science can be defined as the interdisciplinary study of mind and intelligence [26], i. e., how information is represented and transformed in the brain. Natural or artificial cognitive systems are able to make decisions, draw conclusions, and classify objects. All these just mentioned tasks can be implemented more or less adequately by complex logical circuits. Clearly, the human brain is far more than that. Human beings can learn new knowledge and behavior. They can interact socially, assigning emotions and intentions to each other. Therefore, cognitive systems interact with their environment and with other agents. In consequence, in order to solve complex cognitive tasks,

---

<sup>\*</sup>This paper is an extended version of [25].

<sup>†</sup>e-mail address: fstolzenburg@hs-harz.de

<sup>‡</sup>new address: f.ruh@etamax.de

agents cannot be understood as isolated thinking entities in this context, but as agents with some kind of body, acting in a (physical) environment. This requires also the modeling of (continuous) time. Hence, following the lines of cognitive artificial intelligence research, we will present in this paper a computer model, based on neural networks, that addresses the above-mentioned issues, such that cognitive tasks can be simulated – including behavioral and even emotional aspects (e. g. music perception).

During the last decades, the field of (artificial) *neural networks* has drawn more and more attention due to the progress in software engineering with artificial intelligence. Neural networks have been applied successfully e. g. to speech recognition, image analysis, and in order to construct software agents or autonomous robots. A basic model in the field is a multi-layer feed-forward perceptron. It can be automatically trained to solve complex classification and other tasks, e. g. by the well-known backpropagation algorithm (cf. [7, 21]). Implementing and/or learning discrete functions or behavior is in the focus of neural networks research.

Nevertheless, technical, physical, and also cognitive processes evolve continuously in time, especially if several agents are involved. In general, modeling multiagent systems means to cope with constraints that evolve according to the continuous dynamics of the environment. This is often simulated by the use of discrete time steps. In the literature, *hybrid automata* are considered for the description of such so-called hybrid systems by a mathematical model, where computational processes interact with physical processes. Their behavior consists of discrete state transitions plus continuous evolution [8]. Hybrid automata have been successfully applied especially to technical and embedded systems, e. g. for describing multi-robot behavior [2, 18, 20]. However, a feasible procedure for learning hybrid automata does not seem to be available.

In this paper, we will at first introduce application scenarios that include complex cognitive, technical, or physical processes for the synthesis and analysis of continuous and possibly periodic systems of agent behavior (Sect. 2). After that, we briefly discuss some related works on neural networks and hybrid automata wrt. their applicability to timely continuous systems (Sect. 3). Then, we present an enhanced model of neural networks with continuous time, which we call *continuous-time neural network* (CTNN) (Sect. 4), that can simulate the behavior of hybrid automata as a system that interprets periodic, continuous input and the response to that. It can also be used for periodicity detection, as needed e. g. in speech or musical cognition, which may be associated with emotions. Finally, we will end up with conclusions (Sect. 5).

The enhanced neural network model presented here provides not only an adequate remedy for modeling continuous processes which occur in realistic environments, but it comes also closer to a more adequate model of the human brain which also works time-dependent. Hence, the proposed neural network model can contribute to both engineering-oriented and cognitive artificial intelligence.

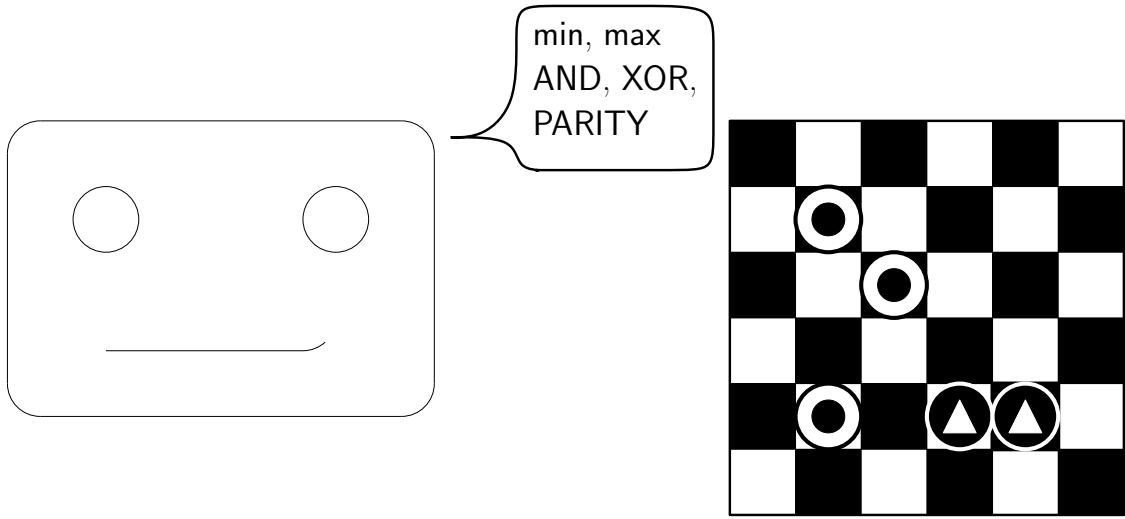


Figure 1: Agent reasoning deductively.

## 2 Scenarios of Agents in a Continuously Evolving Environment

**Scenario 1 (deductive reasoning)** *Classification tasks like e. g. image recognition or playing board games (see Fig. 1) require deductive reasoning and cognition. In this scenario, the environment is discrete (according to the classification in [21]), because there is only a limited number of distinct percepts and actions. In particular, it is not dynamic, i. e., the environment does not change over time, while the agent is deliberating.*

Ordinary artificial neural networks allow to solve classification tasks and to express logical Boolean functions for deductive reasoning directly, i. e. functions of the form  $f : X \rightarrow Y$ , where  $X = (x_1, \dots, x_n)$  represents the input values and  $Y = (y_1, \dots, y_m)$  the output values. Therefore, deductive reasoning can be adequately implemented by using them. Neural networks in general consist of an interconnected group of nodes, called *units*, which are programming constructs roughly mimicking the properties of biological neurons. Standard neural networks such as multi-layer feed-forward perceptrons have a restricted architecture. There, we have only three types of units: input, hidden, and output units, which are connected only in this order and organized in layers [7, 21]. While there are always exactly one input and one output layer, there may be zero, one, or more hidden layers. It is well-known [7] that every continuous function that maps intervals of real numbers to some output interval of real numbers can be approximated arbitrarily closely by a multi-layer perceptron with just one hidden layer, if we have sigmoidal activation functions, i. e. bounded, non-linear, and monotonously increasing functions, e. g. the logistic function or the hyperbolic tangent ( $\tanh$ ). Multi-layer networks use a variety of learning techniques, the most popular being backpropagation. In general, any declarative logical operation can be learned by such a network. However, many real cognitive or physical processes depend on time, as in the following scenario.

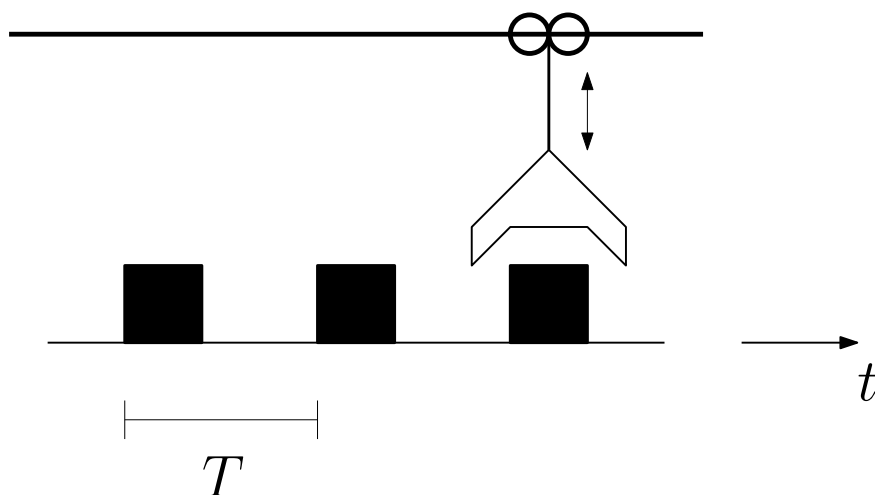


Figure 2: An example robot arm, picking boxes on a conveyor belt.

**Scenario 2 (robot at a conveyor belt)** *Let us consider a robot that has to perform a specific routine again and again, e. g. grabbing a brick from a conveyor belt (see Fig. 2). For the ease of presentation, we abstract from releasing the box, moving the arm down and grabbing the next one here. In addition, we assume, that the agent knows the duration  $T$  of each episode. For this, Fig. 3 shows the height  $h$  of the robot arm depending on the time  $t$ .*

This scenario requires the solution of several tasks. In particular, continuous behavior of the robot agent must be producible for grabbing the bricks continuously and periodically. Clearly, for synthesis and also for analysis of processes or behavior, modeling the time  $t$  explicitly is necessary, because we have to model mappings of the form  $X(t) \mapsto Y(t)$ . For Scenario 2, we assume that the robot has to move its arm up and down within a fixed time interval  $T$ . This leads to a sawtooth function, if we consider the dependency from time (see Fig. 3). Such behavior can be expressed easily by an automaton model, especially hybrid automata [8] (see Sect. 3.6). However, the procedure with hybrid automata mainly is a knowledge-based approach. Hybrid automata cannot be learned easily by examples as e. g. neural networks.

While clearly Scenario 1 can be specified directly with ordinary neural networks, Scenario 2 requires to model the time  $t$  somehow. This can be achieved by discretizing time, i. e. by considering input values at different discrete time points,  $t, t-1, \dots, t-T$  for some time horizon  $T$ . Then, we may use  $x_i(t), x_i(t-1), \dots, x_i(t-T)$  with  $1 \leq i \leq n$  as input values. But this procedure has several disadvantages: It increases the number of input units significantly, namely from only  $n$  to  $(T+1) \cdot n$ . In addition, it is not clear in this case, what granularity and past horizon of discrete time should be used.

Therefore, a presentation by (enhanced) neural networks seems to be a good idea, that makes use of the (continuous) time  $t$  as additional parameter, at least implicitly. In this context, oscillating periodic behavior must be producible, even if the input  $X$  remains static, i. e. constant. For instance,

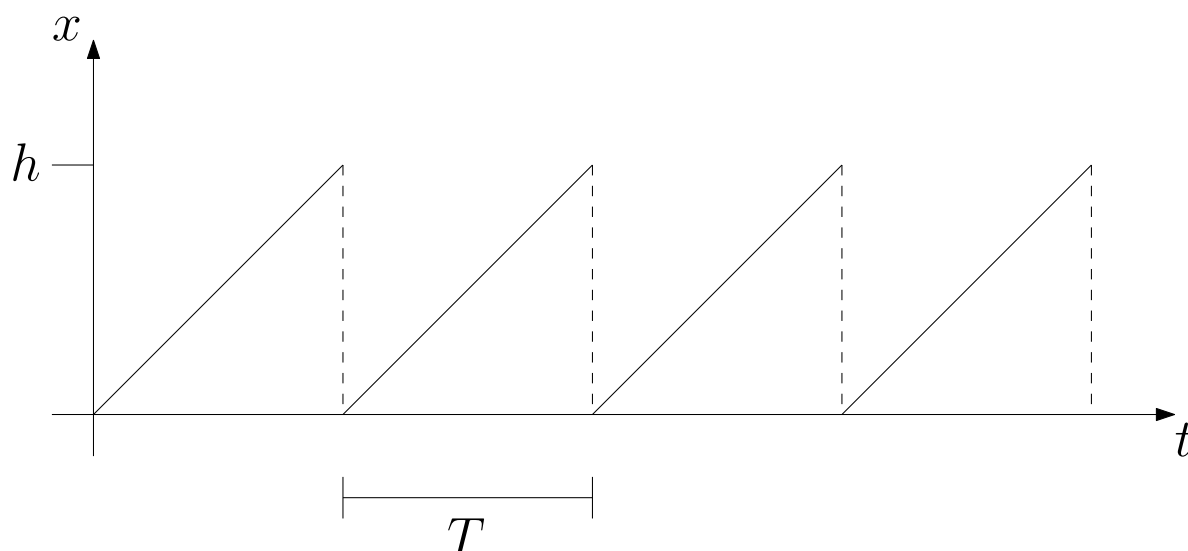


Figure 3: The sawtooth function for the height of the robot arm, assuming that it can lower the arm in zero time.

once switching on a robot, i. e. change one input unit from 0 to 1, the periodic behavior should hold on, until the input unit is switched off again (cf. [16]). Therefore, we will introduce units, that oscillate, i. e., whose input may be a fixed value, but whose output yields a sinusoid (see Sect. 4, Def. 2). By this, we can express periodic behavior in time by neural networks. Furthermore, we should be able to analyze behavior and to detect period lengths, which we formulate now:

**Scenario 3 (behavior and periodicity analysis)** *Before an agent is able to behave adequately in a dynamic environment. For the example from above (Scenario 2, Fig. 2), the robot agent must be capable of finding out the duration of an episode of the robot at the conveyor belt, i. e. the period length in time. This task also appears in speech and musical harmony recognition, as illustrated in Fig. 4.*

Since cognitive science may be defined as the study of the nature of intelligence and thus of intelligent behavior, drawing on multiple disciplines, including psychology, computer science, linguistics, and biology, we consider behavior and periodicity analysis here, because it is obviously an important aspect of intelligence. In particular, this holds for scenarios with several agents and/or agents in dynamically changing environments, because it is the basis for coordination and synchronization of (periodic) behavior of agents. For instance, finding the way through a dynamic environment with many obstacles and crossing traffic of a specific frequency, requires synchronization among agents, including periodicity analysis.

One possible key for determining overall period lengths is auto-correlation, i. e. the cross-correlation of a signal with itself. It can be mathematically defined by convolution (cf. [1], see also Sect. 3.4). However, we choose another formalization here: We simply assume that a unit of a

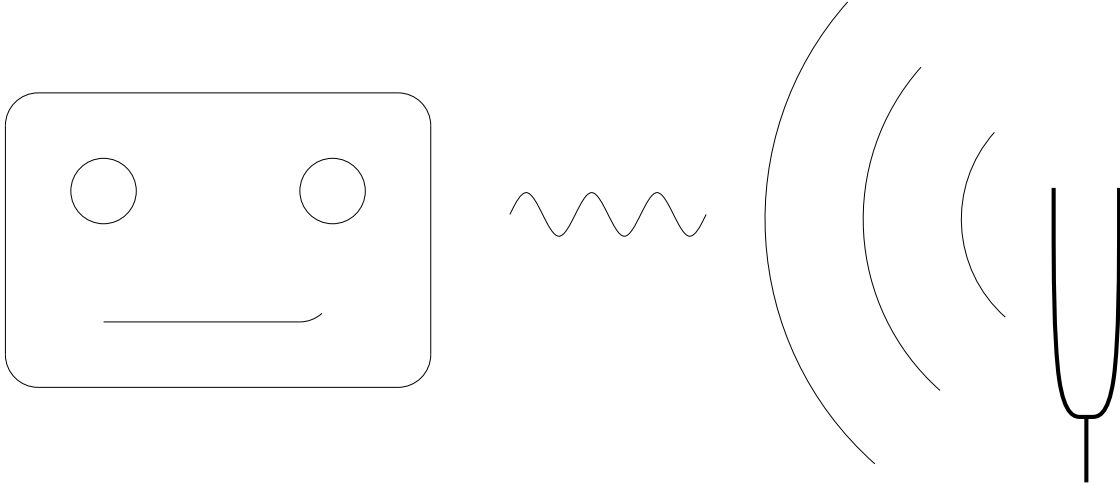


Figure 4: Agent analyzing periodic episodes in the environment.

CTNN (cf. Def. 2) can delay its incoming signals for a specific time delay  $\delta$ . Then, a comparison of the original signal with the delayed one yields the appropriate result. Eventually, biological neural networks, e. g. the hearing system in the brain, seem to be able to delay signals [12, 13]. But before we present the CTNN model in more detail (Sect. 4), let us first discuss related works that are more or less suitable for modeling the scenarios introduced here.

### 3 Neural Networks, Hybrid Automata, and Continuous Time

The underlying idea that the original model of artificial neural networks tries to capture is that the response function of a neuron is a weighted sum of its inputs, filtered through a non-linear, in most cases sigmoidal function  $h$ :

$$y = h\left(\sum_{i=1}^n w_i x_i\right)$$

$h$  is called activation function in this context. Often the logistic function, defined by  $x \mapsto 1/(1 - e^{-x})$ , is chosen. Fig. 5 shows the general scheme of a unit of a neural network with the inputs  $x_1, \dots, x_n$  and one output  $y$ . Each incoming and also the outgoing edge is annotated with a weight  $w$ .

#### 3.1 Fourier Neural Networks

An obvious paradigm to combine neural networks with periodic input are so-called *Fourier neural networks* [17, 22]. They allow a more realistic representation of the environment by considering input oscillation for implementing and/or learning discrete functions or behavior. From a neuro-physiological point of view, they appear to be closer to reality, because they model the signals ex-




Figure 5: A unit of a neural network (scheme).

function	# inputs	$a$	$b$	$c$	meaning
AND	2	$\frac{\pi}{4}$	$-\frac{\pi}{4}$	$\sqrt{2}$	logical conjunction
XOR	2	$\frac{\pi}{2}$	$-\frac{\pi}{2}$	1	exclusive or
ODD	$n$	$\frac{\pi}{2}$	$(n-1)\frac{\pi}{2}$	1	odd parity

Figure 6: Implementing logical functions for one Fourier neural network unit with activation function  $c \sin(ax + b)$ . The Boolean values *true* and *false* are represented by  $+1$  and  $-1$ , respectively.

changed between neurons as oscillations, making the model to better agree with discoveries made in neurobiology. In [22], the output function of a neuron is defined as  $f(X) = \int_D c(X) \varphi(X, Y) dY$ , where  $\varphi(X, Y)$  is some characteristics of the input  $X$ , weighted by the coefficients  $c(X)$ , i. e., we get a weighted integral (replacing the sum from above) of the inputs and their characteristics. However for the computation, a discretized model given by the equation  $f^d(x_1, \dots, x_n) = h\left(\sum_i c_i \prod_{j=1}^n \cos(\omega_{ij} x_j + \varphi_{ij})\right)$  is used with the sigmoidal logistic function  $h$  from above in order to obtain output values in the interval  $[0; 1]$ .

In [17], Fourier neural networks with sinusoidal activation function  $h(x) = c \sin(ax + b)$  are considered. Additional non-linear (sigmoidal) activation functions are not needed to express arbitrary functions in this case. In fact, the sine function has the characteristics of a sigmoidal function in the interval  $[-\pi; \pi]$ . All logical operators with two inputs (Scenario 1) can be implemented in this framework (see Fig. 6) by only *one* single unit with sinusoidal activation function in contrast to the standard neural networks with other, monotonously increasing activation functions. Even the odd parity function, that returns 1 iff an odd number of inputs is 1, can be realized by only one such unit, which is impossible for units with plain sigmoidal activation functions. However, learning these neural networks is a difficult task, because sinusoidal activation functions are non-monotonous. In addition, continuous time is not modeled explicitly in this approach.

## 3.2 Continuous Neural Networks

[14] introduces neural networks with an uncountable number of hidden units. While such a network has the same number of parameters as an ordinary neural network, its internal structure suggests that it can represent some smooth functions more compactly. [14] presents another approach for neural networks with an uncountable number of units, where the weighted summation of input values is replaced by integration. Because of this, they are called continuous neural networks.

However, continuous time and hence temporal processing is not modeled explicitly there, which is the primary goal of this paper.

In [15], specific neural networks are used in a non-linear system identification algorithm for a class of non-linear systems. The algorithm consists of two stages, namely preprocessing the system input and output and neural network parameter estimation. However, first and foremost, it is only applicable to the analysis of control systems with a special structure.

### 3.3 Time-Delay Neural Networks

A *time-delay neural network* (TDNN) is a feed-forward multi-layer network that contains two-dimensional layers (e. g. spectrograms) which are sparsely connected to each other and whose dimensions are defined by time and the number of features [11]. Here, each neuron is connected to a certain amount of consecutive time frames in the lower layer. Shifted by one time unit, this receptive field is then used to calculate the next time frame, keeping the same set of weights. Therefore, a TDNN significantly reduces the amount of weights needed to be stored and therefore minimizes the memory requirements of such processes as speech recognition. However, a TDNN utilizes discrete time steps rather than continuous time periods.

### 3.4 Finite Impulse Response Perceptrons

Temporal processing in neural networks means to deal with dynamic effects and to introduce time delays in the network structure [7]. Therefore, in the *finite-duration impulse response (FIR) model*, temporal processing is realized by a linear, time-invariant filter for the synapse  $i$  of a neuron  $j$ . Its impulse response  $h_{ji}(t)$  depends on a unit impulse at time  $t = 0$ . Typically, each synapse in the FIR model is causal and has a finite memory, i. e.,  $h_{ji}(t) = 0$  for  $t < 0$  or  $t > \tau$ , with the memory span  $\tau$  for all synapses. The response of a synapse can be defined as the convolution (auto-correlation) of its impulse response with the input  $x_i(t)$ . Thus, we can express the output as  $h_{ij}(t) * x_i(t) = \int_{-\infty}^t h_{ji}(u)x_i(t-u)du$ . The network activation potential over all  $p$  synapses, with threshold  $\theta_j$ , is given by  $v_j(t) = (\sum_{i=1}^p \int_0^\tau h_{ji}(u)x_i(t-u)du) - \theta_j$ , where the overall output is the sigmoidal non-linear logistic activation function applied to  $v_j(t)$ . With this, an artificial neuron can represent temporal behavior. The FIR multi-layer perceptron, with its hidden and output neurons based on this FIR model, has been applied for adaptive control, dynamic system identification, and noise cancellation. Once trained, all synaptic weights are fixed. Then, the network can operate in real time.

For computational reasons, FIR models approximate the continuous time with discrete time steps. Hence, they are not as accurate as the CTNNs that we will introduce in Section 4. Moreover and unlike a FIR model, a CTNN may but does not have to be a recurrent network.

Instead of the FIR model, where time is simulated by additional copies of a neuron for different times (cf. Sect. 2, Scenario 2), *real-time recurrent networks* (cf. [7]) are designed by using a common neural model, where the temporal processing is realized by the feedback of the network.



### 3.5 Spiking Neural Networks

A popular approach to simulating the electrophysical stimuli in the human brain are *spiking neural networks* [3]. They build formal threshold models of neuronal firing. Spikes are created when the membrane potential crosses some threshold  $\theta$ . A well-known spiking neural network is the *integrate-and-fire model*, built up upon differential equations. Here, an isolated neuron is stimulated by an external current. Then, the membrane potential  $u(t)$  reaches  $\theta$  periodically and is reset immediately afterwards. As an alternative model, the *spike response model* (SRM) expresses the output membrane as an integration over the spikes from the past.

Generally, if several neuron models are connected and combined to a network, the presynaptic spikes generate a postsynaptic current pulse, where the firing time to the first spike depends on the number of presynaptic spikes and its amplitude depends on the membrane potential. The smaller it is, the higher the amplitude of the input current.

### 3.6 Hybrid Automata

Another model that allows to model discrete and dynamic changes of its environment and hence continuous time are *hybrid automata*, a combination of Moore and Mealy automata [8]. A hybrid automaton is a mathematical model for describing systems, where computational processes interact with physical processes. In contrast to simple finite state automata, well-known in computer science (see e. g. [4, 19]), their behavior is stated not only by discrete state transitions, but also by continuous evolution. Hybrid automata consist of a finite set of states and transitions between them. Thus, continuous flows within states and discrete steps at the transitions are possible. If the state invariants do not hold any longer, a discrete state change takes place, where a jump condition indicates which transition shall be used. Then, a discrete step can be done, before the next state is reached. States are annotated with invariants and flow conditions, which may be differential equations. There, the continuous flow is applied to the variables within the state invariants. Thus, the behavior of the robot in Scenario 2 can be described as shown in Fig. 7. Hybrid automata, however, are not well-suited for mapping continuous input with periodic behavior. In addition, (hybrid) automata cannot be learned easily by examples as e. g. neural networks.

### 3.7 Central Pattern Generators

For Scenario 2, oscillating, periodic patterns must be generable. This can be achieved, if a single unit is able to oscillate spontaneously, as we will assume here (cf. Def. 2 below). Alternatively, recurrently connected units can trigger each other, inducing periodic patterns. Such a system is called *central pattern generator* (CPG). They can be defined as neural networks that can endogenously (i.e. without rhythmic sensory or central input) produce rhythmic patterned outputs [9] or as neural circuits that generate periodic motor commands for rhythmic movements such as locomotion [10]. CPGs have been shown to produce rhythmic outputs resembling normal rhythmic motor pattern production even in isolation from motor and sensory feedback from limbs and other muscle targets.

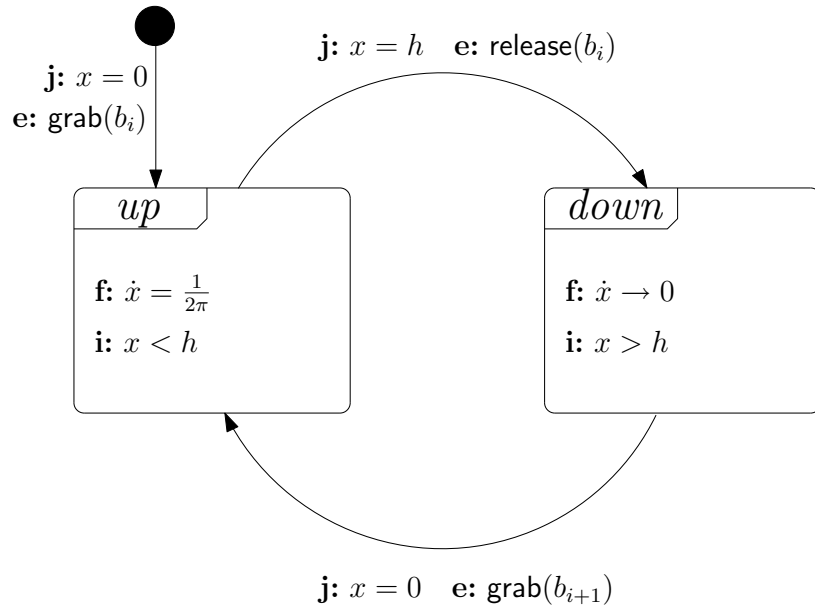


Figure 7: Hybrid automaton for the robot arm (Scenario 2). Here, events are marked by  $\mathbf{e}$ , flow conditions by  $\mathbf{f}$ , invariants by  $\mathbf{i}$ , and jump conditions by  $\mathbf{j}$ .

To be classified as a rhythmic generator, a CPG requires two or more processes that interact such that each process sequentially increases and decreases, and that, as a result of this interaction, the system repeatedly returns to its starting condition.

The implementation of CPGs requires complex recurrent networks, which are difficult wrt. specification and learning. Therefore, we will restrict attention to feed-forward networks with oscillation units, which we will describe now.

## 4 Continuous-Time Neural Networks

We will now define *continuous-time neural networks* (CTNN). With them, we are capable of modeling the three general scenarios, introduced in Sect. 2. Even periodic behavior can be implemented easily by simple non-recurrent networks, namely by means of so-called oscillating (sub-)units. At first glance, CTNNs are very similar to standard neural networks, because they also consist of an interconnected group of units. In fact, a CTNN degenerates to an ordinary neural network, if the extended functionality is not used. We distinguish several types of units (see Def. 1 and 2).

**Definition 1 (input and output units, on-neurons)** *In a CTNN, there may be one or more input and output units. Input units do not have any incoming edges, while output units do not have any outgoing edges. In the following, we restrict our attention to networks with only one output unit. The values of the input units  $x_1(t), \dots, x_n(t)$  and of the output unit  $y(t)$  depend on the time  $t$ . There may also be so-called on-neurons, i. e. units without incoming edges, yielding a constant output*

$c$ , independent from the actual time  $t$ . As in ordinary neural networks, they are useful for defining thresholds for different activation levels.

In our model, as in standard neural networks, we assume that the input value of a unit  $j$  is a weighted sum of the incoming values, and we have a non-linear activation function. But in addition, we have two further optional components in each unit (for integration over time and for enabling oscillation) that may be switched on or off. Furthermore, inputs may be delayed or not. This is summarized in the following definition, leading to a unit with up to four stages, called *sub-units* in the sequel:

**Definition 2 (continuous neural network unit)** *In general, a CTNN unit computes its output value  $y(t)$  from its input values  $x_1(t), \dots, x_n(t)$ , which may be the overall input values of the network or the output values of immediate predecessor units, in four steps. Each step yields the value  $y_k(t)$  with  $1 \leq k \leq 4$ , where  $f(t) = y_4(t)$ . For  $k \geq 2$ , the respective sub-unit may be switched off, i. e.,  $y_k(t) = y_{k-1}(t)$  in this case. The four sub-units are:*

1. **summation:** *The input value of the unit is the sum of the incoming values  $x_i(t)$  with  $1 \leq i \leq n$ , each weighted with a factor  $w_i$  and possibly delayed by a time amount  $\delta_i$ , which is 0 by default:*

$$y_1(t) = \sum_{i=1}^n w_i \cdot x_i(t - \delta_i)$$

2. **integration:** *In certain cases, the integrated activity, i. e. the average signal power, is useful. Therefore, we introduce an optional integration process, which is switched off by default.*

$$y_2(t) = \sqrt{\frac{1}{\tau} \int_{t-\tau}^t y_1(u)^2 du}$$

*Note that, for  $\tau \rightarrow 0$ , we have  $y_2(t) = |y_1(t)|$ , i. e., the unit is switched off for positive values. If it is switched on, we take  $\tau \rightarrow \infty$  by default. Alternatively, the statistical variance of  $y_1(t)$  could be used here.*

3. **activation:** *In order to be able to express general, non-linear functions, we need a non-linear activation function (cf. [7]). Instead of the often used logistic function (cf. Sect. 3), we use the hyperbolic tangent here, because  $\tanh(x) \approx x$  for small  $x$  and the range of the hyperbolic tangent is  $[-1; +1]$ , which corresponds well to the range of sinusoidal periodic functions. We define:*

$$y_3(t) = \frac{\tanh(\alpha \cdot y_2(t))}{\alpha}$$

*We make use of a factor  $\alpha$  that retains these properties here. By default,  $\alpha = 1$ . For  $\alpha \rightarrow 0$ , the sub-unit is switched off.*

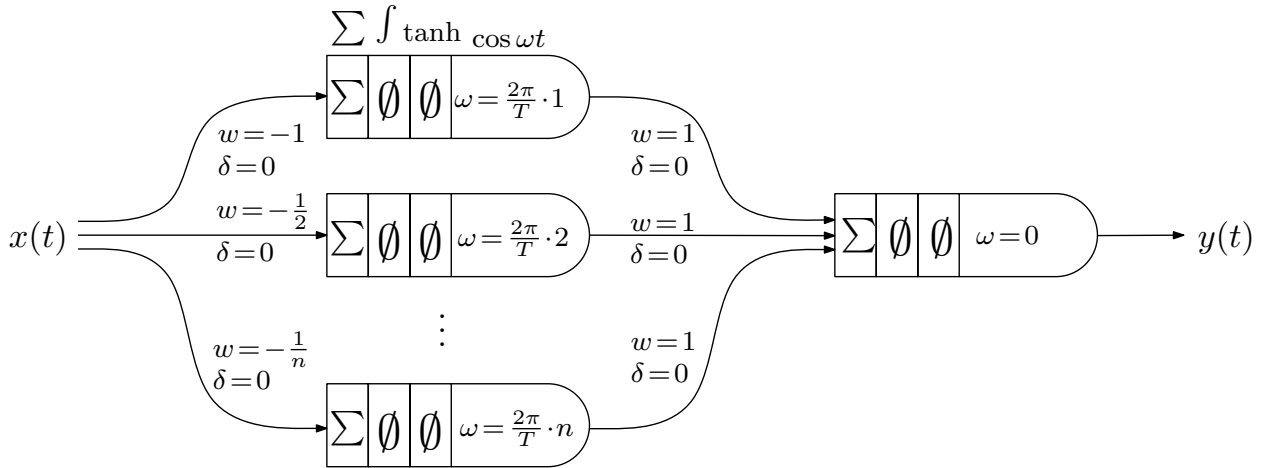


Figure 8: Network with several oscillating units for Scenario 2. Sub-units, that are switched off, are marked with  $\emptyset$ .

4. **oscillation:** *The unit can start to oscillate with a fixed (angular) frequency  $\omega$ :*

$$y_4(t) = y_3(t) \cdot \cos(\omega t)$$

*This corresponds to amplitude modulation of the input signal. In principle, other types of modulation, e. g. frequency or phase modulation, would be possible (not considered here). For  $\omega = 0$ , this sub-unit is switched off.*

With this type of units, all scenarios, introduced in Sect. 2, can be implemented. If the integration and the oscillation sub-unit is switched off, the functionality of the unit is identical with that of standard neural network units (cf. Sect. 3 and [7, 21]). Hence, all logical Boolean functions (Scenario 1) can be expressed easily, of course, in contrast to Fourier neural networks, generally with hidden units. Everything that can be expressed by an ordinary neural network can be expressed by a CTNN, because the former one is a special case of a CTNN.

Scenario 2 can be implemented with several oscillating units, i. e.  $\omega_k \neq 0$ , because it is known from the study of Fourier series, that arbitrary periodic functions can be written as the sum of simple waves represented by sines and cosines. For the sawtooth-like graph (Fig. 3), we have  $f(x) = \frac{h}{2} - \frac{h}{\pi} \sum_{k=1}^{\infty} \frac{1}{k} \cdot \sin(\frac{2\pi}{T} kx)$ . The latter sum may be approximated by the first  $n$  summands, which can be expressed by  $n$  oscillating CTNN units (see Fig. 8).

In Scenario 3, we have to find out the period length  $T$  of a task automatically from a complex signal, e. g. the duration of an episode of the robot at the conveyor belt (Scenario 2, Fig. 2). For this, consider the function  $x(t) = \cos(\omega_1 t) + \cos(\omega_2 t)$ , whose overall period length depends on the ratio  $\omega_2/\omega_1$ . Let  $\omega_1 = 2\pi$  and  $\omega_2 = \sqrt{2}\omega_1$ . The corresponding graph for  $x(t)$  is shown in Fig. 9. In order to determine the overall period length, we must be able to find out the so-called missing fundamental frequency, i. e., we have to find a time duration  $T$  such that  $x(t) - x(t - T)$  becomes

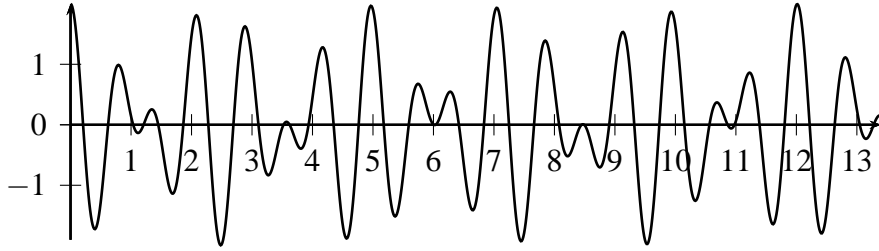


Figure 9: Complex periodic signal  $x(t) = \cos(\omega_1 t) + \cos(\omega_2 t)$  with  $\omega_2/\omega_1 = \sqrt{2}$ .

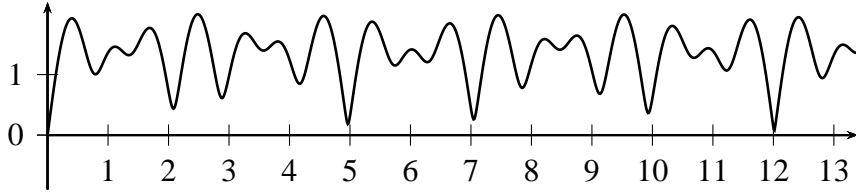


Figure 10: Periodicity analysis for complex signal  $x(t)$ . The graph shows the output of the comb-filtered signal in dependency from the delay in time  $T$ , checking the period length of the overall signal, with main minima at  $T = 5$  and  $T = 12$ . It is constant wrt. the current time  $t$ .

zero. Applying the least squares method, this could be turned in finding the minima (almost zeros) of  $1/T \int_0^T (x(u) - x(u - T))^2 du$ . Therefore, we overlap the original signal ( $\delta = 0$ ,  $w = 1$ ) with a phase-shifted and inverted copy of itself ( $\delta = T$ ,  $w = -1$ ), which yields an effect of *comb filtering* (cf. [6, 13]).

Fig. 10 shows the graph for the square root of the latter integral in dependency from  $T$ , which can be achieved by switching on the integral sub-unit. It has minima near 5 and 12 (and also near 7 and 10) which alternatively can be derived by employing the so-called Stern-Brocot approximating the ratio  $\omega_2/\omega_1$  [5, 23, 24]. Thus, the corresponding CTNN unit yields approximately constant output wrt.  $t$ , namely the values shown in the graph in Fig. 10, where small values near 0 indicate periodicity. This procedure allows us to express analysis of periodic behavior as desired. From a technical point of view, the integration unit leads to *phase locking*, i. e., more or less chaotic actions of individuals shift to the ordered actions of the whole system, which is also required to detect (periodic) patterns.

## 4.1 Training Continuous-Time Neural Networks

CTNNs are very expressive. The price for this, of course, is that training these networks is a complex, yet feasible task. We will only sketch a learning procedure here. We assume that the network has  $n$  input units and only one output unit. For the learning process, sample input and output values must be known, i. e.  $x_i(t)$  and  $y(t)$  for  $1 \leq i \leq n$  and for sufficiently many time points  $t$ . For each unit  $i$  with output  $a_i(t)$  and for each link between the units  $i$  and  $j$ , in principle, the parameters  $\tau_i$ ,  $\alpha_i$ ,  $\omega_i$ , as well as  $w_{i,j}$  and  $\delta_{i,j}$  have to be determined. For simple multi-layer

feed-forward networks, only the link weights  $w_{i,j}$  are learned by the well-known backpropagation algorithm. It is a kind of gradient descent search in the error space, i. e., the sum of squared errors is minimized. This procedure can be enhanced and adapted to CTNNs. The error can be defined by

$$E = \frac{1}{2} \sum_{k,l} (\hat{y}_l(t_k) - y_l(t_k))^2$$

where  $\hat{y}_l(t_k)$  denotes the intended target value of output unit  $l$  at time  $t_k$ . The values of all output and hidden units  $i$  can be computed recursively by the formula  $a_j = f_j(t)$  (cf. Def. 2). The first derivatives wrt. all parameters mentioned above yield the gradient for the search. A parameter  $z$  can then be corrected by the term  $-\eta \cdot E'(z) \cdot a_j(t_k)$ , where  $\eta > 0$  is the learning rate and  $E'(z)$  is the first derivative of  $E$  wrt.  $z$ . Here output and hidden units have to be distinguished (cf. [7]). The implementation of this procedure is subject of future work.

In this context, the time-dependent parameters  $\delta$  and  $\tau$  require a special procedure: First, an output value  $y(t)$  may depend on an input value in the past, if some  $\delta$  values are non-zero. Then, the corresponding input value  $x_i(t^*)$  with  $t^* < t$  has to be interpolated, if the precise value is not given. Second, if a  $\delta$  value shall be learned, then the first derivative of the respective input value  $x_i(t - \delta)$  wrt.  $\delta$  has to be estimated, too. Finally, if some value of  $\tau$  is not fixed to zero, then also integrals have to be approximated.

## 5 Conclusions

In this paper, we presented work on neural networks with continuous time. These networks can support the modeling of behavior synthesis and analysis in robotics and for cognitive systems. For arbitrary continuous, periodic input, the robot or the agent in general has to react continuously and within a certain time interval. Hence, complex, physical and/or cognitive processes can be modeled adequately by a CTNN. A CTNN without recurrence and constant values for the angular frequencies  $\omega_k$  in the oscillation sub-units and switched-off integration sub-units correspond to standard neural network units in principle. Thus, the classical backpropagation method can be adapted for learning a CTNN from examples, where a set of input and output values must be given for different time points  $t$  (see also above).

## References

- [1] Martin Ebeling. Neuronal periodicity detection as a basis for the perception of consonance: A mathematical model of tonal fusion. *Journal of the Acoustical Society of America*, 124(4):2320–2329, 2008.
- [2] Ulrich Furbach, Jan Murray, Falk Schmidberger, and Frieder Stolzenburg. Hybrid multi-agent systems with timed synchronization – specification and model checking. In Mehdi

- Dastani, Amal El Fallah Seghrouchni, Alessandro Ricci, and Michael Winikoff, editors, *Post-Proceedings of 5th International Workshop on Programming Multi-Agent Systems at 6th International Joint Conference on Autonomous Agents and Multi-Agent Systems*, LNAI 4908, pages 205–220, Honolulu, 2008. Springer.
- [3] W. Gerstner and W. K. Kistler. *Spiking Neuron Models*. Cambridge University Press, 2002.
  - [4] Arthur Gill. *Introduction to the Theory of Finite-State Machines*. McGraw-Hill, New York, 1962.
  - [5] Ronald L. Graham, Donald E. Knuth, and Oren Patashnik. *Concrete Mathematics*. Addison-Wesley, Reading, MA, 2nd edition, 1994.
  - [6] William M. Hartmann. *Signals, Sound, and Sensation*. American Institute of Physics, Woodbury, NY, 1997.
  - [7] Simon Haykin. *Neural Networks: A Comprehensive Foundation*. Macmillan College Publishing, New York, 2nd edition, 1994.
  - [8] Thomas Henzinger. The theory of hybrid automata. In *Proceedings of the 11th Annual Symposium on Logic in Computer Science*, pages 278–292, New Brunswick, NJ, 1996. IEEE Computer Society Press.
  - [9] Scott L. Hooper. Central pattern generators. *Embryonic Encyclopedia of Life Sciences*, 1999.
  - [10] Arthur D. Kuo. The relative roles of feedforward and feedback in the control of rhythmic movements. *Motor Control*, 6:129–145, 2002.
  - [11] Kevin J. Lang, Alex Waibel, and Geoffrey E. Hinton. A time-delay neural network architecture for isolated word recognition. *Neural Networks*, 3(1):23–43, 1990.
  - [12] Gerald Langner. Temporal processing of pitch in the auditory system. *Journal of New Music Research*, 26(2):116–132, 1997.
  - [13] Gerald Langner. Temporal processing of periodic signals in the auditory system: Neuronal representation of pitch, timbre, and harmonicity. *Zeitschrift für Audiologie*, 46(1):8–21, 2007.
  - [14] Nicolas Le Roux and Yoshua Bengio. Continuous neural networks. In *Proceedings of 11th International Conference on Artificial Intelligence and Statistics*, San Juan, Puerto Rico, 2007.
  - [15] Yong Liu and J. Jim Zhu. Continuous-time nonlinear system identification using neural network. In *Proceedings of American Control Conference*, pages 613–618, Seattle, USA, 2008.

- [16] Norbert Michael Mayer, Joschka Boedecker, Kazuhiro Masui, Masaki Ogino, and Minoru Asada. HMDP: A new protocol for motion pattern generation towards behavior abstraction. In Ubbo Visser, Fernando Ribeiro, Takeshi Ohashi, and Frank Dellaert, editors, *RoboCup 2007: Robot Soccer World Cup XI*, LNAI 5001, pages 184–195, Atlanta, GA, 2008. Springer, Berlin, Heidelberg, New York.
- [17] Luis Mingo, Levon Aslanyan, Juan Castellanos, Miguel Díaz, and Vladimir Riazanov. Fourier neural networks: An approach with sinusoidal activation functions. *Information Theories and Applications*, 11:52–55, 2004.
- [18] Ammar Mohammed, Ulrich Furbach, and Frieder Stolzenburg. Multi-robot systems: Modeling, specification, and model checking. In Vladan Papic, editor, *Robot Soccer*, chapter 11, pages 241–266. IN-TECH, 2010.
- [19] Object Management Group, Inc. *UML Version 2.1.2 (Infrastructure and Superstructure)*, November 2007.
- [20] Florian Ruh and Frieder Stolzenburg. Translating cooperative strategies for robot behavior. In Grzegorz J. Nalepa and Joachim Baumeister, editors, *Proceedings of 4th Workshop on Knowledge Engineering and Software Engineering at 31st German Conference on Artificial Intelligence*, CEUR Workshop Proceedings 425, pages 85–96, Kaiserslautern, 2008.
- [21] Stuart Russell and Peter Norvig. *Artificial Intelligence – A Modern Approach*. Prentice Hall, Englewood Cliffs, NJ, 3 edition, 2010.
- [22] Adrian Silvescu. Fourier neural networks. In *Proceedings of International Joint Conference on Neural Networks (IJCNN 1999)*, pages 488–491, Washington D. C., 1999.
- [23] Frieder Stolzenburg. A periodicity-based theory for harmony perception and scales. In Keiji Hirata, George Tzanetakis, and Kazuyoshi Yoshii, editors, *Proceedings of 10th International Society for Music Information Retrieval Conference*, pages 87–92, Kobe, Japan, 2009.
- [24] Frieder Stolzenburg. Harmony perception by periodicity detection. *Journal of Mathematics and Music: Mathematical and Computational Approaches to Music Theory, Analysis, Composition and Performance*, 9(3):215–238, 2015.
- [25] Frieder Stolzenburg and Florian Ruh. Neural networks and continuous time. In Ute Schmid, Marco Ragni, and Markus Knauff, editors, *Proceedings of KI 2009 Workshop Complex Cognition*, Bamberger Beiträge zur Wirtschaftsinformatik und Angewandten Informatik 82, pages 25–36, Paderborn, 2009. Universität Bamberg.
- [26] Paul Thagard. Cognitive science. In Edward N. Zalta, editor, *The Stanford Encyclopedia of Philosophy*. Fall edition, 2008.