

# Drawing Planar Graphs with Many Collinear Vertices <sup>\*</sup>

Giordano Da Lozzo<sup>†</sup>, Vida Dujmović<sup>◊</sup>, Fabrizio Frati<sup>†</sup>,  
Tamara Mchedlidze<sup>◊</sup>, Vincenzo Roselli<sup>†</sup>

<sup>†</sup>University Roma Tre, Italy – {dalozzo,frati,roselli}@dia.uniroma3.it

<sup>◊</sup>University of Ottawa, Canada – vida.dujmovic@uottawa.ca

<sup>◊</sup>Karlsruhe Institute of Technology, Germany – mched@iti.uka.de

**Abstract.** Given a planar graph  $G$ , what is the maximum number of collinear vertices in a planar straight-line drawing of  $G$ ? This problem resides at the core of several graph drawing problems, including universal point subsets, untangling, and column planarity. The following results are known: Every  $n$ -vertex planar graph has a planar straight-line drawing with  $\Omega(\sqrt{n})$  collinear vertices; for every  $n$ , there is an  $n$ -vertex planar graph whose every planar straight-line drawing has  $O(n^{0.986})$  collinear vertices; every  $n$ -vertex planar graph of treewidth at most two has a planar straight-line drawing with  $\Theta(n)$  collinear vertices. We extend the linear bound to planar graphs of treewidth at most three and to triconnected cubic planar graphs, partially answering two problems posed by Ravsky and Verbitsky. Similar results are not possible for all bounded treewidth or bounded degree planar graphs. For planar graphs of treewidth at most three, our results also imply asymptotically tight bounds for all of the other above mentioned graph drawing problems.

## 1 Introduction

A set  $S$  of vertices in a planar graph  $G$  is *collinear* if  $G$  has a planar straight-line drawing where all the vertices in  $S$  are collinear. Ravsky and Verbitsky [19] considered the problem of determining the maximum cardinality of collinear sets in planar graphs. A collinear set  $S$  is *free* if a total order  $<_S$  of  $S$  exists such that, for any  $|S|$  points on a straight line  $\ell$ ,  $G$  has a planar straight-line drawing where the vertices in  $S$  are mapped to the  $|S|$  points and their order on  $\ell$  matches  $<_S$ . Free collinear sets were first used (but not named) by Bose *et al.* [3] and then formally introduced by Ravsky and Verbitsky [19]. Collinear and free collinear sets relate to several graph drawings problems, as will be discussed later.

By exploiting the results in [3], Dujmović [8] showed that every  $n$ -vertex planar graph has a free collinear set with size  $\sqrt{n/2}$ . Ravsky and Verbitsky [19] negatively answered the question whether this bound can be improved to linear. Namely, they noted that if a planar triangulation has a collinear set  $S$ , then its dual has a cycle of length  $\Omega(|S|)$ . Since there are  $m$ -vertex triconnected cubic

---

<sup>\*</sup> Research partially supported by MIUR Project “AMANDA” under PRIN 2012C4E3KT, by NSERC, and by Ontario Ministry of Research and Innovation.

planar graphs whose longest cycle has length  $O(m^\sigma)$  [13], then there are  $n$ -vertex planar graphs in which every collinear set has size  $O(n^\sigma)$ . Here  $\sigma$  is a graph-theoretic constant called *shortness exponent*; it is known that  $\sigma < 0.986$ .

Which classes of planar graphs have (free) collinear sets with linear size? Goac *et al.* [11] proved (implicitly) that  $n$ -vertex outerplanar graphs have free collinear sets with size  $(n + 1)/2$ . Ravsky and Verbitsky [19] proved that  $n$ -vertex planar graphs of treewidth at most two have free collinear sets with size  $n/30$ ; they also asked for other classes of graphs with (free) collinear sets with linear size, calling special attention to planar graphs of bounded treewidth and to planar graphs of bounded degree. In this paper we prove the following results.

**Theorem 1.** *Every  $n$ -vertex planar graph of treewidth at most three has a free collinear set with size at least  $\lceil \frac{n-3}{8} \rceil$ .*

**Theorem 2.** *Every  $n$ -vertex triconnected cubic planar graph has a collinear set with size at least  $\lceil \frac{n}{4} \rceil$ .*

**Theorem 3.** *Every planar graph of treewidth  $k$  has a collinear set with size  $\Omega(k^2)$ .*

Theorem 1 generalizes the result on planar graphs of treewidth 2 [19]. Ravsky and Verbitsky [20, Cor. 3.5] constructed  $n$ -vertex planar graphs of treewidth 8 whose largest collinear set has size  $o(n)$ ; by using the dual of Tutte's graph rather than the dual of the Barnette-Bosák-Lederberg's graph in that construction, it is readily seen that the sub-linear bound holds true for planar graphs of treewidth at most 5. Thus, the question whether planar graphs of treewidth  $k$  admit (free) collinear sets with linear size remains open only for  $k = 4$ . Theorem 2 provides the first linear lower bound on the size of collinear sets for a wide class of bounded-degree planar graphs. The result cannot be extended to planar graphs of degree at most 7, since there are  $n$ -vertex planar triangulations of maximum degree 7 whose dual graph has a longest cycle of length  $o(n)$  [16]. Finally, Theorem 3 improves the  $\Omega(\sqrt{n})$  bound on the size of collinear sets in general planar graphs for all planar graphs with treewidth  $\omega(\sqrt[4]{n})$ . We now discuss implications of Theorems 1–3 for other graph drawing problems.

A *column planar set* in a graph  $G$  is a set  $Q \subseteq V(G)$  satisfying the following property: there is a function  $\gamma : Q \rightarrow \mathbb{R}$  such that, for any function  $\lambda : Q \rightarrow \mathbb{R}$ , there is a planar straight-line drawing of  $G$  where each vertex  $v \in Q$  lies at point  $(\gamma(v), \lambda(v))$ . Column planar sets were defined by Evans *et al.* [10] motivated by applications to partial simultaneous geometric embeddings. They proved that  $n$ -vertex trees have column planar sets of size  $14n/17$ . The bounds in Theorems 1–3 carry over to the size of column planar sets for the corresponding graph classes.

A *universal point subset* for the family  $\mathcal{G}_n$  of  $n$ -vertex planar graphs is a set  $P$  of points in the plane such that, for every  $G \in \mathcal{G}_n$ , there is a planar straight-line drawing of  $G$  in which  $|P|$  vertices lie at the points in  $P$ . Universal point subsets were introduced by Angelini *et al.* [1]. Every  $n$  points in general position form a universal point subset for the  $n$ -vertex outerplanar graphs [12,2,5] and every  $\sqrt{n/2}$  points in the plane form a universal point subset for  $\mathcal{G}_n$  [8]. By Theorem 1, we obtain that every  $\lceil \frac{n-3}{8} \rceil$  points in the plane form a universal point subset for the  $n$ -vertex planar graphs of treewidth at most three.

Given a straight-line drawing of a planar graph, possibly with crossings, to *untangle* it means to assign new locations to some vertices so that the resulting straight-line drawing is planar. The goal is to do so while keeping as many vertices as possible fixed [17,4,7,3,11,14,19]. General  $n$ -vertex planar graphs can be untangled while keeping  $\Omega(n^{0.25})$  vertices fixed [3]; this bound cannot be improved above  $O(n^{0.4948})$  [4]. Asymptotically tight bounds are known for paths [7], trees [11], outerplanar graphs [11], and planar graphs of treewidth 2 [19]. By Theorem 1, we obtain that every  $n$ -vertex planar graph of treewidth at most 3 can be untangled while keeping  $\Omega(\sqrt{n})$  vertices fixed. This bound is the best possible [3] and generalizes most of the mentioned previous results [11,19].

Full proofs can be found in the Appendix.

## 2 Preliminaries

A  $k$ -tree is either  $K_{k+1}$  or can be obtained from a smaller  $k$ -tree  $G$  by the insertion of a vertex adjacent to all the vertices in a  $k$ -clique of  $G$ . The *treewidth* of a graph  $G$  is the minimum  $k$  such that  $G$  is a subgraph of a  $k$ -tree.

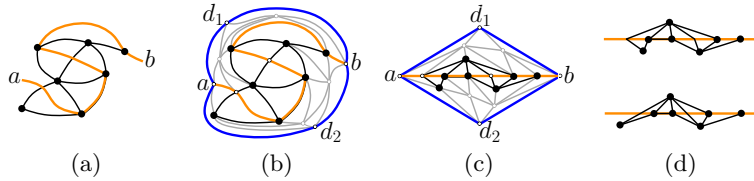
A connected *plane graph*  $G$  is a connected planar graph with a *plane embedding* – an equivalence class of planar drawings of  $G$ , where two drawings are *equivalent* if each vertex has the same clockwise order of its incident edges and the outer faces are delimited by the same walk. We think about any plane graph  $G$  as drawn according to its plane embedding; also, when we talk about a planar drawing of  $G$ , we mean that it respects its plane embedding. The *interior* of  $G$  is the closure of the union of its internal faces. A subgraph  $H$  of  $G$  has the plane embedding obtained from the one of  $G$  by deleting vertices and edges not in  $H$ .

We denote the degree of a vertex  $v$  in a graph  $G$  by  $\delta_G(v)$ . A graph is *cubic* (*subcubic*) if every vertex has degree 3 (resp. at most 3). If  $U \subseteq V(G)$ , we denote by  $G - U$  the graph  $(V(G) - U, \{(u, v) \in E(G) \mid u, v \notin U\})$ ; the subgraph of  $G$  *induced* by  $U$  is  $(U, \{(u, v) \in E(G) \mid u, v \in U\})$ . If  $H$  is a subgraph of  $G$  and  $v \in V(G) - V(H)$ , we let  $H \cup \{v\}$  be the graph  $(V(H) \cup \{v\}, E(H))$ . An  $H$ -*bridge*  $B$  is either *trivial* – it is an edge of  $G$  not in  $H$  with both end-vertices in  $H$  – or *non-trivial* – it is a connected component of  $G - V(H)$  together with the edges from that component to  $H$ . The vertices in  $V(H) \cap V(B)$  are called *attachments*.

Let  $G$  be a connected graph. If  $G$  has no *cut-vertex* – a vertex whose removal disconnects  $G$  – and it is not an edge, then it is *biconnected*. A *biconnected component* of  $G$  is a maximal biconnected subgraph of  $G$ . If  $G$  is biconnected, then a *separation pair* is a pair of vertices  $\{a, b\}$  whose removal disconnects  $G$ ; also, an  $\{a, b\}$ -*component* is either *trivial* – it is edge  $(a, b)$  – or *non-trivial* – it is the subgraph of  $G$  induced by  $a, b$ , and the vertices of a connected component of  $G - \{a, b\}$ . If  $G$  has no separation pair, then it is *triconnected*.

## 3 From a Geometric to a Topological Problem

In this section we show that the problem of determining a large collinear set in a planar graph, which is geometric by definition, can be turned into a purely



**Fig. 1.** (a) A proper good curve for a plane graph  $G$ . (b) Augmentation of  $G$ . (c) A planar straight-line drawing of the augmented graph  $G$ . (d) Planar polyline (top) and straight-line (bottom) drawings of the original  $G$ .

topological problem. This may be useful to obtain bounds for the size of collinear sets in classes of planar graphs different from the ones we studied in this paper.

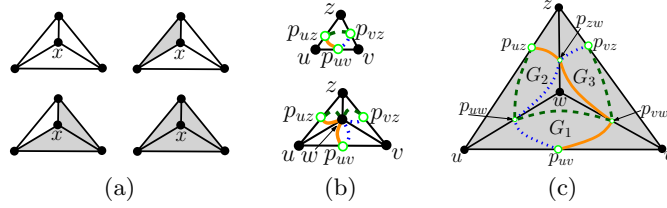
An open simple curve  $\lambda$  is *good* for a planar drawing  $\Gamma$  of a plane graph  $G$  if each edge  $e$  of  $G$  is either contained in  $\lambda$  or has at most one point in common with  $\lambda$  (if  $\lambda$  passes through an end-vertex of  $e$ , that counts as a common point). Clearly, the existence of a good curve passing through a certain sequence of vertices, edges, and faces of  $G$  does not depend on the actual drawing  $\Gamma$ , but only on the plane embedding of  $G$ . Hence, we often talk about the existence of good curves in plane graphs, rather than in their planar drawings. We denote by  $R_{G,\lambda}$  the only unbounded region of the plane defined by  $G$  and  $\lambda$ . Curve  $\lambda$  is *proper* if both its end-points are incident to  $R_{G,\lambda}$ . We have the following.

**Theorem 4.** *A plane graph  $G$  has a planar straight-line drawing with  $x$  collinear vertices if and only if  $G$  has a proper good curve that passes through  $x$  vertices.*

**Proof sketch:** The necessity is readily proved. For the sufficiency, let  $\lambda$  be a proper good curve through  $x$  vertices of  $G$ ; refer to Fig. 1. Add dummy vertices at two points  $d_1$  and  $d_2$  in  $R_{G,\lambda}$ , at the end-points  $a$  and  $b$  of  $\lambda$ , and at each crossing between an edge and  $\lambda$ ; also, add dummy edges  $(d_1, a)$ ,  $(d_1, b)$ ,  $(d_2, a)$ ,  $(d_2, b)$  and between any two consecutive vertices along  $\lambda$  (the latter edges form a path  $P_\lambda$ ); finally, triangulate the internal faces of  $G$  with dummy vertices and edges that do not connect non-consecutive vertices on  $\lambda$ . Let  $C_1$  ( $C_2$ ) be the cycle composed of  $P_\lambda$  and of the edges  $(d_1, a)$  and  $(d_1, b)$  (resp.  $(d_2, a)$  and  $(d_2, b)$ ). Represent  $C_1$  ( $C_2$ ) as a convex polygon  $Q_1$  (resp.  $Q_2$ ), with  $P_\lambda$  on a horizontal line  $\ell$ ; since the subgraphs of  $G$  inside  $C_1$  and  $C_2$  are triconnected, they have planar straight-line drawings with  $C_1$  and  $C_2$  represented by  $Q_1$  and  $Q_2$ , respectively [22]. Removing the dummy vertices and edges results in a planar drawing  $\Gamma$  of the original graph  $G$  where each edge is  $y$ -monotone. A planar straight-line drawing  $\Gamma'$  of  $G$  in which the  $y$ -coordinate of each vertex is the same as in  $\Gamma$  always exists [9,18]. Then the  $x$  vertices of  $G$  curve  $\lambda$  passes through lie on  $\ell$  in  $\Gamma'$ .  $\square$

## 4 Planar Graphs with Treewidth at most Three

In this section we prove Theorem 1. We regard a plane 3-cycle as a plane 3-tree; then every plane graph  $G$  with  $n \geq 3$  vertices and treewidth at most 3 can be



**Fig. 2.** (a) A vertex  $x$  of type A (top-left), B (top-right), C (bottom-left), and D (bottom-right). (b)  $\lambda_u(G)$  (solid),  $\lambda_v(G)$  (dotted), and  $\lambda_z(G)$  (dashed) if  $m = 0$  (top) and  $m = 1$  (bottom). (c)  $\lambda_u(G)$ ,  $\lambda_v(G)$ , and  $\lambda_z(G)$  if  $w$  is of type C or D.

augmented with dummy edges to a plane 3-tree  $G'$  [15] and every free collinear set in  $G'$  is also a free collinear set in  $G$ . Thus, in the following, we assume that  $G$  is a plane 3-tree. We first prove that  $G$  has a collinear set with size  $\lceil \frac{n-3}{8} \rceil$ ; by Theorem 4 it suffices to prove that  $G$  has a proper good curve through  $\lceil \frac{n-3}{8} \rceil$  vertices. Let  $u, v$ , and  $z$  be the external vertices of  $G$ . If  $n = 3$ , then  $G$  is empty. Otherwise, the *central vertex* of  $G$  is the unique internal vertex  $w$  adjacent to  $u, v$ , and  $z$ . The plane 3-trees  $G_1, G_2$ , and  $G_3$  which are the subgraphs of  $G$  inside cycles  $(u, v, w)$ ,  $(u, z, w)$ , and  $(v, z, w)$  are the *children* of  $G$  and of  $w$ . We associate to each internal vertex  $x$  of  $G$  a plane 3-tree  $G(x)$  as follows. We associate  $G$  to  $w$  and we use recursion on the children of  $G$ ; then  $x$  is the central vertex of  $G(x)$ . An internal vertex  $x$  of  $G$  is of *type A, B, C, or D* if, respectively, 3, 2, 1, or 0 of the children of  $G(x)$  are empty (see Fig. 2(a)). Let  $a(G), b(G), c(G)$ , and  $d(G)$  be the number of internal vertices of  $G$  of type A, B, C, and D, respectively, and let  $m = n - 3$  be the number of internal vertices of  $G$ .

In the following we present an algorithm that computes three proper good curves  $\lambda_u(G), \lambda_v(G)$ , and  $\lambda_z(G)$  lying in the interior of  $G$ . For every edge  $(x, y)$  of  $G$ , let  $p_{xy}$  be an arbitrary internal point of  $(x, y)$ . The end-points of  $\lambda_u(G)$  are  $p_{uv}$  and  $p_{uz}$ , those of  $\lambda_v(G)$  are  $p_{uv}$  and  $p_{vz}$ , and those of  $\lambda_z(G)$  are  $p_{uz}$  and  $p_{vz}$ . Although each of  $\lambda_u(G), \lambda_v(G)$ , and  $\lambda_z(G)$  is a good curve, any two of these curves might cross each other and pass through the same vertices of  $G$ . Each of these curves passes through all the internal vertices of type A, through no vertex of type C or D, and through “some” vertices of type B. We will prove that the total number of internal vertices of  $G$  these curves pass through is at least  $3m/8$ , hence one of them passes through at least  $\lceil m/8 \rceil$  internal vertices.

The curves  $\lambda_u(G), \lambda_v(G)$ , and  $\lambda_z(G)$  are constructed by induction on  $m$ . If  $m = 0$ , then  $\lambda_u(G)$  traverses the internal face  $(u, v, z)$  from  $p_{uv}$  to  $p_{uz}$ , while if  $m = 1$ , then  $\lambda_u(G)$  traverses the internal face  $(u, v, w)$  from  $p_{uv}$  to the central vertex  $w$  of  $G$  and the internal face  $(u, z, w)$  from  $w$  to  $p_{uz}$  (see Fig. 2(b)). Curves  $\lambda_v(G)$  and  $\lambda_z(G)$  are defined analogously.

If  $m > 1$ , then we distinguish the case in which  $w$  is of type C or D from the one in which  $w$  is of type B. In the former case (see Fig. 2(c)), the curves are constructed by composing the curves inductively constructed for the children of  $G$ . In the latter case (see Fig. 3), a sequence of vertices of type B, called *B-chain*,

is recovered; its arrangement in  $G$  is exploited in order to ensure that  $\lambda_u(G)$ ,  $\lambda_v(G)$ , and  $\lambda_z(G)$  pass through many vertices of type B.

Assume first that  $w$  is of type C or D. Inductively construct curves  $\lambda_u(G_1)$ ,  $\lambda_v(G_1)$ , and  $\lambda_w(G_1)$  for  $G_1$ , curves  $\lambda_u(G_2)$ ,  $\lambda_z(G_2)$ , and  $\lambda_w(G_2)$  for  $G_2$ , and curves  $\lambda_v(G_3)$ ,  $\lambda_z(G_3)$ , and  $\lambda_w(G_3)$  for  $G_3$ . Let  $\lambda_u(G)=\lambda_v(G_1)\cup\lambda_w(G_3)\cup\lambda_z(G_2)$ ,  $\lambda_v(G)=\lambda_u(G_1)\cup\lambda_w(G_2)\cup\lambda_z(G_3)$ , and  $\lambda_z(G)=\lambda_u(G_2)\cup\lambda_w(G_1)\cup\lambda_v(G_3)$ .

Assume next that  $w$  is of type B. Let  $H_0 = G$ , let  $w_1 = w$ , and let  $H_1$  be the only non-empty child of  $G$ . If cycle  $(v, w, z)$  delimits the outer face of  $H_1$ , define three paths  $P_u=(u, w)$ ,  $P_v=(v)$ , and  $P_z=(z)$ ; analogously, if cycle  $(u, w, z)$  delimits the outer face of  $H_1$ , let  $P_u=(u)$ ,  $P_v=(v, w)$ , and  $P_z=(z)$ ; finally, if cycle  $(u, v, w)$  delimits the outer face of  $H_1$ , let  $P_u=(u)$ ,  $P_v=(v)$ , and  $P_z=(z, w)$ .

Now suppose that, for  $i \geq 1$ , a sequence  $w_1, \dots, w_i$  of vertices of type B, a sequence  $H_0, \dots, H_i$  of plane 3-trees, and paths  $P_u$ ,  $P_v$ , and  $P_z$  have been defined satisfying the following properties: (1) for  $1 \leq j \leq i$ ,  $w_j$  is the central vertex of  $H_{j-1}$  and  $H_j$  is the only non-empty child of  $H_{j-1}$ ; (2)  $P_u$ ,  $P_v$ , and  $P_z$  are vertex-disjoint and each of them is induced in  $G$ ; and (3)  $P_u$ ,  $P_v$ , and  $P_z$  connect  $u$ ,  $v$ , and  $z$  with the three external vertices  $u'$ ,  $v'$ , and  $z'$  of  $H_i$ , where  $u' \in P_u$ ,  $v' \in P_v$ , and  $z' \in P_z$ . Properties (1)–(3) are indeed satisfied with  $i = 1$ . Consider the central vertex  $w_{i+1}$  of  $H_i$ .

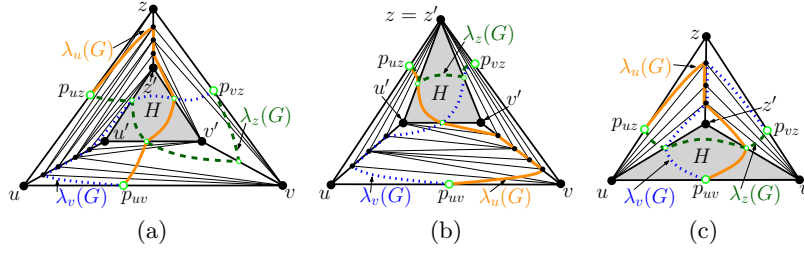
If  $w_{i+1}$  is of type B, then let  $H_{i+1}$  be the unique non-empty child of  $H_i$ . If cycle  $(v', z', w_{i+1})$  delimits the outer face of  $H_{i+1}$ , add edge  $(u', w_{i+1})$  to  $P_u$  and leave  $P_v$  and  $P_z$  unaltered; the other cases are analogous. Properties (1)–(3) are clearly satisfied by this construction.

If  $w_{i+1}$  is not of type B, then we call the sequence  $w_1, \dots, w_i$  a *B-chain* of  $G$ . Let  $H=H_i$ , let  $P_u=(u=u_1, \dots, u_U=u')$ , let  $P_v=(v=v_1, \dots, v_V=v')$ , and let  $P_z=(z=z_1, \dots, z_Z=z')$ ; also, define cycles  $C_{uv}=P_u \cup (u, v) \cup P_v \cup (u', v')$ ,  $C_{uz}=P_u \cup (u, z) \cup P_z \cup (u', z')$ , and  $C_{vz}=P_v \cup (v, z) \cup P_z \cup (v', z')$ . Each of these cycles has no vertex of  $G$  inside, and every edge of  $G$  inside one of them connects two vertices on distinct paths among  $P_u$ ,  $P_v$ , and  $P_z$ , by Property (2). We are going to use the following (a similar lemma can be stated for  $C_{uz}$  and  $C_{vz}$ ).

**Lemma 1.** *Let  $p_1$  and  $p_2$  be points on  $C_{uv}$ , possibly coinciding with vertices of  $C_{uv}$ , and not both on the same edge of  $G$ . A good curve exists that connects  $p_1$  and  $p_2$ , that lies inside  $C_{uv}$ , except at  $p_1$  and  $p_2$ , and that intersects each edge of  $G$  inside  $C_{uv}$  at most once.*

We now construct  $\lambda_u(G)$ ,  $\lambda_v(G)$ , and  $\lambda_z(G)$ . Inductively construct curves  $\lambda_{u'}(H)$ ,  $\lambda_{v'}(H)$ , and  $\lambda_{z'}(H)$  for  $H$ . We distinguish three cases based on how many among  $P_u$ ,  $P_v$ , and  $P_z$  are single vertices (not all of them are, since  $w_1 \neq u, v, z$ ). We discuss here the case in which none of them is a single vertex, as in Fig. 3(a); the other cases, which are illustrated in Figs. 3(b)–(c), are similar. We show how to construct  $\lambda_u(G)$ ; the construction of  $\lambda_v(G)$  and  $\lambda_z(G)$  is analogous.

If  $Z > 2$ , then  $\lambda_u(G)$  consists of curves  $\lambda_u^0, \dots, \lambda_u^4$ ; curve  $\lambda_u^0$  lies inside  $C_{uz}$  and connects  $p_{uz}$  with  $z_2$ , which is internal to  $P_z$  since  $Z > 2$ ;  $\lambda_u^1$  coincides with path  $(z_2, \dots, z_{Z-1})$  (which is a single vertex if  $Z = 3$ );  $\lambda_u^2$  lies inside  $C_{vz}$  and connects  $z_{Z-1}$  with  $p_{v'z'}$ ;  $\lambda_u^3$  coincides with  $\lambda_{v'}(H)$ ; finally,  $\lambda_u^4$  lies inside  $C_{uv}$  and connects  $p_{u'v'}$  with  $p_{uv}$ . Curves  $\lambda_u^0$ ,  $\lambda_u^2$ , and  $\lambda_u^4$  are constructed as in Lemma 1.



**Fig. 3.**  $\lambda_u(G)$ ,  $\lambda_v(G)$ , and  $\lambda_z(G)$  if  $w$  is of type B. (a) None of  $P_u$ ,  $P_v$ , and  $P_z$  is a single vertex. (b) Only  $P_z$  is a single vertex. (c)  $P_u$  and  $P_v$  are single vertices.

If  $Z=2$ , then  $\lambda_u(G)$  consists of curves  $\lambda_u^1, \dots, \lambda_u^4$ ; curve  $\lambda_u^1$  lies inside  $C_{uz}$  and connects  $p_{uz}$  with  $p_{zz'}$ ;  $\lambda_u^2$  lies inside  $C_{vz}$  and connects  $p_{zz'}$  with  $p_{v'z'}$ ;  $\lambda_u^3$  and  $\lambda_u^4$  are defined as in the case  $Z > 2$ . Curves  $\lambda_u^1$ ,  $\lambda_u^2$ , and  $\lambda_u^4$  are constructed as in Lemma 1. This completes the construction of  $\lambda_u(G)$ ,  $\lambda_v(G)$ , and  $\lambda_z(G)$ .

The curves  $\lambda_u(G)$ ,  $\lambda_v(G)$ , and  $\lambda_z(G)$  are clearly proper. Lemmata 2 and 3 prove that they are good and pass through many vertices. We introduce three parameters for the latter proof:  $s(G)$  is the number of vertices the curves pass through (counting each vertex with a multiplicity equal to the number of curves that pass through it),  $x(G)$  is the number of internal vertices of type B none of the curves passes through, and  $h(G)$  is the number of B-chains of  $G$ .

**Lemma 2.** *Curves  $\lambda_u(G)$ ,  $\lambda_v(G)$ , and  $\lambda_z(G)$  are good.*

**Lemma 3.** *The following hold true if  $m \geq 1$ : (1)  $a(G) + b(G) + c(G) + d(G) = m$ ; (2)  $a(G) = c(G) + 2d(G) + 1$ ; (3)  $h(G) \leq 2c(G) + 3d(G) + 1$ ; (4)  $x(G) \leq b(G)$ ; (5)  $x(G) \leq 3h(G)$ ; and (6)  $s(G) \geq 3a(G) + b(G) - x(G)$ .*

**Proof sketch:** (1) is true since every internal vertex is of one of types A–D. (4) follows by definition of  $x(G)$ . (5) is true since every internal vertex of type B is in a B-chain, and for every B-chain the three curves pass through all but at most three of its vertices. (2), (3), and (6) can be proved by induction on  $m$ , by distinguishing four cases based on the type of  $w$ . In particular, (6) exploits the fact that, in each case, the three curves contain all the inductively constructed curves and pass through all but at most three vertices of a B-chain.  $\square$

We use Lemma 3 as follows. Let  $k = 1/8$ . If  $a(G) \geq km$ , then by (4) and (6) we get  $s(G) \geq 3a(G) \geq 3km$ . If  $a(G) < km$ , by (1) and (6) we get  $s(G) \geq 3a(G) + (m - a(G) - c(G) - d(G)) - x(G)$ , which by (5) becomes  $s(G) \geq m + 2a(G) - c(G) - d(G) - 3h(G)$ . Using (2) and (3) we get  $s(G) \geq m + 2(c(G) + 2d(G) + 1) - c(G) - d(G) - 3(2c(G) + 3d(G) + 1) = m - 5c(G) - 6d(G) - 1$ . Again by (2) and by hypothesis we get  $c(G) + 2d(G) + 1 < km$ , thus  $5c(G) + 6d(G) + 1 < 5c(G) + 10d(G) + 5 < 5km$ . Hence,  $s(G) \geq m - 5km$ . Since  $k = 1/8$ , we have  $s(G) \geq 3m/8$  both if  $a(G) \geq m/8$  and if  $a(G) < m/8$ . Thus one of  $\lambda_u(G)$ ,  $\lambda_v(G)$ , and  $\lambda_z(G)$  is a proper good curve passing through  $\lceil \frac{n-3}{8} \rceil$  internal vertices of  $G$ . This concludes the proof that  $G$  has a collinear set with size  $\lceil \frac{n-3}{8} \rceil$ .

We now strengthen this result by proving that  $G$  has a *free* collinear set with the same size. This is accomplished by means of the following lemma, which concludes the proof of Theorem 1.

**Theorem 5.** *Every collinear set in a plane 3-tree is also a free collinear set.*

**Proof sketch:** Let  $G$  be a plane 3-tree and  $\Psi$  be a planar straight-line drawing of  $G$  with a set  $S$  of vertices on a straight line  $\ell$ . Let  $<_{\Psi}$  be the order of the vertices in  $S$  along  $\ell$  in  $\Psi$ . Our proof shows that, for any set  $X_S$  of  $|S|$  points on  $\ell$ , there is a planar straight-line drawing  $\Gamma$  of  $G$  such that: (1) every vertex is above, below, or on  $\ell$  in  $\Gamma$  if and only if the same holds in  $\Psi$ ; and (2) the  $i$ -th vertex in  $<_{\Psi}$  is at the  $i$ -th point in  $X_S$  in left-to-right order along  $\ell$ . This is proved by assuming an arbitrary drawing  $\Delta$  of  $(u, v, z)$ , by drawing  $w$  so as to split  $\Delta$  into three triangles with a suitable number of points of  $X_S$  in their interior, and by then using recursion on the children of  $G$ .  $\square$

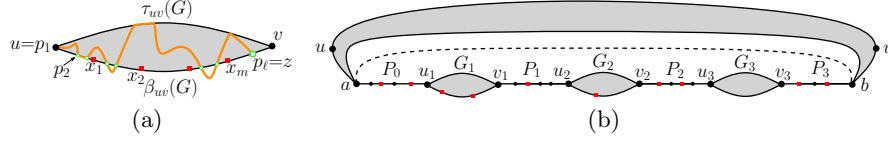
## 5 Triconnected Cubic Planar Graphs

In this section we prove Theorem 2. By Theorem 4 it suffices to prove that every  $n$ -vertex triconnected cubic plane graph has a proper good curve  $\lambda$  through  $\lceil \frac{n}{4} \rceil$  vertices. The proof is by induction on  $n$ ; Lemma 4 below states our inductive hypothesis. In order to split the graph into subgraphs on which induction can be applied, we use a structural decomposition that is derived from a paper by Chen and Yu [6] and that applies to a class of graphs, called *strong circuit graphs* in [6], wider than triconnected cubic plane graphs. We introduce the concept of *well-formed quadruple* in order to point out some properties of the graphs in this class. In particular, the inductive hypothesis handles carefully the set  $X$  of degree-2 vertices of the graph, which have neighbors that are not in the graph at the current level of the induction; since  $\lambda$  might pass through these neighbors, it has to avoid the vertices in  $X$ , in order to be good. Special conditions are ensured for two vertices  $u$  and  $v$  which work as link to the rest of the graph.

We introduce some definitions. Given two external vertices  $u$  and  $v$  of a biconnected plane graph  $G$ , let  $\tau_{uv}(G)$  and  $\beta_{uv}(G)$  be the paths delimiting the outer face of  $G$  in clockwise and counter-clockwise direction from  $u$  to  $v$ , respectively. Let  $\pi$  be one of  $\tau_{uv}(G)$  and  $\beta_{uv}(G)$ . An *intersection point* (a *proper intersection point*) between an open curve  $\lambda$  and  $\pi$  is a point  $p$  belonging to both  $\lambda$  and  $\pi$  such that, for every  $\epsilon > 0$ , the part of  $\lambda$  in the disk centered at  $p$  with radius  $\epsilon$  contains points not in  $\pi$  (resp. points in the outer face of  $G$ ); if the end-vertices of  $\lambda$  are in  $\pi$ , then we regard them as intersection points.

A quadruple  $(G, u, v, X)$  is *well-formed* if: **(a)**  $G$  is a biconnected subcubic plane graph; **(b)**  $u$  and  $v$  are two external vertices of  $G$ ; **(c)**  $\delta_G(u) = \delta_G(v) = 2$ ; **(d)** if edge  $(u, v)$  exists, it coincides with  $\tau_{uv}(G)$ ; **(e)** for every separation pair  $\{a, b\}$  of  $G$ ,  $a$  and  $b$  are external vertices of  $G$  and at least one of them is internal to  $\beta_{uv}(G)$ ; further, every non-trivial  $\{a, b\}$ -component of  $G$  contains an external vertex of  $G$  different from  $a$  and  $b$ ; and **(f)**  $X = (x_1, \dots, x_m)$  is a (possibly empty) sequence of degree-2 vertices of  $G$  in  $\beta_{uv}(G)$ , different from  $u$  and  $v$ , and in this order along  $\beta_{uv}(G)$  from  $u$  to  $v$ . We have the following main lemma.





**Fig. 4.** (a) Illustration for Lemma 4. The gray region is the interior of  $G$ . The vertices in  $X$  are squares, the intersection points between  $\lambda$  and  $\beta_{uv}(G)$  are circles, and  $u$  and  $v$  are disks. (b) Illustration for Lemma 5 with  $k = 3$ .

**Lemma 4.** *Let  $(G, u, v, X)$  be a well-formed quadruple. There exists a proper good curve  $\lambda$  such that (see Fig 4(a)):*

- (1)  $\lambda$  starts at  $u$ , does not pass through  $v$ , and ends at a point  $z$  of  $\beta_{uv}(G)$ ;
- (2)  $z$  is between  $x_m$  and  $v$  on  $\beta_{uv}(G)$  (if  $X = \emptyset$ , this condition is vacuous);
- (3) the intersection points between  $\lambda$  and  $\beta_{uv}(G)$  occur along  $\lambda$  from  $u$  to  $z$  and occur along  $\beta_{uv}(G)$  from  $u$  to  $v$  in the same order  $u = p_1, \dots, p_\ell = z$ ;
- (4) the vertices in  $X$  are incident to  $R_{G, \lambda}$  and are not on  $\lambda$ ; if  $p_i, x_j$  and  $p_{i+1}$  are in this order along  $\beta_{uv}(G)$ , then the part of  $\lambda$  between  $p_i$  and  $p_{i+1}$  is in the interior of  $G$ ;
- (5)  $\lambda$  and  $\tau_{uv}(G)$  have no proper intersection point; and
- (6) let  $L_\lambda (N_\lambda)$  be the subset of vertices in  $V(G) - X$  that are (resp. are not) on  $\lambda$ ; each vertex in  $N_\lambda$  can be charged to a vertex in  $L_\lambda$  so that each vertex in  $L_\lambda$  is charged with at most 3 vertices and  $u$  is charged with at most 1 vertex.

Before proving Lemma 4 we state the following (see Fig. 4(b)).

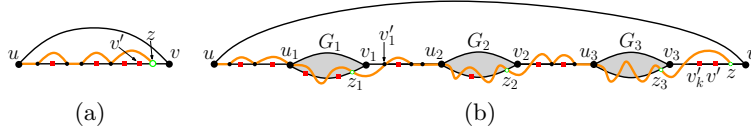
**Lemma 5.** *Let  $(G, u, v, X)$  be a well-formed quadruple and  $\{a, b\}$  be a separation pair of  $G$  with  $a, b \in \beta_{uv}(G)$ . The  $\{a, b\}$ -component  $G_{ab}$  of  $G$  containing  $\beta_{ab}(G)$  either coincides with  $\beta_{ab}(G)$  or consists of: (i) a path  $P_0 = (a, \dots, u_1)$  (possibly a single vertex); (ii) for  $i = 1, \dots, k$  with  $k \geq 1$ , a biconnected component  $G_i$  of  $G_{ab}$  containing vertices  $u_i$  and  $v_i$ , where  $(G_i, u_i, v_i, X_i)$  is a well-formed quadruple with  $X_i = X \cap V(G_i)$ ; (iii) for  $i = 1, \dots, k-1$ , a path  $P_i = (v_i, \dots, u_{i+1})$ , where  $u_{i+1} \neq v_i$ ; and (iv) a path  $P_k = (v_k, \dots, b)$  (possibly a single vertex).*

We outline the proof of Lemma 4, which is by induction on the size of  $G$ .

**Base case:**  $G$  is a cycle; see Fig. 5(a). By Property (e) of  $(G, u, v, X)$ ,  $\{u, v\}$  is not a separation pair of  $G$ , hence edge  $(u, v)$  exists and coincides with  $\tau_{uv}(G)$ . Curve  $\lambda$  starts at  $u$ ; it then passes through the vertices in  $V(G) - (X \cup \{v\})$  in the order as they appear along  $\beta_{uv}(G)$  from  $u$  to  $v$ ; if two vertices in  $V(G) - (X \cup \{v\})$  are consecutive in  $\beta_{uv}(G)$ , then  $\lambda$  contains the edge between them. If the neighbor  $v'$  of  $v$  in  $\beta_{uv}(G)$  is not in  $X$ , then  $\lambda$  ends at  $v'$ , otherwise  $\lambda$  ends at a point  $z$  in the interior of edge  $(v, v')$ . Finally, charge  $v$  to  $u$ .

Next we describe the inductive cases. In the description of each case, we implicitly assume that none of the previously described cases applies.

**Case 1:** edge  $(u, v)$  exists; see Fig. 5(b). By Property (d) of  $(G, u, v, X)$ , edge  $(u, v)$  coincides with  $\tau_{uv}(G)$ . By Property (c),  $v$  has a unique neighbor  $v' \neq u$ , hence  $\{u, v'\}$  is a separation pair to which Lemma 5 applies. For  $i = 1, \dots, k$ ,



**Fig. 5.** Base case (a) and Case 1 with  $k = 3$  (b) for the proof of Lemma 4.

use induction to construct a proper good curve  $\lambda_i$  satisfying the properties of Lemma 4 for the well-formed quadruple  $(G_i, u_i, v_i, X_i)$ , defined as in Lemma 5.

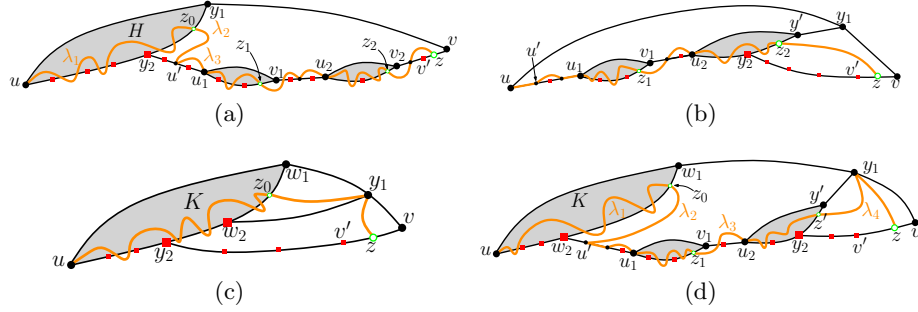
Curve  $\lambda$  starts at  $u$  and passes through the vertices in  $V(P_0) \setminus X$  until reaching  $u_1$ ; this part of  $\lambda$  lies in the internal face of  $G$  incident to edge  $(u, v)$  and is constructed similarly to the base case. Curve  $\lambda$  continues with  $\lambda_1$ , which ends at a point  $z_1$ . Then  $\lambda$  traverses the outer face of  $G$  to reach the neighbor  $v'_1$  of  $v_1$  in  $P_1$  (if  $v'_1 \notin X$ ) or a point in the interior of edge  $(v_1, v'_1)$  (if  $v'_1 \in X$ ); this part of  $\lambda$  can be drawn without causing self-intersections since  $\lambda_1$  satisfies Properties (2), (3), and (5) of Lemma 4 – these properties ensure that  $z_1$  and  $v'_1$  are both incident to  $R_{G, \lambda_1}$ . Curve  $\lambda$  continues similarly until a point  $z_k$  in  $\beta_{u_k v_k}(G_k)$  is reached. If the neighbor  $v'_k$  of  $v_k$  in  $P_k$  is  $v$ , then  $\lambda$  stops at  $z = z_k$ ; otherwise, it traverses the outer face of  $G$  from  $z_k$  to a point on edge  $(v_k, v'_k)$  – this point is  $v'_k$  if  $v'_k \notin X$  – and it ends by passing through the vertices in  $V(P_k) \setminus (X \cup \{v\})$ , similarly to the base case. Inductively compute a charge of the vertices in  $(N_\lambda \cap V(G_i))$  to the vertices in  $L_\lambda \cap V(G_i)$ ; finally, charge  $v$  to  $u$ .

If Case 1 does not apply, by Property (e) of  $(G, u, v, X)$ ,  $\{u, v\}$  is not a separation pair of  $G$ , hence  $u$  is not a cut-vertex of graph  $G - \{v\}$ . Let  $H$  be the biconnected component of  $G - \{v\}$  containing  $u$ . Graph  $G$  is composed of  $H$ , of a trivial  $H \cup \{v\}$ -bridge  $B_1 = (y_1, v)$ , which is an edge in  $\tau_{uv}(G)$ , and of an  $H \cup \{v\}$ -bridge  $B_2$  with attachments  $v$  and  $y_2$ , where  $y_1$  and  $y_2$  are in  $H$ . Let  $X' = \{y_2\} \cup (X \cap V(H))$ . Then  $(H, u, y_1, X')$  is a well-formed quadruple.

**Case 2:**  $B_2$  contains a vertex not in  $X \cup \{v, y_2\}$ . Refer to Fig. 6(a). Curve  $\lambda$  is composed of curves  $\lambda_1$ ,  $\lambda_2$ , and  $\lambda_3$ . Curve  $\lambda_1$  is inductively constructed for  $(H, u, y_1, X')$ . Since  $y_2 \in X'$ ,  $\lambda_1$  ends at a point  $z_0$  in  $\beta_{y_2 y_1}(H)$ . Curve  $\lambda_2$  lies in the internal face of  $G$  incident to edge  $(y_1, v)$  and connects  $z_0$  with the first vertex  $u' \neq y_2$  not in  $X$  encountered when traversing  $\beta_{y_2 v}(G)$  from  $y_2$  to  $v$ ;  $u'$  exists by the hypothesis of Case 2 and by Property (f) of  $(G, u, v, X)$ . Properties (3)–(5) of  $\lambda_1$  ensure that  $y_2$  is not on  $\lambda_1$  and is incident to  $R_{G, \lambda_1}$ . Thus, even if  $u'$  is adjacent to  $y_2$ , still  $\lambda$  intersects  $(y_2, u')$  only once. Finally,  $\lambda_3$  connects  $u'$  with a point  $z \neq y_2, v$  on  $\beta_{y_2 v}(G)$ ; since  $\{y_2, v\}$  is a separation pair of  $G$ , Lemma 5 applies and curve  $\lambda_3$  is constructed as in Case 1. Inductively determine the charge of the vertices in  $(N_\lambda \cap V(H)) - \{y_2\}$  to the vertices in  $L_\lambda \cap V(H)$ , and the charge of the vertices in  $N_\lambda$  in each biconnected component  $G_i$  of  $B_2$  to the vertices in  $L_\lambda \cap V(G_i)$ . Finally, charge  $y_2$  and  $v$  to  $u'$ .

If Case 2 does not apply,  $B_2$  is a path  $\beta_{y_2 v}$  whose internal vertices are in  $X$ .

**Case 3:** edge  $(u, y_1)$  exists. By Property (d) of  $(H, u, y_1, X')$ , edge  $(u, y_1)$  coincides with  $\tau_{uy_1}(H)$ . Let  $y'$  be the neighbor of  $y_1$  in  $\beta_{uy_1}(H)$ . If  $H$  has a vertex not in  $X' \cup \{u, y_1\}$  as in Fig. 6(b) – otherwise  $\lambda$  is easily constructed –



**Fig. 6.** (a) Case 2, (b) Case 3, (c) Case 4, and (d) Case 5 of the proof of Lemma 4.

then  $\{u, y'\}$  is a separation pair of  $H$  and Lemma 5 applies. Construct a curve  $\lambda_1$  between  $u$  and a point  $z_k \neq y_1$  on  $\beta_{y_2 y_1}(H)$  as in Case 1. Curve  $\lambda$  consists of  $\lambda_1$  and of a curve  $\lambda_2$  in the internal face of  $G$  incident to edge  $(v, y_1)$  between  $z_k$  and a point  $z$  on edge  $(v, v')$ . Inductively charge the vertices in the biconnected components on which induction is applied. Charge  $v$  to  $u$ , and  $y_1$  and  $y_2$  to the first vertex  $u' \neq u$  not in  $X'$  encountered when traversing  $\beta_{u y_1}(H)$  from  $u$  to  $y_1$ .

If Case 3 does not apply, then  $u$  is not a cut-vertex of graph  $H - \{y_1\}$ , since  $\{u, y_1\}$  is not a separation pair of  $H$ . Graph  $H$  is composed of the biconnected component  $K$  of  $H - \{y_1\}$  containing  $u$ , of a trivial  $K \cup \{y_1\}$ -bridge  $D_1 = (w_1, y_1)$ , and of a  $K \cup \{y_1\}$ -bridge  $D_2$  with attachments  $y_1$  and  $w_2$ , where  $w_1, w_2 \in V(K)$ .

**Case 4:**  $y_2 \in K$ . Refer to Fig. 6(c). Since  $\delta_G(y_2) \leq 3$ ,  $y_2$  and  $w_2$  are distinct. Also,  $w_2$  is an internal vertex of  $G$ ; hence,  $D_2$  is a trivial  $K \cup \{y_1\}$ -bridge. Let  $X'' = (X \cap V(K)) \cup \{y_2, w_2\}$ ; inductively construct a curve  $\lambda_1$  connecting  $u$  with a point  $z_0 \neq w_1$  in  $\beta_{w_2 w_1}(K)$  for the well-formed quadruple  $(K, u, w_1, X'')$ . Curve  $\lambda$  consists of  $\lambda_1$  and of a curve  $\lambda_2$  from  $z_0$  to a point  $z$  on edge  $(v, v')$  passing through  $y_1$ . Curve  $\lambda_2$  lies in the internal faces of  $G$  incident to edges  $(w_1, y_1)$  and  $(y_1, v)$ . Inductively charge the vertices in  $(N_\lambda \cap V(K)) - \{y_2, w_2\}$  to the vertices in  $L_\lambda \cap V(K)$ ; charge  $v, y_2$ , and  $w_2$  to  $y_1$ .

**Case 5:**  $y_2 \notin K$ . Let  $X'' = \{w_2\} \cup (X \cap V(K))$ . Curve  $\lambda$  consists of four curves  $\lambda_1, \dots, \lambda_4$ . Inductively construct  $\lambda_1$  for the well-formed quadruple  $(K, u, w_1, X'')$  between  $u$  and a point  $z_0 \neq w_1$  in  $\beta_{w_2 w_1}(K)$ . If  $D_2$  has a vertex not in  $X' \cup \{y_1, w_2\}$ , as in Fig. 6(d) – otherwise  $\lambda$  is constructed similarly to Case 4 – then  $\lambda_2$  connects  $z_0$  with the first vertex  $u' \neq w_2$  not in  $X'$  encountered while traversing  $\beta_{w_2 y_1}(H)$  from  $w_2$  to  $y_1$ ;  $\lambda_2$  is in the internal face of  $G$  incident to edge  $(w_1, y_1)$ . Curve  $\lambda_3$  connects  $u'$  with a point  $z'$  in  $\beta_{y_2 y_1}(H)$ ;  $\{w_2, y_1\}$  is a separation pair of  $H$ , hence Lemma 5 applies and curve  $\lambda_3$  is constructed as in Case 1. Finally,  $\lambda_4$  connects  $z'$  with a point  $z$  on edge  $(v, v')$  passing through  $y_1$ . Inductively charge the vertices in the biconnected components on which induction is applied. Charge  $v, y_2$ , and  $w_2$  to  $y_1$ . This concludes the proof of Lemma 4.

We now prove Theorem 2. Let  $G$  be an  $n$ -vertex triconnected cubic plane graph. Let  $H$  be the plane graph obtained from  $G$  by removing any edge  $(u, v)$  incident to the outer face of  $G$ . Then  $(H, u, v, \emptyset)$  is a well-formed quadruple and

$H$  has a proper good curve  $\lambda$  as in Lemma 4. Insert  $(u, v)$  in the outer face of  $H$ , restoring the plane embedding of  $G$ . By Properties (1)–(5) of  $\lambda$  edge  $(u, v)$  does not intersect  $\lambda$  other than at  $u$ , hence  $\lambda$  remains proper and good. By Property (6) with  $X = \emptyset$ ,  $\lambda$  passes through  $\lceil \frac{n}{4} \rceil$  vertices of  $G$ . This concludes the proof.

## 6 Implications for other Graph Drawing Problems

In this section we present corollaries of our results to other graph drawing problems. The key tool to establish these connections is a lemma that appeared in [3, Lemma 1], which we explicitly state here in two more readily applicable versions.

**Lemma 6.** [3] *Let  $G$  be a planar graph that has a planar straight-line drawing  $\Gamma$  with a set  $S$  of vertices on the  $x$ -axis. For any assignment of  $y$ -coordinates to the vertices in  $S$ , there exists a planar straight-line drawing of  $G$  such that each vertex in  $S$  has the same  $x$ -coordinate as in  $\Gamma$  and has the assigned  $y$ -coordinate.*

**Lemma 7.** [3] *Let  $G$  be a planar graph,  $S$  be a free collinear set, and  $<_S$  be the total order associated with  $S$ . Consider any assignment of  $x$ - and  $y$ -coordinates to the vertices in  $S$  such that the assigned  $x$ -coordinates are distinct and the order of the vertices in  $S$  by increasing or decreasing  $x$ -coordinates is  $<_S$ . There exists a planar straight-line drawing of  $G$  such that each vertex in  $S$  has the assigned  $x$ - and  $y$ -coordinates.*

Lemma 7 and the fact that planar graphs of treewidth at most 3 have free collinear sets with linear size, established in Theorem 1, imply the following.

**Corollary 1.** *Every set of at most  $\lceil \frac{n-3}{8} \rceil$  points in the plane is a universal point subset for all  $n$ -vertex plane graphs of treewidth at most three.*

As noted in [3,19], Lemmata 6 and 7 imply that every straight-line drawing of a planar graph  $G$  with a free collinear set of size  $x$  can be untangled while keeping  $\sqrt{x}$  vertices fixed. Together with Theorem 1 this implies the following.

**Corollary 2.** *Any straight-line drawing of an  $n$ -vertex planar graph of treewidth at most three can be untangled while keeping at least  $\sqrt{\lceil (n-3)/8 \rceil}$  vertices fixed.*

Finally, Lemma 6 implies that every collinear set is a column planar set. That and our three main results imply our final corollary.

**Corollary 3.** *Triconnected cubic planar graphs and planar graphs of treewidth at most three have column planar sets of linear size. Further, planar graphs of treewidth at least  $k$  have column planar sets of size  $\Omega(k^2)$ .*

## 7 Conclusions

We studied the problems of determining the maximum cardinality of collinear sets and free collinear sets in planar graphs; it would be interesting to close the gap between the best bounds of  $\Omega(n^{0.5})$  and  $O(n^{0.986})$  known for these problems.

We proved that triconnected cubic plane graphs have collinear sets with linear size. Generalizing the bound to subcubic plane graphs seems like a plausible goal.

We proved that plane graphs with treewidth at most 3 have free collinear sets with linear size. In order to do that, we proved that every collinear set is free in a plane 3-tree, which brings us to a question posed in [19]: is every collinear set free, and if not, how close are the sizes of these two sets in a planar graph?

Finally, the *maximum* number of collinear vertices in any planar straight-line drawing of a plane 3-tree can be determined by dynamic programming. An implementation of the algorithm has shown that, for  $m \leq 50$  and for every plane 3-tree  $G$  with  $m$  internal vertices, the maximum number of collinear internal vertices in any planar straight-line drawing of  $G$  is at least  $\lceil \frac{m+2}{3} \rceil$  (this bound is the best possible for every  $m \leq 50$ ). Is this the case for every  $m \geq 1$ ?

**Acknowledgments** The authors thank Giuseppe Liotta, Sue Whitesides, and Stephen Wismath for stimulating discussions.

## References

1. Angelini, P., Binucci, C., Evans, W.S., Hurtado, F., Liotta, G., Mchedlidze, T., Meijer, H., Okamoto, Y.: Universal point subsets for planar graphs. In: Chao, K., Hsu, T., Lee, D. (eds.) 23rd International Symposium of Algorithms and Computation (ISAAC 2012). LNCS, vol. 7676, pp. 423–432. Springer (2012)
2. Bose, P.: On embedding an outer-planar graph in a point set. *Comput. Geom.* 23(3), 303–312 (2002)
3. Bose, P., Dujmović, V., Hurtado, F., Langerman, S., Morin, P., Wood, D.R.: A polynomial bound for untangling geometric planar graphs. *Discrete & Computational Geometry* 42(4), 570–585 (2009)
4. Cano, J., Tóth, C.D., Urrutia, J.: Upper bound constructions for untangling planar geometric graphs. *SIAM J. Discrete Math.* 28(4), 1935–1943 (2014)
5. Castañeda, N., Urrutia, J.: Straight line embeddings of planar graphs on point sets. In: Fiala, F., Kranakis, E., Sack, J. (eds.) 8th Canadian Conference on Computational Geometry, (CCCG 1996). pp. 312–318. Carleton University Press (1996)
6. Chen, G., Yu, X.: Long cycles in 3-connected graphs. *J. Comb. Theory, Ser. B* 86(1), 80–99 (2002)
7. Cibulka, J.: Untangling polygons and graphs. *Discrete & Computational Geometry* 43(2), 402–411 (2010)
8. Dujmović, V.: The utility of untangling. In: Di Giacomo, E., Lubiw, A. (eds.) 23rd International Symposium on Graph Drawing and Network Visualization (GD 2015). LNCS, vol. 9411, pp. 321–332. Springer (2015)
9. Eades, P., Feng, Q., Lin, X., Nagamochi, H.: Straight-line drawing algorithms for hierarchical graphs and clustered graphs. *Algorithmica* 44(1), 1–32 (2006)
10. Evans, W., Kusters, V., Saumell, M., Speckmann, B.: Column planarity and partial simultaneous geometric embedding. In: Duncan, C.A., Symvonis, A. (eds.) 22nd International Symposium on Graph Drawing (GD 2014). LNCS, vol. 8871, pp. 259–271. Springer (2014)
11. Goac, X., Kratochvíl, J., Okamoto, Y., Shin, C., Spillner, A., Wolff, A.: Untangling a planar graph. *Discrete & Computational Geometry* 42(4), 542–569 (2009)

12. Gritzmann, P., Mohar, B., Pach, J., Pollack, R.: Embedding a planar triangulation with vertices at specified points (solution to problem e3341). *Amer. Math. Monthly* 98, 165–166 (1991)
13. Grünbaum, B., Walther, H.: Shortness exponents of families of graphs. *J. Comb. Theory, Ser. A* 14(3), 364–385 (1973)
14. Kang, M., Pikhurko, O., Ravsky, A., Schacht, M., Verbitsky, O.: Untangling planar graphs from a specified vertex position - hard cases. *Discrete Applied Mathematics* 159(8), 789–799 (2011)
15. Kratochvíl, J., Vaner, M.: A note on planar partial 3-trees. CoRR abs/1210.8113 (2012), <http://arxiv.org/abs/1210.8113>
16. Owens, P.J.: Non-hamiltonian simple 3-polytopes whose faces are all 5-gons or 7-gons. *Discrete Mathematics* 36(2), 227–230 (1981)
17. Pach, J., Tardos, G.: Untangling a polygon. *Discrete & Computational Geometry* 28(4), 585–592 (2002)
18. Pach, J., Tóth, G.: Monotone drawings of planar graphs. *Journal of Graph Theory* 46(1), 39–47 (2004)
19. Ravsky, A., Verbitsky, O.: On collinear sets in straight-line drawings. In: Kolman, P., Kratochvíl, J. (eds.) 37th International Workshop on Graph-Theoretic Concepts in Computer Science (WG 2011). LNCS, vol. 6986, pp. 295–306. Springer (2011)
20. Ravsky, A., Verbitsky, O.: On collinear sets in straight line drawings. CoRR abs/0806.0253 (2011), <http://arxiv.org/abs/0806.0253>
21. Robertson, N., Seymour, P.D., Thomas, R.: Quickly excluding a planar graph. *J. Comb. Theory, Ser. B* 62(2), 323–348 (1994)
22. Tutte, W.T.: How to draw a graph. *Proc. London Math. Soc.* 13(52), 743–768 (1963)

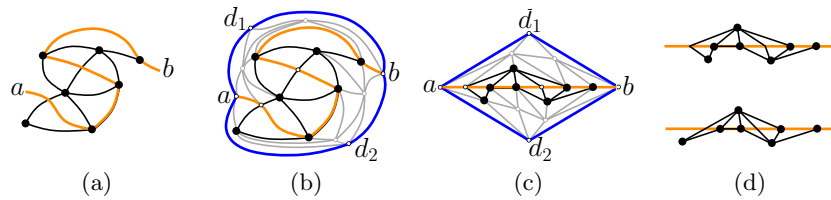
## Appendix A: Omitted Proofs From Section 3

In this Appendix we show omitted proofs from Section 3.

**Theorem 4.** *A plane graph  $G$  has a planar straight-line drawing with  $x$  collinear vertices if and only if  $G$  has a proper good curve that passes through  $x$  vertices.*

**Proof:** For the necessity, assume that  $G$  has a planar straight-line drawing  $\Gamma$  with  $x$  vertices lying on a common line  $\ell$ . We transform  $\ell$  into a straight-line segment  $\lambda$  by cutting off two disjoint half-lines of  $\ell$  in the outer face of  $G$ . This immediately implies that  $\lambda$  is proper. Further,  $\lambda$  passes through  $x$  vertices of  $G$  since  $\ell$  does. Finally, if an edge  $e$  has two common points with  $\lambda$ , then  $\lambda$  entirely contains it, since  $\lambda$  is a straight-line segment and since  $e$  is a straight-line segment in  $\Gamma$ .

For the sufficiency, assume that  $G$  has a proper good curve  $\lambda$  passing through  $x$  of its vertices; see Fig. 7(a). Augment  $G$  by adding to it (refer to Fig. 7(b)): (i) a dummy vertex at each proper crossing between an edge and  $\lambda$ ; (ii) two dummy vertices at the end-points  $a$  and  $b$  of  $\lambda$ ; (iii) an edge between any two consecutive vertices of  $G$  along  $\lambda$ , which now represents a path  $(a, \dots, b)$  of  $G$ ; (iv) two dummy vertices  $d_1$  and  $d_2$  in  $R_{G,\lambda}$ ; and (v) edges in  $R_{G,\lambda}$  connecting each of  $d_1$  and  $d_2$  with each of  $a$  and  $b$  so that cycles  $C_1 = (d_1, a, \dots, b)$  and  $C_2 = (d_2, a, \dots, b)$  are embedded in this counter-clockwise and clockwise direction in  $G$ , respectively. For  $i = 1, 2$ , let  $G_i$  be the subgraph of  $G$  induced by the vertices of  $C_i$  or inside it. Triangulate the internal faces of  $G_i$  with dummy vertices and edges, so that there are no edges between non-consecutive vertices of  $C_i$ ; indeed, these edges do not exist in the original graph  $G$ , given that  $\lambda$  is good.



**Fig. 7.** (a) A proper good curve  $\lambda$  (orange) for a plane graph  $G$  (black). (b) Augmentation of  $G$  with dummy vertices and edges. (c) A planar straight-line drawing of the augmented graph  $G$ . (d) Planar polyline (top) and straight-line (bottom) drawings of the original graph  $G$ .

Represent  $C_1$  as a convex polygon  $Q_1$  whose all vertices, except for  $d_1$ , lie along a horizontal line  $\ell$ , with  $a$  to the left of  $b$  and  $d_1$  above  $\ell$ ; see Fig. 7(c). Graph  $G_1$  is triconnected, as it contains no edge between any two non-consecutive vertices of its only non-triangular face. Thus, a planar straight-line drawing of  $G_1$  in which  $C_1$  is represented by  $Q_1$  exists [22]. Analogously, represent  $C_2$  as a

convex polygon  $Q_2$  whose all vertices, except for  $d_2$ , lie at the same points as in  $Q_1$ , with  $d_2$  below  $\ell$ . Construct a planar straight-line drawing of  $G_2$  in which  $C_2$  is represented by  $Q_2$ .

Removing the dummy vertices and edges results in a planar drawing  $\Gamma$  of the original graph  $G$  in which each edge  $e$  is a  $y$ -monotone curve; see Fig. 7(d). In particular, the fact that  $\lambda$  crosses at most once  $e$  ensures that  $e$  is either a straight-line segment or is composed of two straight-line segments that are one below and one above  $\ell$  and that share an end-point on  $\ell$ . A planar straight-line drawing  $\Gamma'$  of  $G$  in which the  $y$ -coordinate of each vertex is the same as in  $\Gamma$  always exists, as proved in [9,18]. Since  $\lambda$  passes through  $x$  vertices of  $G$ , we have that  $x$  vertices of  $G$  lie along  $\ell$  in  $\Gamma'$ .  $\square$

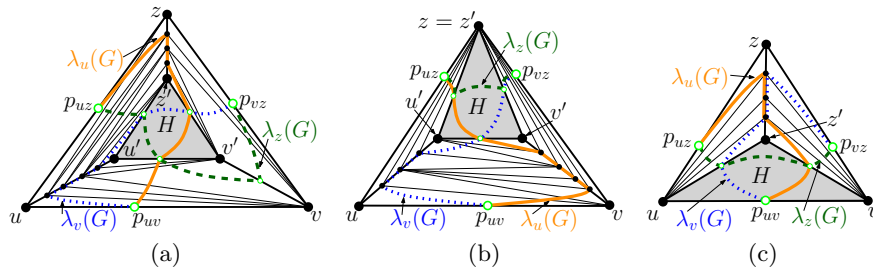
## Appendix B: Omitted Proofs and Constructions From Section 4

In this Appendix we show omitted proofs and constructions from Section 4. We start with the following.

**Lemma 1.** *Let  $p_1$  and  $p_2$  be points on  $C_{uv}$ , possibly coinciding with vertices of  $C_{uv}$ , and not both on the same edge of  $G$ . A good curve exists that connects  $p_1$  and  $p_2$ , that lies inside  $C_{uv}$ , except at  $p_1$  and  $p_2$ , and that intersects each edge of  $G$  inside  $C_{uv}$  at most once.*

**Proof:** The lemma has a simple geometric proof. Represent  $C_{uv}$  as a strictly-convex polygon and draw the edges of  $G$  inside  $C_{uv}$  as straight-line segments. Then the straight-line segment  $\overline{p_1 p_2}$  is a good curve satisfying the requirements of the lemma.  $\square$

We now show how to construct  $\lambda_u(G)$ ,  $\lambda_v(G)$ , and  $\lambda_z(G)$  if one or two among  $P_u$ ,  $P_v$ , and  $P_z$  are single vertices.



**Fig. 8.** Construction of  $\lambda_u(G)$ ,  $\lambda_v(G)$ , and  $\lambda_z(G)$  if  $w$  is of type B. (a) None of  $P_u$ ,  $P_v$ , and  $P_z$  is a single vertex. (b) Only  $P_z$  is a single vertex. (c)  $P_u$  and  $P_v$  are single vertices.



Suppose that one of  $P_u$ ,  $P_v$ , and  $P_z$ , say  $P_z$ , is a single vertex, as in Fig. 8(b). We describe how to construct  $\lambda_u(G)$  and  $\lambda_z(G)$ ; the construction of  $\lambda_v(G)$  is analogous to the one of  $\lambda_u(G)$ . Curve  $\lambda_z(G)$  consists of curves  $\lambda_z^0, \lambda_z^1, \lambda_z^2$ . Curve  $\lambda_z^0$  lies inside  $C_{uz}$  and connects  $p_{uz}$  with  $p_{u'z}$ ; curve  $\lambda_z^1$  coincides with  $\lambda_{z'}(H)$ ; curve  $\lambda_z^2$  lies inside  $C_{vz}$  and connects  $p_{v'z}$  with  $p_{vz}$ . Curves  $\lambda_z^0$  and  $\lambda_z^2$  are constructed as in Lemma 1. Curve  $\lambda_u(G)$  is constructed as follows.

- If  $V > 2$ , then  $\lambda_u(G)$  consists of curves  $\lambda_u^0, \dots, \lambda_u^4$ . Curve  $\lambda_u^0$  lies inside  $C_{uv}$  and connects  $p_{uv}$  with  $v_2$ , which is internal to  $P_v$  since  $V > 2$ ; curve  $\lambda_u^1$  coincides with path  $(v_2, \dots, v_{V-1})$  (the path consists of a single vertex if  $V = 3$ ); curve  $\lambda_u^2$  lies inside  $C_{uv}$  and connects  $v_{V-1}$  with  $p_{u'v'}$ ; curve  $\lambda_u^3$  coincides with  $\lambda_{u'}(H)$ ; finally,  $\lambda_u^4$  coincides with  $\lambda_z^0$ . Curves  $\lambda_u^0, \lambda_u^2$ , and  $\lambda_u^4$  are constructed as in Lemma 1.
- If  $V = 2$ , then  $\lambda_u(G)$  consists of curves  $\lambda_u^0, \lambda_u^1, \lambda_u^2$ . Curve  $\lambda_u^0$  lies inside  $C_{uv}$  and connects  $p_{uv}$  with  $p_{u'v'}$ ; curve  $\lambda_u^1$  coincides with  $\lambda_{u'}(H)$ ; curve  $\lambda_u^2$  coincides with  $\lambda_z^0$ . Curves  $\lambda_u^0$  and  $\lambda_u^2$  are constructed as in Lemma 1.

Suppose that two of  $P_u$ ,  $P_v$ , and  $P_z$ , say  $P_u$  and  $P_v$ , are single vertices, as in Fig. 8(c). We describe how to construct  $\lambda_u(G)$  and  $\lambda_z(G)$ ; the construction of  $\lambda_v(G)$  is analogous to the one of  $\lambda_u(G)$ . Curve  $\lambda_z(G)$  consists of curves  $\lambda_z^0, \lambda_z^1, \lambda_z^2$ . Curve  $\lambda_z^0$  lies inside  $C_{uz}$  and connects  $p_{uz}$  with  $p_{uz'}$ ; curve  $\lambda_z^1$  coincides with  $\lambda_{z'}(H)$ ; curve  $\lambda_z^2$  lies inside  $C_{vz}$  and connects  $p_{vz'}$  with  $p_{vz}$ . Curves  $\lambda_z^0$  and  $\lambda_z^2$  are constructed as in Lemma 1. Curve  $\lambda_u(G)$  is constructed as follows.

- If  $Z > 2$ , then  $\lambda_u(G)$  consists of curves  $\lambda_u^0, \dots, \lambda_u^3$ . Curve  $\lambda_u^0$  lies inside  $C_{uz}$  and connects  $p_{uz}$  with  $z_2$ , which is internal to  $P_z$  since  $Z > 2$ ; curve  $\lambda_u^1$  coincides with path  $(z_2, \dots, z_{Z-1})$  (the path consists of a single vertex if  $Z = 3$ ); curve  $\lambda_u^2$  lies inside  $C_{vz}$  and connects  $z_{Z-1}$  with  $p_{vz'}$ ; finally, curve  $\lambda_u^3$  coincides with  $\lambda_{v'}(H)$ . Curves  $\lambda_u^0$  and  $\lambda_u^2$  are constructed as in Lemma 1.
- If  $Z = 2$ , then  $\lambda_u(G)$  consists of curves  $\lambda_u^0, \lambda_u^1, \lambda_u^2$ . Curve  $\lambda_u^0$  lies inside  $C_{uz}$  and connects  $p_{uz}$  with  $p_{zz'}$ ; curve  $\lambda_u^1$  lies inside  $C_{vz}$  and connects  $p_{zz'}$  with  $p_{vz'}$ ; curve  $\lambda_u^2$  coincides with  $\lambda_{v'}(H)$ . Curves  $\lambda_u^0$  and  $\lambda_u^1$  are constructed as in Lemma 1.

We continue with proofs for Lemmata 2 and 3.

**Lemma 2.** *Curves  $\lambda_u(G)$ ,  $\lambda_v(G)$ , and  $\lambda_z(G)$  are good.*

**Proof:** We prove that  $\lambda_u(G)$  is good by induction on  $m$ ; the proof for  $\lambda_v(G)$  and  $\lambda_z(G)$  is analogous. If  $m \leq 1$  the statement is trivial. If  $m > 1$ , then the central vertex  $w$  of  $G$  is of one of types B–D.

If  $w$  is of type C or D, then  $\lambda_u(G)$  is composed of the three curves  $\lambda_v(G_1)$ ,  $\lambda_w(G_3)$ , and  $\lambda_z(G_2)$ , each of which is good by induction. By construction,  $\lambda_u(G)$  intersects edges  $(u, v)$ ,  $(v, w)$ ,  $(z, w)$ , and  $(u, z)$  at points  $p_{uv}$ ,  $p_{vw}$ ,  $p_{zw}$ , and  $p_{uz}$ , respectively, and does not intersect edges  $(v, z)$  and  $(u, w)$  at all. Consider an edge  $e$  internal to  $G_1$ . Curves  $\lambda_w(G_3)$  and  $\lambda_z(G_2)$  have no intersection with the region of the plane inside cycle  $(u, v, w)$ ; further,  $\lambda_u(G)$  does not pass through  $u$ ,  $v$ , or  $w$ . Hence,  $\lambda_u(G)$  contains  $e$  or intersects at most once  $e$ , given that  $\lambda_v(G_1)$

is good. Analogously,  $\lambda_u(G)$  contains or intersects at most once every internal edge of  $G_2$  and  $G_3$ .

Assume now that  $w$  is of type B. We prove that, for every edge  $e$  of  $G$ , curve  $\lambda_u(G)$  either contains  $e$  or intersects  $e$  at most once.

- By construction,  $\lambda_u(G)$  intersects each of  $(u, v)$ ,  $(u, z)$ ,  $(v, z)$ ,  $(u', v')$ ,  $(u', z')$ , and  $(v', z')$  at most once. Also,  $\lambda_u(G)$  has no intersection with any edge of path  $P_u$ .
- Consider an edge  $e$  internal to  $H$ . The curves that compose  $\lambda_u(G)$  and that lie inside  $C_{uv}$ ,  $C_{uz}$ , or  $C_{vz}$ , or that coincide with a subpath of  $P_v$  or  $P_z$  have no intersection with the region of the plane inside cycle  $(u', v', z')$ ; further,  $\lambda_u(G)$  does not pass through  $u'$ ,  $v'$ , or  $z'$ . Hence,  $\lambda_u(G)$  contains  $e$  or intersects at most once  $e$ , given that  $\lambda_{u'}(H)$ ,  $\lambda_{v'}(H)$ , and  $\lambda_{z'}(H)$  are good.
- Consider an edge  $e = (v_j, v_{j+1}) \in P_v$  (the argument for the edges in  $P_z$  is analogous). If  $\lambda_u(G)$  has no intersection with  $P_v$ , then it has no intersection with  $e$ . If  $\lambda_u(G)$  intersects  $P_v$  and  $V > 2$ , then it contains  $e$  (if  $2 \leq j \leq V-2$ ), or it intersects  $e$  only at  $v_{j+1}$  (if  $j = 1$ ), or it intersects  $e$  only at  $v_j$  (if  $j = V-1$ ). Finally, if  $\lambda_u(G)$  intersects  $P_v$  and  $V = 2$ , then  $\lambda_u(G)$  properly crosses  $e$  at  $p_{vv'}$ .
- We prove that  $\lambda_u(G)$  intersects at most once the edges inside  $C_{uv}$  (the argument for the edges inside  $C_{uz}$  or  $C_{vz}$  is analogous). Recall that, since  $P_u$  and  $P_v$  are induced, every edge inside  $C_{uv}$  connects a vertex of  $P_u$  and a vertex of  $P_v$ . Assume that  $\lambda_u(G)$  contains a curve  $\lambda_u^0$  inside  $C_{uv}$  that connects  $p_{uv}$  with  $v_2$ , a curve  $\lambda_u^1$  that coincides with path  $(v_2, \dots, v_{V-1})$ , and a curve  $\lambda_u^2$  inside  $C_{uv}$  that connects  $v_{V-1}$  with  $p_{u'v'}$ , as in Fig. 8(b); all the other cases are simpler to handle.
  - Consider any edge  $e$  incident to  $v_1$  inside  $C_{uv}$ . Curve  $\lambda_u^0$  intersects  $e$  once – in fact the end-points of  $\lambda_u^0$  alternate with those of  $e$  along  $C_{uv}$ , hence  $\lambda_u^0$  intersects  $e$ ; moreover,  $\lambda_u^0$  and  $e$  do not intersect more than once by Lemma 1. Path  $(v_2, \dots, v_{V-1})$ , and hence curve  $\lambda_u^1$  that coincides with it, has no intersection with  $e$ , since the end-vertices of  $e$  are not in  $v_2, \dots, v_{V-1}$ . Further, curve  $\lambda_u^2$  has no intersection with  $e$  – in fact the end-points of  $\lambda_u^2$  do not alternate with those of  $e$  along  $C_{uv}$ , hence if  $\lambda_u^2$  and  $e$  intersected, they would intersect at least twice, which is not possible by Lemma 1. Thus,  $\lambda_u(G)$  intersects  $e$  once.
  - Analogously, every edge  $e$  incident to  $v_V$  inside  $C_{uv}$  has no intersection with  $\lambda_u^0$ , no intersection with  $\lambda_u^1$ , and one intersection with  $\lambda_u^2$ , hence  $\lambda_u(G)$  intersects  $e$  once.
  - Finally, consider any edge  $e$  incident to  $v_j$ , with  $2 \leq j \leq V-1$ . Curve  $\lambda_u^0$  and  $\lambda_u^2$  have no intersection with  $e$  – in fact the end-points of each of these curves do not alternate with those of  $e$  along  $C_{uv}$ , hence each of these curves does not intersect  $e$  by Lemma 1. Further,  $\lambda_u^1$  contains an end-vertex of  $e$  and thus it intersects  $e$  once. It follows that  $\lambda_u(G)$  intersects  $e$  once.

This concludes the proof of the lemma. □

**Lemma 3.** *The following hold true if  $m \geq 1$ :*

- (1)  $a(G) + b(G) + c(G) + d(G) = m$ ;
- (2)  $a(G) = c(G) + 2d(G) + 1$ ;
- (3)  $h(G) \leq 2c(G) + 3d(G) + 1$ ;
- (4)  $x(G) \leq b(G)$ ;
- (5)  $x(G) \leq 3h(G)$ ; and
- (6)  $s(G) \geq 3a(G) + b(G) - x(G)$ .

**Proof:** (1)  $a(G) + b(G) + c(G) + d(G) = m$ . This equality follows from the fact that every internal vertex of  $G$  is of one of types A–D.

(2)  $a(G) = c(G) + 2d(G) + 1$ . We use induction on  $m$ . If  $m = 1$  the statement is easily proved, as then the only internal vertex  $w$  of  $G$  is of type A, hence  $a(G) = 1$  and  $c(G) = d(G) = 0$ . If  $m > 1$ , then the central vertex  $w$  of  $G$  is of one of types B–D.

Suppose first that  $w$  is of type B. Also, suppose that  $G_1$  has internal vertices; the other cases are analogous. Since  $w$  is of type B, we have  $a(G) = a(G_1)$ ,  $c(G) = c(G_1)$ , and  $d(G) = d(G_1)$ . Hence,  $a(G) = a(G_1) = c(G_1) + 2d(G_1) + 1 = c(G) + 2d(G) + 1$ ; the second equality holds by induction.

Suppose next that  $w$  is of type C. Also, suppose that  $G_1$  and  $G_2$  have internal vertices; the other cases are analogous. Since  $w$  is of type C, we have  $a(G) = a(G_1) + a(G_2)$ ,  $c(G) = c(G_1) + c(G_2) + 1$ , and  $d(G) = d(G_1) + d(G_2)$ . Hence,  $a(G) = a(G_1) + a(G_2) = (c(G_1) + 2d(G_1) + 1) + (c(G_2) + 2d(G_2) + 1) = (c(G_1) + c(G_2) + 1) + 2(d(G_1) + d(G_2)) + 1 = c(G) + 2d(G) + 1$ ; the second equality holds by induction.

Suppose finally that  $w$  is of type D. Then we have  $a(G) = a(G_1) + a(G_2) + a(G_3)$ ,  $c(G) = c(G_1) + c(G_2) + c(G_3)$ , and  $d(G) = d(G_1) + d(G_2) + d(G_3) + 1$ . Hence,  $a(G) = a(G_1) + a(G_2) + a(G_3) = (c(G_1) + 2d(G_1) + 1) + (c(G_2) + 2d(G_2) + 1) + (c(G_3) + 2d(G_3) + 1) = (c(G_1) + c(G_2) + c(G_3)) + 2(d(G_1) + d(G_2) + d(G_3)) + 1 + 1 = c(G) + 2d(G) + 1$ ; the second equality holds by induction.

(3)  $h(G) \leq 2c(G) + 3d(G) + 1$ . We use induction on  $m$ . If  $m = 1$ , then the only internal vertex  $w$  of  $G$  is of type A, hence  $h(G) = 0 < 1 = 2c(G) + 3d(G) + 1$ . If  $m > 1$ , then the central vertex  $w$  of  $G$  is of one of types B–D.

Suppose first that  $w$  is of type C. Also, suppose that  $G_1$  and  $G_2$  have internal vertices; the other cases are analogous. Since  $w$  is of type C, we have  $h(G) = h(G_1) + h(G_2)$ ,  $c(G) = c(G_1) + c(G_2) + 1$ , and  $d(G) = d(G_1) + d(G_2)$ . Hence,  $h(G) = h(G_1) + h(G_2) \leq (2c(G_1) + 3d(G_1) + 1) + (2c(G_2) + 3d(G_2) + 1) = 2(c(G_1) + c(G_2) + 1) + 3(d(G_1) + d(G_2)) = 2c(G) + 3d(G) < 2c(G) + 3d(G) + 1$ ; the second inequality holds by induction.

Second, if  $w$  is of type D, we have  $h(G) = h(G_1) + h(G_2) + h(G_3)$ ,  $c(G) = c(G_1) + c(G_2) + c(G_3)$ , and  $d(G) = d(G_1) + d(G_2) + d(G_3) + 1$ . Hence,  $h(G) = h(G_1) + h(G_2) + h(G_3) \leq (2c(G_1) + 3d(G_1) + 1) + (2c(G_2) + 3d(G_2) + 1) + (2c(G_3) + 3d(G_3) + 1) = 2(c(G_1) + c(G_2) + c(G_3)) + 3(d(G_1) + d(G_2) + d(G_3)) + 1 = 2c(G) + 3d(G) < 2c(G) + 3d(G) + 1$ ; the second inequality holds by induction.

Finally, suppose that  $w$  is of type B. Then  $w_1 = w$  is the first vertex of a B-chain  $w_1, \dots, w_i$  of  $G$ . Recall that  $H$  is the only plane 3-tree child of  $w_i$  that has internal vertices. Let  $x$  be the central vertex of  $H$ . By the maximality of

$w_1, \dots, w_i$ , we have that  $x$  is not of type B, hence  $x$  is of type A, C, or D. If  $x$  is of type A, we have  $h(G) = 1$ ,  $c(G) = d(G) = 0$ , hence  $h(G) = 1 = 2c(G) + 3d(G) + 1$ .

If  $x$  is of type C, then let  $L_1$  and  $L_2$  be the children of  $H$  containing internal vertices. We have  $h(G) = h(L_1) + h(L_2) + 1$ ,  $c(G) = c(L_1) + c(L_2) + 1$ , and  $d(G) = d(L_1) + d(L_2)$ . Thus,  $h(G) = h(L_1) + h(L_2) + 1 \leq (2c(L_1) + 3d(L_1) + 1) + (2c(L_2) + 3d(L_2) + 1) + 1 = 2(c(L_1) + c(L_2) + 1) + 3(d(L_1) + d(L_2)) + 1 = 2c(G) + 3d(G) + 1$ ; the second inequality holds by induction.

Finally, if  $x$  is of type D, then let  $L_1$ ,  $L_2$ , and  $L_3$  be the children of  $H$ . We have  $h(G) = h(L_1) + h(L_2) + h(L_3) + 1$ ,  $c(G) = c(L_1) + c(L_2) + c(L_3)$ , and  $d(G) = d(L_1) + d(L_2) + d(L_3) + 1$ . Thus,  $h(G) = h(L_1) + h(L_2) + h(L_3) + 1 \leq (2c(L_1) + 3d(L_1) + 1) + (2c(L_2) + 3d(L_2) + 1) + (2c(L_3) + 3d(L_3) + 1) + 1 = 2(c(L_1) + c(L_2) + c(L_3)) + 3(d(L_1) + d(L_2) + d(L_3) + 1) + 1 = 2c(G) + 3d(G) + 1$ ; the second inequality holds by induction.

(4)  $x(G) \leq b(G)$ . This inequality follows from the fact that  $x(G)$  is the number of vertices of type B of  $G$  none of  $\lambda_u(G)$ ,  $\lambda_v(G)$ , and  $\lambda_z(G)$  passes through, hence this number cannot be larger than the number of vertices of type B of  $G$ .

(5)  $x(G) \leq 3h(G)$ . Every internal vertex of  $G$  of type B belongs to a B-chain of  $G$ . Further, for every B-chain  $w_1, w_2, \dots, w_i$  of  $G$ , curves  $\lambda_u(G)$ ,  $\lambda_v(G)$ , and  $\lambda_z(G)$  pass through all of  $w_1, w_2, \dots, w_i$ , except for at most three vertices  $u' = u_U$ ,  $v' = v_V$ , and  $z' = z_Z$  (note that, in the description of the construction of  $\lambda_u(G)$ ,  $\lambda_v(G)$ , and  $\lambda_z(G)$  if  $w$  is of type B, vertices  $u$ ,  $v$ , and  $z$  are not among  $w_1, w_2, \dots, w_i$ ). Thus, the number  $x(G)$  of vertices of type B none of  $\lambda_u(G)$ ,  $\lambda_v(G)$ , and  $\lambda_z(G)$  passes through is at most three times the number  $h(G)$  of B-chains of  $G$ .

(6)  $s(G) \geq 3a(G) + b(G) - x(G)$ . We use induction on  $m$ . If  $m = 1$  then the only internal vertex  $w$  of  $G$  is of type A, hence  $a(G) = 1$  and  $b(G) = x(G) = 0$ . Further, by construction, each of  $\lambda_u(G)$ ,  $\lambda_v(G)$ , and  $\lambda_z(G)$  passes through  $w$ , hence  $s(G) = 3$ . Thus,  $s(G) = 3 = 3a(G) + b(G) - x(G)$ . If  $m > 1$ , then the central vertex  $w$  of  $G$  is of one of types B–D.

Suppose first that  $w$  is of type C. Also, suppose that  $G_1$  and  $G_2$  have internal vertices; the other cases are analogous. Since  $w$  is of type C, we have  $a(G) = a(G_1) + a(G_2)$ ,  $b(G) = b(G_1) + b(G_2)$ , and  $x(G) = x(G_1) + x(G_2)$ . By construction, curves  $\lambda_u(G)$ ,  $\lambda_v(G)$ , and  $\lambda_z(G)$  contain all of  $\lambda_u(G_1)$ ,  $\lambda_v(G_1)$ ,  $\lambda_w(G_1)$ ,  $\lambda_u(G_2)$ ,  $\lambda_z(G_2)$ , and  $\lambda_w(G_2)$ . It follows that  $s(G) = s(G_1) + s(G_2) \geq (3a(G_1) + b(G_1) - x(G_1)) + (3a(G_2) + b(G_2) - x(G_2)) = 3(a(G_1) + a(G_2)) + (b(G_1) + b(G_2)) - (x(G_1) + x(G_2)) = 3a(G) + b(G) - x(G)$ ; the second inequality follows by induction.

Suppose next that  $w$  is of type D. Then we have  $a(G) = a(G_1) + a(G_2) + a(G_3)$ ,  $b(G) = b(G_1) + b(G_2) + b(G_3)$ , and  $x(G) = x(G_1) + x(G_2) + x(G_3)$ . By construction, curves  $\lambda_u(G)$ ,  $\lambda_v(G)$ , and  $\lambda_z(G)$  contain all of  $\lambda_u(G_1)$ ,  $\lambda_v(G_1)$ ,  $\lambda_w(G_1)$ ,  $\lambda_u(G_2)$ ,  $\lambda_z(G_2)$ ,  $\lambda_w(G_2)$ ,  $\lambda_v(G_3)$ ,  $\lambda_z(G_3)$ , and  $\lambda_w(G_3)$ . It follows that  $s(G) = s(G_1) + s(G_2) + s(G_3) \geq (3a(G_1) + b(G_1) - x(G_1)) + (3a(G_2) + b(G_2) - x(G_2)) + (3a(G_3) + b(G_3) - x(G_3)) = 3(a(G_1) + a(G_2) + a(G_3)) + (b(G_1) + b(G_2) + b(G_3)) - (x(G_1) + x(G_2) + x(G_3)) = 3a(G) + b(G) - x(G)$ ; the second inequality follows by induction.

Suppose finally that  $w$  is of type B. Then  $w_1 = w$  is the first vertex of a B-chain  $w_1, \dots, w_i$  of  $G$  and  $H$  is the only plane 3-tree child of  $w_i$  that has internal vertices. Every internal vertex of  $G$  of type A is internal to  $H$ , hence  $a(G) = a(H)$ . Every internal vertex of  $G$  of type B is either an internal vertex of  $H$  of type B, or is one among  $w_1, \dots, w_i$ ; hence  $b(G) = b(H) + i$ . Since  $\lambda_u(G)$ ,  $\lambda_v(G)$ , and  $\lambda_z(G)$  contain all of  $\lambda_{u'}(H)$ ,  $\lambda_{v'}(H)$ , and  $\lambda_{z'}(H)$ , we have that  $s(G)$  is greater than or equal to  $s(H)$  plus the number of vertices among  $w_1, \dots, w_i$  curves  $\lambda_u(G)$ ,  $\lambda_v(G)$ , and  $\lambda_z(G)$  pass through; for the same reason,  $x(G)$  is equal to  $x(H)$  plus the number of vertices among  $w_1, \dots, w_i$  none of  $\lambda_u(G)$ ,  $\lambda_v(G)$ , and  $\lambda_z(G)$  passes through. By construction,  $\lambda_u(G)$ ,  $\lambda_v(G)$ , and  $\lambda_z(G)$  do not pass through at most three vertices among  $w_1, \dots, w_i$ , hence  $x(G) \leq x(H) + 3$  and  $s(G) \geq s(H) + i - 3$ . Thus, we have  $s(G) \geq s(H) + i - 3 \geq 3a(H) + b(H) - x(H) + i - 3 = 3a(H) + (b(H) + i) - (x(H) + 3) \geq 3a(G) + b(G) - x(G)$ ; the second inequality follows by induction.  $\square$

We conclude this Appendix with the following proof.

**Theorem 5.** *Every collinear set in a plane 3-tree is also a free collinear set.*

**Proof:** Let  $G$  be an  $n$ -vertex plane 3-tree with external vertices  $u$ ,  $v$ , and  $z$  in this counter-clockwise order along cycle  $(u, v, z)$ . Consider any planar straight-line drawing  $\Psi$  of  $G$  and a horizontal line  $\ell$ . Label each vertex of  $G$  as  $\uparrow$ ,  $\downarrow$ , or  $=$  according to whether it lies above, below, or on  $\ell$ , respectively; let  $S$  be the set of vertices labeled  $=$ . Let  $E_\ell$  be the set of edges of  $G$  that properly cross  $\ell$  in  $\Psi$ ; thus, the edges in  $E_\ell$  have one end-vertex labeled  $\uparrow$  and one end-vertex labeled  $\downarrow$ . Let  $<_\Psi$  be the total ordering of  $S \cup E_\ell$  corresponding to the left-to-right order in which the vertices in  $S$  and the crossing points between the edges in  $E_\ell$  and  $\ell$  appear along  $\ell$  in  $\Psi$ .

Let  $X$  be any set of  $|S| + |E_\ell|$  distinct points on  $\ell$ . Each element in  $S \cup E_\ell$  is associated with a point in  $X$ : The  $i$ -th element of  $S \cup E_\ell$ , where the elements in  $S \cup E_\ell$  are ordered according to  $<_\Psi$ , is associated with the  $i$ -th point of  $X$ , where the points in  $X$  are in left-to-right order along  $\ell$ . Denote by  $X_S$  and  $X_E$  the subsets of the points in  $X$  associated to the vertices in  $S$  and to the edges in  $E_\ell$ , respectively; also, denote by  $q_x$  the point in  $X$  associated with a vertex  $x \in S$  and by  $q_{xy}$  the point in  $X$  associated with an edge  $(x, y) \in E_\ell$ .

We have the following claim, which directly implies Theorem 5. There exists a planar straight-line drawing  $\Gamma$  of  $G$  such that:

- (1)  $\Gamma$  respects the labeling – every vertex labeled  $\uparrow$ ,  $\downarrow$ , or  $=$  is above, below, or on  $\ell$ , respectively; and
- (2)  $\Gamma$  respects the ordering – every vertex in  $S$  is placed at its associated point in  $X_S$  and every edge in  $E_\ell$  crosses  $\ell$  at its associated point in  $X_E$ .

The proof of the claim is by induction on  $n$  and relies on a stronger inductive hypothesis, namely that  $\Gamma$  can be constructed for any planar straight-line drawing  $\Delta$  of cycle  $(u, v, z)$  such that:

- (i) the vertices  $p_u$ ,  $p_v$ , and  $p_z$  of  $\Delta$  representing  $u$ ,  $v$ , and  $z$  appear in this counter-clockwise order along  $\Delta$ ;

- (ii)  $\Delta$  respects the labeling – each of  $u$ ,  $v$ , and  $z$  is above, below, or on  $\ell$  if it has label  $\uparrow$ ,  $\downarrow$ , or  $=$ , respectively; and
- (iii)  $\Delta$  respects the ordering – every vertex in  $\{u, v, z\} \cap S$  lies at its associated point in  $X_S$  and every edge in  $\{(u, v), (u, z), (v, z)\} \cap E_\ell$  crosses  $\ell$  at its associated point in  $X_E$ .

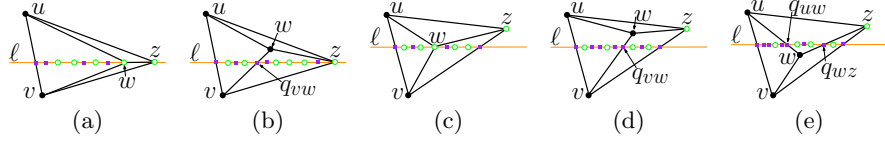
In the base case  $n = 3$ . Let  $\Delta$  be any planar straight-line drawing of cycle  $(u, v, z)$  satisfying properties (i)–(iii). Define  $\Gamma = \Delta$ ; then  $\Gamma$  is a planar straight-line drawing of  $G$  that respects the labeling and the ordering since  $\Delta$  satisfies properties (i)–(iii).

Now assume that  $n > 3$ ; let  $w$  be the central vertex of  $G$ , and let  $G_1$ ,  $G_2$ , and  $G_3$  be its children, where  $(u, v, w)$ ,  $(u, z, w)$ , and  $(v, z, w)$  are the cycles delimiting the outer faces of  $G_1$ ,  $G_2$ , and  $G_3$ , respectively. We distinguish some cases according to the labeling of  $u$ ,  $v$ ,  $z$ , and  $w$ . In every case we draw  $w$  at a point  $p_w$  and we draw straight-line segments from  $p_w$  to  $p_u$ ,  $p_v$ , and  $p_z$ , obtaining triangles  $\Delta_1 = (p_u, p_v, p_w)$ ,  $\Delta_2 = (p_u, p_z, p_w)$ , and  $\Delta_3 = (p_v, p_z, p_w)$ . We then use induction to construct planar straight-line drawings of  $G_1$ ,  $G_2$ , and  $G_3$  in which the cycles  $(u, v, w)$ ,  $(u, z, w)$ , and  $(v, z, w)$  delimiting their outer faces are represented by  $\Delta_1$ ,  $\Delta_2$ , and  $\Delta_3$ , respectively. Thus, we only need to ensure that each of  $\Delta_1$ ,  $\Delta_2$ , and  $\Delta_3$  satisfies properties (i)–(iii). In particular, property (i) is satisfied as long as  $p_w$  is in the interior of  $\Delta$ ; property (ii) is satisfied as long as  $p_w$  respects the labeling; and property (iii) is satisfied as long as  $p_w = q_w$ , if  $w \in S$ , and each edge in  $\{(u, w), (v, w), (z, w)\} \cap E_\ell$  crosses  $\ell$  at its associated point, if  $w \notin S$ .

If all of  $u$ ,  $v$ , and  $z$  have labels in the set  $\{\uparrow, =\}$ , then all the internal vertices of  $G$  have label  $\uparrow$ , by the planarity of  $\Psi$ , and the interior of  $\Delta$  is above  $\ell$ . Let  $p_w$  be any point in the interior of  $\Delta$  (ensuring properties (i)–(ii) for  $\Delta_1$ ,  $\Delta_2$ , and  $\Delta_3$ ). Also,  $w \notin S$  and  $(u, w), (v, w), (z, w) \notin E_\ell$ , thus property (iii) is satisfied for  $\Delta_1$ ,  $\Delta_2$ , and  $\Delta_3$ .

The case in which all of  $u$ ,  $v$ , and  $z$  have labels in the set  $\{\downarrow, =\}$  is symmetric. If none of these cases applies, we can assume w.l.o.g. that  $u$  has label  $\uparrow$  and  $v$  has label  $\downarrow$ .

- Suppose that  $z$  has label  $=$ . Since  $u$  has label  $\uparrow$ ,  $v$  has label  $\downarrow$ , and  $(u, v, z)$  has this counter-clockwise orientation in  $G$ , edge  $(u, v)$  and vertex  $z$  are respectively the first and the last element in  $S \cup E_\ell$  according to  $<_\Psi$ . Since  $\Delta$  satisfies properties (i)–(iii), points  $q_{uv}$  and  $q_z$  are respectively the leftmost and the rightmost point in  $X$ ; hence all the points in  $X - \{q_{uv}, q_z\}$  are in the interior of  $\Delta$ .
  - If  $w$  has label  $=$ , as in Fig. 9(a), then  $w$  is the last but one element in  $S \cup E_\ell$  according to  $<_\Psi$ , by the planarity of  $\Psi$  (note that edge  $(w, z)$  lies on  $\ell$ ). Since  $\Delta$  satisfies (i)–(iii), point  $q_w$  is the rightmost point in  $X - \{q_z\}$ . Let  $p_w = q_w$  (ensuring properties (i)–(ii) for  $\Delta_1$ ,  $\Delta_2$ , and  $\Delta_3$ ). Then  $w$  is at  $q_w$  and  $(u, w), (v, w), (z, w) \notin E_\ell$  (ensuring property (iii) for  $\Delta_1$ ,  $\Delta_2$ , and  $\Delta_3$ ).
  - If  $w$  has label  $\uparrow$ , as in Fig. 9(b), then edge  $(v, w)$  comes after edge  $(u, v)$  and before vertex  $z$  in  $S \cup E_\ell$  according to  $<_\Psi$ , since  $(v, w)$  is an internal



**Fig. 9.** Cases for the proof of Theorem 5. Line  $\ell$  is orange, points in  $X_S$  are green, and points in  $X_E$  are purple. (a)  $z$  and  $w$  have label  $=$ ; (b)  $z$  has label  $=$  and  $w$  has label  $\uparrow$ ; (c)  $z$  has label  $\uparrow$  and  $w$  has label  $=$ ; (d)  $z$  and  $w$  have label  $\uparrow$ ; and (e)  $z$  has label  $\uparrow$  and  $w$  has label  $\downarrow$ .

edge of  $G$  and  $\Psi$  is planar. Since  $\Delta$  satisfies (i)–(iii), point  $q_{vw}$  is between  $q_{uv}$  and  $q_z$  on  $\ell$ . Draw a half-line  $h$  starting at  $v$  through  $q_{vw}$  and let  $p_w$  be any point in the interior of  $\Delta$  (ensuring property (i) for  $\Delta_1$ ,  $\Delta_2$ , and  $\Delta_3$ ) after  $q_{vw}$  on  $h$  (ensuring property (ii) for  $\Delta_1$ ,  $\Delta_2$ , and  $\Delta_3$ ). Then  $w \notin S$ ,  $(u, w), (z, w) \notin E_\ell$ , and the crossing point between  $(v, w)$  and  $\ell$  is  $q_{vw}$  (ensuring property (iii) for  $\Delta_1$ ,  $\Delta_2$ , and  $\Delta_3$ ).

- The case in which  $w$  has label  $\downarrow$  is symmetric to the previous one.
- Assume now that  $z$  has label  $\uparrow$ . Since  $u$  and  $z$  have label  $\uparrow$ , since  $v$  has label  $\downarrow$ , and since  $(u, v, z)$  has this counter-clockwise orientation in  $G$ , edges  $(u, v)$  and  $(v, z)$  are respectively the first and the last element in  $S \cup E_\ell$  according to  $\langle \psi \rangle$ . Since  $\Delta$  satisfies properties (i)–(iii), points  $q_{uv}$  and  $q_{vz}$  are respectively the leftmost and the rightmost point in  $X$ ; thus all the points in  $X - \{q_{uv}, q_{vz}\}$  are in the interior of  $\Delta$ .
  - If  $w$  has label  $=$ , as in Fig. 9(c), then vertex  $w$  comes after edge  $(u, v)$  and before edge  $(v, z)$  in  $S \cup E_\ell$  according to  $\langle \psi \rangle$ , since  $w$  is an internal vertex of  $G$  and  $\Psi$  is planar. Since  $\Delta$  satisfies (i)–(iii),  $q_w$  is between  $q_{uv}$  and  $q_{vz}$  on  $\ell$ . Let  $p_w = q_w$  (ensuring properties (i)–(ii) for  $\Delta_1$ ,  $\Delta_2$ , and  $\Delta_3$ ). Then  $w$  is at  $q_w$  and  $(u, w), (v, w), (z, w) \notin E_\ell$  (ensuring property (iii) for  $\Delta_1$ ,  $\Delta_2$ , and  $\Delta_3$ ).
  - If  $w$  has label  $\uparrow$ , as in Fig. 9(d), then edge  $(v, w)$  comes after edge  $(u, v)$  and before edge  $(v, z)$  in  $S \cup E_\ell$  according to  $\langle \psi \rangle$ , since  $(v, w)$  is an internal edge of  $G$  and  $\Psi$  is planar. Since  $\Delta$  satisfies (i)–(iii), point  $q_{vw}$  is between  $q_{uv}$  and  $q_{vz}$  on  $\ell$ . Draw a half-line  $h$  starting at  $v$  through  $q_{vw}$  and let  $p_w$  be any point in the interior of  $\Delta$  (ensuring property (i) for  $\Delta_1$ ,  $\Delta_2$ , and  $\Delta_3$ ) after  $q_{vw}$  on  $h$  (ensuring property (ii) for  $\Delta_1$ ,  $\Delta_2$ , and  $\Delta_3$ ). Then  $w \notin S$ ,  $(u, w), (z, w) \notin E_\ell$ , and the crossing point between  $(v, w)$  and  $\ell$  is  $q_{vw}$  (ensuring property (iii) for  $\Delta_1$ ,  $\Delta_2$ , and  $\Delta_3$ ).
  - If  $w$  has label  $\downarrow$ , as in Fig. 9(e), then edges  $(u, v)$ ,  $(u, w)$ ,  $(w, z)$ , and  $(v, z)$  come in this order in  $S \cup E_\ell$  according to  $\langle \psi \rangle$ , since  $(u, w)$  and  $(w, z)$  are internal edges of  $G$  and  $\Psi$  is planar. Since  $\Delta$  satisfies (i)–(iii),  $q_{uv}, q_{uw}, q_{wz}, q_{vz}$  appear in this left-to-right order on  $\ell$ . Let  $p_w$  be the intersection point between the line through  $u$  and  $q_{uw}$  and the line through  $z$  and  $q_{wz}$  (ensuring property (ii) for  $\Delta_1$ ,  $\Delta_2$ , and  $\Delta_3$ ); note that  $p_w$  is in the interior of  $\Delta$  (ensuring property (i) for  $\Delta_1$ ,  $\Delta_2$ , and  $\Delta_3$ ). Then  $w \notin S$ ,  $(v, w) \notin E_\ell$ , the crossing point between  $(v, w)$  and  $\ell$  is  $q_{vw}$ ,

and the crossing point between  $(w, z)$  and  $\ell$  is  $q_{wz}$  (ensuring property (iii) for  $\Delta_1$ ,  $\Delta_2$ , and  $\Delta_3$ ).

- The case in which  $z$  has label  $\downarrow$  is symmetric to the previous one.

This concludes the proof of the claim and hence of the theorem.  $\square$

## Appendix C: Omitted Proofs From Section 5

In this Appendix we show omitted proofs from Section 5. We start with the following.

**Lemma 5.** *Let  $(G, u, v, X)$  be a well-formed quadruple and  $\{a, b\}$  be a separation pair of  $G$  with  $a, b \in \beta_{uv}(G)$ . The  $\{a, b\}$ -component  $G_{ab}$  of  $G$  containing  $\beta_{ab}(G)$  either coincides with  $\beta_{ab}(G)$  or consists of :*

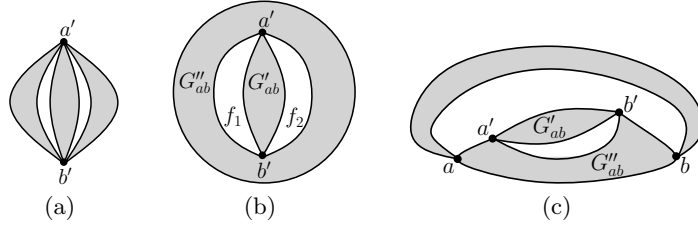
- a path  $P_0 = (a, \dots, u_1)$  (possibly a single vertex);
- for  $i = 1, \dots, k$  with  $k \geq 1$ , a biconnected component  $G_i$  of  $G_{ab}$  containing vertices  $u_i$  and  $v_i$ , where  $(G_i, u_i, v_i, X_i)$  is a well-formed quadruple with  $X_i = X \cap V(G_i)$ ;
- for  $i = 1, \dots, k - 1$ , a path  $P_i = (v_i, \dots, u_{i+1})$ , where  $u_{i+1} \neq v_i$ ; and
- a path  $P_k = (v_k, \dots, b)$  (possibly a single vertex).

**Proof:** If  $G$  contained more than two non-trivial  $\{a, b\}$ -components, then one of them would not contain any external vertex of  $G$  different from  $a$  and  $b$ , a contradiction to Property (e) of  $(G, u, v, X)$ . Thus,  $G$  contains two non-trivial  $\{a, b\}$ -components, one of which is  $G_{ab}$ . Possibly,  $G$  contains a trivial  $\{a, b\}$ -component which is an internal edge  $(a, b)$  of  $G$ . The statement is proved by induction on the size of  $G_{ab}$ .

In the base case,  $G_{ab}$  is a path between  $a$  and  $b$  or is a biconnected graph. In the former case,  $G_{ab}$  coincides with  $\beta_{ab}(G)$  and the statement of the lemma follows. In the latter case, the statement of the lemma follows with  $k = 1$ ,  $G_1 = G_{ab}$ ,  $P_0 = a$ , and  $P_k = b$ , as long as  $(G_{ab}, a, b, X_{ab})$  is a well-formed quadruple, where  $X_{ab} = X \cap V(G_{ab})$ . We now prove that this is indeed the case.

- Property (a):  $G_{ab}$  is biconnected by hypothesis and subcubic since  $G$  is subcubic.
- Property (b):  $a$  and  $b$  are external vertices of  $G_{ab}$  as they are external vertices of  $G$ .
- Property (c): the degree of  $a$  and  $b$  in  $G_{ab}$  is at least 2, by the biconnectivity of  $G_{ab}$ , and at most 2, since  $G$  is subcubic and since  $a$  and  $b$  have a neighbor in the non-trivial  $\{a, b\}$ -component of  $G$  different from  $G_{ab}$ .
- Property (d): if edge  $(a, b)$  is in  $G$ , then it forms a trivial  $\{a, b\}$ -component and it does not belong to  $G_{ab}$ , hence the property is trivially satisfied.
- Property (e): consider any separation pair  $\{a', b'\}$  of  $G_{ab}$ . If  $G_{ab}$  contained more than two non-trivial  $\{a', b'\}$ -components, as in Fig. 10(a), then one of them would be a non-trivial  $\{a', b'\}$ -component of  $G$  that contains no external vertex of  $G$  different from  $a'$  and  $b'$ , a contradiction to Property (e) of





**Fig. 10.** (a)  $G_{ab}$  contains more than two non-trivial  $\{a', b'\}$ -components. (b)  $G'_{ab}$  does not contain external vertices of  $G_{ab}$ . (c)  $a'$  and  $b'$  both belong to  $\tau_{ab}(G_{ab})$ .

$(G, u, v, X)$ . It follows that  $G_{ab}$  contains two non-trivial  $\{a', b'\}$ -components  $G'_{ab}$  and  $G''_{ab}$ .

There are at most two faces  $f_i$  of  $G_{ab}$ , with  $i = 1, 2$ , such that both  $G'_{ab}$  and  $G''_{ab}$  contain vertices different from  $a'$  and  $b'$  incident to  $f_i$ . If the outer face of  $G_{ab}$  was not one of  $f_1$  and  $f_2$ , as in Fig. 10(b), then one of  $G'_{ab}$  and  $G''_{ab}$  would be a non-trivial  $\{a', b'\}$ -component of  $G$  that contains no external vertex of  $G$  different from  $a'$  and  $b'$ , a contradiction to Property (e) of  $(G, u, v, X)$ . It follows that both  $G'_{ab}$  and  $G''_{ab}$  contain external vertices of  $G_{ab}$  different from  $a'$  and  $b'$ ; also,  $a'$  and  $b'$  are external vertices of  $G_{ab}$ . Now assume, for a contradiction, that  $a'$  and  $b'$  both belong to  $\tau_{ab}(G_{ab})$ , as in Fig. 10(c) (possibly  $a' = a$ , or  $b' = b$ , or both). Then  $a$  and  $b$  are both contained in the  $\{a', b'\}$ -component of  $G_{ab}$ , say  $G''_{ab}$ , containing  $\beta_{ab}(G_{ab})$ . It follows that  $G'_{ab}$  is a non-trivial  $\{a', b'\}$ -component of  $G$  containing no external vertex of  $G$  different from  $a'$  and  $b'$ , a contradiction to Property (e) of  $(G, u, v, X)$ . Hence, at least one of  $a'$  and  $b'$  is an internal vertex of  $\beta_{ab}(G_{ab})$ .

- Property (f): the vertices in  $X_{ab}$  have degree 2 in  $G_{ab}$  and are in  $\beta_{ab}(G_{ab})$  since they have degree 2 in  $G$  and are in  $\beta_{uv}(G)$ . Note that  $a, b \notin X$ ; indeed  $G_{ab}$  is biconnected and both  $a$  and  $b$  have neighbors not in  $G_{ab}$ , hence  $\delta_G(a) = \delta_G(b) = 3$ .

For the induction, we distinguish three cases.

In the first case  $a$  has a unique neighbor  $a'$  in  $G_{ab}$ . Then  $a'$  is an internal vertex of  $\beta_{uv}(G)$ . Since we are not in the base case,  $G_{ab}$  is not a simple path with two edges; hence,  $\{a', b\}$  is a separation pair of  $G$  satisfying the conditions of the lemma. Let  $G_{a'b}$  be the  $\{a', b\}$ -component of  $G$  containing  $\beta_{a'b}(G)$ . Then  $G_{ab}$  consists of  $G_{a'b}$  together with vertex  $a$  and edge  $(a, a')$  and induction applies to  $G_{a'b}$ . If  $G_{a'b}$  coincides with  $\beta_{a'b}(G)$ , then  $G_{ab}$  coincides with  $\beta_{ab}(G)$ , contradicting the fact that we are not in the base case. Hence,  $G_{a'b}$  consists of: (i) a path  $P'_0 = (a', \dots, u_1)$ ; (ii) for  $i = 1, \dots, k$  with  $k \geq 1$ , a biconnected component  $G_i$  of  $G_{a'b}$  that contains vertices  $u_i$  and  $v_i$  and such that  $(G_i, u_i, v_i, X_i)$  is a well-formed quadruple; (iii) for  $i = 1, \dots, k - 1$ , a path  $P_i = (v_i, \dots, u_{i+1})$ , where  $u_{i+1} \neq v_i$ ; and (iv) a path  $P_k = (v_k, \dots, b)$ . Then  $G_{ab}$  is composed of: (i) path  $(a, a') \cup P'_0$ ; (ii) for  $i = 1, \dots, k$ , the biconnected component  $G_i$  of  $G_{ab}$ ; (iii) for  $i = 1, \dots, k - 1$ , path  $P_i$ ; and (iv) path  $P_k$ .

The second case, in which  $b$  has a unique neighbor in  $G_{ab}$ , is symmetric to the first one.

In the third case, the degree of both  $a$  and  $b$  in  $G_{ab}$  is greater than 1. Let  $G_1$  be the biconnected component of  $G_{ab}$  containing  $a$ . Let  $H$  be the subgraph of  $G_{ab}$  induced by the vertices with incident edges not in  $G_1$ . We prove the following claim:  $b \notin V(G_1)$ , and  $H$  and  $G_1$  share a single vertex  $a' \neq b$ , which is an internal vertex of  $\beta_{uv}(G)$ .

Assume, for a contradiction, that  $b \in V(G_1)$ . Then  $G_{ab}$  is biconnected. Indeed, if  $G_1$  contains a cut-vertex of  $G_{ab}$ , then this cut-vertex is also a cut-vertex of  $G$ , since  $\{a, b\}$  is a separation pair of  $G$  and  $G_{ab}$  is an  $\{a, b\}$ -component of  $G$ ; however, by Property (a) of  $(G, u, v, X)$  graph  $G$  is biconnected. By the biconnectivity of  $G_{ab}$  and the maximality of  $G_1$  we have  $G_1 = G_{ab}$ ; hence, we are in the base case, a contradiction.

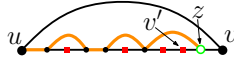
Every  $G_1 \cup \{b\}$ -bridge of  $G_{ab}$  has exactly one attachment in  $G_1$  and there is exactly one  $G_1 \cup \{b\}$ -bridge  $H$ ; otherwise,  $G_{ab}$  would contain a path not in  $G_1$  between two vertices of  $G_1$ , contradicting the maximality of  $G_1$ . Denote by  $a'$  the only attachment of  $H$  in  $G_1$ . Note that  $\delta_H(a') = 1$ , as  $\delta_{G_1}(a') \geq 2$  since  $G_1$  is biconnected. By the planarity of  $G$ , we have that  $a'$  is incident to the outer face of  $G_1$ , since  $a$  and  $b$  are both incident to the outer face of  $G$ . Since  $a'$  is the only attachment of  $H$  in  $G_1$ , it follows that  $a'$  is an internal vertex of  $\beta_{uv}(G)$ . This concludes the proof of the claim.

By the claim and since  $G_1$  and  $H$  are not single edges, given that the degree of both  $a$  and  $b$  in  $G_{ab}$  is greater than 1, it follows that  $\{a, a'\}$  and  $\{a', b\}$  are separation pairs of  $G$  satisfying the statement of the lemma, hence induction applies to  $G_1$  and  $H$ . In particular,  $(G_1, u_1, v_1, X_1)$  is a well-formed quadruple, with  $X_1 = X \cap V(G_1)$ ,  $u_1 = a$  and  $v_1 = a'$ . Further,  $H$  consists of: (i) for  $i = 1, \dots, k-1$  with  $k \geq 2$ , a path  $P_i = (v_i, \dots, u_{i+1})$  where  $u_{i+1} \neq v_i$ ; note that  $P_1 = (v_1 = a', \dots, u_2)$  satisfies  $u_2 \neq a'$  since  $\delta_H(a') = 1$ ; (ii) for  $i = 2, \dots, k$ , a biconnected component  $G_i$  of  $H$  containing vertices  $u_i$  and  $v_i$  (with  $v_k = b$ ) and such that  $(G_i, u_i, v_i, X_i)$  is a well-formed quadruple, with  $X_i = X \cap V(G_i)$ . Then  $G_{ab}$  is composed of: (i) a path  $P_0 = (a)$ ; (ii) for  $i = 1, \dots, k$  with  $k \geq 1$ , a biconnected component  $G_i$  that contains vertices  $u_i$  and  $v_i$  and such that  $(G_i, u_i, v_i, X_i)$  is a well-formed quadruple; (iii) for  $i = 1, \dots, k-1$ , a path  $P_i = (v_i, \dots, u_{i+1})$ , where  $u_{i+1} \neq v_i$ ; and (iv) a path  $P_k = (b)$ . This concludes the proof of the lemma.  $\square$

We continue with an extended version of the proof of Lemma 4. The proof is by induction on the size of the graph  $G$  in the given well-formed quadruple  $(G, u, v, X)$ .

In the base case,  $G$  is a simple cycle. Refer to Fig. 11. If  $u$  and  $v$  were not adjacent, then  $\{u, v\}$  would be a separation pair none of whose vertices is internal to  $\beta_{uv}(G)$ , contradicting Property (e) of  $(G, u, v, X)$ . Thus, edge  $(u, v)$  exists and coincides with  $\tau_{uv}(G)$  by Property (d). We now construct a proper good curve  $\lambda$ . Curve  $\lambda$  starts at  $u$ ; it then passes through all the vertices in  $V(G) - (X \cup \{v\})$  in the order in which they appear along  $\beta_{uv}(G)$  from  $u$  to  $v$ ; in particular, if two vertices in  $V(G) - (X \cup \{v\})$  are consecutive in  $\beta_{uv}(G)$ , then  $\lambda$  contains the edge between them. If the neighbor  $v'$  of  $v$  in  $\beta_{uv}(G)$  is not in  $X$ , then  $\lambda$  ends at  $v'$ ,

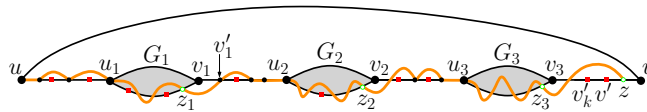
otherwise  $\lambda$  ends at a point  $z$  in the interior of edge  $(v, v')$ . Charge  $v$  to  $u$  and note that  $v$  is the only vertex in  $V(G) - X$  that is not on  $\lambda$ . It is easy to see that  $\lambda$  is a proper good curve satisfying Properties (1)–(6).



**Fig. 11.** Base case for the proof of Lemma 4.

Next we describe the inductive cases. In the description of each inductive case, we implicitly assume that none of the previously described cases applies.

**Case 1:** edge  $(u, v)$  exists. Refer to Fig. 12. By Property (d) of  $(G, u, v, X)$  edge  $(u, v)$  coincides with  $\tau_{uv}(G)$ . By Property (c), vertex  $v$  has a unique neighbor  $v'$ . Since  $G$  is not a simple cycle with length three,  $\{u, v'\}$  is a separation pair of  $G$  to which Lemma 5 applies. If the  $\{u, v'\}$ -component of  $G$  containing  $\beta_{uv'}(G)$  coincided with  $\beta_{uv'}(G)$ , then  $G$  would be a simple cycle, a contradiction to the fact that we are not in the base case. Hence, the graph  $G'$  obtained from  $G$  by removing edge  $(u, v)$  consists of: (i) a path  $P_0 = (u, \dots, u_1)$ ; (ii) for  $i = 1, \dots, k$  with  $k \geq 1$ , a biconnected component  $G_i$  of  $G'$  that contains vertices  $u_i$  and  $v_i$  and such that  $(G_i, u_i, v_i, X_i)$  is a well-formed quadruple, where  $X_i = X \cap V(G_i)$ ; (iii) for  $i = 1, \dots, k - 1$ , a path  $P_i = (v_i, \dots, u_{i+1})$ , where  $u_{i+1} \neq v_i$ ; and (iv) a path  $P_k = (v_k, \dots, v)$ . Inductively compute a curve  $\lambda_i$  satisfying the properties of Lemma 4 for each quadruple  $(G_i, u_i, v_i, X_i)$ . We construct a proper good curve  $\lambda$  for  $(G, u, v, X)$  as follows.



**Fig. 12.** Case 1 of the proof of Lemma 4 with  $k = 3$ .

- Curve  $\lambda$  starts at  $u$ .
- It then passes through all the vertices in  $V(P_0) \setminus X$  in the order as they appear along  $\beta_{uv}(G)$  from  $u$  to  $u_1$ ; note that  $u_1 \notin X$ , since  $\delta_G(u_1) = 3$ , hence  $\lambda$  passes through  $u_1$ ; this part of  $\lambda$  lies in the internal face of  $G$  incident to edge  $(u, v)$ .
- Suppose that  $\lambda$  has been constructed up to a vertex  $u_i$ , for some  $1 \leq i \leq k$ . Then  $\lambda$  contains  $\lambda_i$ , which terminates at a point  $z_i$  on  $\beta_{u_i v_i}(G_i)$ .

- Suppose that  $\lambda$  has been constructed up to a point  $z_i$  on  $\beta_{u_i v_i}(G_i)$ , for some  $1 \leq i \leq k-1$ . Then  $\lambda$  continues with a curve in the outer face of  $G$  from  $z_i$  to the neighbor  $v'_i$  of  $v_i$  in  $P_i$  (if  $v'_i \notin X$ , as with  $i = 1$  in Fig. 12) or from  $z_i$  to a point in the interior of edge  $(v_i, v'_i)$  (if  $v'_i \in X$ , as with  $i = 2$  in Fig. 12).
- Suppose that  $\lambda$  has been constructed up to a point on edge  $(v_i, v'_i)$  (possibly coinciding with  $v'_i$ ), for some  $1 \leq i \leq k-1$ . Then  $\lambda$  passes through all the vertices in  $V(P_i) \setminus (X \cup \{v_i\})$  in the order as they appear along  $\beta_{uv}(G)$  from  $v_i$  to  $u_{i+1}$ ; note that  $u_{i+1} \notin X$ , since  $\delta_G(u_{i+1}) = 3$ , hence  $\lambda$  passes through  $u_{i+1}$ ; this part of  $\lambda$  lies in the internal face of  $G$  incident to edge  $(u, v)$ .
- Finally, suppose that  $\lambda$  has been constructed up to a point  $z_k$  on  $\beta_{u_k v_k}(G_k)$ . If the neighbor  $v'_k$  of  $v_k$  in  $P_k$  is  $v$ , then  $\lambda$  terminates at  $z_k$ . Otherwise,  $\lambda$  continues with a curve in the outer face of  $G$  from  $z_k$  to  $v'_k$  (if  $v'_k \notin X$ ) or from  $z_k$  to a point in the interior of edge  $(v_k, v'_k)$  (if  $v'_k \in X$ ). Then  $\lambda$  passes through all the vertices in  $V(P_k) \setminus (X \cup \{v_k, v\})$  in the order as they appear along  $\beta_{uv}(G)$  from  $v_k$  to  $v$ . If  $v' \in X$ , then  $\lambda$  terminates at a point  $z$  along edge  $(v', v)$ , otherwise  $\lambda$  terminates at  $v'$ .

Curve  $\lambda$  satisfies Properties (1)–(5) of Lemma 4. In particular, the part of  $\lambda$  from  $z_i$  to a point on edge  $(v_i, v'_i)$  can be drawn without causing self-intersections because  $\lambda_i$  satisfies Properties (2), (3), and (5) by induction; in fact, these properties ensure that  $z_i$  and  $v'_i$  are both incident to  $R_{G, \lambda_i}$ . For  $i = 1, \dots, k$ , the charge of the vertices in  $(N_\lambda \cap V(G_i))$  to the vertices in  $L_\lambda \cap V(G_i)$  is determined inductively, thus each vertex in  $L_\lambda \cap V(G_i)$  is charged with at most three vertices; charge  $v$  to  $u$  and observe that Property (6) is satisfied by the constructed charging scheme.

If Case 1 does not apply, then consider the graph  $G' = G - \{v\}$ . Since  $\{u, v\}$  is not a separation pair of  $G$ , then  $u$  is not a cut-vertex of  $G'$ . Let  $H$  be the biconnected component of  $G'$  containing  $u$ . We have the following claim.

**Claim 1** *Graph  $G$  has two  $H \cup \{v\}$ -bridges  $B_1$  and  $B_2$ ; further, each of  $B_1$  and  $B_2$  has two attachments, one of which is  $v$ ; finally, one of  $B_1$  and  $B_2$  is an edge of  $\tau_{uv}(G)$ .*

**Proof:** First, each  $H \cup \{v\}$ -bridge  $B_i$  of  $G$  has at most one attachment  $y_i$  in  $H$ , as otherwise  $B_i$  would contain a path (not passing through  $v$ ) between two vertices of  $H$ , and  $H$  would not be maximal.

Second, if  $B_i$  had no attachment in  $H$ , then  $v$  would be a cut-vertex of  $G$ , whereas  $G$  is biconnected. Also, if  $v$  was not an attachment of  $B_i$ , then  $y_i$  would be a cut-vertex of  $G$ , whereas  $G$  is biconnected. Hence,  $B_i$  has two attachments, namely  $v$  and  $y_i$ . Further, if there was a single  $H \cup \{v\}$ -bridge  $B_i$ , then  $y_i$  would be a cut-vertex of  $G$ , whereas  $G$  is biconnected. This and  $\delta_G(v) = 2$  imply that  $G$  has two  $H \cup \{v\}$ -bridges  $B_1$  and  $B_2$ .

Finally, one of  $y_1$  and  $y_2$ , say  $y_1$ , belongs to  $\tau_{uv}(G)$ , while the other one, say  $y_2$ , belongs to  $\beta_{uv}(G)$ . Hence, if  $B_1$  was not a trivial  $H \cup \{v\}$ -bridge, then  $\{y_1, v\}$  would be a separation pair none of whose vertices is internal to  $\beta_{uv}(G)$ , whereas  $(G, u, v, X)$  is a well-formed quadruple. This concludes the proof of the claim.  $\square$

By Claim 1 graph  $G$  is composed of three subgraphs: a biconnected graph  $H$ , an edge  $B_1 = (y_1, v)$ , and a graph  $B_2$ , where  $H$  and  $B_1$  share vertex  $y_1$ ,  $H$  and  $B_2$  share vertex  $y_2$ , and  $B_1$  and  $B_2$  share vertex  $v$ . Before proceeding with the case distinction, we argue about the structure of  $H$ . Let  $X' = \{y_2\} \cup (X \cap V(H))$ . We have the following.

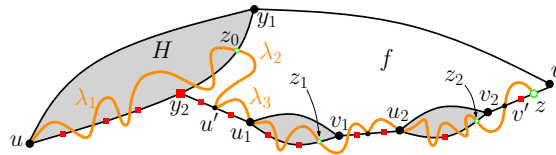
**Claim 2**  $(H, u, y_1, X')$  is a well-formed quadruple.

**Proof:** Properties (a)–(c) are trivially satisfied by  $(H, u, y_1, X')$ . Concerning Property (d), if edge  $(u, y_1)$  exists, then it is either  $\tau_{uy_1}(H)$  or  $\beta_{uy_1}(H)$ , since  $\delta_H(u) = 2$ . However,  $(u, y_1) \notin \beta_{uy_1}(H)$ , since  $y_2 \in \beta_{uy_1}(H)$  and  $y_2 \neq u, y_1$ .

Next, we discuss Property (e). Consider any separation pair  $\{a, b\}$  of  $H$ . First, if  $a$  was not an external vertex of  $H$ , then  $\{a, b\}$  would also be a separation pair of  $G$  such that  $a$  is not an external vertex of  $G$ ; this would contradict Property (e) of  $(G, u, v, X)$ . Second, if both  $a$  and  $b$  were in  $\tau_{uy_1}(H)$ , then  $\{a, b\}$  would be a separation pair of  $G$  whose vertices are both in  $\tau_{uv}(G)$ , given that  $\tau_{uy_1}(H) \subset \tau_{uv}(G)$ ; again, this would contradict Property (e) of  $(G, u, v, X)$ . Third, if an  $\{a, b\}$ -component  $H_{ab}$  of  $H$  contained no external vertex of  $H$  different from  $a$  and  $b$ , then  $H_{ab}$  would also be an  $\{a, b\}$ -component of  $G$  containing no external vertex of  $G$  different from  $a$  and  $b$ , again contradicting Property (e) of  $(G, u, v, X)$ .

Finally, we deal with Property (f). The vertices in  $X \cap X'$  have degree 2 in  $H$  since they have degree 2 in  $G$  and are internal to  $\beta_{uy_1}(H)$  since they are internal to  $\beta_{uv}(G)$ . Further, we have that  $\delta_H(y_2) = 2$  since  $H$  is biconnected, since  $\delta_H(y_2) < \delta_G(y_2)$  (given that  $y_2$  has a neighbor in  $B_2$  not in  $H$ ), and since  $\delta_G(y_2) \leq 3$ . Also,  $y_2$  is an internal vertex of  $\beta_{uy_1}(H)$ , since it is an internal vertex of  $\beta_{uv}(G)$  and is in  $H$ . This concludes the proof of the claim.  $\square$

**Case 2:**  $B_2$  contains a vertex not in  $X \cup \{v, y_2\}$ . Refer to Fig. 13. Curve  $\lambda$  will be composed of three curves  $\lambda_1, \lambda_2$ , and  $\lambda_3$ .



**Fig. 13.** Case 2 of the proof of Lemma 4.

Curve  $\lambda$  starts at  $u$ . By Claim 2, a curve  $\lambda_1$  satisfying the properties of Lemma 4 can be inductively constructed for  $(H, u, y_1, X')$ . Notice that  $y_2 \in X'$ , thus  $\lambda_1$  terminates at a point  $z_0$  in  $\beta_{y_2 y_1}(H)$ , by Property (2) of  $\lambda_1$ .

Curve  $\lambda_2$  lies in the internal face  $f$  of  $G$  incident to edge  $(y_1, v)$  and connects  $z_0$  with a vertex  $u'$  in  $B_2$  determined as follows. Traverse  $\beta_{uv}(G)$  from  $y_2$  to  $v$  and let  $u' \neq y_2$  be the first encountered vertex not in  $X$ . By Property (f)

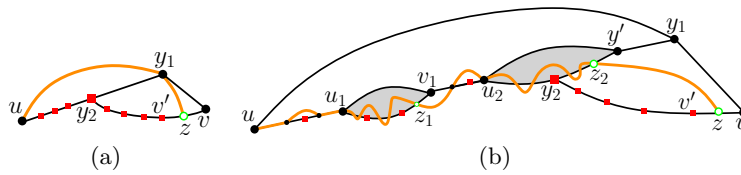
of  $(G, u, v, X)$ , every vertex in  $X \cap V(B_2)$  has degree 2 in  $G$  and in  $B_2$ ; also,  $\delta_{B_2}(y_2) = \delta_{B_2}(v) = 1$ . If all the internal vertices of  $\beta_{y_2v}(G)$  belong to  $X$ , then  $B_2$  is a path whose internal vertices are in  $X$ , a contradiction to the hypothesis of Case 2. Hence,  $u' \neq v$ ,  $\beta_{y_2u'}(G)$  is induced in  $B_2$ ,  $u'$  is incident to  $f$ , and the interior of  $\lambda_2$  crosses no edge of  $G$ . It is vital here that  $\lambda_1$  satisfies Properties (3)–(5), ensuring that  $y_2$  is not on  $\lambda_1$  and that the edge incident to  $y_2$  in  $B_2$  is in  $R_{G,\lambda_1}$ . Thus, if such an edge is  $(y_2, u')$ , still  $\lambda$  intersects it only once.

Curve  $\lambda_3$  connects  $u'$  with a point  $z \neq y_2, v$  on  $\beta_{y_2v}(G)$ . Note that  $\{y_2, v\}$  is a separation pair of  $G$ , since by hypothesis  $B_2$  is not an edge; further,  $y_2$  and  $v$  both belong to  $\beta_{uv}(G)$ . Hence Lemma 5 applies and curve  $\lambda_3$  is constructed as in Case 1.

Curve  $\lambda$  satisfies Properties (1)–(5) of Lemma 4. We determine inductively the charge of the vertices in  $(N_\lambda \cap V(H)) - \{y_2\}$  to the vertices in  $L_\lambda \cap V(H)$ , and the charge of the vertices in  $N_\lambda$  in each biconnected component  $G_i$  of  $B_2$  to the vertices in  $L_\lambda \cap V(G_i)$ . The only vertices in  $N_\lambda$  that have not yet been charged to vertices in  $L_\lambda$  are  $y_2$  and  $v$ ; charge them to  $u'$ . Then  $u$  is charged with at most 1 vertex of  $H$ ; every vertex in  $L_\lambda - \{u, u'\}$  is charged with at most 3 vertices if it is in  $H$  or in a biconnected component of  $B_2$ , or with no vertex otherwise; finally,  $u'$  is charged with  $y_2, v$ , and with no other vertex if  $\delta_G(u') = 2$  or with at most 1 other vertex if  $\delta_G(u') = 3$ ; indeed, in the latter case  $u' = u_1$  is such that induction is applied on a quadruple  $(G_1, u_1, v_1, X_1)$ . Thus, Property (6) is satisfied by the constructed charging scheme.

If Case 2 does not apply, then  $B_2$  is a path between  $y_2$  and  $v$  whose internal vertices are in  $X$ . In order to proceed with the case distinction, we explore the structure of  $H$ .

**Case 3:** edge  $(u, y_1)$  exists. By Claim 2, we have that  $(H, u, y_1, X')$  is a well-formed quadruple, thus by Property (d) edge  $(u, y_1)$  coincides with  $\tau_{uy_1}(H)$ . Let  $y'$  be the unique neighbor of  $y_1$  in  $\beta_{uy_1}(H)$ .



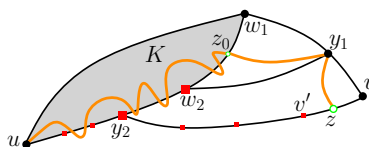
**Fig. 14.** Case 3 of the proof of Lemma 4. (a) Every vertex of  $H$  different from  $u$  and  $y_1$  is in  $X'$ . (b)  $H$  contains a vertex not in  $X' \cup \{u, y_1\}$ .

If every vertex of  $H$  different from  $u$  and  $y_1$  is in  $X'$  (as in Fig. 14(a)), then  $\lambda$  consists of edge  $(u, y_1)$  together with a curve from  $y_1$  to a point  $z$  along edge  $(v, v')$ ; the latter curve lies in the internal face of  $G$  incident to edge  $(v, y_1)$ . Charge  $y_2$  and  $v$  to  $y_1$  and note that  $\lambda$  satisfies Properties (1)–(6) required by Lemma 4.

If  $H$  contains a vertex not in  $X' \cup \{u, y_1\}$  (as in Fig. 14(b)), then  $H$  contains at least 4 vertices; also,  $u$  and  $y'$  belong to  $\beta_{uy_1}(H)$ . Thus, Lemma 5 applies to separation pair  $\{u, y'\}$  of  $H$  and a curve  $\lambda_1$  can be constructed that connects  $u$  with a point  $z_k \neq y_1$  on  $\beta_{y_2y_1}(H)$  as in Case 1. Curve  $\lambda$  consists of  $\lambda_1$  and of a curve  $\lambda_2$  lying in the internal face of  $G$  incident to edge  $(v, y_1)$  and connecting  $z_k$  with a point  $z$  along edge  $(v, v')$ . Curve  $\lambda$  satisfies Properties (1)–(5) of Lemma 4. We determine inductively the charge of the vertices in  $N_\lambda - \{y_2\}$  in each biconnected component  $G_i$  of the graph obtained from  $H$  by removing edge  $(u, y_1)$  to the vertices in  $L_\lambda \cap V(G_i)$ . We charge  $v$  to  $u$ , and  $y_1$  and  $y_2$  to the first vertex  $u' \neq u$  not in  $X'$  encountered when traversing  $\beta_{uy_1}(H)$  from  $u$  to  $y_1$ . That  $u'$  exists, that  $u' \neq y_1$ , and that  $u' \in L_\lambda$  can be proved as in Case 2 by the assumption that  $H$  contains a vertex not in  $X' \cup \{u, y_1\}$ ; then either zero or one vertex has been charged to  $u'$  so far, depending on whether  $\delta_G(u') = 2$  or  $\delta_G(u') = 3$ , respectively, and Property (6) is satisfied by the constructed charging scheme.

If Case 3 does not apply, consider the graph  $H' = H - \{y_1\}$ . Since we are not in Case 3,  $(u, y_1)$  is not an edge of  $H$ ; also, by Claim 2 and Property (e) of  $(H, u, y_1, X')$ ,  $\{u, y_1\}$  is not a separation pair of  $H$ . It follows that  $u$  is not a cut-vertex of  $H'$ . Let  $K$  be the biconnected component of  $H'$  containing  $u$ . Analogously as in Claim 1, it can be proved that  $H$  has two  $K \cup \{y_1\}$ -bridges  $D_1$  and  $D_2$ , that  $D_1$  is a trivial  $K \cup \{y_1\}$ -bridge  $(w_1, y_1)$  which is an edge of  $\tau_{uy_1}(H)$  and that  $D_2$  has two attachments  $w_2$  and  $y_1$ . We further distinguish the cases in which  $y_2$  does or does not belong to  $K$ .

**Case 4:**  $y_2 \in K$ . Refer to Fig. 15. Vertices  $y_2$  and  $w_2$  are distinct. Indeed, if they were the same vertex, then  $\delta_G(y_2) \geq 4$ , as  $y_2$  would have at least two neighbors in  $K$ , since  $K$  is biconnected, and one neighbor in each of  $B_2$  and  $D_2$ ; however, this would contradict the fact that  $G$  is a subcubic graph. Since  $w_1, y_1 \in \tau_{uv}(G)$  and  $y_2 \in \beta_{uv}(G)$ , vertices  $u, y_2, w_2, w_1$  come in this order along  $\beta_{uw_1}(K)$ ; it follows that  $D_2$  is a trivial  $K \cup \{y_1\}$ -bridge, as otherwise  $\{y_1, w_2\}$  would be a separation pair of  $G$  one of whose vertices is internal to  $G$ , while  $(G, u, v, X)$  is a well-formed quadruple.

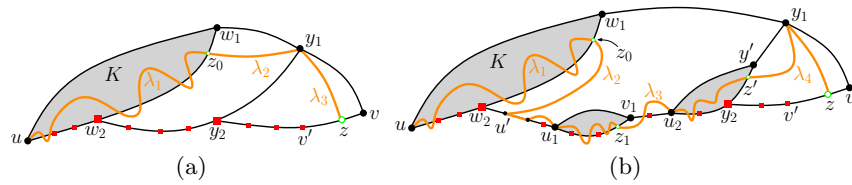


**Fig. 15.** Case 4 of the proof of Lemma 4.

Let  $X'' = (X \cap V(K)) \cup \{y_2, w_2\}$ . Analogously as in Claim 2, it can be proved that  $(K, u, w_1, X'')$  is a well-formed quadruple. By induction, a curve  $\lambda_1$  can be constructed satisfying the properties of Lemma 4 for  $(K, u, w_1, X'')$ . In particular,  $\lambda_1$  starts at  $u$  and ends at a point  $z_0 \neq w_1$  in  $\beta_{w_2w_1}(K)$ . Curve

$\lambda$  consists of  $\lambda_1$ , of a curve  $\lambda_2$  from  $z_0$  to  $y_1$  lying in the internal face of  $G$  incident to edge  $(w_1, y_1)$ , and of a curve  $\lambda_3$  from  $y_1$  to a point  $z$  along edge  $(v, v')$  lying in the internal face of  $G$  incident to edge  $(y_1, v)$ . Curve  $\lambda$  satisfies Properties (1)–(5) of Lemma 4. Property (6) is satisfied by charging the vertices in  $(N_\lambda \cap V(K)) - \{y_2, w_2\}$  to the vertices in  $L_\lambda \cap V(K)$  as computed by induction, and by charging  $v, y_2$ , and  $w_2$  to  $y_1$ .

**Case 5:**  $y_2 \notin K$ . Let  $X'' = \{w_2\} \cup (X \cap V(K))$ . It can be proved as in Claim 2 that  $(K, u, w_1, X'')$  is a well-formed quadruple. By induction, a curve  $\lambda_1$  can be constructed satisfying the properties of Lemma 4 for  $(K, u, w_1, X'')$ . In particular,  $\lambda_1$  starts at  $u$  and ends at a point  $z_0 \neq w_1$  in  $\beta_{w_2 w_1}(K)$ . Curve  $\lambda_1$  is the first part of  $\lambda$ .



**Fig. 16.** Case 5 of the proof of Lemma 4. (a) Every vertex of  $D_2$  different from  $w_2$  and  $y_1$  is in  $X'$ . (b)  $D_2$  contains a vertex not in  $X' \cup \{y_1, w_2\}$ .

If every vertex of  $D_2$  different from  $w_2$  and  $y_1$  is in  $X'$ , as in Fig. 16(a), then  $\lambda$  continues with a curve  $\lambda_2$  that connects  $z_0$  with  $y_1$  ( $\lambda_2$  lies in the internal face of  $G$  incident to edge  $(w_1, y_1)$ ) and with a curve  $\lambda_3$  that connects  $y_1$  with a point  $z$  along edge  $(v', v)$  ( $\lambda_3$  lies in the internal face of  $G$  incident to edge  $(y_1, v)$ ).

If  $D_2$  contains a vertex not in  $X' \cup \{y_1, w_2\}$ , as in Fig. 16(b), then, similarly to Case 2,  $\lambda$  continues with a curve  $\lambda_2$  that connects  $z_0$  with the first vertex  $u' \neq w_2$  not in  $X'$  encountered while traversing  $\beta_{w_2 y_1}(H)$  from  $w_2$  to  $y_1$ ; curve  $\lambda_2$  lies in the internal face of  $G$  incident to edge  $(w_1, y_1)$ . That  $u'$  exists, that  $u' \neq y_1$ , and that  $u' \in L_\lambda$  can be proved as in Case 2 by the assumption that  $D_2$  contains a vertex not in  $X' \cup \{y_1, w_2\}$ . Then  $\lambda$  continues with a curve  $\lambda_3$  that connects  $u'$  with a point  $z'$  in  $\beta_{y_2 y_1}(H)$ ; as in Case 2,  $\{w_2, y_1\}$  is a separation pair of  $H$ , hence Lemma 5 applies and curve  $\lambda_3$  is constructed as in Case 1. Finally, if  $z'$  is not a point internal to edge  $(y', y_1)$ , curve  $\lambda$  contains a curve  $\lambda_4$  that connects  $z'$  with  $y_1$ , and then  $y_1$  with a point  $z$  on edge  $(v, v')$ ; curve  $\lambda_4$  lies in the internal face of  $G$  incident to edge  $(y_1, v)$ . Otherwise, we redraw the last part of  $\lambda_3$  so that it terminates at  $y_1$  rather than at  $z'$ ; we then let  $\lambda_4$  connect  $y_1$  with a point  $z$  on edge  $(v, v')$  in the internal face of  $G$  incident to edge  $(y_1, v)$ .

Curve  $\lambda$  satisfies Properties (1)–(5) of Lemma 4. We determine inductively the charge of the vertices in  $(N_\lambda \cap V(K)) - \{w_2\}$  to the vertices in  $L_\lambda \cap V(K)$ , as well as the charge of the vertices in  $N_\lambda - \{y_2\}$  in each biconnected component  $G_i$  of  $D_2$ , if any, to the vertices in  $L_\lambda \cap V(G_i)$ . Charge  $v, y_2$ , and  $w_2$  to  $y_1$ . Property (6) is satisfied by the constructed charging scheme. This concludes the proof of Lemma 4.



We now apply Lemma 4 to prove Theorem 2. Let  $G$  be any triconnected cubic plane graph. Let  $G'$  be the plane graph obtained from  $G$  by removing any edge  $(u, v)$  incident to the outer face of  $G$ , where  $u$  is encountered right before  $v$  when walking in clockwise direction along the outer face of  $G$ . Let  $X' = \emptyset$ . We have the following.

**Lemma 8.**  *$(G', u, v, X')$  is a well-formed quadruple.*

**Proof:** Concerning Property (a)  $G'$  is a subcubic plane graph since  $G$  is. Also,  $G'$  is biconnected, since  $G$  is triconnected. Concerning Property (b), vertices  $u$  and  $v$  are external vertices of  $G'$  since they are external vertices of  $G$ . Concerning Property (c),  $\delta_{G'}(u) = \delta_{G'}(v) = 2$  since  $\delta_G(u) = \delta_G(v) = 3$ . Properties (d) and (f) are trivially satisfied since edge  $(u, v)$  does not belong to  $G'$  and since  $X' = \emptyset$ , respectively.

We now prove Property (e). Consider any separation pair  $\{a, b\}$  of  $G'$ . If  $G'$  had at least 3 non-trivial  $\{a, b\}$ -components, then  $G$  would have at least 2 non-trivial  $\{a, b\}$ -components, whereas it is triconnected. Hence,  $G'$  has 2 non-trivial  $\{a, b\}$ -components  $H$  and  $H'$ . Vertices  $u$  and  $v$  are not in the same non-trivial  $\{a, b\}$ -component of  $G'$ , as otherwise  $G$  would not be triconnected. This implies that  $\{a, b\} \cap \{u, v\} = \emptyset$ . Both  $H$  and  $H'$  contain external vertices of  $G'$  (in fact  $u$  and  $v$ ). It follows that  $a$  and  $b$  are both external vertices of  $G'$ . Hence, vertices  $u, a, v$ , and  $b$  come in this order along the boundary of the outer face of  $G'$ , thus one of  $a$  and  $b$  is internal to  $\tau_{uv}(G')$ , while the other one is internal to  $\beta_{uv}(G')$ . This concludes the proof of the lemma.  $\square$

It follows by Lemma 8 that a proper good curve  $\lambda$  can be constructed satisfying the properties of Lemma 4. Insert the edge  $(u, v)$  in the outer face of  $G'$ , restoring the plane embedding of  $G$ . By Properties (1)–(5) of  $\lambda$  this insertion can be accomplished so that  $(u, v)$  does not intersect  $\lambda$  other than at  $u$ , hence  $\lambda$  remains proper and good. In particular, the end-points  $u$  and  $z$  of  $\lambda$  both belong to  $\beta_{uv}(G')$ , while the insertion of  $(u, v)$  only prevents the internal vertices of  $\tau_{uv}(G')$  from being incident to  $R_{G, \lambda}$ . By Property (6) of  $\lambda$  with  $X' = \emptyset$ , each vertex in  $N_\lambda$  is charged to a vertex in  $L_\lambda$ , and each vertex in  $L_\lambda$  is charged with at most three vertices in  $N_\lambda$ . Thus,  $\lambda$  is a proper good curve passing through  $\lceil \frac{n}{4} \rceil$  vertices of  $G$ . This concludes the proof of Theorem 2.

## Appendix D: Omitted Proofs From Section 6

In this Appendix we show the omitted proof from Section 6.

**Corollary 1.** *Every set of at most  $\lceil \frac{n-3}{8} \rceil$  points in the plane is a universal point subset for all  $n$ -vertex plane graphs of treewidth at most three.*

**Proof:** Consider any set  $P$  of at most  $\lceil \frac{n-3}{8} \rceil$  points in the plane. If necessary, rotate the Cartesian axes so that no two points in  $P$  have the same  $x$ -coordinate. By Theorem 1 every  $n$ -vertex plane graph  $G$  of treewidth at most three has a free collinear set  $S$  of cardinality  $|P|$ . Let  $<_S$  be the total order associated with  $S$ . Since no two points in  $P$  have the same  $x$ -coordinate, there exists a bijective

mapping  $\delta : S \rightarrow P$  such that, for every two vertices  $v, w \in S$ ,  $v <_S w$  if and only if the  $x$ -coordinate of point  $\delta(v)$  is smaller than the  $x$ -coordinate of point  $\delta(w)$ . By Lemma 7, there exists a planar straight-line drawing of  $G$  that respects mapping  $\delta$ .  $\square$

## Appendix E: Proof of Theorem 3

In this Appendix we prove Theorem 3.

Let  $G$  be a planar graph with treewidth  $k$ . We assume that  $G$  is connected; indeed, if it is not, edges can be added to it in order to make it connected. This augmentation does not decrease the treewidth of  $G$ ; further, the added edges can be removed once a planar straight-line drawing of the augmented graph with  $\Omega(k^2)$  collinear vertices has been constructed. In order to prove that  $G$  admits a planar straight-line drawing with  $\Omega(k^2)$  collinear vertices we exploit Theorem 4, as well as a result of Robertson, Seymour and Thomas [21], which asserts that  $G$  contains a  $g \times g$  grid  $H$  as a minor, where  $g$  is at least  $(k+4)/6$ .

Denote by  $v_{i,j}$  the vertices of  $H$ , with  $1 \leq i, j \leq g$ , where  $v_{i,j}$  and  $v_{i',j'}$  are adjacent in  $H$  if and only if  $|i - i'| + |j - j'| = 1$ . Denote by  $G_{i,j}$  the connected subgraph of  $G$  represented by  $v_{i,j}$  in  $H$ . By the planarity of  $G$ , every edge of  $G$  that is incident to a vertex in  $G_{i,j}$ , for some  $2 \leq i, j \leq g-1$ , has its other end-vertex in a graph  $G_{i',j'}$  such that  $|i - i'| \leq 1$  and  $|j - j'| \leq 1$ . (The previous statement might not be true for an edge that is incident to a vertex in  $G_{i,j}$  with  $i = 1$ ,  $i = g$ ,  $j = 1$ , or  $j = g$ .)

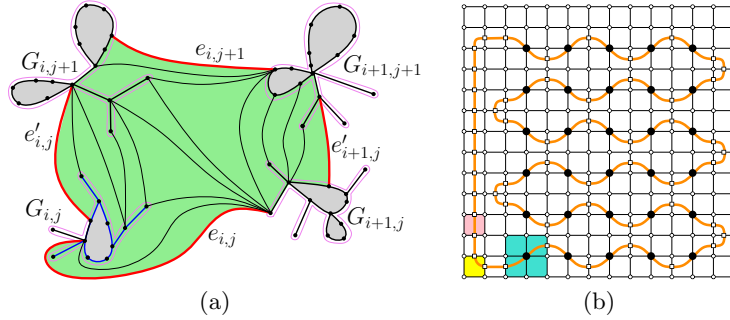
Refer to Fig. 17(a). For every edge  $(v_{i,j}, v_{i+1,j})$  of  $H$ , arbitrarily choose an edge  $e_{i,j}$  connecting a vertex in  $G_{i,j}$  and a vertex in  $G_{i+1,j}$  as the *reference edge* for the edge  $(v_{i,j}, v_{i+1,j})$  of  $H$ . Such an edge exists since  $H$  is a minor of  $G$ . Reference edges  $e'_{i,j}$  for the edges  $(v_{i,j}, v_{i,j+1})$  of  $H$  are defined analogously.

For every pair of indices  $1 \leq i, j \leq g-1$ , we call *right-top* boundary of  $G_{i,j}$  the walk that starts at the end-vertex of  $e'_{i,j}$  in  $G_{i,j}$ , traverses the boundary of the outer face of  $G_{i,j}$  in clockwise direction and ends at the end-vertex of  $e_{i,j}$  in  $G_{i,j}$ . The *right-bottom* boundary of  $G_{i,j}$  (for every  $1 \leq i \leq g-1$  and  $2 \leq j \leq g$ ), the *left-top* boundary of  $G_{i,j}$  (for every  $2 \leq i \leq g$  and  $1 \leq j \leq g-1$ ), and the *left-bottom* boundary of  $G_{i,j}$  (for every  $2 \leq i, j \leq g$ ) are defined analogously.

For each  $1 \leq i, j \leq g-1$ , we define the *cell*  $C_{i,j}$  as the bounded closed region of the plane that is delimited by (in clockwise order along the boundary of the region): the right-top boundary of  $G_{i,j}$ , edge  $e'_{i,j}$ , the right-bottom boundary of  $G_{i,j+1}$ , edge  $e_{i,j+1}$ , the left-bottom boundary of  $G_{i+1,j+1}$ , edge  $e'_{i+1,j}$ , the left-top boundary of  $G_{i+1,j}$ , and edge  $e_{i,j}$ .

We construct a proper good curve passing through  $\Omega(g^2) \in \Omega(k^2)$  vertices of  $G$ . For simplicity of description, we construct a *closed* curve  $\lambda$  passing through  $\Omega(g^2)$  vertices of  $G$  and such that, for each edge  $e$  of  $G$ , either  $\lambda$  contains  $e$  or  $\lambda$  has at most one point in common with  $e$ . Then  $\lambda$  can be turned into a proper good curve by cutting off a piece of it in the interior of an internal face  $f$  of  $G$  and by changing the outer face of  $G$  to  $f$ .

Curve  $\lambda$  passes through (at least) one vertex of each graph  $G_{i,j}$  with  $i$  and  $j$  even, and with  $4 \leq i \leq g'$  and  $2 \leq j \leq g'$ , where  $g'$  is the largest integer divisible



**Fig. 17.** (a) Cells, boundaries, and references edges. Cell  $C_{i,j}$  is green. Graphs  $G_{i,j}$ ,  $G_{i+1,j}$ ,  $G_{i,j+1}$ , and  $G_{i+1,j+1}$  are surrounded by violet curves; their interior is gray. The references edges are red and thick. The right-top boundary of  $G_{i,j}$  is blue. (b) Construction of  $\lambda$  (represented as a thick orange line). Large disks represent graphs  $G_{i,j}$  such that  $\lambda$  passes through vertices of  $G_{i,j}$ . Small circles represent graphs  $G_{i,j}$  such that  $\lambda$  does not pass through any vertex of  $G_{i,j}$ . White squares represent intersections between  $\lambda$  and reference edges.

by 4 and smaller than or equal to  $g - 2$ ; note that there are  $\Omega(g^2) \in \Omega(k^2)$  such graphs  $G_{i,j}$ . Then Theorem 3 follows from Theorem 4. Curve  $\lambda$  is composed of several good curves, each one connecting two points in the interior of two reference edges for edges of  $H$ . Refer to Fig. 17(b). In particular, each open curve is of one of the following types:

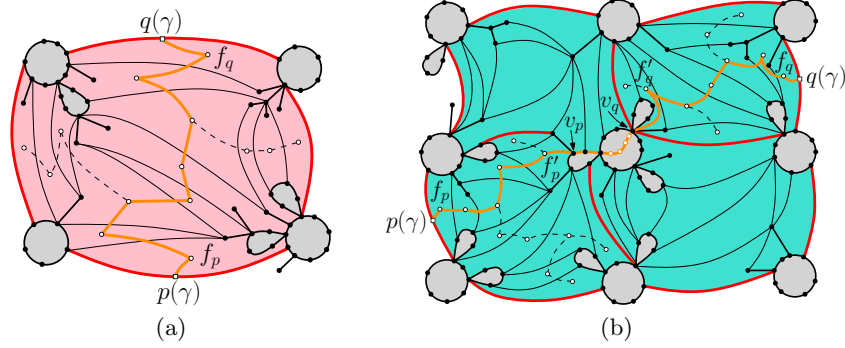
- *Type A: Cell traversal curve.* A curve  $\gamma$  connecting two points  $p(\gamma)$  and  $q(\gamma)$  in the interior of reference edges  $e_{i,j}$  and  $e_{i,j+1}$ , or of reference edges  $e'_{i,j}$  and  $e'_{i+1,j}$ . See, e.g., the part of  $\lambda$  in the pink region in Fig. 17(b).
- *Type B: Cell turn curve.* A curve  $\gamma$  connecting two points  $p(\gamma)$  and  $q(\gamma)$  in the interior of reference edges  $e_{i,j}$  and  $e'_{i,j}$ , or of reference edges  $e'_{i,j}$  and  $e_{i,j+1}$ , or of reference edges  $e_{i,j+1}$  and  $e'_{i+1,j}$ , or of reference edges  $e'_{i+1,j}$  and  $e_{i,j}$ . See, e.g., the part of  $\lambda$  in the yellow region in Fig. 17(b).
- *Type C: Vertex getter curve.* A curve  $\gamma$  connecting two points  $p(\gamma)$  and  $q(\gamma)$  in the interior of reference edges  $e'_{i,j-1}$  and  $e'_{i+2,j}$  or of reference edges  $e'_{i,j}$  and  $e'_{i+2,j-1}$ , and passing through a vertex of  $G_{i+1,j}$ . See, e.g., the part of  $\lambda$  in the turquoise region in Fig. 17(b).

To each open curve  $\gamma$  composing  $\lambda$  we associate a distinct region  $R(\gamma)$  of the plane, so that  $\gamma$  lies in  $R(\gamma)$ . For curves  $\gamma$  of Type A or B, the region  $R(\gamma)$  is the unique cell delimited by the reference edges containing  $p(\gamma)$  and  $q(\gamma)$ . For a curve  $\gamma$  of Type C, the region  $R(\gamma)$  consists of the interior of  $G_{i+1,j}$  together with the four cells incident to the boundary of  $G_{i+1,j}$ .

Any two regions associated to distinct open curves do not intersect, except along their boundaries. Further, for every region  $R(\gamma)$  and for every edge  $e$  of  $G$ , either  $e$  is in  $R(\gamma)$  or it has no intersection with the interior of  $R(\gamma)$ . Thus, in order to prove that  $\lambda$  has at most one point in common with every edge of  $G$ ,

it suffices to show how to draw  $\gamma$  so that it lies in the interior of  $R(\gamma)$ , except at points  $p(\gamma)$  and  $q(\gamma)$ , and so that it has at most one common point with each edge in the interior of  $R(\gamma)$ . In order to describe how to draw  $\gamma$ , we distinguish the cases in which  $\gamma$  is of Type A, B, or C.

If  $\gamma$  is of Type A or B (refer to Fig. 18(a)), draw the dual graph  $D$  of  $G$  so that each edge of  $D$  only intersects its dual edge; restrict  $D$  to the vertices and edges in the interior of  $R(\gamma)$ , obtaining a graph  $D^*$ ; find a simple path  $P$  in  $D^*$  connecting the vertices  $f_p$  and  $f_q$  of  $D^*$  incident to the reference edges to which  $p(\gamma)$  and  $q(\gamma)$  belong (note that  $P$  exists since the region of the plane defined by each cell is connected and hence so is  $D^*$ ); draw  $\gamma$  as  $P$  plus two curves connecting  $f_p$  and  $f_q$  with  $p(\gamma)$  and  $q(\gamma)$ , respectively. Also,  $\gamma$  intersects each edge of  $G$  at most once, since  $P$  does. Finally,  $\gamma$  lies in the interior of  $R(\gamma)$ , except at points  $p(\gamma)$  and  $q(\gamma)$ . Thus,  $\gamma$  satisfies the required properties.



**Fig. 18.** (a) Drawing a curve  $\gamma$  of Type A. Region  $R(\gamma)$  is pink. Graph  $D^*$  has vertices represented by white circles; the edges of  $D^*$  in  $P$  are thick orange lines, while the edges of  $D^*$  not in  $P$  are dashed black lines. (b) Drawing a curve  $\gamma$  of Type C. Region  $R(\gamma)$  is turquoise. Internal vertices of path  $P$  in  $G_{i+1,j}$  are black disks if they belong to the boundary of  $G_{i+1,j}$ , or orange circles if they are internal vertices of  $G_{i+1,j}$ .

If  $\gamma$  is of Type C (refer to Fig. 18(b)), assume that  $\gamma$  connects two points  $p(\gamma)$  and  $q(\gamma)$  respectively belonging to the interior of  $e'_{i,j-1}$  and  $e'_{i+2,j}$ ; the case in which  $p(\gamma)$  and  $q(\gamma)$  respectively belong to the interior of  $e'_{i,j}$  and  $e'_{i+2,j-1}$  is analogous. Curve  $\gamma$  is composed of three curves, namely: (1) a curve  $\gamma_1$  that connects  $p(\gamma)$  and a vertex  $v_p$  on the left-bottom boundary of  $G_{i+1,j}$ , and that lies in the interior of  $C_{i,j-1}$ , except at  $p(\gamma)$  and  $v_p$ ; (2) a curve  $\gamma_2$  that connects  $v_p$  and a vertex  $v_q$  on the right-top boundary of  $G_{i+1,j}$ , and that is an induced path in  $G_{i+1,j}$ ; and (3) a curve  $\gamma_3$  that connects  $v_q$  and  $q(\gamma)$ , and that lies in the interior of  $C_{i+1,j}$ , except at  $v_q$  and  $q(\gamma)$ . Curve  $\gamma$  might degenerate to be a single point  $v_p = v_q$ .

We start with  $\gamma_2$ . Consider a path  $P$  in  $G_{i+1,j}$  which is a shortest path connecting a vertex  $v_p$  on the left-bottom boundary of  $G_{i+1,j}$  and a vertex  $v_q$  on the right-top boundary of  $G_{i+1,j}$ . Note that, possibly,  $v_p$  and  $v_q$  might coincide. Such a path  $P$  always exists since  $G_{i+1,j}$  is connected; also,  $P$  has no internal vertex incident to the left-bottom boundary or to the right-top boundary of  $G_{i+1,j}$ , as otherwise there would exist a path shorter than  $P$  between a vertex on the left-bottom boundary of  $G_{i+1,j}$  and a vertex on the right-top boundary of  $G_{i+1,j}$ . Draw  $\gamma_2$  as  $P$ .

In order to draw  $\gamma_1$  (curve  $\gamma_3$  is drawn similarly), draw the dual graph  $D$  of  $G$  so that each edge of  $D$  only intersects its dual edge; restrict  $D$  to the vertices and edges in the interior of  $C_{i,j-1}$ , obtaining a graph  $D^*$ ; find a shortest path  $P_p$  in  $D^*$  connecting the vertex  $f_p$  of  $D^*$  incident to the reference edge to which  $p(\gamma)$  belongs and a vertex representing a face of  $G$  incident to  $v_p$ . Denote by  $f'_p$  the second end-vertex of such a path; draw  $\gamma_1$  as  $P$  plus two curves connecting  $f_p$  and  $f'_p$  with  $p(\gamma)$  and  $v_p$ , respectively.

Curve  $\gamma$  has no intersections with the boundary of  $R(\gamma)$  other than at  $p(\gamma)$  and  $q(\gamma)$ . We now prove that  $\gamma$  intersects each edge in  $R(\gamma)$  at most once. First,  $\gamma$  intersects each edge of  $G_{i+1,j}$  at most once, since  $\gamma_2$  is a shortest path in  $G_{i+1,j}$  and since  $\gamma_1$  and  $\gamma_3$  have no intersections with the edges of  $G_{i+1,j}$ , except at  $v_p$  and  $v_q$ . Second,  $\gamma$  intersects each edge in  $C_{i,j-1}$  at most once, since  $P_p$  does, since  $\gamma_1$  does not cross any edge incident to  $v_p$  (given that  $P_p$  is a shortest path between  $f_p$  and any face incident to  $v_p$ ), and since  $\gamma_2$  and  $\gamma_3$  do not intersect edges in  $C_{i,j-1}$  other than at  $v_p$  (given that  $P$  does not contain any vertex incident to the left-bottom boundary of  $G_{i+1,j}$  other than  $v_p$ ); similarly,  $\gamma$  intersects each edge in  $C_{i+1,j}$  at most once. Third,  $\gamma$  intersects each edge in  $C_{i+1,j-1}$  at most once, namely at its possible end-vertex in  $G_{i+1,j}$ ; similarly,  $\gamma$  intersects each edge in  $C_{i,j}$  at most once. Thus,  $\gamma$  satisfies the required properties.

This concludes the proof of Theorem 3.