

Specialized Support Vector Machines for open-set recognition

Pedro Ribeiro Mendes Júnior^{a,*}, Jacques Wainer^a, Anderson Rocha^a

^a*RECOD Lab., Institute of Computing (IC), University of Campinas (UNICAMP),
Av. Albert Einstein, 1251, Campinas, SP, 13083-852, Brazil*

Abstract

Recently, the open-set recognition problem has received more attention by the machine learning community given that most classification problems in practice require an open-set treatment. Thus far, many classifiers were mostly developed for the closed-set scenario, i.e., the scenario of classification in which it is assumed that all test samples belong to one of the classes the classifier was trained with. In the open-set scenario, however, a test sample can belong to none of the known classes and the classifier must properly reject it by classifying as unknown. It is a common scenario in practice because unknown samples can appear at usage time. In this work, we present an extension upon the well-known Support Vector Machines (SVM) classifier, called the Specialized SVM, suitable for recognition in open-set scenarios. The proposed method bounds the region of the feature space in which a test sample would be classified as known (one of the known classes), making it finite. The same cannot be guaranteed by the traditional SVM even using the Radial Basis Function (RBF) kernel. We conducted experiments comparing the proposed method with state-of-the-art open-set classifiers and show its effectiveness.

Keywords: Open-set recognition, Support vector machines, Specialized support vector machines, Bounded open space risk

1. Introduction

The machine learning literature is rich of works proposing classifiers for pattern recognition. Some of them are well-known nowadays, e.g., the k -Nearest Neighbors (k NN) [1], Random Forests [2], and the Support Vector Machines (SVM) [3, 4]. These classifiers are proposed to work in closed-set scenarios, i.e., the scenario in which it is supposed that all test samples must belong to a class previously known by the classifier. What happens when the test sample belongs to a class in which the classifier was not trained with? Consider a scenario in which a biologist wants to classify three species of fish inside an aquarium that contains only those three species. Her aim is at counting the individuals for each species. A closed-set classifier is suitable for this task. However, consider now that the biologist wants to count the fish in a larger aquarium with more than three species but maintaining her interest in only those three species. The behavior of the same classifier is unpredictable in this scenario. Probably, individuals belonging to an *unknown* species would be classified as belonging to one of the three known species.

As a matter of fact, we often face several applications of classification methods in which some samples can belong to none of the classes with which the classifier was trained

a priori. In those scenarios, a closed-set classifier would misclassify all those samples by pointing them to one of the known classes. Instead, an open-set classifier is to refuse such samples and classify them as unknown. We refer to such cases as open-set scenarios.

Classification in an open-set scenario, or rather, open-set recognition, has received attention lately due to its importance in real applications. There are many works in the literature about pattern classification/recognition in which the experiments were performed considering only the closed-set scenario, i.e., forcing at the testing phase that all test samples belong to one of the classes the classifier was trained with. In fact, these experiments do not simulate well most of the real scenarios. Recent works have been performing open-set experiments in which the classifier is trained with only a subset of the dataset's classes [5, 6, 7].

One possible way to address the classification in an open-set scenario is to use a closed-set classifier, obtain the similarity score of the most likely class and apply a threshold on that similarity score by refusing, as unknown, any test sample whose similarity score is above/under (depending on the kind of the similarity score) the threshold [1]. However, it is well known that such a threshold is difficult to find due to the curse of dimensionality [8].

One can also deal with the open-set scenario by using the SVM classifier with the one-vs-all approach [9]. In the case in which all the binary classifiers that compose the multiclass one-vs-all classifier classify as negative, the test

*Corresponding author

Email addresses: pedrormjunior@gmail.com (Pedro Ribeiro Mendes Júnior), wainer@ic.unicamp.br (Jacques Wainer), anderson.rocha@ic.unicamp.br (Anderson Rocha)

sample can be classified as unknown.

From recent works [10, 5], the concept of open space has emerged to indicate the region of the feature space outside the support of the training samples. In those works, the concepts of *positively labeled open space* (PLOS), in the context of binary classification, refers to the region of the feature space outside the support of the training samples in which a test sample would be classified as positive, i.e., the intersection of the open space and the region classified as positive. In our work, we refer to *known labeled open space* (KLOS) as the region of the feature space outside the support of the training samples in which a test sample would be classified as one of the known classes. The KLOS is the equivalent to PLOS for the multiclass point of view. Many classifiers proposed in the literature, e.g., k NN [1], Optimum-Path Forest (OPF) [11], Random Forests [2], and SVM, maintain the KLOS unbounded or cannot ensure the KLOS is bounded at all times. For some of them, the KLOS is the whole feature space, consequently, any test sample is always classified as one of the known classes (never as unknown).

In this work, we introduce an extension upon the SVM traditional formulation, called Specialized Support Vector Machines (SSVM), which is able to *always* bound the KLOS, i.e., ensure that only the test samples in a limited region of the feature space would be classified as known and the remaining as unknown. By ensuring each binary classifier obtains a bounded PLOS, we ensure the multiclass-from-binary SSVM has a bounded KLOS. The main idea is to ensure a negative bias term on the Radial Basis Function (RBF) kernel formulation so that samples outside the support of the training samples shall be classified as unknown. We also introduce a new way to perform the grid search when training a multiclass-from-binary [9] classifier to be used in the open-set scenario. We use this grid-search approach in our proposed open-set method and in the other methods used for comparison.

The remaining of this paper is organized as follows. In Section 2, we discuss some of the most important previous work in open-set recognition. In Section 3, we introduce the SSVM while, in Section 4, we present the experiments that validate the proposed method. Finally, in Section 5, we present the conclusions and future work.

2. Related Work

In this section, we review recent works that explicitly deals with open-set scenarios. We note that other insights presented in many works in the literature can be somehow modified to be used for the open-set scenario. Most of these works did not perform the experiments with appropriate open-set recognition setup, however.

In [12] and [13], the authors present a multiclass SVM classifier based on One-Class SVM (OCSVM) [14]. For each of the training classes, they fit an OCSVM. In the prediction phase, the test sample is classified by all n OCSVMs, in which n is the number of available classes

for training. The test sample is classified to the class in which its OCSVM classified as positive. When no OCSVM classifies as positive, the test sample is classified as unknown. In [12], the authors deal with multiple class classification, then when two or more OCSVMs classify as positive, the test sample is classified as belonging to those positive classes. Differently, [13] choose the more confident classifier among the ones that classify as positive. In those works, the OCSVM is used with the RBF kernel. In this work, we use the method of [13] for comparison, hereinafter referred to as Multiclass One-Class Support Vector Machines (OCSVM^{MC}).

In [15, 16], the authors propose the Decision Boundary Carving (DBC), an extension upon the SVM aiming at a more restrictive specialization on the positive class of the binary classifier. For this, they move the hyperplane a value ϵ towards the positive class (in rare cases backwards). The value ϵ is obtained by minimizing the *training data error*. For multiclass classification, the one-vs-all approach can be used.¹ The DBC uses the RBF kernel. In this work, we use the method of [15, 16] with the one-vs-all approach for comparison, hereinafter referred to as multiclass-from-binary DBC (DBC^{MC}). The test sample is classified as unknown when no binary classifier classifies as positive and the test sample is classified as the most confident class when one or more classifiers classify as positive. The confidence is obtained based on the distance of the test sample to the hyperplane: the more distant, the more confident.

In [10], the authors propose an extension of the SVM called 1-vs-Set Machine (1VS). Similarly to the works of [15, 16], they move the main hyperplane towards the positive class. Besides, a second hyperplane, parallel to the main one, is created such that the positive class is between the two hyperplanes. This second hyperplane makes the samples “behind” the positive class to be classified as negative. Then a refinement step is performed on both hyperplanes. According to the authors, the method works better with the linear kernel.

In [5], the authors propose the Weibull-calibrated Support Vector Machines (WSVM). The authors proposed the Compact Abating Probability (CAP) model which decreases the probability of a test sample to be considered as belonging to one of the known classes when it is far away from the training samples. They use two steps for classification: a CAP model based on a one-class classifier and the other one based on a binary classifier and Extreme Value Theory (EVT). The first step aims at obtaining the probability of a test sample to belong to a positive/known class and the second step aims at obtaining the probability of a test sample to *not* belong to a negative class. The

¹Despite dealing with a multiclass problem, [15, 16] evaluated their method in the binary fashion by obtaining the accuracy of individual binary classifiers. They did not present the multiclass version of the classifier directly. Therefore, in this work, we consider their method with the one-vs-all approach in the experiments.

product of both probabilities is the probability of the test sample to belong to a positive/known class. The WSVM uses the RBF kernel.

3. Specialized Support Vector Machines

One cannot ensure that the positive class of the traditional SVM receives a bounded PLOS, even when the RBF kernel is used. The main characteristic of the proposed SSVM herein is that it ensures a bounded PLOS for every known class of interest and, consequently, a bounded KLOS in the multiclass level. In Section 3.2, we present how it is accomplished. In Sections 3.3 and 3.4 we present the process of optimization of the parameters. For now, in Section 3.1, we present some basic aspects of the SVM classifier.

3.1. Basic aspects of Support Vector Machines

The SVM is a binary classifier that, given a set X of training samples $\mathbf{x}_i \in \mathbb{R}^d$ and the corresponding labels $y_i \in \{-1, 1\}$, $i = 1, \dots, m$, it finds a maximum-margin hyperplane that separates \mathbf{x}_i for which $y_i = -1$ from \mathbf{x}_i for which $y_i = 1$ [4].

After solving an optimization problem [17], the SVM obtains a vector \mathbf{w} normal to the separation hyperplane such that

$$\mathbf{w} = \sum_{i=1}^m y_i \alpha_i \mathbf{x}_i, \quad (1)$$

in which $\alpha_i \in \mathbb{R}$, $i = 1, \dots, m$, are obtained during optimization. Then, the decision function of a test sample \mathbf{x} is

$$f(\mathbf{x}) = \text{sign}(\mathbf{w}^T \mathbf{x} + b) = \text{sign} \left(\sum_{i=1}^m y_i \alpha_i \mathbf{x}_i^T \mathbf{x} + b \right), \quad (2)$$

in which b is the bias term, also obtained during optimization. For non-support vectors \mathbf{x}_i , $\alpha_i = 0$.

In [18], the authors proposed a modification in SVM for the cases in which the training data are not linearly separated in the feature space. Instead of linearly separating the samples in the original space \mathcal{X} of the training samples in X , the samples are projected onto a higher dimensional space \mathcal{Z} in which they are linearly separated. This projection is accomplished using the kernel trick. One advantage of this method is that in addition to separating non-linear data, the optimization problem of the SVM remains almost the same: instead of calculating the inner product $\mathbf{x}^T \mathbf{x}'$, it uses a kernel $K(\mathbf{x}, \mathbf{x}')$ that is equivalent to the inner product $\phi(\mathbf{x})^T \phi(\mathbf{x}')$ in a higher dimensional space \mathcal{Z} , in which $\phi : \mathcal{X} \mapsto \mathcal{Z}$ is a projection function. When using the kernel trick, we do not need to know the \mathcal{Z} space explicitly.

Using kernels, the decision function of a test sample \mathbf{x} becomes

$$f(\mathbf{x}) = \text{sign} \left(\sum_{i=1}^m y_i \alpha_i K(\mathbf{x}_i, \mathbf{x}) + b \right). \quad (3)$$

The most used kernel for SVM is the RBF kernel [19], defined as follows.

$$K(\mathbf{x}, \mathbf{x}') = e^{-\gamma \|\mathbf{x} - \mathbf{x}'\|^2}. \quad (4)$$

It is proved that using this kernel, the projection space \mathcal{Z} is an ∞ -dimensional space.

3.2. Bounding the open space

By simply using the RBF kernel we cannot ensure the PLOS is bounded.

Proposition 3.1. *SVM maintains the positively labeled open space (PLOS) unbounded when the bias term b is positive.*

Proof. We know that

$$\lim_{d \rightarrow \infty} e^{-\gamma d^2} = 0 \quad (5)$$

for positive values of γ . It follows from Equation (4) that when samples \mathbf{x} and \mathbf{x}' are far apart, $K(\mathbf{x}, \mathbf{x}')$ tends to 0. For the cases in which the test sample \mathbf{x} is far away from every support vector \mathbf{x}_i ,

$$\sum_{i=1}^m y_i \alpha_i K(\mathbf{x}_i, \mathbf{x}) \quad (6)$$

also tends to 0. It follows that Equation (3) is equivalent to

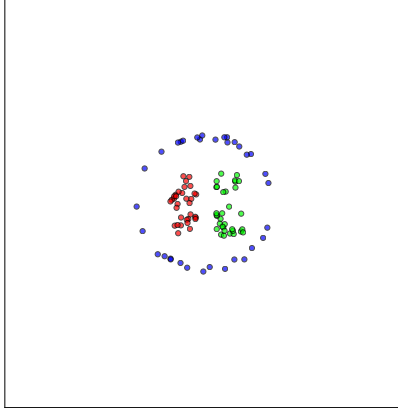
$$f(\mathbf{x}) = \text{sign}(+b) \quad (7)$$

when \mathbf{x} is far away from the support vectors. Therefore, for positive values of b , $f(\mathbf{x})$ is always positive for far away \mathbf{x} samples. That is, samples in an infinity region of the feature space will be classified as positive. \square

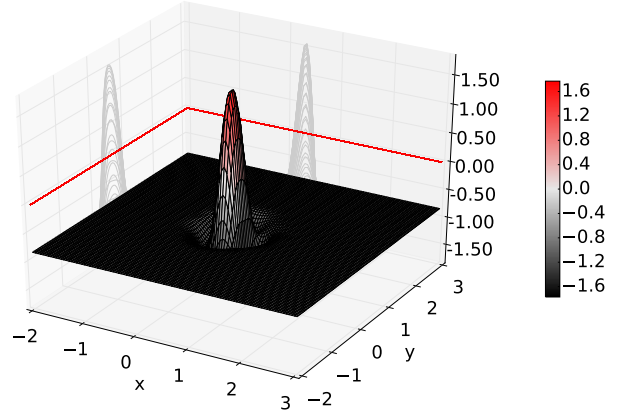
Figure 1 depicts the Proposition 3.1. The z axis represents the decision values that possible 2-dimensional test samples (x, y) would have for different regions of the feature space. The training samples are normalized between 0 and 1. Note in the subfigures that for possible test samples far away from the training ones, e.g., $(2, 2)$, the decision value is equal to the inverse of the bias term b . Note in Figure 1c that an unbounded region of the feature space would have samples classified as positive. Consequently, all that samples would be classified as class 3 by the final multiclass-from-binary classifier. When training an SVM, the value of b depends on the shape of the training data. In some cases, b will be positive.

As it turns out, in this work we show that we can ensure a bounded PLOS by using an RBF kernel and ensuring a negative b .² In Section 3.3, we present how we adjust the value of b for each binary classifier that composes the general multiclass one-vs-all classifier.

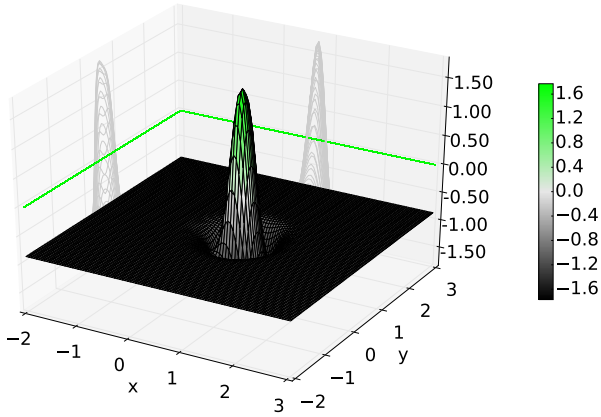
²According to the actual implementation in the LibSVM library [17], the decision function is defined as $f(\mathbf{x}) = \text{sign}(\mathbf{w}^T \mathbf{x} - \rho)$. Then, instead of ensuring a negative bias term b , one must ensure a positive bias term ρ .



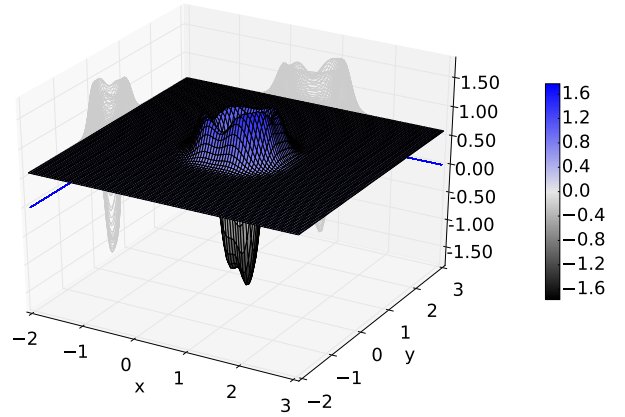
Boat dataset with 3 classes: red (the central class to the left), green (the central class to the right), and blue (the class with the ring shape).



(a) Class 1 (red). $b = -0.832$.



(b) Class 2 (green). $b = -0.86$.



(c) Class 3 (blue). $b = +0.594$.

Figure 1: Behavior of the Support Vector Machines (SVM) with a Radial Basis Function (RBF) kernel on a 2-dimensional synthetic dataset. The image on the top-left depicts the Boat [20] dataset. Figures (a)-(c) correspond to the red, green and blue classes of the Boat dataset, respectively. The x, y axis in Figures (a)-(c) represent the two features of the dataset (the dataset is normalized between 0 and 1). The z axis shows the value of $\sum_{i=1}^m y_i \alpha_i K(\mathbf{x}_i, \mathbf{x}) + b$ (Equation (3) without sign function) and the colored lines in the walls depict the point 0, that separates the positive class from the negative one (equivalent to the sign function of Equation (3)). Note in Figure (c) that an unbounded region of the feature space remains in the positive side, as $f(x, y) \approx b$ for far away (x, y) points and $b > 0$.

3.3. Choosing the bias term b

As we discussed in Section 3.2, we ensure a negative b to obtain a bounded PLOS. In the grid search phase, for each classification performed, we also force a negative b . Herein we detail how the grid search is performed to obtain the best position of the hyperplane and the best γ parameter. In our work, we used the C parameter of the SVM classifier with the default value, i.g., fixed in $C = 1$ for simplification and efficiency.

We perform the grid search on the training set X . A subset $F \subset X$ is used to fit an SVM classifier while performing the grid search. The subset $V = X - F$ then forms the validation set.

For each value of γ , we fit an SVM classifier based on F and obtain the b calculated during the SVM optimization. For the same value of γ , we grid search the best b' for

$$b' \in \left\{ -\frac{|b|(2^i - 1)}{2^{|b|} - 1}, i \in (0, |b|] \right\}, \quad (8)$$

for i with linearly separated values. We then choose the γ and b' with best accuracy on V .³

One can say that changing the bias term b , optimized by the SVM, from a positive value to a negative one would change the ability of the classifier to separate the positive and negative classes. But note that in the grid search process we verify the impact of that change for different values of γ . Then, the grid search is able to choose the γ such that, ensuring a negative b , it continues maintaining the two classes separated.

According to the authors of the well-known LibSVM library [17], the usual grid search on the γ parameter of the RBF kernel is normally performed such that the maximum value is $2^3 = 8$. However, according to our study, higher values are required for SSVM in certain situations to find out a $b > 0$ and, at the same time, ensuring separability of the classes. We grid search the γ parameter up to $2^{15} = 32,768$.

3.4. Grid search in open-set scenario

There are two forms of dividing the training set X into the fitting set F and the validation set V while performing the grid search. In this section we present what we call the closed-set form (the traditional) and the open-set form.

As we consider the open-set setup in our experiments, the classes represented in the set X are a proper subset of the classes of the dataset. It means that some unknown classes appear on testing. For both the closed- and the open-set grid search approaches, we consider the open-set scenario on testing phase. The difference of the open-set grid search is that it better simulates the open-set scenario while performing the grid search during training.

³For finding the best value of b' for the same γ , it is not necessary to fit a classifier for each possible value of b' : for efficiency, we simply change the b in the model.

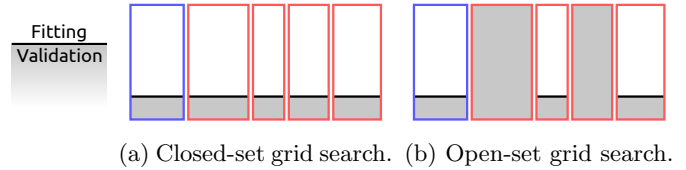


Figure 2: Differences between closed- and open-set grid search. Each colored box represents a known class during training: blue for the positive class and red for the negative ones. For the closed-set grid search, depicted in (a), the set F used to fit a classifier can contain samples of all negative classes that appear in training set X . For the open-set grid search, depicted in (b), we ensure that some classes have no representative samples in set F used to train the classifier during the grid search. All the samples of those classes appear only in the validation set V , performing a simulation of the open-set scenario to have a better generalization on testing later on.

The grid search procedures described herein are accomplished in the binary level, i.e., each binary classifier that composes the one-vs-all multiclass classifier performs its own grid search. Consider that the set X of training samples of the general multiclass classifier has n classes available for training. In the binary level, for the set X , the samples of one of the n classes are represented as positive (+1) and the samples of the other $n - 1$ classes are represented as negative (-1).

Closed-set grid search. In the closed-set grid search, for a binary classifier, 80% of the samples in X are randomly selected for F and 20% for V . We ensure a random partitioning such that both F and V have representative samples of the positive and negative classes. In this case, the negative samples in V can have representative samples of all $n - 1$ negative classes, as the partitioning between F and V is random, i.e., when using V to obtain the accuracy during the grid search, all classes in V can be known a priori by the classifier trained with F . Then, the binary classifier is trained with F and evaluated with V , testing possible parameters. This is the traditional form of grid searching: we do not mind when the negative samples in V represent the $n - 1$ negative classes of the one-vs-all training.

Open-set grid search. In the open-set grid search, for a binary classifier, $\lfloor (n - 1)/2 \rfloor$ of the $n - 1$ negative classes are taken for V . Among the samples of the remaining $\lceil (n - 1)/2 \rceil + 1$ classes (considering the positive class), 80% are randomly selected for F and 20% for V . Also, a random partitioning such that both F and V have representative samples of the positive and negative classes must be guaranteed. Then, the binary classifier is trained with F and evaluated with V , testing possible parameters.

Figure 2 depicts how the set X of training samples is partitioned for the closed- and open-set grid search.

4. Experiments

In this section, we present the experiments and details for comparing the proposed method with the existing ones

in the literature, discussed in Section 2. For a fair comparison, we also implemented the two forms of grid search in the methods of the literature. We refer to certain classifier C using the closed- and open-set grid search as C_C and C_O , respectively.

All compared methods are SVM-based and use the one-vs-all approach in the multiclass level. Also, the grid search for all methods is performed in the binary classifier level instead of the multiclass level so that each binary classifier that composes the multiclass one has its own parameters. The exception is for the WSVM and 1VS methods because we use the multiclass implementations provided by [10, 5]. For those methods, we grid search the parameters of the multiclass classifier, as performed by the authors. Consequently, we did not test the closed- and open-set grid search approaches for them.

4.1. Evaluation measures

Most of the evaluation performance measures in the literature are based on binary classification, e.g., traditional accuracy, f-measure, etc. [21]. Some measures can be easily adapted to multiclass classification, e.g., average accuracy, multiclass f-measure, etc. [21]. However, there is no specific measure for the open-set recognition problem. Note that using these measures, e.g., the multiclass f-measure, is not appropriate, as the *unknown* is not a single class and the amount of unknown samples is much larger than the samples of the known classes. In this section, we present an extension of the average accuracy and multiclass f-measure for evaluating experiments in open-set scenarios. Our aim is at receiving a better feedback regarding the classification in open-set scenarios.

The normalized accuracy (NA) comprises the accuracy on known samples (AKS) and the accuracy on unknown samples (AUS). The AKS is the accuracy obtained on the testing samples that belong to one of the classes in which the classifier was trained with. The AUS is the accuracy on the testing samples of the classes with no representative sample in the training set. The NA is simply

$$\text{NA} = \frac{\text{AKS} + \text{AUS}}{2}. \quad (9)$$

The open-set f-measure (OSFM), despite considering the multiclass classification problem, takes into account the classification of the unknown samples. For this, an additional line and column referring to the unknown is added to the confusion matrix used to calculate the OSFM, as Figure 3 depicts.

Then the formulation of the OSFM is the same of the traditional f-measure,

$$\text{OSFM} = \frac{2 \times \text{precision} \times \text{recall}}{\text{precision} + \text{recall}}. \quad (10)$$

The difference is in the definition of the precision and re-

	1	2	3	U
1	TP ₁	FN ₁	FN ₁	FN ₁
2	FP ₁			
3	FP ₁			
U	FP ₁			

	1	2	3	U
1		FP ₂		
2	FN ₂	TP ₂	FN ₂	FN ₂
3		FP ₂		
U		FP ₂		

	1	2	3	U
1			FP ₃	
2			FP ₃	
3	FN ₃	FN ₃	TP ₃	FN ₃
U			FP ₃	

Figure 3: Confusion matrix used to calculate the open-set f-measure (OSFM). Example related to the computation of the precision and recall measures from the confusion matrix with three known classes (1, 2, and 3) and the unknown (U). The FN_i in the column U and FP_i in the row U account for *false unknown* and *false known*, respectively. The cell in the intersection of column U and row U is *not* regarded as true positive in the same way it would be considered by the multiclass closed-set f-measure.

call. See Equations (11) and (12).

$$\text{precision}_M = \frac{\sum_{i=1}^{l-1} \text{TP}_i}{\sum_{i=1}^{l-1} (\text{TP}_i + \text{FP}_i)}, \quad (11)$$

$$\text{recall}_M = \frac{\sum_{i=1}^{l-1} \text{TP}_i}{\sum_{i=1}^{l-1} (\text{TP}_i + \text{FN}_i)},$$

$$\text{precision}_\mu = \frac{\sum_{i=1}^{l-1} \text{TP}_i}{\sum_{i=1}^{l-1} (\text{TP}_i + \text{FP}_i)}, \quad (12)$$

$$\text{recall}_\mu = \frac{\sum_{i=1}^{l-1} \text{TP}_i}{\sum_{i=1}^{l-1} (\text{TP}_i + \text{FN}_i)},$$

in which $l = n + 1$ is the number of rows and columns of the confusion matrix (represented in Fig. 3) and n is the number of classes available in the training set. TP, FP, and FN stand for true positive, false positive, and false negative, respectively. The last row and column of the confusion matrix refer to the unknown samples.

Using the precision and recall of the Equation (11), we define the macro-averaging open-set f-measure (OSFM_M) and using Equation (12) we define the micro-averaging open-set f-measure (OSFM_μ). The difference on Equations (11) and (12) from the traditional definitions of precision and recall resides on the looping through the confusion matrix: not all rows and columns are covered (the row and column regarding the unknown is not covered). See Figure 3 for an example. In the same way that the traditional f-measure is invariant to the true negative [21], the OSFM is invariant to the true unknown. But note that the OSFM takes into account both the false unknown (known samples classified as unknown) and the false known (unknown samples classified as known).

4.2. Datasets

For validating the proposed method and comparing it with existing methods, we consider six datasets. In the 15-Scenes [22] dataset (with 15 classes), the images are represented by a bag-of-visual-word vector created with soft assignment [23] and max pooling [24], based on a codebook of

1,000 Scale Invariant Feature Transform (SIFT) codewords [25]. The Letter [26, 27] (with 26 classes) dataset represents the letters of the English alphabet (black-and-white rectangular pixel displays). In the Auslan [28] dataset (with 95 classes), the data was acquired using two Fifth Dimension Technologies (5DT) gloves hardware and two Ascension Flock-of-Birds magnetic position trackers. In the Caltech-256 [29] dataset (with 256 classes), the feature vectors consider a bag-of-visual-words characterization approach, with features acquired with dense sampling, SIFT descriptor for the points of interest, hard assignment [23], and average pooling [24]. For the ALOI [30] dataset (with 1,000 classes), the features were extracted with the Border/Interior (BIC) descriptor [31]. Finally, the Ukbench [32] dataset (with 2,550 classes) was also represented with BIC descriptor [31]. These datasets or other datasets could be used with different characterizations, however, in this work, we focus on the learning part of the problem rather than on the feature characterization one.

In Table 1, we summarize the main features of the considered datasets in terms of number of samples, number of classes, dimensionality, and approximate number of samples per class. The feature vectors for all these datasets will be freely available online upon acceptance of this paper.

Table 1: General characteristics of the datasets used in the experiments.

Dataset	# samples	# classes	# features	# samples/class
15-Scenes	4,485	15	1,000	299
Letter	20,000	26	16	769
Auslan	146,949	95	22	1,546
Caltech-256	29,780	256	1,000	116
ALOI	108,000	1,000	128	108
Ukbench	10,200	2,550	128	4

4.3. Decision boundaries

For a better understanding of how the open-set methods discussed herein work, we start with a simplified setup in which 2-dimensional datasets are considered. For these datasets, we show the *decision boundaries* of the classifiers. For these cases, we show the region of the feature space in which a possible test sample would be classified as one of the known classes or unknown. We also show how each classifier handles the open space. Figure 4 depicts the images of decision boundaries for the Four-gauss [20] dataset. In Figure 4i, we see that the SSVM gracefully bounds the open space; any sample that would appear in the white region would be classified as unknown.

4.4. Results

We performed the experiments simulating an open-set scenario in which 3, 6, 9, and 12 classes are available for training the classifier. The remaining classes of each dataset is unknown at the training phase. We considered 10 different rounds of experiments with different sets of classes available for training. The same sets of classes are

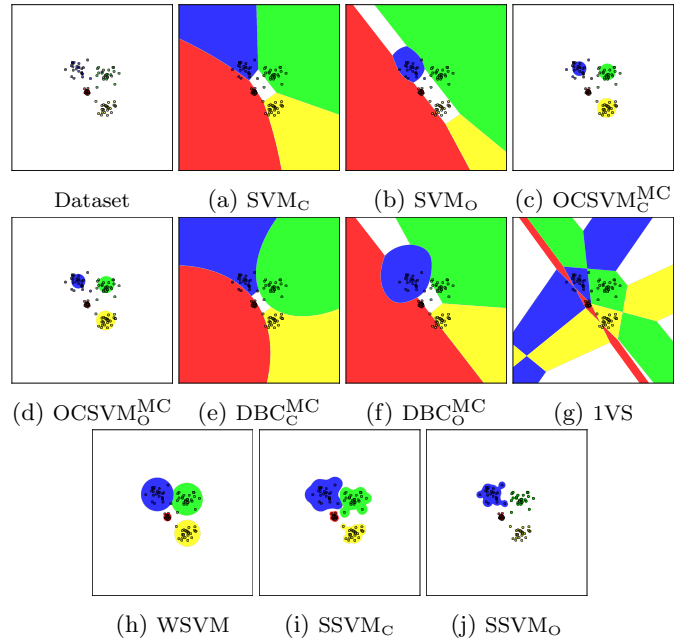


Figure 4: Decision boundaries for the Four-gauss dataset. The non-white regions represent the region in which a test sample would be classified as belonging to the same class of the samples with the same color. All samples in the white regions would be classified as unknown.

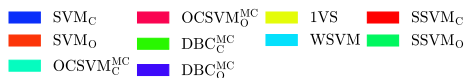
selected among the experiments with different classifiers and also the same samples are used for training, testing, and validation (paired experiment).

Figure 5 shows the results considering the NA and OSFM_M for all datasets. For most of the cases, the SSVM_O obtained the best results. For these datasets, the most recent open-set classifiers WSVM and 1VS obtained bad results, even worse than SVM's results. The other open-set classifier, DBC_C^{MC}, with open-set grid search, obtained good results, but the SSVM_O outperforms DBC_O^{MC} in all cases.

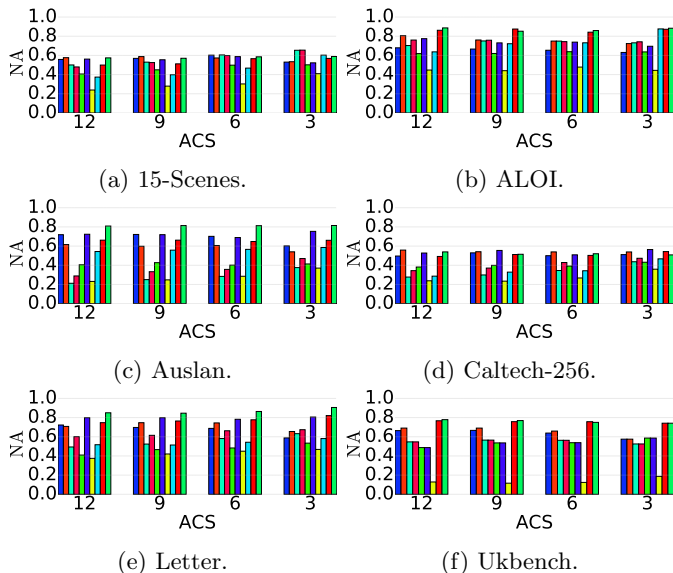
We performed a Wilcoxon test with Bonferroni's correction [33] to confirm the statistical differences (95% of confidence) between our proposed SSVM_O (with better accuracy) and the remaining classifiers. In Table 2, we summarize the statistical tests.

Table 2 shows that the SSVM_O obtained results strictly better than the baselines considering the NA in all cases. Considering the OSFM_M and the OSFM_μ, the SSVM_O obtained results strictly better than the baselines in most of the cases. For these measures, the SSVM using the open-set grid search is better or equivalent to the SSVM with closed-set grid search. Only considering the AKS, the SSVM_O is slightly worse compared to some classifiers in some cases. But in these cases, it is always better regarding the AUS and regarding some of the other measures.

The WSVM is not presented in Table 2 because it is not able to run on Ukbench dataset; note in Table 1 that Ukbench has only four samples per class (two of them are



Normalized accuracy (NA)



Macro-averaging open-set f-measure ($OSFM_M$)

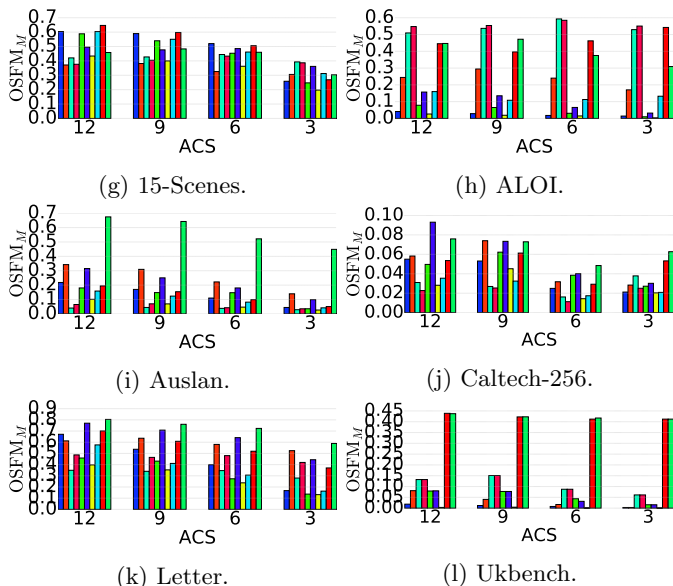


Figure 5: Results for all datasets regarding normalized accuracy (NA), macro-averaging open-set f-measure ($OSFM_M$), and micro-averaging open-set f-measure ($OSFM_\mu$) considering 3, 6, 9, and 12 available classes (ACS).

Table 2: Statistical tests for all datasets (15-Scenes, ALOI, Auslan, Caltech-256, Letter, and Ukbench) considering the normalized accuracy (NA), macro-averaging open-set f-measure ($OSFM_M$), micro-averaging open-set f-measure ($OSFM_\mu$), accuracy on known samples (AKS), and accuracy on unknown samples (AUS) comparing the $SSVM_O$ with the other methods. Empty cells indicate there is no statistical difference between $SSVM_O$ and the method in the column. The \checkmark mark indicates that $SSVM_O$ wins and \times indicates that the method in the column wins. The column ACS indicates the number of available classes for training.

Measure	ACS	SVM_c	SVM_o	$OCSVM_c^{MC}$	$OCSVM_o^{MC}$	DBC_c^{MC}	DBC_o^{MC}	1VS	$SSVM_c$
NA	3	\checkmark	\checkmark	\checkmark	\checkmark	\checkmark	\checkmark	\checkmark	\checkmark
	6	\checkmark	\checkmark	\checkmark	\checkmark	\checkmark	\checkmark	\checkmark	\checkmark
	9	\checkmark	\checkmark	\checkmark	\checkmark	\checkmark	\checkmark	\checkmark	\checkmark
	12	\checkmark	\checkmark	\checkmark	\checkmark	\checkmark	\checkmark	\checkmark	\checkmark
$OSFM_M$	3	\checkmark	\checkmark	\checkmark	\checkmark	\checkmark	\checkmark	\checkmark	\checkmark
	6	\checkmark	\checkmark	\checkmark	\checkmark	\checkmark	\checkmark	\checkmark	\checkmark
	9	\checkmark	\checkmark	\checkmark	\checkmark	\checkmark	\checkmark	\checkmark	\checkmark
	12	\checkmark	\checkmark	\checkmark	\checkmark	\checkmark	\checkmark	\checkmark	\checkmark
$OSFM_\mu$	3	\checkmark	\checkmark	\checkmark	\checkmark	\checkmark	\checkmark	\checkmark	\checkmark
	6	\checkmark	\checkmark	\checkmark	\checkmark	\checkmark	\checkmark	\checkmark	\checkmark
	9	\checkmark	\checkmark	\checkmark	\checkmark	\checkmark	\checkmark	\checkmark	\checkmark
	12	\checkmark	\checkmark	\checkmark	\checkmark	\checkmark	\checkmark	\checkmark	\checkmark
AKS	3	\times	\checkmark	\checkmark	\checkmark	\times	\checkmark	\checkmark	\times
	6	\times	\checkmark	\checkmark	\checkmark	\checkmark	\checkmark	\checkmark	\times
	9	\times	\checkmark	\checkmark	\checkmark	\checkmark	\checkmark	\checkmark	\times
	12	\times	\checkmark	\checkmark	\checkmark	\checkmark	\checkmark	\checkmark	\times
AUS	3	\checkmark	\checkmark	\checkmark	\checkmark	\checkmark	\checkmark	\checkmark	\checkmark
	6	\checkmark	\checkmark	\checkmark	\checkmark	\checkmark	\checkmark	\checkmark	\checkmark
	9	\checkmark	\checkmark	\checkmark	\checkmark	\checkmark	\checkmark	\checkmark	\checkmark
	12	\checkmark	\checkmark	\checkmark	\checkmark	\checkmark	\checkmark	\checkmark	\checkmark

for training) and the WSVM is not able to generate the model with less than three samples per class [5].

As we could not present the statistical tests for WSVM in Table 2, we compare the $SSVM_O$ with WSVM considering the NA for all datasets except the Ukbench (for which WSVM cannot run). For 3, 6, 9, and 12 available classes, we obtained the p-values 1.23^{-5} , 7.79^{-10} , 1.19^{-9} , and 7.79^{-10} , respectively. In all these cases, the $SSVM_O$ outperformed WSVM with statistical difference.

5. Conclusions and future work

In this paper, we proposed a method that relies on the SVM classifier and ensure that the open space of the multiclass classifier is always bounded. For this, we ensure a negative bias term b for every binary classifier that composes the multiclass one-vs-all one. When the b is negative, only the samples in a bounded region of the feature space would be classified as positive. Furthermore, the positive region is the region near the support vectors, consequently, near the positive samples.

We also proposed the open-set grid search and showed that this method of grid searching the parameters is more effective than the traditional one for the proposed classification method. The reason is that it simulates the open-set scenario while performing the grid search on the parameters and thus allows a better generalization capability during testing. In this work, we presented an initial version of the open-set grid search and further investigations on how the grid search for open-set scenarios can be performed is a future work.

References

- [1] C. M. Bishop, *Pattern Recognition and Machine Learning*, 1st Edition, Information Science and Statistics, Springer-Verlag New York, 2006.
- [2] L. Breiman, Random forests, *Machine Learning* 45 (1) (2001) 5–32.
- [3] V. Vapnik, A. Chervonenkis, A note on one class of perceptrons, *Automation and Remote Control* 25 (1).
- [4] C. Cortes, V. Vapnik, Support-vector networks, *Machine Learning* 20 (3) (1995) 273–297.
- [5] W. J. Scheirer, L. P. Jain, T. E. Boult, Probability models for open set recognition, *Transactions on Pattern Analysis and Machine Intelligence* 36 (11) (2014) 2317–2324.
- [6] L. P. Jain, W. J. Scheirer, T. E. Boult, Multi-class open set recognition using probability of inclusion, in: *European Conference on Computer Vision*, Vol. 8691 of *Lecture Notes in Computer Science*, Springer International Publishing, Zurich, Switzerland, 2014, pp. 393–409.
- [7] A. Bendale, T. E. Boult, Towards open world recognition, in: *Intl. Conference on Computer Vision and Pattern Recognition*, IEEE Press, Boston, MA, 2015, pp. 1893–1902.
- [8] G. F. Hughes, On the mean accuracy of statistical pattern recognizers, *Transactions on Information Theory* 14 (1) (1968) 55–63.
- [9] A. Rocha, S. Goldenstein, Multiclass from binary: Expanding one-vs-all, one-vs-one and ECOC-based approaches, *Transactions on Neural Networks and Learning Systems* 25 (2) (2014) 289–302.
- [10] W. J. Scheirer, A. d. R. Rocha, A. Sapkota, T. E. Boult, Towards open set recognition, *Transactions on Pattern Analysis and Machine Intelligence* 35 (7) (2013) 1757–1772.
- [11] J. P. Papa, A. X. Falcão, P. A. V. Miranda, C. T. N. Suzuki, N. D. A. Mascarenhas, Design of robust pattern classifiers based on optimum-path forests, in: *Intl. Symposium on Mathematical Morphology*, Vol. 1, MCT/INPE, Rio de Janeiro, 2007, pp. 337–348.
- [12] B. Heflin, W. J. Scheirer, T. E. Boult, Detecting and classifying scars, marks, and tattoos found in the wild, in: *Intl. Conference on Biometrics: Theory, Applications and Systems*, IEEE Press, Arlington, VA, 2012, pp. 31–38.
- [13] D. A. Pritsos, E. Stamatatos, Open-set classification for automated genre identification, in: P. Serdyukov, P. Braslavski, S. O. Kuznetsov, J. Kamps, S. Rüger, E. Agichtein, I. Segalovich, E. Yilmaz (Eds.), *Advances in Information Retrieval*, Vol. 7814 of *Lecture Notes in Computer Science*, Springer Berlin Heidelberg, 2013, pp. 207–217.
- [14] B. Schölkopf, J. C. Platt, J. Shawe-Taylor, A. J. Smola, R. C. Williamson, Estimating the support of a high-dimensional distribution, Tech. rep., Microsoft Research, Redmond, WA (Nov. 1999).
- [15] F. d. O. Costa, M. Eckmann, W. J. Scheirer, A. Rocha, Open set source camera attribution, in: *Conference on Graphics, Patterns, and Images*, IEEE Press, Ouro Preto, 2012, pp. 71–78.
- [16] F. d. O. Costa, E. Silva, M. Eckmann, W. J. Scheirer, A. Rocha, Open set source camera attribution and device linking, *Pattern Recognition Letters* 39 (2014) 92–101.
- [17] C.-C. Chang, C.-J. Lin, LIBSVM: A library for support vector machines, *Transactions on Intelligent Systems and Technology* 2 (3) (2011) 27:1–27:27.
- [18] B. E. Boser, I. M. Guyon, V. N. Vapnik, A training algorithm for optimal margin classifiers, in: *Annual Workshop on Computational Learning Theory*, ACM Press, Pittsburgh, PA, 1992, pp. 144–152.
- [19] B. Schölkopf, A. J. Smola, *Learning with kernels*, 1st Edition, Adaptive Computation and Machine Learning, The MIT Press, 2001.
- [20] L. I. Kuncheva, S. T. Hadjitodorov, Using diversity in cluster ensembles, in: *Intl. Conference on Systems, Man and Cybernetics*, Vol. 2, IEEE Press, The Hague, Netherlands, 2004, pp. 1214–1219.
- [21] M. Sokolova, G. Lapalme, A systematic analysis of performance measures for classification tasks, *Information Processing and Management* 45 (4) (2009) 427–437.
- [22] S. Lazebnik, C. Schmid, J. Ponce, Beyond bags of features: Spatial pyramid matching for recognizing natural scene categories, in: *Intl. Conference on Computer Vision and Pattern Recognition*, Vol. 2, IEEE Press, New York, NY, 2006, pp. 2169–2178.
- [23] J. C. van Gemert, C. J. Veenman, A. W. M. Smeulders, J.-M. Geusebroek, Visual word ambiguity, *Transactions on Pattern Analysis and Machine Intelligence* 32 (7) (2010) 1271–1283.
- [24] Y.-L. Boureau, F. Bach, Y. LeCun, J. Ponce, Learning mid-level features for recognition, in: *Intl. Conference on Computer Vision and Pattern Recognition*, IEEE Press, San Francisco, CA, 2010, pp. 2559–2566.
- [25] D. Lowe, Distinctive image features from scale-invariant keypoints, *Intl. Journal of Computer Vision* 60 (2) (2004) 91–110.
- [26] P. W. Frey, D. J. Slate, Letter recognition using holland-style adaptive classifiers, *Machine Learning* 6 (2) (1991) 161–182.
- [27] D. Michie, D. J. Spiegelhalter, C. C. Taylor, *Machine learning, neural and statistical classification*, Ellis Horwood Series in Artificial Intelligence, Prentice Hall, Upper Saddle River, NJ, 1994.
- [28] M. W. Kadous, Temporal classification: Extending the classification paradigm to multivariate time series, Ph.D. thesis, The University of New South Wales, New South Wales, Australia (Oct. 2002).
- [29] G. Griffin, A. Holub, P. Perona, Caltech-256 object category dataset, Tech. rep., California Institute of Technology (2007).
- [30] J.-M. Geusebroek, G. J. Burghouts, A. W. M. Smeulders, The amsterdam library of object images, *Intl. Journal of Computer Vision* 61 (1) (2005) 103–112.
- [31] R. O. Stehling, M. A. Nascimento, A. X. Falcão, A compact and efficient image retrieval approach based on border/interior pixel classification, in: *Intl. Conference on Information and Knowledge Management*, ACM Press, McLean, VA, 2002, pp. 102–109.
- [32] D. Nist, H. Stew, Scalable recognition with a vocabulary tree, in: *Intl. Conference on Computer Vision and Pattern Recognition*, Vol. 2, IEEE Press, New York, NY, 2006, pp. 2162–2168.
- [33] J. Demšar, Statistical comparisons of classifiers over multiple data sets, *Journal of Machine Learning Research* 7 (2006) 1–30.