

Non-aligned Drawings of Planar Graphs

Therese Biedl¹ and Claire Pennarun²

¹ David R. Cheriton School of Computer Science, University of Waterloo, Waterloo, Canada. biedl@uwaterloo.ca

² Univ. Bordeaux, CNRS, LaBRI, UMR 5800, F-33400 Talence, France. claire.pennarun@labri.fr

Abstract. A *non-aligned* drawing of a graph is a drawing where no two vertices are in the same row or column. Auber et al. showed that not all planar graphs have a non-aligned planar straight-line drawing in the $n \times n$ -grid. They also showed that such a drawing exists if up to $n - 3$ edges may have a bend.

In this paper, we give algorithms for non-aligned planar drawings that improve on the results by Auber et al. In particular, we give such drawings in an $n \times n$ -grid with at most $\frac{2n-5}{3}$ bends, and we study what grid-size can be achieved if we insist on having straight-line drawings.

1 Introduction

At last year's GD conference, Auber et al. [3] introduced the concept of *rook-drawings*: these are drawings of a graph in an $n \times n$ -grid such that no two vertices are in the same row or the same column (thus, if the vertices were rooks on a chessboard, then no vertex could beat any other). They showed that not all planar graphs have a planar straight-line rook-drawing, and then gave a construction of planar rook-drawings with at most $n - 3$ bends. From now on, all drawings are required to be planar.

In this paper, we continue the study of rook-drawings. Note that if a graph has no straight-line rook-drawing, then we can relax the restrictions in two possible ways. We could either, as Auber et al. did, allow to use bends for some of the edges, and try to keep the number of bends small. Or we could increase the grid-size and ask what size of grid can be achieved for straight-line drawings in which no two vertices share a row or a column; this type of drawing is known as *non-aligned drawing* [1]. A rook-drawing is then a non-aligned drawing on an $n \times n$ -grid.

Existing results: Apart from the paper by Auber et al., non-aligned drawings have arisen in a few other contexts. Alamdari and Biedl showed that every graph has an inner rectangular drawing also has a non-aligned drawing [1]. These drawings are so-called rectangle-of-influence drawings and can hence be assumed to be in an $n \times n$ -grid. In particular, every 4-connected planar graph with at most $3n - 7$ edges therefore has a rook-drawing (see Section 3.1 for details). Non-aligned drawings were also created by Di Giacomo et al. [11] in the

context of upward-rightward drawings. They showed that every planar graph has a non-aligned drawing in an $O(n^4) \times O(n^4)$ -grid. Finally, there have been studies about drawing graphs with the opposite goal, namely, creating as many collinear vertices as possible [18].

Our results: In this paper, we show the following (the bounds listed here are upper bounds; see the sections for tighter bounds):

- Every planar graph has a non-aligned straight-line drawing in an $n^2 \times n^2$ -grid. This is achieved by taking any weak barycentric representation (for example, the one by Schnyder [20]), scaling it by a big enough factor, and then moving vertices slightly so that they have distinct coordinates while maintaining a weak barycentric representation.
- Every planar graph has a non-aligned straight-line drawing in an $n \times \frac{1}{2}n^3$ -grid. This is achieved by creating drawings with the canonical ordering [13] in a standard fashion (similar to [10]). However, we pre-compute all the x -coordinates (and in particular, make them a permutation of $\{1, \dots, n\}$), and then argue that with the standard construction the slopes do not get too big, and hence the height is quadratic. Modifying the construction a bit, we can also achieve that all y -coordinates are distinct and that the height is cubic.
- Every planar graph has a rook-drawing with at most $\frac{2n-5}{3}$ bends. This is achieved via creating a so-called rectangle-of-influence drawing of a modification of G , and arguing that each modification can be undone while adding only one bend.

Our bounds are even better for 4-connected planar graphs. In particular, every 4-connected planar graph has a rook-drawing with at most 1 bend (and more generally, the number of bends is no more than the number of so-called filled triangles). We also show that any so-called nested-triangle graph has a non-aligned straight-line drawing in an $n \times (\frac{4}{3}n - 1)$ -grid.

2 Non-aligned straight-line drawings

In this section, all drawings are required to be straight-line drawings.

2.1 Non-aligned drawings on an $n^2 \times n^2$ -grid

We first show how to construct non-aligned drawings in an $n^2 \times n^2$ -grid by scaling and perturbing a so-called *weak barycentric representation* (reviewed below). In the following, a vertex v is assigned to a triplet of non-negative integer coordinates $(p_0(v), p_1(v), p_2(v))$. For two vertices u, v and $i = 0, 1, 2$, we say that $p_i(u) <_{\text{lex}} p_i(v)$ if either $p_i(u) < p_i(v)$ or $p_i(u) = p_i(v)$ and $p_{i+1}(u) < p_{i+1}(v)$. Note that in this section, addition on the subscripts is done modulo 3.

Definition 1 ([20]). A weak barycentric representation of a graph G is an injective function mapping each $v \in V(G)$ to a point $(p_0(v), p_1(v), p_2(v)) \in \mathbb{N}_0^3$ such that:

- $p_0(v) + p_1(v) + p_2(v) = c$ for every vertex v , where c is a constant independent of the vertex,
- for each edge (u, v) and each vertex $w \neq \{u, v\}$, there is some $k \in \{0, 1, 2\}$ such that $p_k(u) <_{lex} p_k(z)$ and $p_k(v) <_{lex} p_k(z)$.

Theorem 1 ([20]). *Every planar graph with n vertices has a weak barycentric representation with $c = n - 1$. Furthermore, $0 \leq p_i(v) \leq n - 2$ for all vertices $v \in V$ and all $i \in \{0, 1, 2\}$.*

Observe that weak barycentric representations are preserved under scaling, i.e., if we have a weak barycentric representation \mathcal{P} (say with constant c), then we can scale all assigned coordinates by the same factor N and obtain another weak barycentric representation (with constant $c \cdot N$). We need to do slightly more, namely scale and “twist”, as detailed in the following lemma (not proved here).

Lemma 1. *Let G be a graph with a weak barycentric representations $\mathcal{P} = ((p_0(v), p_1(v), p_2(v)))_{v \in V}$. Let $N \geq 1 + \max_{v \in V} \{\max_{i=0,1,2} p_i(v)\}$ be a positive integer. Define \mathcal{P}' to be the assignment $p'_i(v) := N \cdot p_i(v) + p_{i+1}(v)$ for $i = 0, 1, 2$. Then \mathcal{P}' is also a weak barycentric representation.*

Applying this to Schnyder’s weak barycentric representation, we now have:

Theorem 2. *Every planar graph has a non-aligned straight-line planar drawing in an $(n(n - 2)) \times (n(n - 2))$ -grid.*

Proof. Let $\mathcal{P} = ((p_0(v), p_1(v), p_2(v)))_{v \in V}$ be the weak barycentric representation of Theorem 1; we know that $0 \leq p_i(v) \leq n - 2$ for all v and all i . Now apply Lemma 1 with $N = n - 1$ to obtain the weak barycentric representation \mathcal{P}' with $p'_i(v) = (n - 1)p_i(v) + p_{i+1}(v)$. Observe that $p'_i(v) \leq (n - 1)(n - 2) + (n - 2) = n(n - 2)$. Also, $p'_i(v) \geq 1$ since not both $p_i(v)$ and $p_{i+1}(v)$ can be 0. (More precisely, $p_i(v) = 0 = p_{i+1}(v)$ would imply $p_{i+2}(v) = n - 1$, contradicting $p_{i+2}(v) \leq n - 2$.)

As shown by Schnyder [20], mapping each vertex v to point $(p'_0(v), p'_1(v))$ gives a planar straight-line drawing of G . By the above, this drawing has the desired grid-size. It remains to show that it is non-aligned, i.e., for any two vertices u, v and any $i \in \{0, 1\}$, we have $p'_i(u) \neq p'_i(v)$. Assume after possible renaming that $p_i(u) \leq p_i(v)$. We have two cases:

- If $p_i(u) < p_i(v)$, then $p_i(u) \leq p_i(v) - 1$ since \mathcal{P} assigns integers. Thus $N \cdot p_i(u) \leq N \cdot p_i(v) - N < N \cdot p_i(v) - p_{i+1}(u) + p_{i+1}(v)$ since $p_{i+1}(u) < N$ and $p_{i+1}(v) \geq 0$. Therefore $p'_i(u) < p'_i(v)$.
- If $p_i(u) = p_i(v)$, then $p_{i+1}(u) \neq p_{i+1}(v)$ (else the three coordinates of u and v would be the same, which is impossible since \mathcal{P} is an injective function). Then $p'_i(u) = N \cdot p_i(u) + p_{i+1}(u) \neq N \cdot p_i(v) + p_{i+1}(v) = p'_i(v)$. \square

2.2 Non-aligned drawings on an $n \times f(n)$ -grid

We now show how to build non-aligned drawings for which the width is the minimum-possible n , and the height is $\approx \frac{1}{2}n^3$. We use the well-known canonical ordering for *triangulated plane graphs*, i.e., graphs for which the planar embedding is fixed and all faces (including the outer-face) are triangles. We hence assume throughout that G is triangulated; we can achieve this by adding edges and delete them in the obtained drawing.

The *canonical ordering* [13] of such a graph is a vertex order v_1, \dots, v_n such that $\{v_1, v_2, v_n\}$ is the outer-face, and for any $3 \leq k \leq n$, the graph G_k induced by v_1, \dots, v_k is 2-connected. This implies that v_k has at least 2 *predecessors* (i.e., neighbours in G_{k-1}), and its predecessors form an interval on the outer-face of G_{k-1} . We assume (after possible renaming) that v_1 is the neighbor of v_2 found in clockwise order on the outer-face, and enumerate the outer-face of graph G_{k-1} in clockwise order as c_1, \dots, c_L with $c_1 = v_1$ and $c_L = v_2$. Then the predecessors of v_k consist of c_ℓ, \dots, c_r for some $1 \leq \ell < r \leq L$; we call c_ℓ and c_r the *leftmost* and *rightmost* predecessor of v_k (see also Fig. 1). In this section, $x(v)$ and $y(v)$ denote the x - and y -coordinates of a vertex v , respectively.

Distinct x -coordinates We first give a construction that achieves distinct x -coordinates in $\{1, \dots, n\}$ (but y -coordinates may coincide). Let v_1, \dots, v_n be a canonical ordering. The goal is to build a straight-line drawing of the graph G_k induced by v_1, \dots, v_k using induction on k . The key idea is to define *all* x -coordinates beforehand. Define an orientation of the edges of G as follows. Direct (v_1, v_2) as $v_1 \rightarrow v_2$. For $k \geq 3$, if c_r is the rightmost predecessor of v_k , then direct all edges from predecessors of v_k towards v_k , with the exception of (v_k, c_r) , which is directed $v_k \rightarrow c_r$.

By induction on k , one easily shows that the orientation of G_k is acyclic, with unique source v_1 and unique sink v_2 , and the outer-face directed $c_1 \rightarrow \dots \rightarrow c_L$. Find a topological order $x : V \rightarrow \{1, \dots, n\}$ of the vertices, i.e., if $u \rightarrow v$ then $x(u) < x(v)$. We use this topological order as our x -coordinates, and hence have $x(v_1) = 1$ and $x(v_2) = n$. (We thus use two distinct vertex-orderings: one defined by the canonical ordering, which is used to compute y -coordinates, and one defined by the topological ordering derived from the canonical ordering, which directly gives the x -coordinates.)

Now construct a drawing of G_k that respects these x -coordinates by induction on k ; see also Fig. 1. Start with v_1 at $(1, 2)$, v_3 at $(x(v_3), 2)$ and v_2 at $(n, 1)$.

For $k \geq 3$, let c_ℓ and c_r be the leftmost and rightmost predecessor of v_{k+1} . Notice that $x(c_\ell) < \dots < x(c_r)$ due to our orientation. Let y^* be the smallest integer value such that any c_j , for $\ell \leq j \leq r$, can “see” the point $p = (x(v_{k+1}), y^*)$ in the sense that the line segment from c_j to p intersects no other vertices or edges. Since c_j is on the outer-face, then c_j can see all points on the ray upward from c_j . Furthermore, by tilting this ray slightly, c_j can also see all sufficiently high points on the vertical line $\{x = x(v_{k+1})\}$. Thus, such a y^* exists. Placing v_{k+1} at $(x(v_{k+1}), y^*)$ hence gives a planar drawing of G_{k+1} , and we continue until we get a drawing of $G_n = G$.

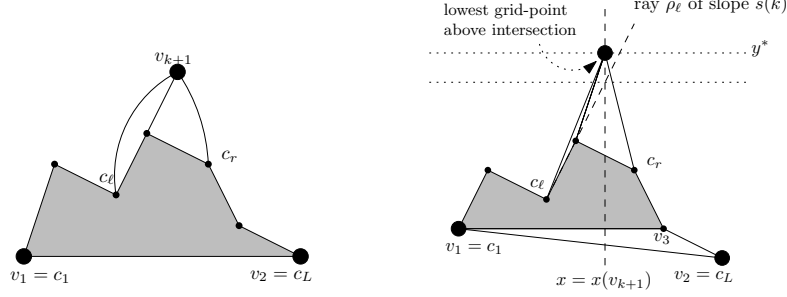


Fig. 1. (Left) Illustration of a canonical order. (Right) Finding a y -coordinate for v_{k+1} .

To analyze the height of this construction, we bound the slopes.

Lemma 2. Define $s(k) := k - 3$ for $k \geq 3$. All edges on the outer-face of the constructed drawing of G_k have slope at most $s(k)$ for $k \geq 3$.

Proof. (Sketch) In the drawing of G_k , let ρ_ℓ be the ray of slope $s(k)$ starting at c_ℓ . Consider the place where this ray intersects the vertical line $\{x = x(v_{k+1})\}$, and let y' be the smallest y -coordinate of a grid point vertically above this intersection point. Hence

$$y' \leq y(c_\ell) + (x(v_{k+1}) - x(c_\ell)) \cdot s(k) + 1. \quad (1)$$

Since all edges on the outer-face of G_k have slope at most $s(k)$, one can easily verify that point $(x(v_{k+1}), y')$ can see all of c_ℓ, \dots, c_r , so we have $y^* \leq y'$. Also, the worst new slope among the edges of the outer-face of G_k occurs at edge (c_ℓ, v_{k+1}) , which by Equation (1) has slope at most

$$\frac{y' - y(c_\ell)}{x(v_{k+1}) - x(c_\ell)} \leq s(k) + \frac{1}{x(v_{k+1}) - x(c_\ell)} \leq s(k) + 1 = s(k + 1). \quad \square$$

Vertex v_n has x -coordinate at most $n - 1$, and the edge from v_1 to v_n has slope at most $s(n) = n - 3$. This shows that the y -coordinate of v_n is at most $2 + (n - 2) \cdot (n - 3)$. Since triangle $\{v_1, v_2, v_n\}$ bounds the drawing, this gives:

Theorem 3. Every planar graph has a planar straight-line drawing in an $n \times (2 + (n - 2)(n - 3))$ -grid such that all vertices have distinct x -coordinates.

While this theorem per se is not useful for non-aligned drawings, we find it interesting from a didactic point of view: It proves that polynomial coordinates can be achieved for straight-line drawings of planar graphs, and requires for this only the canonical ordering, but neither the properties of Schnyder trees [20] nor the details of how to “shift” that is needed for other methods using the canonical ordering (e.g. [10, 13]). We believe that our bound on the height is much too big, and that the true height is $o(n^2)$ and possibly $O(n)$.

Non-aligned drawings We now modify the above construction slightly to achieve distinct y -coordinates. Define the exact same x -coordinates and place v_1 and v_2 as before. To place vertex v_{k+1} , let y^* be the smallest y -coordinate such that point $(x(v_{k+1}), y^*)$ can see all predecessors of v_{k+1} , and such that none of v_1, \dots, v_k is in row $\{y = y^*\}$. Clearly this gives a non-aligned drawing. It remains to bound how much this increases the height.

Observe that we use y -coordinate 3 for v_3 , and all slopes in the drawing of G_3 are at most 1. All later vertices want to be placed with y -coordinate 3 or higher, and therefore have no row-conflict with v_1 and v_2 . Thus when placing v_{k+1} , at most $k - 2$ previous vertices could occupy rows that we wish to use for y^* . In consequence, Equation (1) is now replaced by

$$y^* \leq y(c_\ell) + (x(v_{k+1}) - x(c_\ell)) \cdot s'(k) + (k - 1) \quad (2)$$

where $s'(k)$ is the bound on the slope of the drawing of G_k . A proof similar to the one of Lemma 2 now shows:

Lemma 3. *Define $s'(k) := \sum_{i=1}^{k-2} i = \frac{1}{2}(k-1)(k-2)$ for $k \geq 3$. All edges on the outer-face of the constructed non-aligned drawing of G_k have slope at most $s'(k)$ for $k \geq 3$.*

The maximal slope is hence at most $\frac{1}{2}(n-1)(n-2)$, and if applicable, achieved at edge (v_1, v_n) . Since $x(v_n) - x(v_1) \leq n - 2$ and $y(v_1) = 2$, therefore the height is at most $2 + \frac{1}{2}(n-1)(n-2)^2$.

Theorem 4. *Every planar graph has a non-aligned straight-line drawing in an $n \times (2 + \frac{1}{2}(n-1)(n-2)^2)$ -grid.*

Comparing this to Theorem 2, we see that the aspect ratio is much worse, but the area is smaller. We suspect that the method results in a smaller height than the proven upper bound: Equation (2) is generally not tight, and so a smaller slope-bound (implying a smaller height) is likely to hold.

2.3 The special case of nested triangles

We now turn to non-aligned drawings of a special graph class. Define a *nested-triangle graph* G as follows. G has $3k$ vertices for some $k \geq 1$, say $\{u_i, v_i, w_i\}$ for $i = 1, \dots, k$. Vertices $\{u_i, v_i, w_i\}$ form a triangle (for $i = 1, \dots, k$). We also have paths u_1, u_2, \dots, u_k as well as v_1, v_2, \dots, v_k and w_1, w_2, \dots, w_k . With this the graph is 3-connected; we assume that its outer-face is $\{u_1, v_1, w_1\}$. All interior faces that are not triangles may or may not have a diagonal in them, and there are no restrictions on which diagonal (if any). Nested-triangle graphs are of interest in graph drawing because they are the natural lower-bound graphs for the area of straight-line drawings [12].

Theorem 5. *Any nested-triangle graph with $n = 3k$ vertices has a non-aligned straight-line drawing in an $n \times (\frac{4}{3}n - 1)$ -grid.*

Proof. The 4-cycle $\{w_k, v_k, v_{k-1}, w_{k-1}\}$ may or may not have a diagonal in it; after possible exchange of w_1, \dots, w_k and v_1, \dots, v_k we assume that there is no edge between v_{k-1} and w_k . For $i = 1, \dots, k$, place u_i at (i, i) , vertex v_i at $(3k + 1 - i, k + i)$, and w_i at $(k + i, 4k + 1 - 2i)$ (see Fig. 2). The x - and y -coordinates are all distinct. The x -coordinates range from 1 to n , and the maximal y -coordinate is $4k - 1 = \frac{4}{3}n - 1$. It is easy to check that all interior faces are drawn strictly convex, with the exception of $\{v_k, v_{k-1}, w_{k-1}, w_k\}$ which has a 180° angle at v_k , but our choice of naming ensured that there is no edge (v_{k-1}, w_k) . Thus any diagonal inside these 4-cycles can be drawn without overlap. Since G is planar, two edges joining vertices of different triangles cannot cross. Thus G is drawn without crossing in an $n \times (\frac{4}{3}n - 1)$ -grid. \square

In particular, notice that the octahedron is a nested-triangle graph (for $k = 2$) and this construction gives a non-aligned straight-line drawing in a 6×7 -grid. This is clearly optimal since it has no straight-line rook-drawing [3].

We conjecture that this construction gives the minimum-possible height for nested-triangle graphs among all non-aligned straight-line drawings.

3 Rook-drawings with bends

We now construct rook-drawings with bends; as before we do this only for triangulated graphs. The main idea is to find rook-drawings with only 1 bend for 4-connected triangulated graphs. Then convert any graph into a 4-connected triangulated graph by subdividing few edges and re-triangulating, and argue that the drawing for it, modified suitably, gives a rook-drawing with few bends.

We need a few definitions first. Fix a triangulated graph G . A *separating triangle* is a triangle that has vertices both strictly inside and strictly outside the triangle. G is *4-connected* (i.e., cannot be made disconnected by removing 3 vertices) if and only if it has no separating triangle. A *filled triangle* [7] of G is a triangle that has vertices strictly inside. Graph G has at least one filled triangle (namely, the outer-face) and every separating triangle is also a filled triangle. We denote by f_G the number of filled triangles of the graph G . A *rectangle-of-influence (RI) drawing* is a straight-line drawing such that for any edge (u, v) , the minimum axis-aligned rectangle containing u and v is *empty* in the sense that it contains no other vertex of the drawing in its relative interior (see Fig. 2). The following is known:

Theorem 6 ([7]). *Let G be a triangulated 4-connected graph and let e be an edge on the outer-face. Then $G - e$ has a planar RI-drawing. Moreover, the drawing is non-aligned and on an $n \times n$ -grid, the ends of e are at $(1, n)$ and $(n, 1)$, and the other two vertices on the outer-face are at $(2, 2)$ and $(n - 1, n - 1)$.*

The latter part of this claim is not specifically stated in [7], but can easily be inferred from the construction (see also a simpler exposition in [5]). RI-drawings are useful because they can be deformed (within limits) without introducing crossings. We say that two drawings Γ and Γ' of a graph have *the same relative*

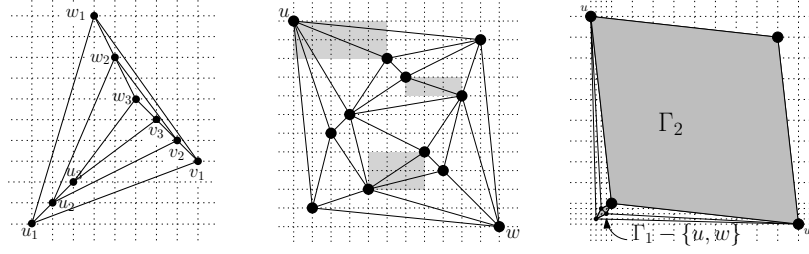


Fig. 2. A non-aligned straight-line drawing of a nested-triangle graph with $k = 3$ on an 9×11 -grid, an RI-drawing satisfying the conditions of Theorem 6, and combining two RI-drawings if all separating triangles contain (u, w) .

coordinates if for any two vertices v and w , we have $x_\Gamma(v) < x_\Gamma(w)$ if and only if $x_{\Gamma'}(v) < x_{\Gamma'}(w)$, and $y_\Gamma(v) < y_\Gamma(w)$ if and only if $y_{\Gamma'}(v) < y_{\Gamma'}(w)$, where $x_\Gamma(v)$ denotes the x -coordinate of v in Γ , etc. The following result appears to be folklore; we sketch a proof for completeness.

Observation 1 *Let Γ be an RI-drawing. If Γ' is a straight-line drawing with the same relative coordinates as Γ , then Γ' is an RI-drawing, and it is planar if and only if Γ is.*

Proof. The claim on the RI-drawing was shown by Liotta et al. [17]. It remains to argue planarity. Assume that edge (u, v) crosses edge (w, z) in an RI-drawing. Since all rectangles-of-influence are empty, this happens if and only if (up to renaming) we have $x(w) \leq x(u) \leq x(v) \leq x(z)$ and $y(u) \leq y(w) \leq y(z) \leq y(v)$. This only depends on the relative orders of u, v, w, z , and hence a transformation that maintains relative coordinates maintains planarity. \square

We need a slight strengthening of Theorem 6.

Lemma 4. *Let G be a triangulated graph, let $e \in E$ be an edge on the outer-face, and assume all separating triangles contain e . Then $G - e$ has a planar RI-drawing. Moreover, the drawing is non-aligned and on an $n \times n$ -grid, the ends of e are at $(1, n)$ and $(n, 1)$, and the other two vertices on the outer-face are at $(2, 2)$ and $(n - 1, n - 1)$.*

Proof. We proceed by induction on the number of separating triangles of G . In the base case, G is 4-connected and the claim holds by Theorem 6. For the inductive step, assume that $T = \{u, x, w\}$ is a separating triangle. By assumption it contains e , say $e = (u, w)$. Let G_1 be the graph consisting of T and all vertices inside T , and let G_2 be the graph obtained from G by removing all vertices inside T . Apply induction to both graphs. In drawing Γ_2 of $G_2 - e$, vertex x is on the outer-face and hence placed at $(2, 2)$. Now insert a (scaled-down) copy of

the drawing Γ_1 of G_1 , minus vertices u and w , in the square $(1, 2] \times (1, 2]$ (see Fig. 2). Since x was in the top-right corner of $\Gamma_1 - \{u, w\}$, the two copies of x can be identified. One easily verifies that this gives an RI-drawing, because within each drawing the relative coordinates are unchanged, and the two drawings are disjoint except at u and w . Finally, re-assign coordinates to the vertices while keeping relative coordinates intact so that we have an $n \times n$ -grid; by Observation 1 this gives a planar RI-drawing. \square

3.1 4-connected planar graphs

Combining Theorem 6 with Observation 1, we immediately obtain:

Theorem 7. *Let G be a triangulated 4-connected planar graph. Then G has a planar rook-drawing with at most one bend.*

Proof. Fix an arbitrary edge e on the outer-face, and apply Theorem 6 to obtain an RI-rook-drawing Γ of $G - e$ (see Fig. 3(a)). It remains to add in edge $e = (u, v)$. One end u of e is in the top-left corner, and the leftmost column contains no other vertex. The other end v is in the bottom-right corner, and the bottommost row contains no other vertex. We can hence route (u, v) by going vertically from u and horizontally from v , with the bend in the bottom-left corner. \square

Corollary 1. *Let G be a 4-connected planar graph. Then G has a rook-drawing with at most one bend, and with no bend if G is not triangulated.*

Proof. If G is triangulated then the result was shown above, so assume G has at least one face of degree 4 or more. Since G is 4-connected, one can add edges to G such that the result G' is triangulated and 4-connected [8]. Pick a face incident to an added edge e as outer-face of G' , and apply Theorem 6 to obtain an RI-drawing of $G' - e$. Deleting all edges in $G' - G$ gives the result. \square

Since we have only one bend, and the ends of the edge (u, v) that contain it are the top-left and bottom-right corner, we can remove the bend by stretching.

Theorem 8. *Every 4-connected planar graph has a non-aligned planar drawing in an $n \times (n^2 - 3n + 4)$ -grid and in a $(2n - 2) \times (2n - 2)$ -grid.*

Proof. Let Γ be the RI-drawing of $G - (u, v)$ with u at $(1, n)$ and v at $(n, 1)$. Relocate u to point $(1, n^2 - 3n + 4)$. The resulting drawing is still a planar RI-drawing by Observation 1. Now $y(u) - y(v) = (n - 2)(n - 1) + 1$, hence the line segment from u to v has slope less than $-(n - 2)$, and is therefore above point $(n - 1, n - 1)$ (and hence above all other vertices of the drawing). So we can add this edge without violating planarity, and obtain a non-aligned straight-line drawing of G (see Fig. 3(b)). For the other result, start with the same drawing Γ . Relocate u to $(1, 2n - 2)$ and v to $(2n - 2, 1)$. The line segment from u to v has slope -1 and crosses Γ only in the top right grid-square, which was empty. So we obtain a non-aligned planar straight-line drawing. (see Fig. 3(c)). \square

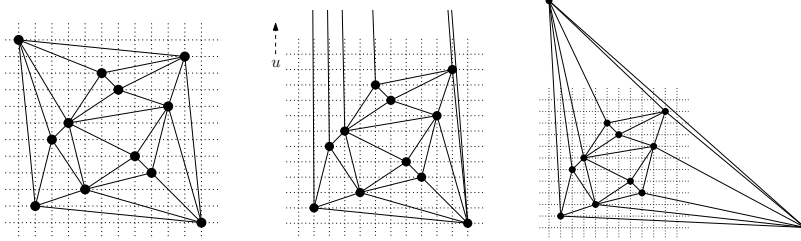


Fig. 3. An RI-rook-drawing of $G-e$, transformation into a non-aligned drawing of G of width n (where the top-left corner moved sufficiently high), and a second non-aligned drawing of G .

3.2 Constructing rook-drawings with few bends

We now explain the construction of a (poly-line) rook-drawing for a triangulated graph G with at least 5 vertices. We proceed as follows:

1. Find a small independent-filled-hitting set E_f . Here, an *independent-filled-hitting set* E' is a set of edges such that (i) every filled triangle has at least one edge in E' (we say that E' *hits* all filled triangles), and (ii) every face of G has at most one edge in E' (we say that E' is *independent*). We can show the following bound:

Lemma 5. *Any triangulated graph G of order n has an independent-filled-hitting set of size at most*

- f_G (where f_G is the number of filled triangles of G), and it can be found in $O(n)$ time,
- $\frac{2n-5}{3}$, and it can be found in $O((n \log n)^{1.5} \alpha(n, n))$ time (where α denotes the inverse Ackermann function) or approximated arbitrarily close in $O(n)$ time.

Proof. (Sketch) Compute a 4-coloring of the planar graph G , defining three perfect matchings in the dual graph. Let M_1, M_2, M_3 be the corresponding edge sets in G , and let E_i (for $i = 1, 2, 3$) be M_i with all edges removed that do not belong to a filled triangle. Since M_i stems from a 4-coloring, it contains exactly one edge of each triangle, hence E_i hits all filled triangles and $|E_i| \leq f_G$. Since M_i is the dual of a matching, E_i is independent.

Cardinal et al. [9] showed that any planar graph has at most $2n - 7$ edges that belong to a separating triangle, and similarly one can show that at most $2n - 5$ edges belong to a filled triangle (there are $2n - 5$ interior faces, and we can assign to each edge in a filled triangle the face on its “interior” side without double-counting faces). Therefore the best of E_1, E_2, E_3 contains at most $(2n - 5)/3$ edges. To find it, we can either compute a minimum-weight perfect matching for suitable weights [14], or approximate it with a linear-time PTAS based on Baker’s technique [4]. \square

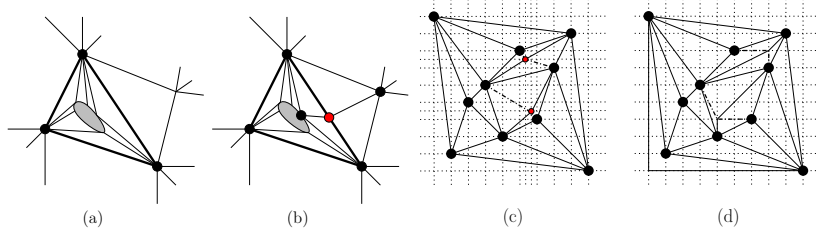


Fig. 4. (a,b) A separating triangle removed by subdividing and re-triangulating. (c) The RI-drawing of Fig. 2 reordered such that subdivision vertices (grey) are not at integer coordinates. (d) The drawing of (c), with subdivision vertices shifted to integer gridpoints.

2. Since the outer-face is a filled triangle, there exists one edge $e_o \in E_f$ that belongs to the outer-face. Define $E_s := E_f - \{e_o\}$ and notice that E_s contains no outer-face edges since E_f is independent.
3. As done in some previous papers [16, 9], remove separating triangles by subdividing all edges $e \in E_s$, and re-triangulate by adding edges from the subdivision vertex (see Fig. 4(a,b)). Let V_x be the new set of vertices, and let G_1 be the new graph. Observe that G_1 may still have separating triangles, but all those separating triangles contain e_o since E_f hits all filled triangles.
4. By Lemma 4, $G_1 - e_o$ has a non-aligned RI-drawing Γ where the ends of e_o are at the top-left and bottom-right corner.
5. Transform Γ into drawing Γ' so that the relative orders stay intact, the original vertices (i.e., vertices of G) are on an $n \times n$ -grid and the subdivision vertices (i.e., vertices in V_x) are inbetween.

This can be done by enumerating the vertices in x -order, and assigning new x -coordinates in this order, increasing to the next integer for each original vertex and increasing by $\frac{1}{|V_x|+1}$ for each subdivision vertex. Similarly update the y -coordinates (see Fig. 4(c)). Drawing Γ' is still a non-aligned RI-drawing, and the ends of e_o are on the top-left and bottom-right corner.

6. Let e be an edge in E_s with subdivision vertex x_e . Since e is an interior edge of G , x_e is an interior vertex of G_1 . Now move x_e to some integer gridpoint nearby. This is possible due to the following (not proved here):

Lemma 6. *Let Γ be a planar RI-drawing. Let x be an interior vertex of degree 4 with neighbours u_1, u_2, u_3, u_4 that form a 4-cycle. Assume that none of x, u_1, u_2, u_3, u_4 share a grid-line. Then we can move x to a point on grid-lines of its neighbours and obtain a planar RI-drawing.*

Note that the 4-cycle among the neighbours of x_e contains no other vertices in V_x , since E_s was independent. So any two subdivision vertices are separated via such a 4-cycle, and we can apply this operation to any subdivision-vertex independently.

7. Now replace each subdivision-vertex x_e by a bend, connected to the ends of e along the corresponding edges from x_e , see Fig. 4(d). (Sometimes, as

is the case in the example, we could also simply delete the bend and draw edge e straight-line.) None of the shifting changed positions for vertices of G , so we now have a rook-drawing of $G - e_o$ with bends. The above shifting of vertices does not affect outer-face vertices, so the ends of e_o are still in the top-left and bottom-right corner. As the final step draw e_o by drawing vertically from one end and horizontally from the other; these segments are not occupied by the rook-drawing.

We added one bend for each edge in E_f . By Lemma 5, we can find an E_f with $|E_f| \leq f_G$ and $|E_f| \leq \frac{2n-5}{3}$ (neither bound is necessarily smaller than the other), and hence have:

Theorem 9. *Any planar graph G of order n has a planar rook-drawing with at most b bends, with $b \leq \min\{\frac{2n-5}{3}, f_G\}$.*

4 Conclusion

In this paper, we continued the work on planar rook-drawings initiated by Auber et al. [3]. We constructed planar rook-drawings with at most $\frac{2n-5}{3}$ bends; the number of bends can also be bounded by the number of filled triangles. We also considered drawings that allow more rows and columns while keeping vertices on distinct rows and columns; we proved that such non-aligned planar straight-line drawings always exist and have area $O(n^4)$. As for open problems, the most interesting question is lower bounds. No planar graph is known that needs more than one bend in a planar rook-drawing, and no planar graph is known that needs more than $2n+1$ grid-lines in a planar non-aligned drawing. The “obvious” approach of taking multiple copies of the octahedron fails because the property of having a rook-drawing is not closed under taking subgraphs: if vertices are added, then they could “use up” extraneous grid-lines in the drawing of a subgraph. We conjecture that the $n \times (\frac{4}{3}n - 1)$ -grid achieved for nested-triangle graphs is optimal for planar straight-line non-aligned drawings with width n .

References

1. S. Alamdari and T. Biedl. Planar open rectangle-of-influence drawings with non-aligned frames. In M. van Kreveld and B. Speckmann, editors, *Graph Drawing (GD'11)*, volume 7034 of *LNCS*, pages 14–25. Springer-Verlag, 2012.
2. K. Appel and W. Haken. Every planar map is four colorable. I. Discharging. *Illinois J. Math.*, 21(3):429–490, 1977.
3. D. Auber, N. Bonichon, P. Dorbec, and C. Pennarun. Rook-drawing for plane graphs. In E. Di Giacomo and A. Lubiw, editors, *Graph Drawing and Network Visualization (GD 2015)*, volume 9411 of *LNCS*, pages 180–191. Springer, 2015.
4. B. Baker. Approximation algorithms for NP-complete problems on planar graphs. *J. ACM*, 41(1):153–180, 1994.
5. T. Biedl and M. Derka. The $(3,1)$ -canonical order. *Journal of Graph Algorithms and Applications*, 20(2):347–362, 2016.

6. T. Biedl, P. Bose, E. Demaine, and A. Lubiw. Efficient algorithms for Petersen's theorem. *J. Algorithms*, 38(1):110–134, 2001.
7. T. Biedl, A. Bretscher, and H. Meijer. Rectangle of influence drawings of graphs without filled 3-cycles. In J. Kratochvíl, editor, *Graph Drawing (GD'99)*, volume 1731 of *LNCS*, pages 359–368. Springer-Verlag, 1999.
8. T. Biedl, G. Kant, and M. Kaufmann. On triangulating planar graphs under the four-connectivity constraint. *Algorithmica*, 19(4):427–446, 1997.
9. J. Cardinal, M. Hoffmann, V. Kusters, C.D. Tóth, and M. Wettstein. Arc diagrams, flip distances, and Hamiltonian triangulations. In *Symp. Theoretical Aspects of Computer Science, STACS 2015*, volume 30 of *LIPICs*, pages 197–210, 2015.
10. M. Chrobak and G. Kant. Convex grid drawings of 3-connected planar graphs. *Internat. J. Comput. Geom. Appl.*, 7(3):211–223, 1997.
11. E. Di Giacomo, W. Didimo, M. Kaufmann, G. Liotta, and F. Montecchiani. Upward-rightward planar drawings. In *Information, Intelligence, Systems and Applications (IISA 2014)*, pages 145–150. IEEE, 2014.
12. D. Dolev, F.T. Leighton, and H.W. Trickey. Planar embedding of planar graphs. *Advances in Computing Research*, 2:147–161, 1984.
13. H. de Fraysseix, J. Pach, and R. Pollack. How to draw a planar graph on a grid. *Combinatorica*, 10:41–51, 1990.
14. H.N. Gabow and R.E. Tarjan. Faster scaling algorithms for general graph matching problems. *Journal of the ACM*, 38:815–853, 1991.
15. Goos Kant. A more compact visibility representation. *Internat. J. Comput. Geom. Appl.*, 7(3):197–210, 1997.
16. M. Kaufmann and R. Wiese. Embedding vertices at points: Few bends suffice for planar graphs. *Journal of Graph Algorithms and Applications*, 6(1):115–129, 2002.
17. G. Liotta, A. Lubiw, H. Meijer, and S. Whitesides. The rectangle of influence drawability problem. *Comput. Geom.*, 10(1):1–22, 1998.
18. G. Da Lozzo, V. Dujmovic, F. Frati, T. Mchedlidze, and V. Roselli. Drawing planar graphs with many collinear vertices. *CoRR*, abs/1606.03890, 2016.
19. N. Robertson, D. Sanders, P. Seymour, and R. Thomas. The four-colour theorem. *J. Combin. Theory Ser. B*, 70(1):2–44, 1997.
20. W. Schnyder. Embedding planar graphs on the grid. In *ACM-SIAM Symposium on Discrete Algorithms (SODA '90)*, pages 138–148, 1990.

A Proof of Lemma 1

Proof. We need to check the following properties:

- (a) For some constant c we have $p'_1(v) + p'_2(v) + p'_3(v) = c$ for all vertices v .
- (b) \mathcal{P}' is injective.
- (c) For each edge (u, v) and each vertex $z \neq \{u, v\}$, there is some $k \in \{1, 2, 3\}$ such that $p'_k(u) <_{\text{lex}} p'_k(z)$ and $p'_k(v) <_{\text{lex}} p'_k(z)$.

(a) Let c_P be the constant of \mathcal{P} . Then for each vertex v , $p'_1(v) + p'_2(v) + p'_3(v) = N(p_1(v) + p_2(v) + p_3(v)) + p_1(v) + p_2(v) + p_3(v) = N \cdot c_P + c_P$, which is a constant.

(b) Let $\{u, v\}$ be two vertices of G , $u \neq v$. Since \mathcal{P} is injective, we know that there exists $i \in \{1, 2, 3\}$ such that $p_i(u) \neq p_i(v)$. Without loss of generality, $p_i(u) > p_i(v)$. Since all coordinates p_i are integers, $p_i(u) \geq p_i(v) + 1$. Thus $N \cdot p_i(u) \geq N \cdot p_i(v) + N > N \cdot p_i(v) + p_{i+1}(v) - p_{i+1}(u)$ by $p_{i+1}(v) < N$ and $p_{i+1}(u) \geq 0$. Thus $p'_i(u) > p'_i(v)$ and \mathcal{P}' is injective.

(c) Let (u, v) be an edge of G and $z \neq \{u, v\}$ a vertex of G . Since \mathcal{P} is a weak barycentric representation, there is some $k \in \{1, 2, 3\}$ such that $p_k(u) <_{\text{lex}} p_k(z)$ and $p_k(v) <_{\text{lex}} p_k(z)$. We only show the claim for u , and have two cases:

- $p_k(u) < p_k(z)$: As in part (b), then $p'_k(u) < p'_k(z)$.
- $p_k(u) = p_k(z)$: Then $p_{k+1}(u) < p_{k+1}(z)$ by definition of $p_k(u) <_{\text{lex}} p_k(z)$ and $p'_k(u) = Np_k(u) + p_{k+1}(u) = Np_k(z) + p_{k+1}(u) < Np_k(z) + p_{k+1}(z) = p'_k(z)$.

So either way $p'_k(u) < p'_k(z)$ and hence $p'_k(u) <_{\text{lex}} p'_k(z)$. \square

B Proof of Lemma 2

Proof. Clearly this holds for $k = 3$ and $s(3) = 0$. Now assume it holds for some $k \geq 3$, and let c_ℓ, \dots, c_r be the predecessors of v_{k+1} . Fix one predecessor c_j for $\ell \leq j < r$, and consider the ray ρ_j of slope $s(k)$ starting from c_j . Since all edges in G_k have slope at most $s(k)$, vertex c_j can see all points that are above ρ_j and to the right of c_j . In particular, consider therefore the point where ray ρ_ℓ intersects the vertical line $\{(x, y) : x = x(v_{k+1})\}$, and set y' to be the smallest integer y -coordinate that is strictly above this intersection. By construction, point $(x(v_{k+1}), y')$ is above ρ_j and to the right of c_j for $j = \ell, \dots, r-1$, and hence can see all of them. It also can see c_r , because edge (c_{r-1}, c_r) has slope at most $s(k)$, and we chose the edge directions such that $x(c_{r-1}) < x(v_{k+1}) < x(c_r)$, so vertex v_{k+1} is horizontally between these two vertices and strictly above the edge between them, and the line from the proposed location of v_{k+1} to c_r hence has slope less than $s(k)$. So point $(x(v_{k+1}), y')$ can see all vertices c_ℓ, \dots, c_r . The real value of $y^* = y(v_{k+1})$ is hence no bigger than y' , and the slopes of edges incident to v_{k+1} is no more than what it would be if we placed it at y -coordinate y' .

Among the edges of the outer face incident to v_{k+1} , the steepest slope occurs on edge (c_ℓ, v_{k+1}) , since (as argued above) edge (v_{k+1}, c_r) has slope less than

$s(k)$. Since y' is the smallest integer y -coordinate above where ρ_ℓ intersects the line $(x = x(v_{k+1}))$ we have

$$y' \leq y(c_l) + (x(v_{k+1}) - x(c_l)) \cdot s(k) + 1$$

and by $x(v_{k+1}) - x(c_l) \geq 1$ hence the slope of (c_l, v_{k+1}) is at most

$$\frac{y' - y(c_l)}{x(v_{k+1}) - x(c_l)} \leq s(k) + \frac{1}{x(v_{k+1}) - x(c_l)} \leq s(k) + 1 = s(k+1) \quad (3)$$

as desired. \square

C Proof of Lemma 6

Proof. By properties of an RI-drawing, no interior vertex v of a triangulated graph can have two consecutive neighbours strictly inside two opposite quadrants, else the edge between these two neighbours would contain v in its rectangle-of-influence. Since $\deg(x) = 4$ and x is not aligned with any of its neighbours, therefore x has exactly one neighbour in each of its quadrants, say u_i is in quadrant i .

Consider the five columns of x, u_1, u_2, u_3, u_4 ; for ease of description we will denote these columns by $1, \dots, 5$ (in order from left to right), even though their actual x -coordinates may be different. Likewise let $1, \dots, 5$ be the five rows of x, u_1, u_2, u_3, u_4 . Since x has a neighbour in each quadrant, it must be at $(3, 3)$.

In the following, we use $R(u, v)$ to denote the smallest axis-aligned rectangle containing u and v on its boundary. Since we have an RI-drawing, $R(x, u_i)$ is empty for $i = 1, 2, 3, 4$, which means that the immediate region from x towards each quadrant is empty, which means that rectangle $R((2, 2), (4, 4))$ is empty.

Recall that no two vertices among x, u_1, u_2, u_3, u_4 share a grid-line. Therefore at least one of points $(2, 2)$ and $(4, 2)$ contains no vertex of G , because only one of x, u_1, u_2, u_3, u_4 is in row 2, and all other vertices are outside the 4-cycle u_1, u_2, u_3, u_4 while these two points are on or inside the 4-cycle. Up to symmetry therefore assume that point $(2, 2)$ contains no vertex. Move x to this point, which from now on we denote by x' .

Clearly x' lies on grid-lines of two of its neighbours. We claim that we obtain an RI-drawing, and verify the conditions for the four edges (x, u_i) separately:

- Vertex u_3 is on row 1 or 2 and column 1 or 2. But by choice of x' it is not at $(2, 2)$. No matter where it is, rectangle $R(u_3, x)$ has $x' = (2, 2)$ inside or on the boundary, and therefore $R(u_3, x') \subset R(u_3, x)$ is empty since (u_3, x) is an edge in an RI-drawing.
- Vertices u_3 and u_4 are on rows 1 and 2, but not on the same row, so $R(u_3, u_4)$ contains points that are between rows 1 and 2. Further, u_3 is on column 2 or left while u_4 is on column 4 or right, so $R(u_3, u_4)$ includes $R((2, 1), (4, 2))$. So the empty rectangle $R(u_3, u_4)$ contains point $(2, 2) = x'$ and therefore rectangle $R(x', u_4)$.

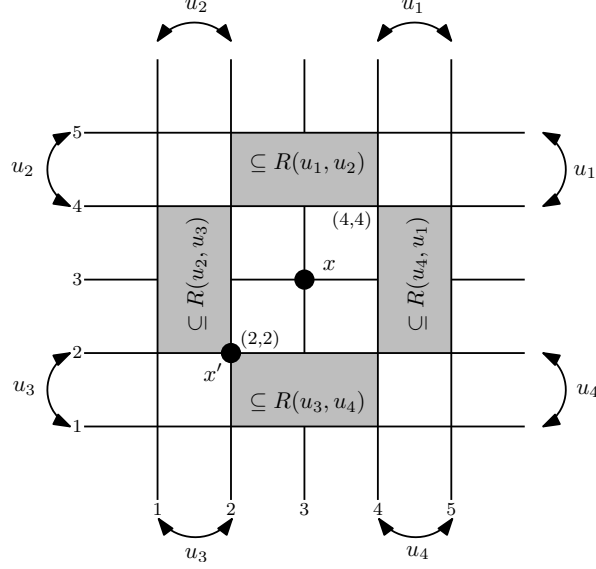


Fig. 5. Moving x to two grid-lines among its neighbours.

- Similarly one shows that $R(x', u_2)$ is empty.
- It remains to show that $R(x', u_1)$ is empty, regardless of the position of u_1 within quadrant 1. To do so, split $R(x', u_1)$ into parts and observe that all of them are empty. We already saw that $R_1 := R((2, 2), (4, 4))$ is empty. We also claim that $R_2 := R((2, 4), (4, 5))$ is empty. This holds because u_1 and u_2 are on rows 4 and 5 (but not on the same row) and this rectangle hence is within $R(u_1, u_2)$. Similarly one shows that $R_3 := R((4, 2), (5, 4))$ is empty. Notice that $R_1 \cup R_2 \cup R_3$ contains $R(x', u_1)$, unless u_1 is at $(5, 5)$. But in the latter case $R_4 := R((4, 4), (5, 5)) \subset R(x, u_1)$ is empty. So either way $R(x', u_1)$ is contained within the union of empty rectangles and therefore is empty. \square

D Independent-filled-hitting sets

Recall that we want to find a set E_f that *hits* all filled triangles (i.e., contains at least one edge of each filled triangles) and is *independent* (i.e., no face contains two edges of E_f). The sketch in the main part already explained how to find such a set that is small; in this section we review the appropriate definitions and properties in more detail.

Our first proof shows how to find a matching of size at most f_G in linear time. The existence of such a matching could easily be proved using the 4-color theorem (see below for more details), but with a different approach we can find it in linear time.

Lemma 7. *Any triangulated planar graph G has an independent-filled-hitting set E_f of size at most f_G . It can be found in linear time.*

Proof. We prove a slightly stronger statement, namely, that we can find such a set E_f and additionally (i) we can prescribe which edge e_o on the outer-face is in E_f , and (ii) every separating triangle has *exactly* one edge in E_f .

We proceed by induction on the number of filled triangles. If G has only one (namely, the outer-face), then use the prescribed edge e_o ; this satisfies all claims. Now assume G has multiple filled triangles, and let T_1, \dots, T_k (for $k \geq 1$) be the maximal separating triangles in the sense that no other separating triangle contains T_i inside. Define G_i (for $i = 1, \dots, k$) to be the graph consisting of T_i and all vertices inside T_i . Since we chose maximal separating triangles, graphs G_1, \dots, G_k are disjoint. Let the *skeleton* G^{skel} of G be the graph obtained from G by removing the interior of T_1, \dots, T_k .

Let $(G^{\text{skel}})^*$ be the dual graph of G^{skel} , i.e., it has a vertex for every face of G^{skel} and a dual edge e^* for any edge e that connects the two faces that e is incident to. Since G^{skel} is triangulated, its dual graph is 3-regular and 3-connected, and therefore has a perfect matching M by Petersen's theorem, and it can be found in linear time [6]. If the dual edge e_o^* of e_o is not in M , then find an alternating cycle that contains e_o^* and swap matching/non-matching edges so that e_o^* is in M .

For every maximal separating triangle T_i of G , exactly one edge e_i of T_i has its dual edge in matching M , since T_i forms a face in G^{skel} . Find an independent-filled-hitting set $E_f(G_i)$ of G_i that contains e_i recursively. Combine all these independent-filled-hitting sets into one set and add e_o to it (if not already in it); the result is set E_f . Every filled triangle of G is either the outer-face or a filled triangle of one of the subgraphs G_i , so this hits all filled triangles. Also, every filled triangle contains exactly one edge of E_f , so $|E_f|$ is as desired. Finally if f is a face of G , then it is either an inner face of one of the subgraphs G_i or a face of G^{skel} . Either way at most one edge of f is in E_f ; therefore E_f is independent.

The time complexity is dominated by splitting the graph into its 4-connected components at all separating triangles, which can be done in linear time [15], and by finding the perfect matching in the dual graph, which can also be done in linear time [6]. \square

Recall that the 4-color-theorem states that we can assign colors $\{1, 2, 3, 4\}$ to vertices of G such that no edge has the same color at both endpoints [2]. Define M_1 to be all those edges where the ends are colored $\{1, 2\}$ or $\{3, 4\}$, set M_2 to be all those edges where the ends are colored $\{1, 3\}$ or $\{2, 4\}$ and set M_3 to be all those edges where the ends are colored $\{1, 4\}$ or $\{2, 3\}$. Since every face of G is a triangle and colored with 3 different colors, the following is easy to verify:

Observation 2 *For $i = 1, 2, 3$, edge set M_i contains exactly one edge of each triangle.*

So each M_i is an independent-filled-hitting set. Define E_i to be the set of edges obtained by deleting from M_i all those edges that do not belong to any

filled triangle. Clearly E_i is still an independent-filled-hitting set, and since it contains exactly one edge of each filled triangle, its size is also at most f_G . The best of these three disjoint independent-filled-hitting sets contains at most $\frac{2n-5}{3}$ edges, due to the following:

Lemma 8. *Any triangulated planar graph G with $n \geq 4$ has at most $2n - 5$ edges that belong to a filled triangle.*

We would like to mention first that Cardinal et al. [9] gave a very similar result, namely that every triangulated planar graph contains at most $2n - 7$ edges that belong to a separating triangle. (This immediately implies that at most $2n - 4$ edges belong to a filled triangle.) Their proof (not given in [9], but kindly shared via private communication) is quite different from ours below, and does not seem to adapt easily to filled triangles. Since our proof is quite short, we give it below despite the rather minor improvement.

Proof. For every edge e that belongs to a filled triangle, fix an arbitrary filled triangle T containing e and assign to e the face that is incident to e and inside triangle T . We claim that no face f can have been assigned to two edges e_1 and e_2 . Assume for contradiction that it did, so there are two filled triangles T_1 and T_2 , both having f inside and with e_i incident to T_i for $i = 1, 2$. Since face f is inside both T_1 and T_2 , one of the two triangles (say T_2) is the same or inside the other (say T_1). Since e_1 belongs to f , it is on or inside T_2 , but since it is also on T_1 (which contains T_2 inside) it therefore must be on T_2 . But then T_2 contains e_1 and e_2 , and these two (distinct) edges hence determine the three vertices of T_2 . But these three vertices also belong to the triangular face f , and so T_2 is an inner face and hence not a filled triangle by $n \geq 4$: contradiction.

With that, we can assign a unique inner face to every edge of a filled triangle, therefore in total there are at most $2n - 5$ of them. \square

We could find the smallest of edge sets E_1, E_2, E_3 by 4-coloring the graph (which can be done in $O(n^2)$ time [19]), but a better approach is the following: Compute the dual graph G^* , and assign weight 1 to an edge e^* if the corresponding edge e in G belongs to a filled triangle; else assign weight 0 to e^* . Now find a minimum-weight perfect matching M in G^* ; this can be done in $O((n \log n)^{1.5} \sqrt{\alpha(n, n)})$ time [14] since we have $m \in O(n)$ and maximum weight 1. Deleting from M all edges of weight 0 then gives an independent-filled-hitting set E_f , and it has size at most $\min\{f_G, \frac{2n-5}{3}\}$ since one of the three perfect matchings of G^* induced by a 4-coloring would have at most this weight. If we allow ourselves a slightly worse matching, then we can find it in linear time: Baker [4] gave a linear-time PTAS for finding a maximum matching in a planar graph, and it can be easily adapted to a PTAS for minimum-weight perfect matching in a planar graph. We can hence conclude:

Corollary 2. *Every planar graph G has an independent-filled-hitting set of size at most $\frac{2n-5}{3}$. It can be found in $O((n \log n)^{1.5} \alpha(n, n))$ time (where α denotes the inverse Ackermann function) or approximated arbitrarily close in $O(n)$ time.*

It seems quite plausible that such an independent-filled-hitting set could be computed in linear time, for example by modifying the perfect-matching-algorithm for 3-regular biconnected planar graphs [6] to take into account 0-1-edge-weights, with edges having weight 1 only if they occur in a non-trivial 3-edge-cut. This remains for future work.