
Multimodal Residual Learning for Visual QA

Jin-Hwa Kim Sang-Woo Lee Dong-Hyun Kwak Min-Oh Heo
Seoul National University
{jhhkim, slee, dhkwak, moheo}@bi.snu.ac.kr

Jeonghee Kim Jung-Woo Ha
Naver Labs, Naver Corp.
{jeonghee.kim, jungwoo.ha}@navercorp.com

Byoung-Tak Zhang
Seoul National University
btzhang@bi.snu.ac.kr

Abstract

Deep neural networks continue to advance the state-of-the-art of image recognition tasks with various methods. However, applications of these methods to multimodality remain limited. We present Multimodal Residual Networks (MRN) for the multimodal residual learning of visual question-answering, which extends the idea of the deep residual learning. Unlike the deep residual learning, MRN effectively learns the joint representation from vision and language information. The main idea is to use element-wise multiplication for the joint residual mappings exploiting the residual learning of the attentional models in recent studies. Various alternative models introduced by multimodality are explored based on our study. We achieve the state-of-the-art results on the Visual QA dataset for both *Open-Ended* and *Multiple-Choice* tasks. Moreover, we introduce a novel method to visualize the attention effect of the joint representations for each learning block using back-propagation algorithm, even though the visual features are collapsed without spatial information.

1 Introduction

Visual question-answering tasks provide a testbed to cultivate the synergistic proposals which handle multidisciplinary problems of vision, language and integrated reasoning. So, the visual question-answering tasks let the studies in artificial intelligence go beyond narrow tasks. Furthermore, it may help to solve the real world problems which need the integrated reasoning of vision and language.

Deep residual learning [6] not only advances the studies in object recognition problems, but also gives a general framework for deep neural networks. The existing non-linear layers of neural networks serve to fit another mapping of $\mathcal{F}(\mathbf{x})$, which is the residual of identity mapping \mathbf{x} . So, with the shortcut connection of identity mapping \mathbf{x} , the whole module of layers fit $\mathcal{F}(\mathbf{x}) + \mathbf{x}$ for the desired underlying mapping $\mathcal{H}(\mathbf{x})$. In other words, the only residual mapping $\mathcal{F}(\mathbf{x})$, defined by $\mathcal{H}(\mathbf{x}) - \mathbf{x}$, is learned with non-linear layers. In this way, very deep neural networks effectively learn representations in an efficient manner.

Many attentional models utilize the residual learning to deal with various tasks, including textual reasoning [25, 21] and visual question-answering [29]. They use an attentional mechanism to handle two different information sources, a query and the context of the query (*e.g.* contextual sentences or an image). The query is added to the output of the attentional module, that makes the attentional module learn the residual of query mapping as in deep residual learning.

In this paper, we propose Multimodal Residual Networks (MRN) to learn multimodality of visual question-answering tasks exploiting the excellence of deep residual learning [6]. MRN inherently uses shortcuts and residual mappings for multimodality. We explore various models upon the

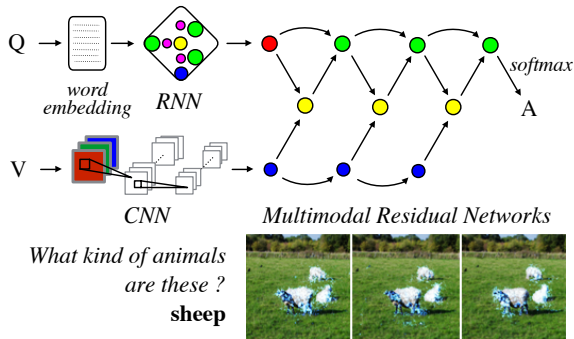


Figure 1: Inference flow of Multimodal Residual Networks (MRN). Using our visualization method, the attention effects are shown as a sequence of three images. More examples are shown in Figure 4.

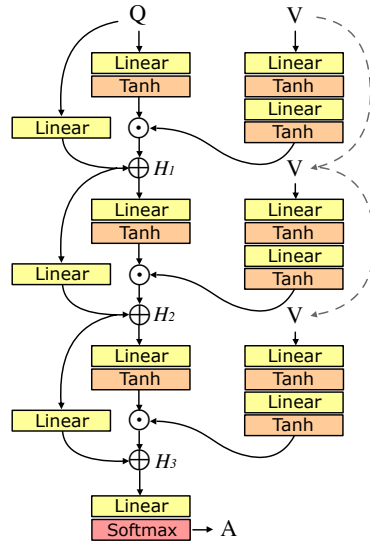


Figure 2: A schematic diagram of Multimodal Residual Networks with three-block layers.

choice of the shortcuts for each modality, and the joint residual mappings based on element-wise multiplication, which effectively learn the multimodal representations not using explicit attention parameters. Figure 1 shows inference flow of the proposed MRN.

Additionally, we propose a novel method to visualize the attention effects of each joint residual mapping. The visualization method uses back-propagation algorithm [22] for the difference between the visual input and the output of the joint residual mapping. The difference is back-propagated up to an input image. Since we use the pretrained visual features, the pretrained CNN is augmented for visualization. Based on this, we argue that MRN is an implicit attention model without explicit attention parameters.

Our contribution is three-fold: 1) extending the deep residual learning for visual question-answering tasks. This method utilizes multimodal inputs, and allows a deeper network structure, 2) achieving the state-of-the-art results on the Visual QA dataset for both *Open-Ended* and *Multiple-Choice* tasks, and finally, 3) introducing a novel method to visualize spatial attention effect of joint residual mappings from the collapsed visual feature using back-propagation.

2 Related Works

2.1 Deep Residual Learning

Deep residual learning [6] allows neural networks to have a deeper structure of over-100 layers. The very deep neural networks are usually hard to be optimized even though the well-known activation functions and regularization techniques are applied [17, 7, 9]. This method consistently shows state-of-the-art results across multiple visual tasks including image classification, object detection, localization and segmentation.

This idea assumes that a block of deep neural networks forming a non-linear mapping $\mathcal{F}(\mathbf{x})$ may paradoxically fail to fit into an identity mapping. To resolve this, the deep residual learning adds \mathbf{x} to $\mathcal{F}(\mathbf{x})$ as a shortcut connection. With this idea, the non-linear mapping $\mathcal{F}(\mathbf{x})$ can focus on the residual of the shortcut mapping \mathbf{x} . Therefore, a learning block is defined as:

$$\mathbf{y} = \mathcal{F}(\mathbf{x}) + \mathbf{x} \quad (1)$$

where \mathbf{x} and \mathbf{y} are the input and output of the learning block, respectively.

2.2 Stacked Attention Networks

Stacked Attention Networks (SAN) [29] explicitly learns the weights of visual feature vectors to select a small portion of visual information for a given question vector. Furthermore, this model stacks the attention networks for multi-step reasoning narrowing down the selection of visual information. For example, if the attention networks are asked to find a pink handbag in a scene, they try to find pink objects first, and then, narrow down to the pink handbag.

For the attention networks, the weights are learned by a question vector and the corresponding visual feature vectors. These weights are used for the linear combination of multiple visual feature vectors indexing spatial information. Through this, SAN successfully selects a portion of visual information. Finally, an addition of the combined visual feature vector and the previous question vector is transferred as a new input question vector to next learning block.

$$\mathbf{q}^k = \mathcal{F}(\mathbf{q}^{k-1}, \mathbf{V}) + \mathbf{q}^{k-1} \quad (2)$$

Here, \mathbf{q}^l is a question vector for l -th learning block and \mathbf{V} is a visual feature matrix, whose columns indicate the specific spatial indexes. $\mathcal{F}(\mathbf{q}, \mathbf{V})$ is the attention networks of SAN.

3 Multimodal Residual Networks

Deep residual learning emphasizes the importance of identity (or linear) shortcuts to have the non-linear mappings efficiently learn only residuals [6]. In multimodal learning, this idea may not be readily applied. Since the modalities may have correlations, we need to carefully define joint residual functions as the non-linear mappings. Moreover, the shortcuts are undetermined due to its multimodality. Therefore, the characteristics of a given task ought to be considered to determine the model structure.

3.1 Background

We infer a residual learning in the attention networks of SAN. Since Equation 18 in [29] shows a question vector transferred directly through successive layers of the attention networks. In the case of SAN, the shortcut mapping is for the question vector, and the non-linear mapping is the attention networks.

In the attention networks, Yang et al. [29] assume that an appropriate choice of weights on visual feature vectors for a given question vector sufficiently captures the joint representation for answering. However, question information weakly contributes to the joint representation only through coefficients \mathbf{p} , which may cause a *bottleneck* to learn the joint representation.

$$\mathcal{F}(\mathbf{q}, \mathbf{V}) = \sum_i \mathbf{p}_i \mathbf{V}_i \quad (3)$$

The coefficients \mathbf{p} are the output of a nonlinear function of a question vector \mathbf{q} and a visual feature matrix \mathbf{V} (see Equation 15-16 in Yang et al. [29]). The \mathbf{V}_i is a visual feature vector of spatial index i in 14×14 grids.

Lu et al. [15] propose an element-wise multiplication of a question vector and a visual feature vector after appropriate embeddings for a joint model. This makes a strong baseline outperforming some of the recent works [19, 1]. We firstly take this approach as a candidate for the joint residual function, since it is simple yet successful for visual question-answering. In this context, we take the global visual feature approach for the element-wise multiplication, instead of the multiple (spatial) visual features approach for the explicit attention mechanism of SAN. (We present a visualization technique exploiting the element-wise multiplication in Section 5.2.)

Based on these observations, we follow the shortcut mapping and the stacking architecture of SAN [29]; however, the element-wise multiplication is used for the joint residual function \mathcal{F} . These updates effectively learn the joint representation of given vision and language information addressing the *bottleneck* issue of the attention networks of SAN.

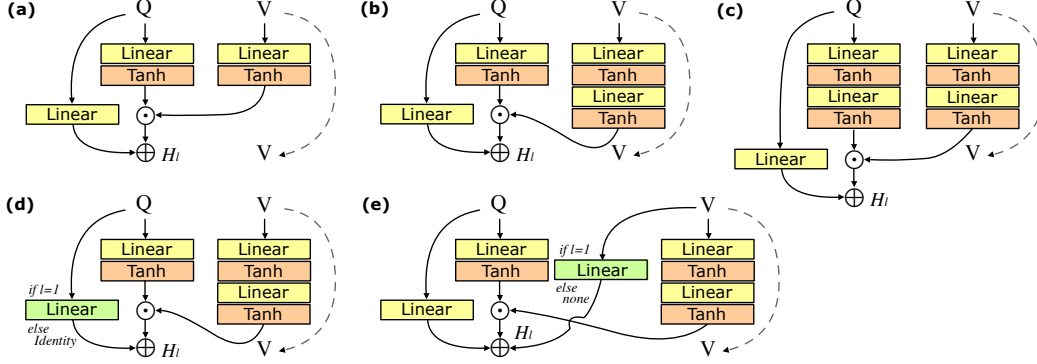


Figure 3: Alternative models are explored to justify our proposed model. The base model (a) has a shortcut for a question vector as SAN does [29], and the joint residual function takes the form of the *Deep Q+I* model’s joint function [15]. (b) extra embedding for visual modality. (c) extra embeddings for both modalities. (d) identity mappings for shortcuts. In the first learning block, use a linear mapping for matching a dimension with the joint dimension. (e) two shortcuts for both modalities. For simplicity, the linear mapping of visual shortcut only appears in the first learning block. Notice that (d) and (e) are compared to (b) after the model selection of (b) among (a)-(c) on *test-dev* results. Eventually, we chose (b) as the best performance and relative simplicity.

3.2 Multimodal Residual Networks

MRN consists of multiple learning blocks, which are stacked for deep residual learning. Denoting an optimal mapping by $\mathcal{H}(\mathbf{q}, \mathbf{v})$, we approximate it using

$$H_1(\mathbf{q}, \mathbf{v}) = W_{\mathbf{q}'}^{(1)} \mathbf{q} + \mathcal{F}^{(1)}(\mathbf{q}, \mathbf{v}). \quad (4)$$

The first (linear) approximation term is $W_{\mathbf{q}'}^{(1)} \mathbf{q}$ and the first joint residual function is given by $\mathcal{F}^{(1)}(\mathbf{q}, \mathbf{v})$. The linear mapping $W_{\mathbf{q}'}$ is used for matching a feature dimension. We define the joint residual function as

$$\mathcal{F}^{(k)}(\mathbf{q}, \mathbf{v}) = \sigma(W_{\mathbf{q}}^{(k)} \mathbf{q}) \odot \sigma(W_2^{(k)} \sigma(W_1^{(k)} \mathbf{v})) \quad (5)$$

where σ is tanh, and \odot is element-wise multiplication. The question vector and the visual feature vector directly contribute to the joint representation. We justify this choice in Sections 4 and 5.

For a deeper residual learning, we replace \mathbf{q} with $H_1(\mathbf{q}, \mathbf{v})$ in the next layer. In more general terms, Equations 4 and 5 can be rewritten as

$$H_L(\mathbf{q}, \mathbf{v}) = W_{\mathbf{q}'} \mathbf{q} + \sum_{l=1}^L W_{\mathcal{F}^{(l)}} \mathcal{F}^{(l)}(H_{l-1}, \mathbf{v}) \quad (6)$$

where L is the number of learning blocks, $H_0 = \mathbf{q}$, $W_{\mathbf{q}'} = \prod_{l=1}^L W_{\mathbf{q}'}^{(l)}$, and $W_{\mathcal{F}^{(l)}} = \prod_{m=l+1}^L W_{\mathcal{F}^{(m)}}$. The cascading in Equation 6 can intuitively be represented as shown in Figure 2. Notice that the shortcuts for a visual part are identity mappings to transfer the input visual feature vector to each layer (dashed line). At the end of each block, we denote H_l as the output of the l -th learning block, and \oplus is element-wise addition.

4 Experiments

4.1 Visual QA Dataset

We choose the Visual QA (VQA) dataset [2] for the evaluation of our models. Other datasets may not be ideal, since they have limited number of examples to train and test [16], or have synthesized questions from the image captions [14, 20].

Table 1: The results of alternative models (a)-(e) on the *test-dev*.

	Open-Ended			
	All	Y/N	Num.	Other
(a)	60.17	81.83	38.32	46.61
(b)	60.53	82.53	38.34	46.78
(c)	60.19	81.91	37.87	46.70
(d)	59.69	81.67	37.23	46.00
(e)	60.20	81.98	38.25	46.57

Table 2: The effect of the visual features and # of target answers on the *test-dev* results. *Vgg* for *VGG-19*, and *Res* for *ResNet-152* features described in Section 4.

	Open-Ended			
	All	Y/N	Num.	Other
<i>Vgg</i> , 1k	60.53	82.53	38.34	46.78
<i>Vgg</i> , 2k	60.77	82.10	39.11	47.46
<i>Vgg</i> , 3k	60.68	82.40	38.69	47.10
<i>Res</i> , 1k	61.45	82.36	38.40	48.81
<i>Res</i> , 2k	61.68	82.28	38.82	49.25
<i>Res</i> , 3k	61.47	82.28	39.09	48.76

The questions and answers of the VQA dataset are collected via Amazon Mechanical Turk from human subjects, who satisfy the experimental requirement. The dataset includes 614,163 questions and 7,984,119 answers, since ten answers are gathered for each question from unique human subjects. Therefore, Antol et al. [2] proposed a new accuracy metric as follows:

$$\min \left(\frac{\# \text{ of humans that provided that answer}}{3}, 1 \right). \quad (7)$$

The questions are answered in two ways: *Open-Ended* and *Multiple-Choice*. Unlike *Open-Ended*, *Multiple-Choice* allows additional information of eighteen candidate answers for each question. There are three types of answers: yes/no (*Y/N*), numbers (*Num.*) and others (*Other*). Table 3 shows that *Other* type has the most benefit from *Multiple-Choice*.

The images come from the MS-COCO dataset, 123,287 of them for training and validation, and 81,434 for test. The images are carefully collected to contain multiple objects and natural situations, which is also valid for visual question-answering tasks.

4.2 Implementation

Torch framework and *rnn* package [13] are used to build our models. For efficient computation of variable-length questions, *TrimZero* is used to trim out zero vectors [11]. *TrimZero* eliminates zero computations at every time-step in mini-batch learning. Its efficiency is affected by a batch size, RNN model size, and the number of zeros in inputs. We found out that *TrimZero* was suitable for VQA tasks. Approximately, 37.5% of training time is reduced in our experiments using this technique.

Preprocessing We follow the same preprocessing procedure of DeeperLSTM+NormalizedCNN [15] (*Deep Q+I*) by default. The number of answers is 1k, 2k, or 3k using the most frequent answers, which covers 86.52%, 90.45% and 92.42% of questions, respectively. The questions are tokenized using Python Natural Language Toolkit (nlk) [3]. Subsequently, the vocabulary sizes are 14,770, 15,031 and 15,169, respectively.

Pretrained Models A question vector $\mathbf{q} \in \mathbb{R}^{2,400}$ is the last output vector of GRU [4], initialized with the parameters of Skip-Thought Vectors [12]. Based on the study of Noh et al. [19], this method shows effectiveness of question embedding in visual question-answering tasks. A visual feature vector \mathbf{v} is an output of the first fully-connected layer of *VGG-19* networks [23], whose dimension is 4,096. Alternatively, *ResNet-152* [6] is used, whose dimension is of 2,048. The error is back-propagated to the input question for fine-tuning, yet, not for the visual part \mathbf{v} due to the heavy computational cost of training.

Postprocessing Image captioning model [10] is used to improve the accuracy of *Other* type. Let the intermediate representation $\mathbf{v} \in \mathbb{R}^{|\Omega|}$ which is right before applying softmax. $|\Omega|$ is the vocabulary size of answers, and \mathbf{v}_i is corresponding to answer \mathbf{a}_i . If \mathbf{a}_i is not a number or *yes* or *no*, and appeared at least once in the generated caption, then update $\mathbf{v}_i \leftarrow \mathbf{v}_i + 1$. Notice that the pretrained image captioning model is not part of training. This simple procedure improves around 0.1% of the *test-dev*

Table 3: The VQA *test-standard* results. The precision of some accuracies [29, 1] are one less than others, so, zero-filled to match others.

	Open-Ended				Multiple-Choice			
	All	Y/N	Num.	Other	All	Y/N	Num.	Other
DPPnet [19]	57.36	80.28	36.92	42.24	62.69	80.35	38.79	52.79
D-NMN [1]	58.00	-	-	-	-	-	-	-
Deep Q+I [15]	58.16	80.56	36.53	43.73	63.09	80.59	37.70	53.64
SAN [29]	58.90	-	-	-	-	-	-	-
ACK [27]	59.44	81.07	37.12	45.83	-	-	-	-
FDA [8]	59.54	81.34	35.67	46.10	64.18	81.25	38.30	55.20
DMN+ [28]	60.36	80.43	36.82	48.33	-	-	-	-
MRN	61.84	82.39	38.23	49.41	66.33	82.41	39.57	58.40
Human [2]	83.30	95.77	83.39	72.67	-	-	-	-

overall accuracy (0.3% for *Other* type). We attribute this improvement to “tie break” in *Other* type. For the *Multiple-Choice* task, we mask the output of softmax layer with the given candidate answers.

Hyperparameters By default, we follow *Deep Q+I*. The common embedding size of the joint representation is 1,200. The learnable parameters are initialized using a uniform distribution from -0.08 to 0.08 except for the pretrained models. The batch size is 200, and the number of iterations is fixed to 250k. The RMSProp [26] is used for optimization, and dropouts [7, 5] are used for regularization. The hyperparameters are fixed using *test-dev* results. We compare our method to state-of-the-arts using *test-standard* results.

4.3 Exploring Alternative Models

Figure 3 shows alternative models we explored, based on the observations in Section 3. We carefully select alternative models (a)-(c) for the importance of embeddings in multimodal learning [18, 24], (d) for the effectiveness of identity mapping as reported by [6], and (e) for the confirmation of using question-only shortcuts in the multiple blocks as in [29]. For comparison, all models have three-block layers (selected after a pilot test), using *VGG-19* features and 1k answers, then, the number of learning blocks is explored to confirm the pilot test. The effect of the pretrained visual feature models and the number of answers are also explored. All validation is performed on the *test-dev* split.

5 Results

5.1 Quantitative Analysis

The VQA Challenge, which released the VQA dataset, provides evaluation servers for *test-dev* and *test-standard* test splits. For the *test-dev*, the evaluation server permits unlimited submissions for validation, while the *test-standard* permits limited submissions for the competition. We report accuracies in percentage.

Alternative Models The *test-dev* results of the alternative models for the *Open-Ended* task are shown in Table 1. (a) shows a significant improvement over SAN. However, (b) is marginally better than (a). As compared to (b), (c) deteriorates the performance. An extra embedding for a question vector may easily cause overfitting leading to the overall degradation. And, the identity shortcuts in (d) cause the degradation problem, too. Extra parameters of the linear mappings may effectively support to do the task.

(e) shows a reasonable performance, however, the extra shortcut is not essential. The empirical results seem to support this idea. Since the question-only model (50.39%) achieves a competitive result to the joint model (57.75%), while the image-only model gets a poor accuracy (28.13%) (see Table 2 in [2]). Eventually, we chose model (b) as the best performance and relative simplicity.



Figure 4: Examples for visualization of the three-block layered MRN. The original images are shown in the first of each group. The next three images show the input gradients of the attention effect for each learning block as described in Section 5.2. The gradients of color channels for each pixel are summed up after taking absolute values of these gradients. Then, these summed absolute values which are greater than the summation of the mean and the standard deviation of these values are visualized as the attention effect (bright color) on the images. The answers (blue) are predicted by MRN.

The effects of other various options, Skip-Thought Vectors [12] for parameter initialization, Bayesian Dropout [5] for regularization, image captioning model [10] for postprocessing, and the usage of shortcut connections, are explored in Appendix A.1.

Number of Learning Blocks To confirm the effectiveness of the number of learning blocks selected via a pilot test ($L = 3$), we explore this on the chosen model (b), again. As the depth increases, the overall accuracies are 58.85% ($L = 1$), 59.44% ($L = 2$), **60.53%** ($L = 3$) and 60.42% ($L = 4$).

Visual Features The ResNet-152 visual features are significantly better than *VGG-19* features for *Other* type in Table 2, even if the dimension of the ResNet features (2,048) is a half of *VGG* features' (4,096). The *ResNet* visual features are also used in the previous work [8]; however, our model achieves a remarkably better performance with a large margin (see Table 3).

Number of Target Answers The number of target answers slightly affects the overall accuracies with the trade-off among answer types. So, the decision on the number of target answers is difficult to be made. We chose *Res*, 2k in Table 2 based on the overall accuracy (for *Multiple-Choice* task, see Appendix A.1).

Comparisons with State-of-the-arts Our chosen model significantly outperforms other state-of-the-art methods for both *Open-Ended* and *Multiple-Choice* tasks in Table 3. However, the performance of *Number* and *Other* types are still not satisfactory compared to *Human* performance, though the advances in the recent works were mainly for *Other*-type answers. This fact motivates to study on a counting mechanism in future work. The model comparison is performed on the *test-standard* results.

5.2 Qualitative Analysis

In Equation 5, the left term $\sigma(W_q \mathbf{q})$ can be seen as a masking (attention) vector to select a part of visual information. We assume that the difference between the right term $\mathcal{V} := \sigma(W_2 \sigma(W_1 \mathbf{v}))$ and the masked vector $\mathcal{F}(\mathbf{q}, \mathbf{v})$ indicates an attention effect caused by the masking vector. Then, the attention effect $\mathcal{L}_{att} = \frac{1}{2} \|\mathcal{V} - \mathcal{F}\|^2$ is visualized on the image by calculating the gradient of \mathcal{L}_{att} with respect to a given image \mathcal{I} , while treating \mathcal{F} as a constant.

$$\frac{\partial \mathcal{L}_{att}}{\partial \mathcal{I}} = \frac{\partial \mathcal{V}}{\partial \mathcal{I}} (\mathcal{V} - \mathcal{F}) \quad (8)$$

This technique can be applied to each learning block in a similar way.

Since we use the preprocessed visual features, the pretrained CNN is augmented only for this visualization. Note that model (b) in Table 1 is used for this visualization, and the pretrained *VGG-19* is used for preprocessing and augmentation. The model is trained using the training set of the VQA dataset, and visualized using the validation set. Examples are shown in Figure 4 (more examples in Appendix A.2-4).

Unlike the other works [29, 28] that use explicit attention parameters, MRN does not use any explicit attentional mechanism. However, we observe the interpretability of element-wise multiplication as an information masking, which yields a novel method for visualizing the attention effect from this operation. Since MRN does not depend on a few attention parameters (e.g. 14×14), our visualization method shows a higher resolution than others [29, 28]. Based on this, we argue that MRN is an implicit attention model without explicit attention mechanism.

6 Conclusions

The idea of deep residual learning is applied to visual question-answering tasks. Based on the two observations of the previous works, various alternative models are suggested and validated to propose the three-block layered MRN. Our model achieves the state-of-the-art results on the VQA dataset for both *Open-Ended* and *Multiple-Choice* tasks. Moreover, we have introduced a novel method to visualize the spatial attention from the collapsed visual features using back-propagation.

We believe our visualization method brings implicit attention mechanism to research of attentional models. Using back-propagation of attention effect, extensive research in object detection, segmentation and tracking are worth further investigations.

Acknowledgments

The authors would like to thank Patrick Emaase for helpful comments and editing. This work was supported by Naver Corp. and partly by the Korea government (IITP-R0126-16-1072-SW-StarLab, KEIT-10044009-HRI.MESSI, KEIT-10060086-RISF, ADD-UD130070ID-BMRR).

References

- [1] Jacob Andreas, Marcus Rohrbach, Trevor Darrell, and Dan Klein. Learning to Compose Neural Networks for Question Answering. *arXiv preprint arXiv:1601.01705*, 2016.
- [2] Stanislaw Antol, Aishwarya Agrawal, Jiasen Lu, Margaret Mitchell, Dhruv Batra, C Lawrence Zitnick, and Devi Parikh. VQA: Visual Question Answering. In *International Conference on Computer Vision*, 2015.
- [3] Steven Bird, Ewan Klein, and Edward Loper. *Natural language processing with Python*. O’Reilly Media, Inc., 2009.
- [4] Kyunghyun Cho, Bart van Merriënboer, Dzmitry Bahdanau, and Yoshua Bengio. On the Properties of Neural Machine Translation: Encoder-Decoder Approaches. *arXiv preprint arXiv:1409.1259*, 2014.
- [5] Yarin Gal. A Theoretically Grounded Application of Dropout in Recurrent Neural Networks. *arXiv preprint arXiv:1512.05287*, 2015.
- [6] Kaiming He, Xiangyu Zhang, Shaoqing Ren, and Jian Sun. Deep Residual Learning for Image Recognition. *arXiv preprint arXiv:1512.03385*, 2015.

- [7] Geoffrey E Hinton, Nitish Srivastava, Alex Krizhevsky, Ilya Sutskever, and Ruslan R Salakhutdinov. Improving neural networks by preventing co-adaptation of feature detectors. *arXiv preprint arXiv:1207.0580*, 2012.
- [8] Ilija Iliovski, Shuicheng Yan, and Jiashi Feng. A Focused Dynamic Attention Model for Visual Question Answering. *arXiv preprint arXiv:1604.01485*, 2016.
- [9] Sergey Ioffe and Christian Szegedy. Batch Normalization : Accelerating Deep Network Training by Reducing Internal Covariate Shift. In *Proceedings of the 32nd International Conference on Machine Learning*, 2015.
- [10] Andrej Karpathy and Li Fei-Fei. Deep Visual-Semantic Alignments for Generating Image Descriptions. In *28th IEEE Conference on Computer Vision and Pattern Recognition*, 2015.
- [11] Jin-Hwa Kim, Jeonghee Kim, Jung-Woo Ha, and Byoung-Tak Zhang. TrimZero: A Torch Recurrent Module for Efficient Natural Language Processing. In *Proceedings of KIIS Spring Conference*, volume 26, pages 165–166, 2016.
- [12] Ryan Kiros, Yukun Zhu, Ruslan Salakhutdinov, Richard S. Zemel, Antonio Torralba, Raquel Urtasun, and Sanja Fidler. Skip-Thought Vectors. *arXiv preprint arXiv:1506.06726*, 2015.
- [13] Nicholas Léonard, Sagar Waghmare, Yang Wang, and Jin-Hwa Kim. rnn : Recurrent Library for Torch. *arXiv preprint arXiv:1511.07889*, 2015.
- [14] Tsung-Yi Lin, Michael Maire, Serge Belongie, James Hays, Pietro Perona, Deva Ramanan, Piotr Dollár, and C Lawrence Zitnick. Microsoft COCO: Common objects in context. In *European Conference on Computer Vision*, pages 740–755. Springer, 2014.
- [15] Jiasen Lu, Xiao Lin, Dhruv Batra, and Devi Parikh. Deeper LSTM and normalized CNN Visual Question Answering model. https://github.com/VT-vision-lab/VQA_LSTM_CNN, 2015.
- [16] Mateusz Malinowski, Marcus Rohrbach, and Mario Fritz. Ask Your Neurons: A Neural-based Approach to Answering Questions about Images. *arXiv preprint arXiv:1505.01121*, 2015.
- [17] Vinod Nair and Geoffrey E Hinton. Rectified Linear Units Improve Restricted Boltzmann Machines. *Proceedings of the 27th International Conference on Machine Learning*, 2010.
- [18] Jiquan Ngiam, Aditya Khosla, Mingyu Kim, Juhan Nam, Honglak Lee, and Andrew Y Ng. Multimodal Deep Learning. In *Proceedings of The 28th International Conference on Machine Learning*, pages 689–696, 2011. ISBN 9781450306195.
- [19] Hyeonwoo Noh, Paul Hongsuck Seo, and Bohyung Han. Image Question Answering using Convolutional Neural Network with Dynamic Parameter Prediction. *arXiv preprint arXiv:1511.05756*, 2015.
- [20] Mengye Ren, Ryan Kiros, and Richard Zemel. Exploring Models and Data for Image Question Answering. In *Advances in Neural Information Processing Systems 28*, 2015.
- [21] Tim Rocktäschel, Edward Grefenstette, Karl Moritz Hermann, Tomáš Kočiský, and Phil Blunsom. Reasoning about Entailment with Neural Attention. In *International Conference on Learning Representations*, pages 1–9, 2016.
- [22] David E Rumelhart, Geoffrey E Hinton, and Ronald J Williams. Learning representations by back-propagating errors. *Nature*, 323(6088):533–536, 1986.
- [23] Karen Simonyan and Andrew Zisserman. Very Deep Convolutional Networks for Large-Scale Image Recognition. In *International Conference on Learning Representations*, 2015.
- [24] Nitish Srivastava and Ruslan R Salakhutdinov. Multimodal Learning with Deep Boltzmann Machines. In *Advances in Neural Information Processing Systems 25*, pages 2222–2230. 2012.
- [25] Sainbayar Sukhbaatar, Arthur Szlam, Jason Weston, and Rob Fergus. End-To-End Memory Networks. In *Advances in Neural Information Processing Systems 28*, pages 2440–2448, 2015.
- [26] Tijmen Tieleman and Geoffrey Hinton. Lecture 6.5-rmsprop: Divide the gradient by a running average of its recent magnitude. *COURSERA: Neural Networks for Machine Learning*, 4, 2012.
- [27] Qi Wu, Peng Wang, Chunhua Shen, Anthony Dick, and Anton van den Hengel. Ask Me Anything: Free-form Visual Question Answering Based on Knowledge from External Sources. In *IEEE Conference on Computer Vision and Pattern Recognition*, 2016.
- [28] Caiming Xiong, Stephen Merity, and Richard Socher. Dynamic Memory Networks for Visual and Textual Question Answering. *arXiv preprint arXiv:1603.01417*, 2016.
- [29] Zichao Yang, Xiaodong He, Jianfeng Gao, Li Deng, and Alex Smola. Stacked Attention Networks for Image Question Answering. *arXiv preprint arXiv:1511.02274*, 2015.

A Appendix

A.1 VQA *test-dev* Results

Table 4: The effects of various options for VQA *test-dev*. Here, the model of Figure 3a is used, since these experiments are preliminarily conducted. *VGG-19* features and 1k target answers are used. *s* stands for the usage of Skip-Thought Vectors [12] to initialize the question embedding model of GRU, *b* stands for the usage of Bayesian Dropout [5], and *c* stands for the usage of postprocessing using image captioning model [10].

	Open-Ended				Multiple-Choice			
	All	Y/N	Num.	Other	All	Y/N	Num.	Other
<i>baseline</i>	58.97	81.11	37.63	44.90	63.53	81.13	38.91	54.06
<i>s</i>	59.38	80.65	38.30	45.98	63.71	80.68	39.73	54.65
<i>s,b</i>	59.74	81.75	38.13	45.84	64.15	81.77	39.54	54.67
<i>s,b,c</i>	59.91	81.75	38.13	46.19	64.18	81.77	39.51	54.72

Table 5: The results for VQA *test-dev*. The precision of some accuracies [29, 1, 28] are one less than others, so, zero-filled to match others.

	Open-Ended				Multiple-Choice			
	All	Y/N	Num.	Other	All	Y/N	Num.	Other
Question [2]	48.09	75.66	36.70	27.14	53.68	75.71	37.05	38.64
Image [2]	28.13	64.01	00.42	03.77	30.53	69.87	00.45	03.76
Q+I [2]	52.64	75.55	33.67	37.37	58.97	75.59	34.35	50.33
LSTM Q [2]	48.76	78.20	35.68	26.59	54.75	78.22	36.82	38.78
LSTM Q+I [2]	53.74	78.94	35.24	36.42	57.17	78.95	35.80	43.41
Deep Q+I [15]	58.02	80.87	36.46	43.40	62.86	80.88	37.78	53.14
DPPnet [19]	57.22	80.71	37.24	41.69	62.48	80.79	38.94	52.16
D-NMN [1]	57.90	80.50	37.40	43.10	-	-	-	-
SAN [29]	58.70	79.30	36.60	46.10	-	-	-	-
ACK [27]	59.17	81.01	38.42	45.23	-	-	-	-
FDA [8]	59.24	81.14	36.16	45.77	64.01	81.50	39.00	54.72
DMN+ [28]	60.30	80.50	36.80	48.30	-	-	-	-
<i>Vgg</i> , 1k	60.53	82.53	38.34	46.78	64.79	82.55	39.93	55.23
<i>Vgg</i> , 2k	60.77	82.10	39.11	47.46	65.27	82.12	40.84	56.39
<i>Vgg</i> , 3k	60.68	82.40	38.69	47.10	65.09	82.42	40.13	55.93
<i>Res</i> , 1k	61.45	82.36	38.40	48.81	65.62	82.39	39.65	57.15
<i>Res</i> , 2k	61.68	82.28	38.82	49.25	66.15	82.30	40.45	58.16
<i>Res</i> , 3k	61.47	82.28	39.09	48.76	66.33	82.41	39.57	58.40

Table 6: The effects of shortcut connections of MRN for VQA *test-dev*. *ResNet-152* features and 2k target answers are used. *MN* stands for Multimodal Networks without residual learning, which does not have any shortcut connections. *Dim.* stands for common embedding vector’s dimension. The number of parameters for word embedding (9.3M) and question embedding (21.8M) is subtracted from the total number of parameters in this table.

	L	Dim.	#params	Open-Ended			
				All	Y/N	Num.	Other
MN	1	4604	33.9M	60.33	82.50	36.04	46.89
MN	2	2350	33.9M	60.90	81.96	37.16	48.28
MN	3	1559	33.9M	59.87	80.55	37.53	47.25
MRN	1	3355	33.9M	60.09	81.78	37.09	46.78
MRN	2	1766	33.9M	61.05	81.81	38.43	48.43
MRN	3	1200	33.9M	61.68	82.28	38.82	49.25
MRN	4	851	33.9M	61.02	82.06	39.02	48.04

A.2 More Examples

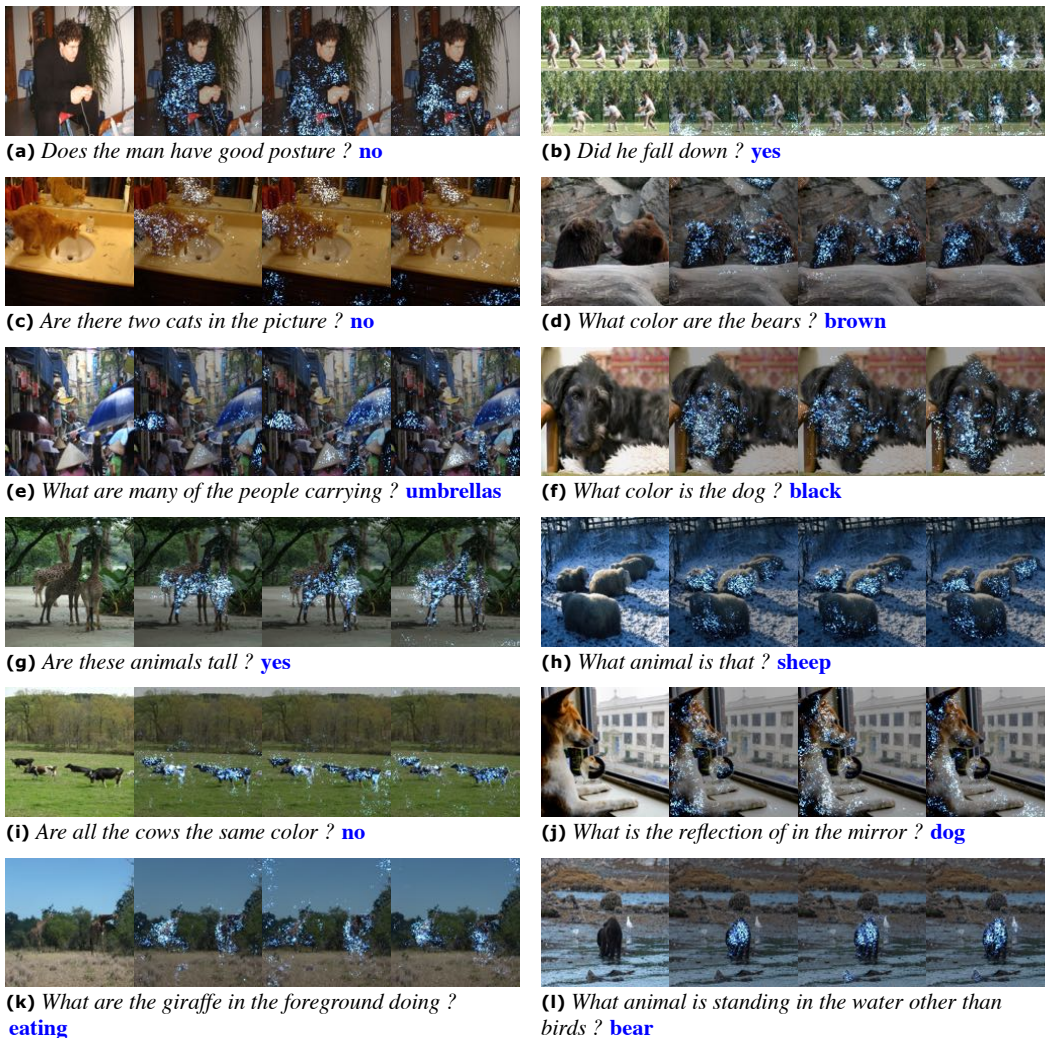


Figure 5: More examples of Figure 4 in Section 5.2.

A.3 Comparative Analysis



(a1) *What is the animal on the left ?* giraffe



(a2) *Can you see trees ?* yes



(b1) *What is the lady riding ?* motorcycle



(b2) *Is she riding the motorcycle on the street ?* no

Figure 6: Comparative examples on the same image. (a1) and (a2) depict a giraffe (left) and a man pointing at the giraffe. MRN consistently highlights on the giraffe in (a1). However, the other question “*Can you see trees?*” makes MRN less attentive to the giraffe, while a tree in the right of background is more focused in (a2). Similarly, the attention effect of (b2) is widely dispersed on background than (b1) in the middle of sequences, may be to recognize the site. However, the subtlety in comparative study is insufficient to objectively assess the results.

A.4 Failure Examples




Figure 7: Failure Examples. Each question is followed by model prediction (blue) and answer (red). As mentioned in Section 5, MRN shows the weakness of counting in (d) and (k). Sometimes, the model finds objects regardless of the given question. In (j), even if a word *cat* does not appear in the question, the cat in the image is surely attended. (i) shows the limitation of attentional mechanism, which needs an inference using world knowledge.