

BAYESIAN INDEX OF SUPERIORITY AND THE P-VALUE OF THE CONDITIONAL TEST FOR POISSON PARAMETERS

Masaaki Doi * **

We consider the problem of comparing two Poisson parameters from the Bayesian perspective. Kawasaki and Miyaoka (2012b) proposed the Bayesian index $P(\lambda_1 < \lambda_2 | X_1, X_2)$ and expressed it using the hypergeometric series. In this paper, under some conditions, we give four other expressions of the Bayesian index in terms of the cumulative distribution functions of beta, F , binomial, and negative binomial distribution. Next, we investigate the relationship between the Bayesian index and the p -value of the conditional test with the null hypothesis $H_0 : \lambda_1 \geq \lambda_2$ versus an alternative hypothesis $H_1 : \lambda_1 < \lambda_2$. Additionally, we investigate the generalized relationship between $P(\lambda_1/\lambda_2 < c | X_1, X_2)$ and the p -value of the conditional test with the null hypothesis $H_0 : \lambda_1/\lambda_2 \geq c$ versus the alternative $H_1 : \lambda_1/\lambda_2 < c$. We illustrate the utility of the Bayesian index using analyses of real data. Our finding suggests that θ can potentially be useful in an epidemiology and in a clinical trial.

Key words and phrases: Bayesian index, beta distribution, binomial distribution, conditional power prior, conditional test, non-informative prior, Poisson parameters.

1. Introduction

Comparing two groups is one of the most popular topics in statistics. For comparison, the frequentist methods are often applied in medical statistics and epidemiology. However, in recent years, Bayesian methods have gained increasing attention because prior information can be used to improve the efficiency of inference. Particularly for categorical data analysis, to evaluate the superiority of one group to another from the Bayesian perspective, Kawasaki and Miyaoka (2012a; 2012b; 2014), Kawasaki et al. (2013; 2014), Altham (1969), and Howard (1998) investigated the posterior probability $P(\theta_1 > \theta_2 | X_1, X_2)$ where X_1, X_2 are data and θ_1, θ_2 are parameters of interest in each group. For binomial distributions with proportions π_1, π_2 , Kawasaki and Miyaoka (2012a) named $\theta = P(\pi_1 > \pi_2 | X_1, X_2)$ a Bayesian index and expressed it by the hypergeometric series. Moreover, Kawasaki et al. (2014) showed that θ and the one sided p -value of Fisher's exact test are equivalent under certain conditions. A similar relationship is investigated by Altham (1969) and Howard (1998).

For Poisson distributions with parameters λ_1, λ_2 , Kawasaki and Miyaoka (2012b) proposed a Bayesian index $\theta = P(\lambda_1 < \lambda_2 | X_1, X_2)$, expressed it using the hypergeometric series, and inferred the relationship between θ and the one-sided p -value of the z-type Wald test. However, hypergeometric series are, in general, difficult to calculate, and the exact relationship between θ and p -value was not established. In this paper, we give other expressions of the Bayesian index, which can be easily calculated, and show the exact relationship between θ with non-informative prior and the one-sided p -value of the

*Clinical Data Science and Quality Management Department, Toray Industries, Inc., 1-1, Nihonbashi-muromachi 2-chome, Chuo-ku, Tokyo 103-8666, Japan.

**Graduate School of Science and Engineering, Chuo University, 1-13-27, Kasuga, Bunkyo-ku, Tokyo 112-8551, Japan.

conditional test. Additionally, we investigate the relationship between the generalized version of the Bayesian index and the p -value of the conditional test with more general hypotheses.

The remainder of this paper is structured as follows. In section 2, we give four expressions of the Bayesian index $P(\lambda_1 < \lambda_2 | X_1, X_2)$ other than hypergeometric series under some conditions. In section 3, we investigate the relationship between the Bayesian index and the p -value of the conditional test with the null hypothesis $H_0 : \lambda_1 \geq \lambda_2$ versus the alternative hypothesis $H_1 : \lambda_1 < \lambda_2$. In section 4, as a generalization, we investigate the relationship between $P(\lambda_1/\lambda_2 < c)$ and the p -value of the conditional test with the null hypothesis $H_0 : \lambda_1/\lambda_2 \geq c$ versus the alternative $H_1 : \lambda_1/\lambda_2 < c$. In section 5, we illustrate the Bayesian index using analyses of real data. Finally, we provide some concluding remarks in section 6.

2. Bayesian index for the Poisson parameters and its expressions

2.1. Bayesian index with the gamma prior

We consider two situations. First, for $i = 1, 2$ and $j = 1, \dots, n_i$, let X_{ij} be the outcome of j th subject in the i th group and independently follow the Poisson distribution $P(\lambda_i)$, and let $X_i = \sum_{j=1}^{n_i} X_{ij}$. Second, for $i = 1, 2$, let X_i be the independent Poisson process with Poisson rate λ_i and let n_i be the person-years at risk. For both cases, $X_i \stackrel{\text{ind}}{\sim} Po(n_i \lambda_i)$. In the following, let n_1, n_2 be the fixed integers for simplicity.

For the Bayesian analysis, let the prior distributions of λ_i be $Ga(\alpha_i, \beta_i)$ with $\alpha_i, \beta_i > 0$ for $i = 1, 2$, whose probability density function is $f(\lambda_i | \alpha_i, \beta_i) = \beta_i^{\alpha_i} / \Gamma(\alpha_i) \cdot \lambda_i^{\alpha_i - 1} \exp(-\beta_i \lambda_i)$. Let $X_i = k_i$, $a_i := \alpha_i + k_i$, and $b_i := \beta_i + n_i$, then the posterior distributions of λ_i is $Ga(a_i, b_i)$. Here, if $\alpha_i \in \mathbb{N}$, then $a_i \in \mathbb{N}$ for $i = 1, 2$. However, in the following, we suppose that $\alpha_1, \alpha_2, \beta_1, \beta_2 > 0$ and $k_1, k_2 \in \mathbb{N} \cup \{0\}$.

When the posterior of λ_i is $Ga(a_i, b_i)$ for $i = 1, 2$, Kawasaki and Miyaoka (2012b) proposed the Bayesian index $\theta = P(\lambda_1 < \lambda_2 | X_1, X_2)$ and derived the following expression:

$$(2.1) \quad \theta = 1 - \frac{1}{a_2 B(a_1, a_2)} \left(\frac{b_2}{b_1 + b_2} \right)^{a_2} \cdot {}_2F_1 \left(a_2, 1 - a_1; 1 + a_2; \frac{b_2}{b_1 + b_2} \right)$$

where

$${}_2F_1(a, b; c; z) = \sum_{t=0}^{\infty} \frac{(a)_t (b)_t}{(c)_t} \cdot \frac{z^t}{t!} \quad (|z| < 1)$$

is the hypergeometric series and $(k)_t$ is the Pochhammer symbol, that is, $(k)_0 = 1$ and $(k)_t = k(k+1) \cdot (k+t-1)$ for $t \in \mathbb{N}$. Let $F_{\nu_1, \nu_2}(x)$ be the cumulative distribution function of F distribution with degrees of freedom (ν_1, ν_2) , that is,

$$(2.2) \quad F_{\nu_1, \nu_2}(x) = \int_0^x \frac{1}{z B(\nu_1/2, \nu_2/2)} \left(\frac{\nu_1 z}{\nu_1 z + \nu_2} \right)^{\nu_1/2} \left(\frac{\nu_2}{\nu_1 z + \nu_2} \right)^{\nu_2/2} dz$$

where $B(a, b) = \int_0^1 x^{a-1} (1-x)^{b-1} dx$ is the beta function. Then, we can obtain the following expressions of θ .

THEOREM 1. *If the posterior distribution of λ_i is $Ga(a_i, b_i)$ with $a_i, b_i > 0$ for $i = 1, 2$, then the Bayesian index $\theta = P(\lambda_1 < \lambda_2 | X_1, X_2)$ has the following two expressions:*

$$(2.3) \quad \theta = I_{\frac{b_1}{b_1 + b_2}}(a_1, a_2)$$

$$(2.4) \quad = F_{2a_1, 2a_2} \left(\frac{b_1/a_1}{b_2/a_2} \right)$$

where

$$I_x(a, b) = \frac{1}{B(a, b)} \int_0^x t^{a-1} (1-t)^{b-1} dt$$

is the cumulative distribution function of the beta distribution, also known as the regularized incomplete beta function. Moreover, if both a_1 and a_2 are natural numbers, then θ has the following two additional expressions:

$$(2.5) \quad \theta = \sum_{r=0}^{a_2-1} \binom{a_1+a_2-1}{r} \left(\frac{b_2}{b_1+b_2}\right)^r \left(\frac{b_1}{b_1+b_2}\right)^{a_1+a_2-1-r}$$

$$(2.6) \quad = \sum_{r=0}^{a_2-1} \binom{a_1+r-1}{a_1-1} \left(\frac{b_1}{b_1+b_2}\right)^{a_1} \left(\frac{b_2}{b_1+b_2}\right)^r.$$

(2.5) and (2.6) are the cumulative distribution functions of the binomial and negative binomial distributions, respectively.

PROOF. First, (2.3) can be shown by modifying (2.1) using $I_x(a, b) = \frac{1}{B(a, b)} \cdot \frac{x^a}{a} \cdot {}_2F_1(a, 1-b; 1+a; x)$ and $I_z(a, b) = 1 - I_{1-z}(b, a)$, which are 26.5.23 and 26.5.2 of Abramowitz and Stegun (1964), respectively. Next, (2.4) can be shown by changing variable $t = \nu_1 z / (\nu_1 z + \nu_2)$ for (2.2) with $\nu_1 = 2a_1, \nu_2 = 2a_2$ and $x = (b_1/a_1)/(b_2/a_2)$.

In the following, suppose that $a_1, a_2 \in \mathbb{N}$. (2.5) can be shown by (2.3), 26.5.2 of Abramowitz and Stegun (1964) above, and 26.5.4 of Abramowitz and Stegun (1964): $\sum_{r=a}^n \binom{n}{r} p^r (1-p)^{n-r} = I_p(a, n-a+1)$ as follows

$$\begin{aligned} \theta &= I_{\frac{b_1}{b_1+b_2}}(a_1, a_2) \quad (\because (2.3)) \\ &= 1 - I_{\frac{b_2}{b_1+b_2}}(a_2, a_1) \quad (\because 26.5.2 \text{ of Abramowitz and Stegun (1964)}) \\ &= 1 - \sum_{r=a_2}^{a_1+a_2-1} \binom{a_1+a_2-1}{r} \left(\frac{b_2}{b_1+b_2}\right)^r \left(\frac{b_1}{b_1+b_2}\right)^{a_1+a_2-1-r} \\ &\quad (\because 26.5.4 \text{ of Abramowitz and Stegun (1964)}) \\ &= \sum_{r=0}^{a_2-1} \binom{a_1+a_2-1}{r} \left(\frac{b_2}{b_1+b_2}\right)^r \left(\frac{b_1}{b_1+b_2}\right)^{a_1+a_2-1-r}. \end{aligned}$$

Finally, (2.6) can be shown by 8.352-2 of Zwillinger (2014) :

$$(2.7) \quad \int_x^\infty e^{-t} t^n dt = n! \cdot e^{-x} \sum_{m=0}^n \frac{x^m}{m!} \quad (n \in \mathbb{N}, x \in \mathbb{R})$$

as follows

$$\begin{aligned} \theta &= P(\lambda_1 < \lambda_2 | X_1, X_2) \\ &= \int_0^\infty \left(\int_{\lambda_1}^\infty \frac{b_2^{a_2}}{\Gamma(a_2)} \lambda_2^{a_2-1} \exp(-b_2 \lambda_2) d\lambda_2 \right) \frac{b_1^{a_1}}{\Gamma(a_1)} \lambda_1^{a_1-1} \exp(-b_1 \lambda_1) d\lambda_1. \\ &= \int_0^\infty \left(\int_{b_2 \lambda_1}^\infty \frac{b_2^{a_2}}{\Gamma(a_2)} \left(\frac{\pi_2}{b_2}\right)^{a_2-1} \exp(-\pi_2) \frac{d\pi_2}{b_2} \right) \frac{b_1^{a_1}}{\Gamma(a_1)} \lambda_1^{a_1-1} \exp(-b_1 \lambda_1) d\lambda_1 \end{aligned}$$

$$\begin{aligned}
& (\because \pi_2 = b_2 \lambda_2) \\
&= \int_0^\infty \left(\sum_{r=0}^{a_2-1} \frac{(b_2 \lambda_1)^r}{r!} \exp(-b_2 \lambda_1) \right) \frac{b_1^{a_1}}{\Gamma(a_1)} \lambda_1^{a_1-1} \exp(-b_1 \lambda_1) d\lambda_1 \quad (\because (2.7)) \\
&= \sum_{r=0}^{a_2-1} \frac{b_1^{a_1} b_2^r}{\Gamma(a_1) r!} \int_0^\infty \lambda_1^{a_1+r-1} \exp(-(b_1 + b_2) \lambda_1) d\lambda_1 \\
&= \sum_{r=0}^{a_2-1} \frac{b_1^{a_1} b_2^r}{\Gamma(a_1) r!} \int_0^\infty \left(\frac{\pi_1}{b_1 + b_2} \right)^{a_1+r-1} \exp(-\pi_1) \cdot \frac{d\pi_1}{b_1 + b_2} \quad (\because \pi_1 = (b_1 + b_2) \lambda_1) \\
&= \sum_{r=0}^{a_2-1} \frac{\Gamma(a_1 + r)}{\Gamma(a_1) r!} \left(\frac{b_1}{b_1 + b_2} \right)^{a_1} \left(\frac{b_2}{b_1 + b_2} \right)^r \\
&= \sum_{r=0}^{a_2-1} \binom{a_1 + r - 1}{a_1 - 1} \left(\frac{b_1}{b_1 + b_2} \right)^{a_1} \left(\frac{b_2}{b_1 + b_2} \right)^r.
\end{aligned}$$

We have completed the proof of theorem 1. □

Kawasaki and Miyaoka (2012b) expressed θ using the hypergeometric series and computed it by summing the series. However, in general, it is difficult to calculate the hypergeometric series. Additionally, it is also difficult to understand the relationship between θ and other distributions. On the other hand, our expressions above have two advantages. First, we can calculate θ easily using the cumulative distribution functions of well-known distributions. Second, we can find the relationship between θ and some values represented by these cumulative distribution functions. Particularly, from expression (2.3), we can easily show the relationship between θ and the p -value of the conditional test in section 3.

Here, we note an assumption for theorem 1. At the beginning of this section, we supposed the priors to be gamma distributions. However, for theorem 1, we only need the posteriors to be gamma. Therefore, as long as the posteriors are gamma, we need not assume the priors to be gamma.

2.2. Examples of the prior distribution

In this section, we consider several examples of the prior of λ_i . All of the following examples are gamma distribution or the limit of the gamma distribution, and all the posteriors are gamma.

EXAMPLE 1. *Non-informative prior;*

The non-informative prior distribution is $f_1(\lambda_i) \propto \lambda_i^{-1}$. This is an improper prior but can be considered the limit of $Ga(\alpha_i, \beta_i)$ when $(\alpha_i, \beta_i) \rightarrow (0, 0)$. Here, for $k_i > 0$, the posterior is $Ga(k_i, n_i)$. Therefore, when $k_1, k_2 > 0$, that is, $k_1, k_2 \in \mathbb{N}$, theorem 1 states

$$\begin{aligned}
\theta &= I_{\frac{n_1}{n_1+n_2}}(k_1, k_2) \\
&= F_{2k_1, 2k_2} \left(\frac{n_1/k_1}{n_2/k_2} \right) \\
&= \sum_{r=0}^{k_2-1} \binom{k_1 + k_2 - 1}{r} \left(\frac{n_2}{n_1 + n_2} \right)^r \left(\frac{n_1}{n_1 + n_2} \right)^{k_1+k_2-1-r}
\end{aligned}$$

$$= \sum_{r=0}^{k_2-1} \binom{k_1+r-1}{k_1-1} \left(\frac{n_1}{n_1+n_2} \right)^{k_1} \left(\frac{n_2}{n_1+n_2} \right)^r.$$

When $k_i = 0$, the probability density function of the posterior is

$$f(\lambda_i | X_i) \propto \lambda_i^{-1} \cdot \frac{\lambda_i^0}{0!} \exp(-\lambda_i) = \lambda_i^{-1} \exp(-\lambda_i).$$

Hence, the posterior is improper and not a gamma distribution. Therefore, theorem 1 cannot be applied.

EXAMPLE 2. *Jeffrey's prior;*

The Jeffrey's prior distribution (Jeffrey, 1946) is $f_2(\lambda_i) \propto \lambda_i^{-1/2}$. This is also an improper prior but can be considered the limit of $Ga(1/2, \beta_i)$ when $\beta_i \rightarrow 0$. Here, the posterior is $Ga(k_i + 1/2, n_i)$ for $k_i \geq 0$. Therefore, theorem 1 states

$$\begin{aligned} \theta &= I_{\frac{n_1}{n_1+n_2}} \left(k_1 + \frac{1}{2}, k_2 + \frac{1}{2} \right) \\ &= F_{2k_1+1, 2k_2+1} \left(\frac{n_1/(k_1 + \frac{1}{2})}{n_2/(k_2 + \frac{1}{2})} \right). \end{aligned}$$

Because $k_i + 1/2 \notin \mathbb{N}$ for any $k_i \in \mathbb{N} \cup \{0\}$, we cannot have expression (2.5) and (2.6).

EXAMPLE 3. *Conditional power prior;*

Let the historical data $x_i^0 \sim Po(m_i \lambda_i)$. Then the likelihood for λ_i is

$$L(\lambda_i | x_i^0) = \frac{(m_i \lambda_i)^{x_i^0}}{x_i^0!} \exp(-m_i \lambda_i).$$

Here, an example of the conditional power prior distribution (Ibrahim and Chen, 2000) is given as

$$f_3(\lambda_i) \propto L(\lambda_i | x_i^0)^{a_i} \cdot f_1(\lambda_i)$$

where a_i is the fixed parameter such that $0 < a_i \leq 1$ and $f_1(\lambda_i) \propto \lambda_i^{-1}$. Thus

$$\begin{aligned} f_3(\lambda_i) &\propto \left(\lambda_i^{x_i^0} \exp(-m_i \lambda_i) \right)^{a_i} \cdot \lambda_i^{-1} \\ &= \lambda_i^{a_i x_i^0 - 1} \exp(-a_i m_i \lambda_i). \end{aligned}$$

Hence, the prior of λ_i is $Ga(a_i x_i^0, a_i m_i)$ when $x_i^0 > 0$. The posterior is $Ga(a_i x_i^0 + k_i, a_i m_i + n_i)$. Therefore, theorem 1 states

$$\begin{aligned} \theta &= I_{\frac{a_1 m_1 + n_1}{(a_1 m_1 + n_1) + (a_2 m_2 + n_2)}} (a_1 x_1^0 + k_1, a_2 x_2^0 + k_2) \\ &= F_{2(a_1 x_1^0 + k_1), 2(a_2 x_2^0 + k_2)} \left(\frac{(a_1 m_1 + n_1)/(a_1 x_1^0 + k_1)}{(a_2 m_2 + n_2)/(a_2 x_2^0 + k_2)} \right). \end{aligned}$$

Here, because $a_1 x_1^0, a_2 x_2^0 \notin \mathbb{N}$ in general, we cannot have expression (2.5) and (2.6) in general. On the other hand, when $a_1 x_1^0, a_2 x_2^0 \in \mathbb{N}$, we have expression (2.5) and (2.6) as follows

$$\theta = \sum_{r=0}^{a_2 x_2^0 + k_2 - 1} \binom{a_1 x_1^0 + k_1 + a_2 x_2^0 + k_2 - 1}{r}$$

$$\begin{aligned}
& \times \left(\frac{a_2 m_2 + n_2}{a_1 m_1 + n_1 + a_2 m_2 + n_2} \right)^r \left(\frac{a_1 m_1 + n_1}{a_1 m_1 + n_1 + a_2 m_2 + n_2} \right)^{a_1 x_1^0 + k_1 + a_2 x_2^0 + k_2 - 1 - r} \\
& = \sum_{r=0}^{a_2 x_2^0 + k_2 - 1} \binom{a_1 x_1^0 + k_1 + r - 1}{a_1 x_1^0 + k_1 - 1} \\
& \quad \times \left(\frac{a_1 m_1 + n_1}{a_1 m_1 + n_1 + a_2 m_2 + n_2} \right)^{a_1 x_1^0 + k_1} \left(\frac{a_2 m_2 + n_2}{a_1 m_1 + n_1 + a_2 m_2 + n_2} \right)^r.
\end{aligned}$$

3. The relationship between the Bayesian index and the p -value of the conditional test

For binomial proportions, Kawasaki et al. (2014) and Altham (1969) showed the relationship between the Bayesian index and the one-sided p -value of the Fisher's exact test under certain conditions. For Poisson parameters, a similar relationship holds between the Bayesian index and the one-sided p -value of the conditional test.

3.1. Conditional test

From the frequentist perspective, we consider the conditional test based on the conditional distribution of X_1 given $X_1 + X_2 = k_1 + k_2$ (Przyborowski and Wilenski, 1940; Krishnamoorthy and Thomson, 2004). The probability function is

$$\begin{aligned}
f(X_1 = k_1 | X_1 + X_2 = k_1 + k_2) \\
& = \binom{k_1 + k_2}{k_1} \left(\frac{n_1 \lambda_1}{n_1 \lambda_1 + n_2 \lambda_2} \right)^{k_1} \left(\frac{n_2 \lambda_2}{n_1 \lambda_1 + n_2 \lambda_2} \right)^{(k_1 + k_2) - k_1}.
\end{aligned}$$

To test the null hypothesis $H_0 : \lambda_1 \geq \lambda_2$ versus the alternative $H_1 : \lambda_1 < \lambda_2$, the p -value is

$$\begin{aligned}
(3.1) \quad p & = P(X_1 \leq k_1 | X_1 + X_2 = k_1 + k_2, \lambda_1 = \lambda_2) \\
& = \sum_{r=0}^{k_1} \binom{k_1 + k_2}{r} \left(\frac{n_1}{n_1 + n_2} \right)^r \left(\frac{n_2}{n_1 + n_2} \right)^{k_1 + k_2 - r}.
\end{aligned}$$

LEMMA 1. *If $k_2 > 0$, then the one-sided p -value of the conditional test with $H_0 : \lambda_1 \geq \lambda_2$ vs. $H_1 : \lambda_1 < \lambda_2$ has the following expressions:*

$$\begin{aligned}
p & = I_{\frac{n_2}{n_1 + n_2}}(k_2, k_1 + 1) \\
& = F_{2k_2, 2(k_1 + 1)} \left(\frac{n_2/k_2}{n_1/(k_1 + 1)} \right) \\
& = \sum_{r=0}^{k_1} \binom{k_2 + r - 1}{k_2 - 1} \left(\frac{n_2}{n_1 + n_2} \right)^{k_2} \left(\frac{n_1}{n_1 + n_2} \right)^r \\
& = \frac{1}{k_2 B(k_2, k_1 + 1)} \left(\frac{n_2}{n_1 + n_2} \right)^{k_2} \cdot {}_2F_1 \left(k_2, -k_1; 1 + k_2; \frac{n_2}{n_1 + n_2} \right).
\end{aligned}$$

If $k_2 = 0$, then $p = 1$.

PROOF. For $k_2 > 0$, the proof is similar to that of theorem 1 with $\alpha_1, \alpha_2 \in \mathbb{N}$. For $k_2 = 0$, from (3.1),

$$p = \sum_{r=0}^{k_1} \binom{k_1}{r} \left(\frac{n_1}{n_1 + n_2} \right)^r \left(\frac{n_2}{n_1 + n_2} \right)^{k_1 - r} = 1.$$

□

3.2. The relationship between the Bayesian index and the p -value of the conditional test

THEOREM 2. *If $k_2 > 0$, then between $\theta = P(\lambda_1 < \lambda_2 | X_1, X_2)$ given $X_1 = k_1 + 1$, $X_2 = k_2$ and the one-sided p -value of the conditional test with $H_0 : \lambda_1 \geq \lambda_2$ vs. $H_1 : \lambda_1 < \lambda_2$ given $X_1 = k_1, X_2 = k_2$, the following relation holds*

$$\lim_{(\alpha_1, \alpha_2, \beta_1, \beta_2) \rightarrow (0, 0, 0, 0)} \theta = 1 - p.$$

PROOF. From lemma 1, the p -value given $X_1 = k_1, X_2 = k_1$ is

$$p = I_{\frac{n_2}{n_1+n_2}}(k_2, k_1 + 1).$$

Therefore, from the relation $I_z(a, b) = 1 - I_{1-z}(b, a)$,

$$(3.2) \quad 1 - p = I_{\frac{n_1}{n_1+n_2}}(k_1 + 1, k_2).$$

Given $X_1 = k_1 + 1, X_2 = k_2$, on the other hand, $a_1 = \alpha_1 + k_1 + 1, a_2 = \alpha_2 + k_2, b_1 = \beta_1 + n_1, b_2 = \beta_2 + n_2$. Therefore, the Bayesian index is

$$(3.3) \quad \begin{aligned} \theta &= I_{\frac{b_1}{b_1+b_2}}(a_1, a_2) \\ &= I_{\frac{\beta_1+n_1}{\beta_1+n_1+\beta_2+n_2}}(\alpha_1 + k_1 + 1, \alpha_2 + k_2). \end{aligned}$$

From (3.2) and (3.3),

$$\lim_{(\alpha_1, \alpha_2, \beta_1, \beta_2) \rightarrow (0, 0, 0, 0)} \theta = 1 - p$$

holds. We have just completed the proof of theorem 2. □

Here, $\lim_{(\alpha_1, \alpha_2, \beta_1, \beta_2) \rightarrow (0, 0, 0, 0)} \theta$ equals the Bayesian index with non-informative priors when $k_1, k_2 > 0$.

3.3. Plot of θ and p -value

In this section, we plot and compare the Bayesian index $\theta = P(\lambda_1 < \lambda_2 | X_1, X_2)$ with the non-informative prior and $1 - p$ of the conditional test. First, we calculate θ and the one-sided p -value for all pairs of (X_1, X_2) satisfying $1 \leq X_1 \leq 2n_1$ and $1 \leq X_2 \leq 2n_2$, for $n_1 = n_2 = 10, 20, 50$, and 100 , respectively. In Figure 1, the horizontal axis shows the difference between sample rates $\hat{\lambda}_1 - \hat{\lambda}_2$ where $\hat{\lambda}_i = X_i/n_i$, and the vertical axis shows the difference $\theta - (1 - p)$. We can see that θ is always greater than $1 - p$. Moreover, $\theta - (1 - p)$ tends to be greater when $|\hat{\lambda}_1 - \hat{\lambda}_2|$ is small, and $\theta - (1 - p)$ tends to decrease as n_1, n_2 increases.

In Figure 2, the horizontal axis shows $1 - p$, and the vertical axis shows θ .

In Figure 3, the horizontal axis shows $1 - p$ given $X_1 = k_1, X_2 = k_2$, and the vertical axis shows θ given $X_1 = k_1 + 1, X_2 = k_2$. As theorem 2 states, θ always equals $1 - p$.

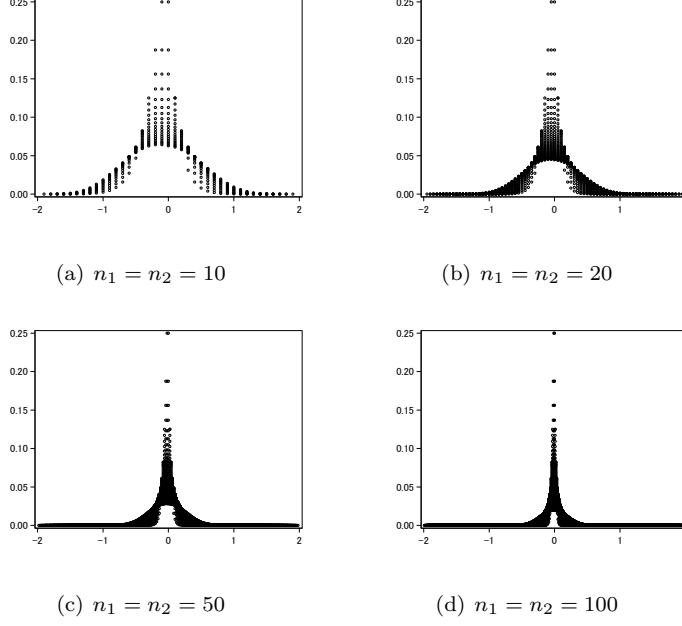


Figure 1. The comparison of $\theta - (1 - p)$ and $\hat{\lambda}_1 - \hat{\lambda}_2$ (vertical axis: $\theta - (1 - p)$, horizontal axis: $\hat{\lambda}_1 - \hat{\lambda}_2$)

4. Generalization

As a generalization for theorems 1 and 2, we consider the generalized version of the Bayesian index $\theta = P(\lambda_1/\lambda_2 < c | X_1, X_2)$, and investigate the relationship between θ and the one-sided p -value of the conditional test with the null hypothesis $H_0 : \lambda_1/\lambda_2 \geq c$ versus the alternative $H_1 : \lambda_1/\lambda_2 < c$. Let $\pi := \lambda_1/\lambda_2$. We consider the posterior of π when the posterior of λ_i is $Ga(a_i, b_i)$ for $i = 1, 2$. First, the joint density function of (λ_1, λ_2) is

$$f(\lambda_1 | a_1, b_1) \cdot f(\lambda_2 | a_2, b_2) = \frac{b_1^{a_1} b_2^{a_2}}{\Gamma(a_1)\Gamma(a_2)} \lambda_1^{a_1-1} \lambda_2^{a_2-1} \exp(-(b_1 \lambda_1 + b_2 \lambda_2)).$$

Next, let $\pi_1 = \lambda_2$. Then, $\lambda_1 = \pi \cdot \pi_1$, $\lambda_2 = \pi_1$. Finally, the probability density function of the posterior distribution of π is

$$\begin{aligned} f(\pi) &= \int_0^\infty f(\pi \cdot \pi_1 | a_1, b_1) \cdot f(\pi_1 | a_2, b_2) \cdot \left| \frac{\partial \lambda_1}{\partial \lambda_2} \frac{\partial \lambda_1}{\partial \lambda_2} \right| d\pi_1 \\ &= \int_0^\infty \frac{b_1^{a_1} b_2^{a_2}}{\Gamma(a_1)\Gamma(a_2)} (\pi \cdot \pi_1)^{a_1-1} \pi_1^{a_2-1} \exp(-(b_1 \pi \cdot \pi_1 + b_2 \pi_1)) \cdot \pi_1 d\pi_1 \\ &= \frac{b_1^{a_1} b_2^{a_2} \pi^{a_1-1}}{\Gamma(a_1)\Gamma(a_2)} \int_0^\infty \pi_1^{a_1+a_2-1} \exp(-\pi_1(b_1 \pi + b_2)) d\pi_1 \\ &= \frac{b_1^{a_1} b_2^{a_2} \pi^{a_1-1}}{\Gamma(a_1)\Gamma(a_2)} \cdot \frac{\Gamma(a_1 + a_2)}{(b_1 \pi + b_2)^{a_1+a_2}} \end{aligned}$$

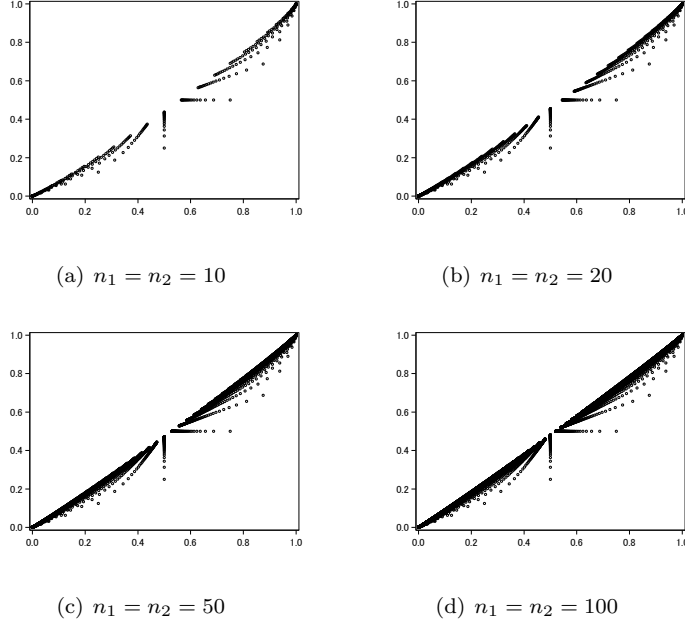


Figure 2. The comparison of θ given $X_1 = k_1, X_2 = k_2$ and $1 - p$ given $X_1 = k_1, X_2 = k_2$ (vertical axis: $1 - p$, horizontal axis: θ)

$$= \frac{1}{\pi B(a_1, a_2)} \left(\frac{b_1 \pi}{b_1 \pi + b_2} \right)^{a_1} \left(\frac{b_2}{b_1 \pi + b_2} \right)^{a_2}.$$

Hence, the cumulative distribution function is

$$\begin{aligned}
(4.1) \quad F(x) &= \int_0^x \frac{1}{\pi B(a_1, a_2)} \left(\frac{b_1 \pi}{b_1 \pi + b_2} \right)^{a_1} \left(\frac{b_2}{b_1 \pi + b_2} \right)^{a_2} d\pi \\
&= \frac{B\left(\frac{b_1 x}{b_1 x + b_2}, a_1, a_2\right)}{B(a_1, a_2)} \\
&= I_{\frac{b_1 x}{b_1 x + b_2}}(a_1, a_2).
\end{aligned}$$

From this, we can obtain the expressions of the generalized version of the Bayesian index.

THEOREM 3. *If the posterior distribution of λ_i is $Ga(a_i, b_i)$ with $a_i, b_i > 0$ for $i = 1, 2$, then, the Bayesian index $\theta = P(\lambda_1/\lambda_2 < c | X_1, X_2)$ has the following three expressions:*

$$\begin{aligned}
(4.2) \quad \theta &= I_{\frac{b_1 c}{b_1 c + b_2}}(a_1, a_2) \\
&= F_{2a_1, 2a_2} \left(\frac{b_1 c/a_1}{b_2/a_2} \right) \\
&= 1 - \frac{1}{a_2 B(a_1, a_2)} \left(\frac{b_2}{b_1 c + b_2} \right)^{a_2} \cdot {}_2F_1 \left(a_2, 1 - a_1; 1 + a_2; \frac{b_2}{b_1 c + b_2} \right)
\end{aligned}$$

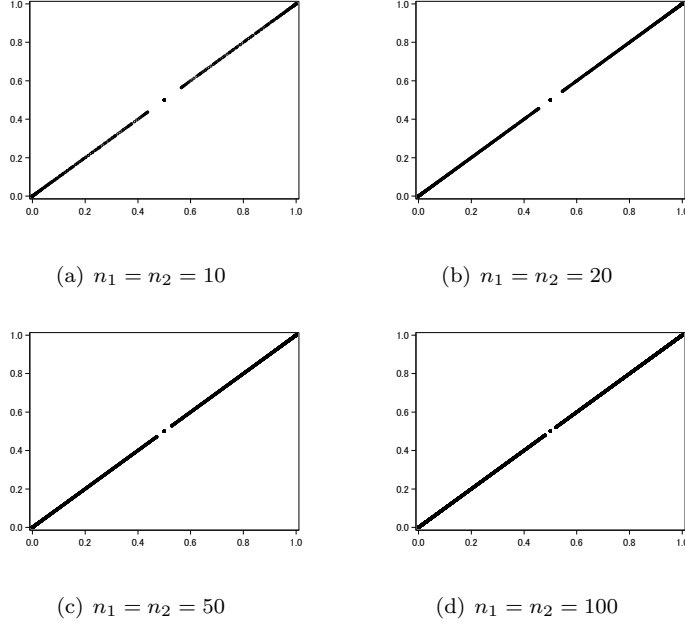


Figure 3. The comparison of θ given $X_1 = k_1 + 1, X_2 = k_2$ and $1 - p$ given $X_1 = k_1, X_2 = k_2$ (vertical axis: $1 - p$, horizontal axis: θ)

Additionally, if both a_1 and a_2 are natural numbers, then, θ has the following two additional expressions:

$$\begin{aligned} \theta &= \sum_{r=0}^{a_2-1} \binom{a_1 + a_2 - 1}{r} \left(\frac{b_2}{b_1c + b_2} \right)^r \left(\frac{b_1c}{b_1c + b_2} \right)^{a_1 + a_2 - 1 - r} \\ &= \sum_{r=0}^{a_2-1} \binom{a_1 + r - 1}{a_1 - 1} \left(\frac{b_1c}{b_1c + b_2} \right)^{a_1} \left(\frac{b_2}{b_1c + b_2} \right)^r. \end{aligned}$$

PROOF. (4.2) can be shown as follows

$$\begin{aligned} \theta &= P \left(\frac{\lambda_1}{\lambda_2} < c \mid X_1, X_2 \right) \\ &= P(\pi < c \mid X_1, X_2) \\ &= F(c) \\ &= I_{\frac{b_1c}{b_1c + b_2}}(a_1, a_2) \quad (\because (4.2)). \end{aligned}$$

The remainder of the proof is almost the same as that of theorem 1. □

On the other hand, the one-sided p -value of the conditional test with $H_0 : \lambda_1/\lambda_2 \geq c$ versus $H_1 : \lambda_1/\lambda_2 < c$ (Przyborowski and Wilenski, 1940; Krishnamoorthy and Thomson, 2004) is defined as

$$p = P(X_1 \leq k_1 \mid X_1 + X_2 = k_1 + k_2, \lambda_1/\lambda_2 = c)$$

$$= \sum_{r=0}^{k_1} \binom{k_1 + k_2}{r} \left(\frac{n_1 c}{n_1 c + n_2} \right)^r \left(\frac{n_2}{n_1 c + n_2} \right)^{k_1 + k_2 - r}.$$

Then, we can obtain the following lemma.

LEMMA 2. *If $k_2 > 0$, then the one-sided p -value of the conditional test with $H_0 : \lambda_1/\lambda_2 \geq c$ vs. $H_1 : \lambda_1/\lambda_2 < c$ has the following expressions:*

$$\begin{aligned} p &= I_{\frac{n_2}{n_1 c + n_2}}(k_2, k_1 + 1) \\ &= F_{2k_2, 2(k_1 + 1)} \left(\frac{n_2/k_2}{n_1 c/(k_1 + 1)} \right) \\ &= \frac{1}{k_2 B(k_2, k_1 + 1)} \left(\frac{n_2}{n_1 c + n_2} \right)^{k_2} \cdot {}_2F_1 \left(k_2, -k_1; 1 + k_2; \frac{n_2}{n_1 c + n_2} \right). \end{aligned}$$

If $k_2 = 0$, then $p = 1$.

PROOF. The proof is almost the same as lemma 1. □

Finally, we can obtain the generalization of theorem 2.

THEOREM 4. *If $k_2 > 0$, then between $\theta = P(\lambda_1/\lambda_2 < c | X_1, X_2)$ given $X_1 = k_1 + 1, X_2 = k_2$ and the one-sided p -value of the conditional test with $H_0 : \lambda_1/\lambda_2 \geq c$ vs. $H_1 : \lambda_1/\lambda_2 < c$ given $X_1 = k_1, X_2 = k_2$, the following relation holds*

$$\lim_{(\alpha_1, \alpha_2, \beta_1, \beta_2) \rightarrow (0, 0, 0, 0)} \theta = 1 - p.$$

PROOF. From lemma 2, the p -value given $X_1 = k_1, X_2 = k_2$ is

$$p = I_{\frac{n_2}{n_1 c + n_2}}(k_2, k_1 + 1).$$

Therefore, from the relation $I_z(a, b) = 1 - I_{1-z}(b, a)$,

$$(4.3) \quad 1 - p = I_{\frac{n_1 c}{n_1 c + n_2}}(k_1 + 1, k_2).$$

On the other hand, from (4.2), the Bayesian index given $X_1 = k_1 + 1, X_2 = k_2$ can be expressed as

$$\begin{aligned} \theta &= I_{\frac{b_1 c}{b_1 c + b_2}}(a_1, a_2) \\ (4.4) \quad &= I_{\frac{(\beta_1 + n_1)c}{(\beta_1 + n_1)c + (\beta_2 + n_2)}}(\alpha_1 + k_1 + 1, \alpha_2 + k_2). \\ &(\because a_1 = \alpha_1 + k_1 + 1, a_2 = \alpha_2 + k_2, b_1 = \beta_1 + n_1, b_2 = \beta_2 + n_2) \end{aligned}$$

Finally, from (4.4) and (4.3),

$$\lim_{(\alpha_1, \alpha_2, \beta_1, \beta_2) \rightarrow (0, 0, 0, 0)} \theta = 1 - p.$$

holds. We have completed the proof of theorem 4. □

5. Application

In this section, we apply the Bayesian index to real epidemiology and clinical trial data and compare it to the one-sided p -value of the conditional test.

EXAMPLE 4. *Breast cancer study;*

Table 1 shows the result of a breast cancer study reported in Rothman and Greenland (2008). The rates of breast cancer between two groups of women are compared. One group is composed of the women with tuberculosis who are repeatedly exposed to multiple x-ray fluoroscopies and the other group is composed of unexposed women with tuberculosis.

Table 1. Breast cancer study data

	cases of breast cancer (X_i)	person-years at risk (n_i)
Received x-ray fluoroscopy ($i = 1$)	41	28,010
Control ($i = 2$)	15	19,017

Let X_1, X_2 be the independent Poisson processes indicating the numbers of cases of breast cancer, and n_1, n_2 be person-years at risk. Here, we suppose $X_i \stackrel{ind}{\sim} Po(n_i \lambda_i)$ for $i = 1, 2$. From Table 1, $X_1 = 41, n_1 = 28,010$ and $X_2 = 15, n_2 = 19,017$. First, we consider the conditional test with the null hypothesis $H_0 : \lambda_1 \leq \lambda_2$ versus the alternative $H_1 : \lambda_1 > \lambda_2$ and the Bayesian index $\theta = P(\lambda_1 > \lambda_2 | X_1, X_2, n_1, n_2)$ with the non-informative and Jeffrey's priors. Table 2 shows the results. Here, $1 - p = 0.976$. Hence, $\theta - (1 - p) = 0.009$ and 0.007 with the non-informative and Jeffrey's priors, respectively.

Table 2. p -value with $H_0 : \lambda_1 \leq \lambda_2$ vs. $H_1 : \lambda_1 > \lambda_2$ and Bayesian index $P(\lambda_1 > \lambda_2 | X_1, X_2)$ for the breast cancer study data

p -value with $H_0 : \lambda_1 \leq \lambda_2$ vs. $H_1 : \lambda_1 > \lambda_2$	Bayesian index $P(\lambda_1 > \lambda_2 X_1, X_2)$	
	non-informative prior	Jeffrey's prior
0.024	0.985	0.983

Next, as in Gu et al. (2008), we consider the test with the null hypothesis $H_0 : \lambda_1/\lambda_2 \leq 1.5$ versus the alternative $H_1 : \lambda_1/\lambda_2 > 1.5$ and the Bayesian index $P(\lambda_1/\lambda_2 > 1.5 | X_1, X_2)$ with the non-informative and Jeffrey's priors. Table 3 shows the results. In this case, $1 - p = 0.709$. Hence, $\theta - (1 - p) = 0.067$ and 0.048 with the non-informative and Jeffrey's priors, respectively.

Table 3. p -value with $H_0 : \lambda_1/\lambda_2 \leq 1.5$ vs. $H_1 : \lambda_1/\lambda_2 > 1.5$ and Bayesian index $P(\lambda_1/\lambda_2 > 1.5 | X_1, X_2)$ for the breast cancer study data

p -value with $H_0 : \lambda_1/\lambda_2 \leq 1.5$ vs. $H_1 : \lambda_1/\lambda_2 > 1.5$	Bayesian index $P(\lambda_1/\lambda_2 > 1.5 X_1, X_2)$	
	non-informative prior	Jeffrey's prior
0.291	0.776	0.757

EXAMPLE 5. *Hypertension trials;*

Table 4 shows the result of the two selected hypertension clinical trials in Table II in Arends et al. (2000). We assume that the trial 1 is of interest and we utilize the trial 2 data to specify the conditional power priors described in section 2.2. Let X_1, X_2

be the independent Poisson process indicating the number of deaths, and n_1, n_2 be the number of the person-year in trial 1, and let x_1^0, x_2^0 be the independent Poisson process indicating the number of deaths, and m_1, m_2 be the number of the person-year in trial 2. Here we suppose $X_i \sim Po(n_i \lambda_i)$, $x_i^0 \sim Po(m_i \lambda_i)$, and X_1, X_2, x_1^0, x_2^0 are independent. From Table 4, $X_1 = 54, n_1 = 5,635, X_2 = 70, n_2 = 5,600, x_1^0 = 47, m_1 = 5,135, x_2^0 = 63, m_2 = 4,960$.

Table 4. Hypertension trials data

	Treatment group		Control group	
	death	number of person-year	death	number of person-year
Trial 1	54	5,635	70	5,600
Trial 2	47	5,135	63	4,960

We consider the test with the null hypothesis $H_0 : \lambda_1 \geq \lambda_2$ versus the alternative $H_1 : \lambda_1 < \lambda_2$ and the Bayesian index $\theta = P(\lambda_1 < \lambda_2 | X_1, X_2)$ with the non-informative prior and the conditional power priors. For the conditional power prior, we assume $a_1 = a_2 (= a)$ and take $a = 0.1, 0.5$, and 1.0 . Table 5 shows the result. Here $1 - p = 0.917$ and θ with the non-informative prior is 0.930 . Additionally, θ with the conditional power priors are greater than that with the non-informative prior. Moreover, when a increases, θ also increases.

Table 5. p -value and Bayesian index for the hypertension trials data ($a = a_1 = a_2$)

p -value with $H_0 : \lambda_1 \geq \lambda_2$ vs. $H_1 : \lambda_1 < \lambda_2$	Bayesian index $P(\lambda_1 < \lambda_2 X_1, X_2)$				
	non-informative prior	conditional power prior			
		$a = 0.1$	$a = 0.5$	$a = 1.0$	
0.083	0.930	0.942	0.971	0.988	

Here, suppose that $\theta \geq 0.95$ is effective. Then, with the non-informative prior, effectiveness is similar to $p < 0.05$ because θ is similar to $1 - p$. On the other hand, with the conditional power prior with suitable historical data, effectiveness is more easily satisfied than $p < 0.05$.

6. Conclusion

In this paper, we provided the cumulative distribution function expressions of the Bayesian index $\theta = P(\lambda_1 < \lambda_2 | X_1, X_2)$ for the Poisson parameters, which can be more easily calculated than the hypergeometric series expression in Kawasaki and Miyaoka (2012b). Next, we showed the relationship between the Bayesian index with the non-informative prior and the one-sided p -value of the conditional test with $H_0 : \lambda_1 \geq \lambda_2$ versus $H_1 : \lambda_1 < \lambda_2$. This relationship can be considered as the Poisson distribution counterpart of the relationship between the Bayesian index for binomial proportions and the one-sided p -value of the Fisher's exact test in Kawasaki et al. (2014). Additionally, we generalized the Bayesian index to $\theta = P(\lambda_1/\lambda_2 < c | X_1, X_2)$, expressed it using the cumulative distribution functions and hypergeometric series, and investigated the relationship between θ and the one-sided p -value of the conditional test with $H_0 : \lambda_1/\lambda_2 \geq c$ versus $H_1 : \lambda_1/\lambda_2 < c$. By the analysis of real data, we showed that the Bayesian index with the non-informative prior is similar to $1 - p$ of the conditional test and the Bayesian index with the conditional power prior with suitable historical data can potentially improve the efficiency of inference.

REFERENCES

- [1] Abramowitz, M., and Stegun, I. A. (1964). *Handbook of mathematical functions: with formulas, graphs, and mathematical tables (No. 55)*. Courier Corporation.
- [2] Altham, P. M. (1969). Exact Bayesian analysis of a 2×2 contingency table, and Fisher's "exact" significance test. *Journal of the Royal Statistical Society. Series B (Methodological)*, **31**(2), 261-269.
- [3] Arends, L. R., Hoes, A. W., Lubsen, J., Grobbee, D. E., and Stijnen, T. (2000). Baseline risk as predictor of treatment benefit: three clinical meta-re-analyses. *Statistics in Medicine*, **19**(24), 3497-3518.
- [4] Gu, K., Ng, H. K. T., Tang, M. L., and Schucany, W. R. (2008). Testing the ratio of two poisson rates. *Biometrical Journal*, **50**(2), 283-298.
- [5] Howard, J. V. (1998). The 2×2 table: A discussion from a Bayesian viewpoint. *Statistical Science*, **13**(4) 351-367.
- [6] Ibrahim, J. G., and Chen, M. H. (2000). Power prior distributions for regression models. *Statistical Science*, **15**(1), 46-60.
- [7] Jeffreys, H. (1946). An invariant form for the prior probability in estimation problems. *Proceedings of the Royal Society of London (Ser A)*, **186**, 453-461.
- [8] Kawasaki, Y., and Miyaoka, E. (2012a). A Bayesian inference of $P(\pi_1 > \pi_2)$ for two proportions. *Journal of Biopharmaceutical Statistics*, **22**(3), 425-437.
- [9] Kawasaki, Y., and Miyaoka, E. (2012b). A Bayesian inference of $P(\lambda_1 < \lambda_2)$ for two Poisson parameters. *Journal of Applied Statistics*, **39** (10), 2141-2152.
- [10] Kawasaki, Y., and Miyaoka, E. (2014). Comparison of three calculation methods for a Bayesian inference of two Poisson parameters. *Journal of Modern Applied Statistical Methods*, **13**(1), 397-409.
- [11] Kawasaki, Y., Shimokawa, A., and Miyaoka, E. (2013). Comparison of three calculation methods for a Bayesian inference of $P(\pi_1 > \pi_2)$. *Journal of Modern Applied Statistical Methods*, **12**(2), 256-268.
- [12] Kawasaki, Y., Shimokawa, A., and Miyaoka, E. (2014). On the Bayesian index of superiority and the P -value of the Fisher exact test for binomial proportions. *Journal of the Japan Statistical Society*. **44**(1), 73-81.
- [13] Krishnamoorthy, K., and Thomson, J. (2004). A more powerful test for comparing two Poisson means. *Journal of Statistical Planning and Inference*, **119**(1), 23-35.
- [14] Przyborowski, J., and Wilenski, H. (1940). Homogeneity of results in testing samples from Poisson series: With an application to testing clover seed for dodder. *Biometrika*, **31**(3), 313-323.
- [15] Rothman, K. J., Greenland, S., and Lash, T. L. (2008). *Modern epidemiology. 3rd*. Philadelphia: Lippincott Williams & Wilkins.
- [16] Zwillinger, D. (Ed.). (2014). *Table of integrals, series, and products*. Elsevier.