

Test of the no-signaling principle in the Hensen loophole-free CHSH experiment

Guillaume ADENIER* and Andrei Yu. KHRENNIKOV†**

**International Center for Mathematical Modeling, in Physics, Engineering, Economics,
and Cognitive Science, Linnaeus University, Växjö, Sweden

March 7, 2022

Abstract

We analyze the data from the loophole-free CHSH experiment performed by Hensen *et al*, and show that it is actually not exempt of an important loophole. By increasing the size of the sample of event-ready detections, one can exhibit in the experimental data a violation of the no-signaling principle with a statistical significance at least similar to that of the reported violation of the CHSH inequality, if not stronger.

1 Introduction

In special relativity, two events taking place at distant locations are space-like separated when there is not enough time for any causal influence to propagate (at the speed of light) between the two events.

Consider Alice and Bob, performing measurements at distant laboratories A and B. We label their measurement settings as a and b respectively, and their measurement results as x and y , with $x, y \in \{\pm 1\}$. If the two events (a, x) and (b, y) are space-like separated, then Bob's outcome y cannot reveal any information about Alice's input a , and the other way around. The no-signaling principle is just that: local measurements performed at one station cannot be used to send a signal to the other station, when the stations are space-like separated.

In spite of being nonlocal, quantum theory is not at variance with this principle [1]. The no-signaling principle is in fact recognized as an essential characteristic of quantum theory [2]. The predictions of quantum theory being intrinsically random, the nonlocal behavior is fundamentally masked by randomness at the local level. It cannot be used to transmit a signal at a distance.

As important as the no-signaling principle is for quantum theory, especially in the context of a claim of an experimental violation of local realism, it has remained largely untested in actual experiment in the literature. Perhaps the only exception being our own analysis [3] of the 1997-1998 Innsbruck experiment [4], and that of De Raedt *et al* [5].

In this line of work, we propose to perform an alternative analysis of the Hensen *et al* experiment [6], in which the violation of local realism is investigated jointly with testing for possible violation of the no-signaling principle.¹

*guillaume.adenier@gmail.com

†andrei.khrennikov@lnu.se

¹This question was raised by Bednorz [7], but with a rather too succinct analysis to be able to conclude unequivocally.

2 Theory

2.1 Testing local realism

We briefly recall the mathematical tools and notations used to perform a CHSH test of local realism [4, 8, 9].

2.1.1 Bell-CHSH inequality

The joint probabilities to observe events x and y given the settings a and b are written $p(xy|ab)$.

With measurement settings a and b , the correlation function is written:

$$E_{ab} = p(++|ab) - p(+-|ab) - p(-+|ab) + p(--|ab) \quad (1)$$

In order to put local realism [10] to an experimental test, the CHSH inequality [8] has long been the favorite weapon of choice [4, 9]:

$$S_{\text{CHSH}} = |E_{00} + E_{01} + E_{10} - E_{11}| \leq 2 \quad (2)$$

2.1.2 Statistics with finite sample

An experimental implementation of a Bell-CHSH test provides a set of number of counts N_{ab}^{xy} : the number of times that events x and y are jointly registered when the settings are a and b . The joint probabilities $p(xy|ab)$ are not directly accessible and must be estimated as the ratio of the corresponding number of counts N_{ab}^{xy} over the total number of counts:

$$p(xy|ab) = \frac{N_{ab}^{xy}}{N_{ab}^{++} + N_{ab}^{+-} + N_{ab}^{-+} + N_{ab}^{--}} \quad (3)$$

The random character of the counts and their finite size mean that an error in the estimation of the joint probabilities has to be taken into account, as it could very well propagate to the inequality being tested, possibly leading to an incorrect interpretation of the result.

2.1.3 Estimation of the statistical error

In the experiment that most particularly interests us, the Hensen *et al* [6] experiment, only a single measured count of each type N_{ab}^{xy} is available. This is so for practical reasons: with a trial event registered every hour or so, it takes days and weeks to record a sufficient number of counts. And so, the statistical error being made cannot be measured by calculating the variance of a series of counts. Instead, it has to be estimated with additional hypotheses. This is quite standard for this type of experiment, and it is arguably a trivial statistical tool that need not be recalled. Nevertheless, the low number of counts obtained in the experiment renders this problem much more crucial than it usually is, so that we prefer to write it down explicitly.

We first make the assumption that the number of counts N_{ab}^{xy} are independent random variables. Let

$$N_1, N_2, \dots, N_i, \dots, N_m$$

be m independent random variables with their corresponding standard deviations

$$\sigma_1, \sigma_2, \dots, \sigma_i, \dots, \sigma_m$$

Let

$$f(N_1, N_2, \dots, N_i, \dots, N_m)$$

be a function of these random variables. The propagation of standard deviations to this function of random variables is calculated as [11]:

$$\sigma_f^2 = \sum_{j=1}^m \left(\frac{\partial f}{\partial N_j} \right)^2 \sigma_j^2 \quad (4)$$

We now assume that the statistics governing each number of counts is Gaussian, which means that the associated standard deviation σ_i is the square root of each number N_i :

$$\sigma_i = \sqrt{N_i} \quad (5)$$

Under these assumptions, one can calculate the standard deviations associated with any measured frequencies of the type Eq. (3), which in turn can be used to calculate the standard deviation associated with any sum and differences of these frequencies, as their errors should simply be added in quadrature [11].

For instance, using Eqs. (1), (3), (4) and (5), it is straightforward to show that the standard deviation associated with the measured correlation function E_{ab} is:

$$\sigma_{E_{ab}}^2 = \frac{4(N_{ab}^{++} + N_{ab}^{--})(N_{ab}^{+-} + N_{ab}^{-+})}{(N_{ab}^{++} + N_{ab}^{+-} + N_{ab}^{-+} + N_{ab}^{--})^3} \quad (6)$$

Armed with Eqs. (1), (2), and (3), one can put local realism to an experimental test, and estimate the magnitude of the error with Eq. (6), in what can be coined the *conventional* analysis [6]. Note that Hensen *et al* used as well a more complicated analysis to take into account possible memory effects and predictability of measurement settings [12], but we prefer to stick with the simpler conventional analysis as it does not fundamentally change the results at hand.

2.2 Testing the No-Signalling Principle

The no-signaling principle can be expressed mathematically in terms of probabilities. One can write explicitly no-signaling constraints to guarantee that Alice and Bob cannot use local measurements on quantum states to signal one another.

2.2.1 Marginal probabilities and No-signaling equalities

Alice's marginal probabilities, which are the sum of joint probabilities over all possible results at Bob's laboratory, must be independent of the measurement performed by Bob. The no-signaling constraints [2] are therefore written for Alice as follow:

$$p_A(x|a) \equiv p_A(x|ab) = \sum_{y \in \{\pm 1\}} p(xy|ab) \quad (7)$$

for all x, a, b . This expression conveys explicitly that Alice's marginal probabilities are independent on the measurement settings b chosen by Bob, and that this must hold regardless of Alice's measurement settings a and outcome x .

Similarly, for Bob we write:

$$p_B(y|b) \equiv p_B(y|ab) = \sum_{x \in \{\pm 1\}} p(xy|ab) \quad (8)$$

for all y, a, b .

We are interested in testing the no-signaling principle for actual implementation of Bell-CHSH tests, in particular for the Hensen loophole-free Bell experiment [6, 12]. In a CHSH experiment, it is sufficient to perform measurements with two measurements settings 0 and 1 at each laboratory, as written in Eq. (1). Since the data at hand deals only with two such

measurement settings 0 and 1, we thus write explicitly Alice's no-signaling constraints for the +1 detections with these settings:

$$p_A(+|0) = p_A(+|00) = p_A(+|01), \quad (9)$$

$$p_A(+|1) = p_A(+|10) = p_A(+|11). \quad (10)$$

These equations mean that Alice's marginal probabilities do not depend in any way in the measurement settings chosen by Bob (0 or 1).

We can rewrite them as no-signaling equalities in the direction from Bob to Alice:

$$S_{B \rightarrow A_0} = p_A(+|00) - p_A(+|01) = 0, \quad (11)$$

$$S_{B \rightarrow A_1} = p_A(+|10) - p_A(+|11) = 0. \quad (12)$$

Similarly, in the direction from Alice to Bob, we write:

$$S_{A \rightarrow B_0} = p_A(+|00) - p_A(+|10) = 0 \quad (13)$$

$$S_{A \rightarrow B_1} = p_A(+|01) - p_A(+|11) = 0 \quad (14)$$

We could write similar equation using the marginal probabilities for the -1 results, but using the fact that the marginal probabilities for +1 and -1 are adding up to unity at each location, we would end up with the exact same equations.

Admittedly, these no-signaling equalities have an air of triviality, since they are simple and always fulfilled by quantum theory as well as by any local realist theory [2], which is probably why they are never tested in the literature. Nevertheless, the interesting point is that they are accessible to experiment in the same way that the Bell-CHSH inequalities are. Using the righthand side of Eqs. (7) and (8), they can be expressed as function of the same joint probabilities $p(xy|ab)$ that are used to calculate the CHSH function, and can therefore be tested with the same set of experimental data.

2.2.2 Estimation of the statistical error on the marginal probabilities

For Alice, the standard deviation on her marginal probabilities is calculated using using Eqs. (3), (4), (5) and (7) as:

$$\sigma_{A_{ab}^+}^2 = \frac{(N_{ab}^{++} + N_{ab}^{+-})(N_{ab}^{-+} + N_{ab}^{--})}{(N_{ab}^{++} + N_{ab}^{+-} + N_{ab}^{-+} + N_{ab}^{--})^3}. \quad (15)$$

Similarly, for Bob, using Eq. (8), we get:

$$\sigma_{B_{ab}^+}^2 = \frac{(N_{ab}^{++} + N_{ab}^{+-})(N_{ab}^{+-} + N_{ab}^{--})}{(N_{ab}^{++} + N_{ab}^{+-} + N_{ab}^{-+} + N_{ab}^{--})^3}. \quad (16)$$

Armed with Eqs. (3), (7), (8), (15) and (16), one can put the no-signaling principle to an experimental test and estimate the magnitude of the error with the same conventional analysis as in the CHSH case.

3 Application to Hensen *et al* experiment

3.1 The experiment in a nutshell

Alice and Bob are located at distant laboratories. They each own a single nitrogen vacancy (NV) centre electron spin in diamond. They prepare these NV centres with laser excitation pulses, rotate those spins with microwaves.

Consequently to this preparation, photons emitted by the NV centres are sent to overlap at a distant beam splitter located a C, roughly midway between Alice and Bob. A coincidence

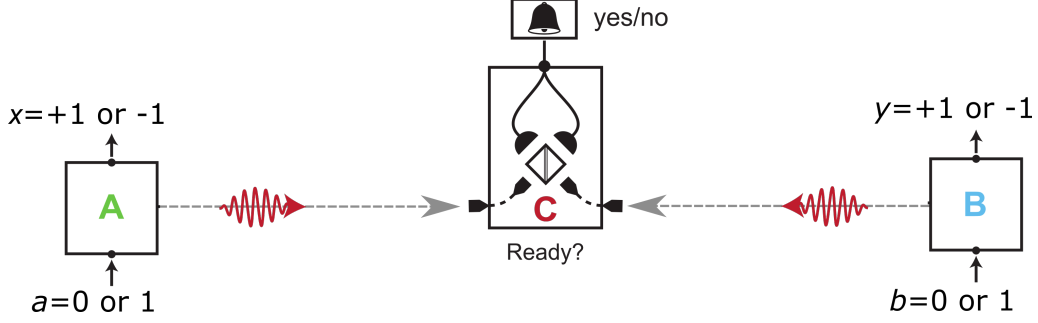


Figure 1: The experimental setup. Alice and Bob perform space-like separated measurements at stations A and B with settings a and b respectively, and results x and y . A successful entanglement between A and B is marked by a coincidence detection at location C (event-ready protocol).

detection at the output ports of this beam splitter is used as event-ready signal. It indicates successful photon entanglement, and therefore, by virtue of entanglement swapping, a successful entanglement between the NV centres [6, 12].

The measurements settings a and b are chosen randomly. The switching of measurement bases and the actual measurement are performed fast enough such that they are space-like separated and no causal influence can travel between the two, which rules out the locality loophole in this experiment.

During the readout, the measurement always provide a result: either *at least one photon is detected* (+1), which is likely to happen when the NV centre is in a bright spin state and therefore emit many photons, or *no photon is detected* (-1), which corresponds the NV centre remaining dark. The measurement is therefore 100% efficient since these results are mutually exclusive. Errors are possible, for instance a dark state could be mistaken for a bright state because of a dark count occurring in the photon detector, but it would only affect the fidelity of the measurement, not its efficiency. The detection loophole is thus ruled out in this experiment.

3.2 Event-ready sampling

There is nevertheless some form of sampling involved in the analysis. It occurs at the event-ready level, when one has to chose the parameters that determine whether the measuring stations A and B are successfully entangled and therefore ready for a measurement.

It should be noted that this type of event-ready sampling is in principle perfectly fine. One should be free to decide beforehand what is an event-ready detection and what is not. It is indeed in principle very different than the sampling occurring due to low detection efficiency in photon twin-beam experiments [9, 4]. The point is that this sampling happens here *before* the measurement settings are chosen, so that it is expected to be a fair sampling, since it cannot possibly depend on undetermined measurement settings. By contrast, in an experiment with low detection efficiency the possibility that the sampling happens after the measurement settings are chosen cannot be ruled out. This is especially true with avalanche photon detectors as they are necessarily located at the very end of the path followed by the photons, therefore after the measurement settings are chosen, and have typically low quantum efficiency.

In the case of Hensen *et al* experiment, the reason for this event-ready sampling comes from the fact that many event-ready detections are in fact due to unwanted reflections of the laser excitation pulses, instead of coming from photons emitted by the NV centres [12]. While a coincidence from photons emitted by the NV centres does swap the entanglement to the NV centres themselves, this is of course not the case when the coincidence originates from unwanted reflections of the laser excitation pulses. These unwanted event-ready events are therefore bound to deteriorate the observed correlation, and must be filtered out as best as possible in order to

be able to observe a violation of the CHSH inequality.

The event-ready signal is a coincidence detection occurring within a precisely defined window after the arrival time of a sync pulse. The unwanted event-ready detections due to reflections of the laser excitation pulses can be filtered by delaying the start time of the coincidence window, but since the NV centre emissions and the laser excitation reflections partially overlap in time, as can be seen from Figure S2 in the Supplementary Information to the *Nature* article [12], one cannot filter out one without affecting the other. The start time of the window has to be chosen with care in order to observe a violation of the CHSH inequality. Too early, and the photons coming from the reflections of the laser excitation pulses become predominant. Too late, and not enough valid photons from the NV centres are picked up, so that noise becomes predominant [12].

3.2.1 Varying the sample of event-ready detections

A very interesting feature of the data provided by Hensen *et al* is that the parameters sampling the event-ready signal are not fixed. They can be changed *a posteriori* during the analysis, since all photon detection times at location C are recorded in the data. This feature has already been used by Hensen *et al* to investigate the effect of choosing different window-settings in post-processing, in particular in Fig.S3 in the Supplementary Information to the *Nature* article [12]. In this respect, we follow their footsteps.

We will show below that changing these parameters to an even larger range reveal some valuable information that would not have been available otherwise, in particular to test the no-signaling principle.

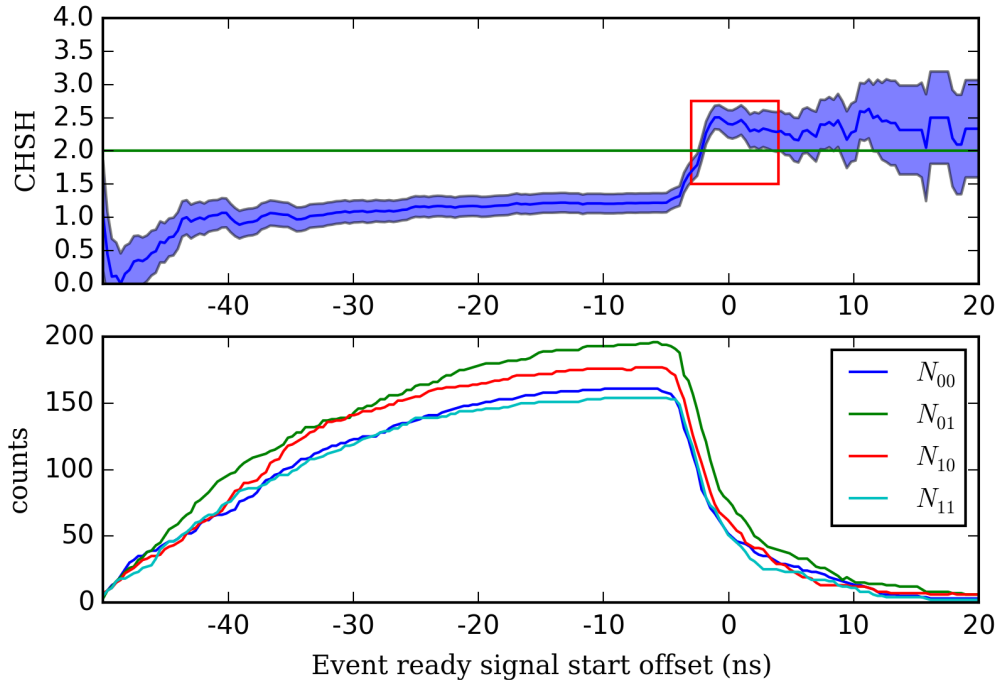


Figure 2: CHSH parameter S and number of trials as a function of the window start for the event-ready sampling. The time-offset origin at 0 corresponds to the value chosen by Hensen *et al*. The confidence region shown is one standard deviation, calculated according to the conventional analysis. The red rectangle in the CHSH plot highlights the range of the plot in Fig.S3 in Ref.[12].

As hinted above, the choice of the coincidence-window setting of the event-ready sampling is not conservative for the CHSH parameter: if one chooses different values than the one used

by Hensen *et al* [12], then the size of the sample of trials changes quickly, as well as the value of the CHSH parameter S . This is illustrated on Fig. 2, where the starting time of the even-ready window with respect to the synchronisation signal is varied over a larger range than in Fig.S3 in the Supplementary Information to the *Nature* article [12]. We chose a range of possible offsets from -50 ns to 20 ns, instead of from -3 ns to 4 ns in [12]. The reason for choosing such a large range will be apparent as we proceed with testing the no-signaling principle.

All other parameters are kept as set by Hensen *et al*. The offset 0 corresponds to the value chosen beforehand by the experimenters, which yields the violation of $S = 2.422 \pm 0.204$ reported in [6, 12]. Negative offset means that more unwanted events coming from reflections of the laser excitation pulses are included in the event-ready sample. Positive offset corresponds to moving further away the window from those unwanted event-ready events, which also means that less and less valid photons from the NV centres are picked up, so that noise becomes predominant.

3.3 Testing the no-signaling principle

In order to test the no-signaling principle, we vary the event-ready sampling in the same way as in Fig. 2 and as in Fig. S3 in [12], but we focus on the behavior of the marginal probabilities instead, and on the no-signaling equalities defined above.

3.3.1 Exhibiting the problem with marginal probabilities

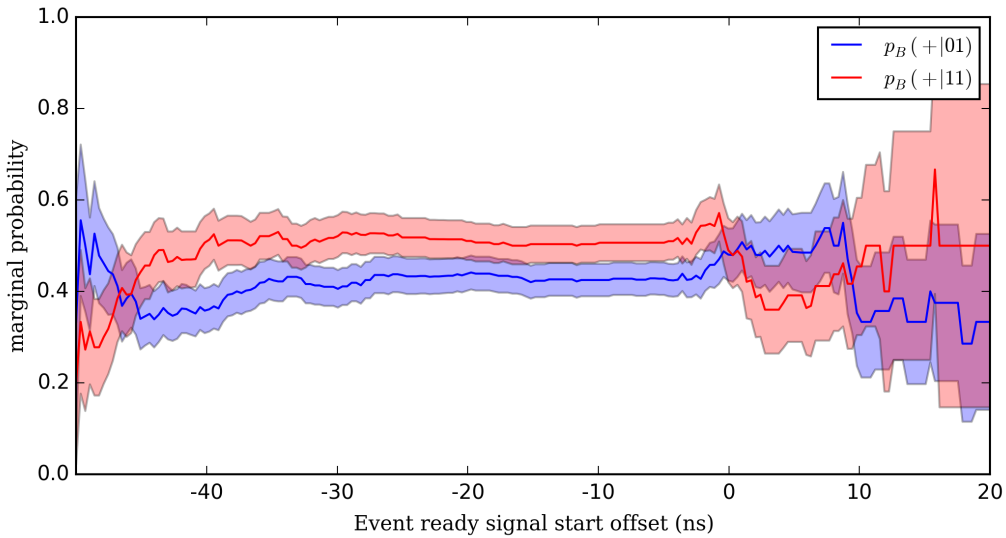


Figure 3: Bob's marginal probabilities for the +1 measurement result as a function of the window start for the event-ready sampling. The confidence region shown is one standard deviation, calculated according to the conventional analysis.

In order to exemplify the nature of the problem, we plot Bob's marginal probabilities for the +1 result when he is measuring along direction 1, as a function of the event-ready window offset (see Fig. 3). As expressed in Eq. (14), the two marginal probabilities associated with different measurement settings for Alice should be equal. They nevertheless differ noticeably when the offset is negative, that is, when the event-ready sample is larger.

Naturally, this effect could simply be due to the finite size of the event-ready sample, in the same way that any finite series of coin tossing will show a deviation from the expected equal number of heads and tails. We therefore need to estimate the probability that this effect would be due to chance only.

A first step in this direction consists in looking at the behavior of all the marginal probabilities. Figure 4 shows the magnitude of violations, in terms of how many standard deviations separates the experiment from each expected no-signaling equality, as a function of the window offset for the event-ready sampling. In the Alice-to-Bob direction, the deviation from no-signaling is consistently larger than one standard deviation for negative offsets (which corresponds to the largest event-ready samples), regardless of which measurement Bob is performing, 0 or 1. For the other no-signaling equalities, in the Bob-to-Alice direction, the experimental observation is less than one standard deviation away from the expectation, except for smaller event-ready samples which are bound to be statistically less significant.

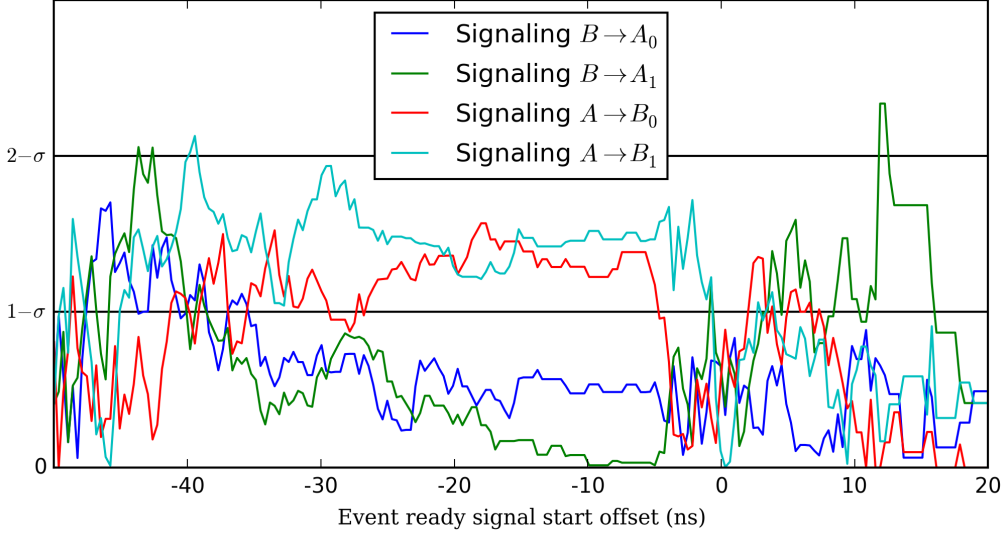


Figure 4: Deviation from the no-signaling equalities for the +1 measurement result as a function of the window start for the event-ready sampling. The deviation remains small from Bob to Alice (except for small sample size), but it becomes larger deviation from Alice to Bob for increased sample size

3.3.2 Increasing further the size of the event-ready sample

It should be noted that, unlike the violation of local realism, this possible violation of the no-signaling principle is apparently stronger when the sample size is increased, that is, when more coincidences from the unwanted reflections of the laser excitation pulses are included. It would seem to indicate that if this effect is real it is not a feature of entanglement between the NV centres, but rather of the excitation pulses.

In order to increase the event-ready sample size further, we propose to modify one additional parameter in the event-ready sampling: the number of previous attempts that are not marked with an invalid marker. This is set to 250 by Hensen *et al* [12]. We relax this constraints to a value of only 50 instead. It allows to increase the size of the event-ready sampling, at the cost of including in the sample some events that were not recorded with predefined optimal conditions. For instance, it happens if the amount of reflections from the laser excitation pulse becomes too high [12].

With this setting, a violation of the CHSH inequality is still observed when all other parameters are kept as set by Hensen *et al*. The size of the event-ready sampling is then $N = 335$ (up from $N = 245$ in [6]), with the CHSH parameter $S = 2.324$ and a standard deviation $\sigma = 0.178$. This is still 1.8 standard deviations away from the local realism bound. It amounts to a p -value of 0.035 with the conventional analysis, and 0.055 with the refined analysis of Hensen *et al*.

Figure 5 shows that under this condition, all no-signaling equalities of Eqs. (11-14) are

consistently violated by one to two standard deviations for negative offsets, that is, when the sample is the largest. Adding the errors in quadrature [11], this amounts to a combined violation by about 3 standard deviations.

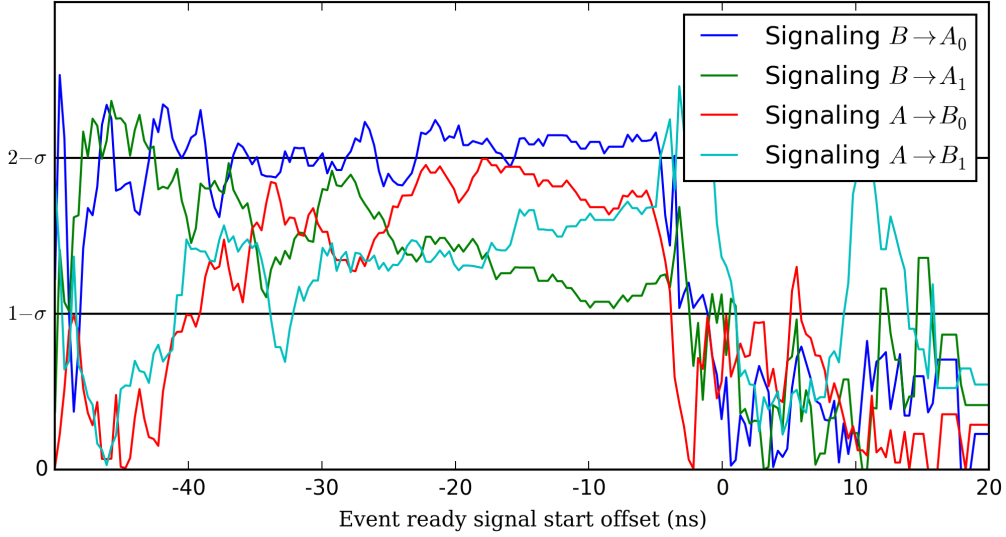


Figure 5: Magnitude of the violation of the no-signaling principle for a larger event-ready sample (with the threshold for invalid markers set at 50), as a function of the window start for the event-ready sampling. All four no-signaling equalities are consistently violated by more than one standard deviation when the sample is the largest.

3.3.3 Is the violation of the no-signaling principle statistically significant?

In order to understand if this effect is statistically significant, we perform a χ^2 test under the null-hypothesis that the no-signaling principle is independently fulfilled for all four no-signaling equalities of Eqs. (11-14):

$$\chi^2 = \left(\frac{S_{B \rightarrow A_0}}{\sigma_{B \rightarrow A_0}} \right)^2 + \left(\frac{S_{B \rightarrow A_1}}{\sigma_{B \rightarrow A_1}} \right)^2 + \left(\frac{S_{A \rightarrow B_0}}{\sigma_{A \rightarrow B_0}} \right)^2 + \left(\frac{S_{A \rightarrow B_1}}{\sigma_{A \rightarrow B_1}} \right)^2. \quad (17)$$

With an event-ready signal start offset set arbitrarily at -20 ns with respect to the value chosen by Hensen *et al*, we reach a sample size of $N = 1242$, which is much larger than the 245 events in [6]. The results for the no-signaling equalities and their standard deviations, calculated using the conventional analysis, are displayed in Table 1. It amounts to $\chi^2 = 12.75$. With four degrees of freedom, it means a p -value of 0.0125, which leads to a rejection of the null-hypothesis that the no-signaling principle is fulfilled.

A valid concern with this result is that it could be due to a look-elsewhere effect, or p -hacking effect. However, it should be noted first that we did not make any additional hypothesis than those already made while testing local realism. The hypothesis under test (the no-signaling principle) is not an hypothesis suggested by the data. It is an hypothesis predicted by quantum theory as well as by local realist theories. It is therefore perfectly valid to test this hypothesis *a posteriori*, even if such was not the intent of the experimenters.

Furthermore, the effect does not appear by scanning the event-ready population space looking for one specific small sample that would violate the no-signaling principle. The effect is pervasive, and there is a large range of samples for which it is statistically significant. It is in fact stronger in both directions when the sample size is increased significantly. The choice of -20 ns window start offset is admittedly arbitrary, but choosing other negative offsets with a large

	S	σ	z
Signaling $A \rightarrow B_0$	-0.077	0.041	1.90
Signaling $A \rightarrow B_1$	-0.066	0.039	1.67
Signaling $B \rightarrow A_0$	0.086	0.040	2.17
Signaling $B \rightarrow A_1$	0.052	0.040	1.30

Table 1: Experimental values S of the no-signaling equalities, for a larger event-ready sample ($N = 1242$), with the associated standard deviation σ , and with the number z expressing how many standard deviations σ separates the experimental observations S from the no-signaling predictions.

enough sample gives similar results. There are in fact arguably more event-ready samples showing a significant violation of no-signaling principle than there are showing a significant violation of CHSH, and they are always associated with a larger sample size. This can be illustrated by looking at the p -values for both hypotheses when varying the window start offset, as shown in Fig. 6.

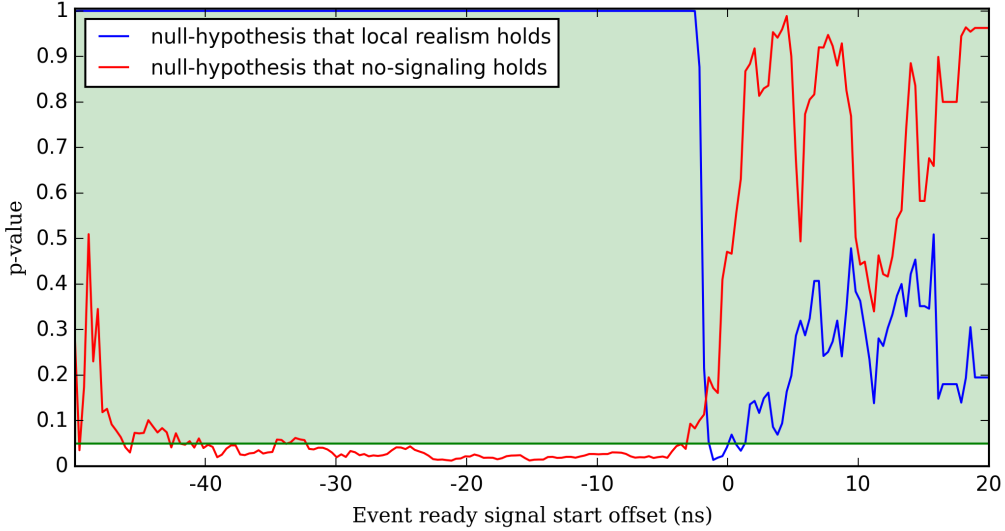


Figure 6: p -values for the null-hypotheses of no-signaling and of local realism. It leads to a rejection of local realism (blue line) near the 0 offset, and a rejection of no-signaling (red line) for a large range of negative offsets.

The same observation can be made if we vary as well the other sampling parameter that we modified for our analysis, which is the number of previous attempts that are not marked with an invalid marker. Figure 7 indeed shows that the violation of the no-signaling principle is statistically significant for a large region of the event-ready population space, and that it happens when the sample size is the largest. By contrast, the violation of local realism (CHSH) is obtained for much smaller sample sizes.

4 Discussion: Possible explanations for the violation of the no-signaling principle

There is certainly something wrong with this observed violation of the no-signaling principle. It just should not happen. We list a few possible attempts to explain this result, and the problems that come with each interpretation.

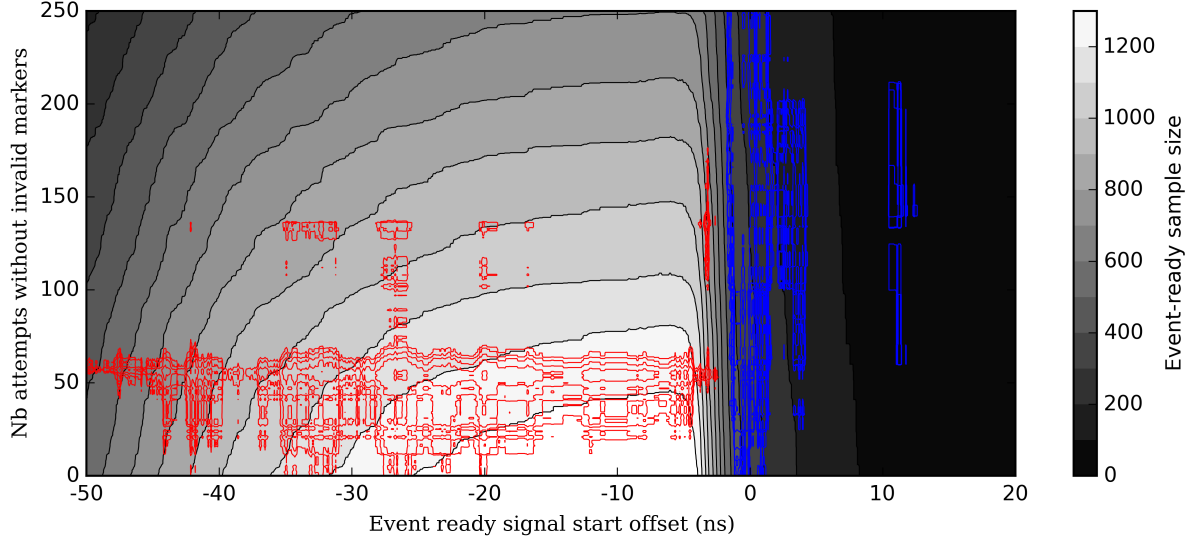


Figure 7: p-values for the null-hypotheses of no-signaling and of local realism. The x -axis (window offset) and the y -axis (invalid markers) scan the event-ready population space. Each point is a possible sample. The blue color contours show the points for which the local realism hypothesis is associated with a p-value less than 0.05. The red color contours show the points for which the no-signaling hypothesis is associated with a p-value less than 0.05. The black contour (and gray scale) indicate the size of the sample. The point tested in [6] is (0,250).

Superluminal influence: Very unlikely. It would be in conflict with both quantum theory and special relativity. Besides, the violation of no-signaling equalities is stronger when the pulse reflections become dominant. Since excitation pulses coincidences do not lead to NV entanglement, the no-signaling effect does not seem connected with entanglement.

Causal influence: (at the speed of light) Unlikely. For instance, this effect could be due to back reflections of the optical beams. This possibility should be ruled out by the careful timing of the measurements undertaken by the experimenters. The measurements are supposed to be space-like separated.

Sampling-dependent space-like separation Unlikely. One could conceive that the space-like separation is no longer fulfilled when the offset is negative (for instance at -20 ns). Given that each trial takes several microseconds to be performed, such a crucial effect appearing and disappearing at the order of nanoseconds seems unlikely.

Statistical error: Not entirely unlikely. For instance, the assumption of Gaussian statistics could be invalid, which would result in an overconfidence in the result. However, rejecting the no-signaling violation on such statistical ground would also invalidate the violation of the CHSH inequality.

Look-elsewhere or p -hacking: Unlikely. The violation of the no-signaling principle is widespread and happens most prominently for larger event-ready sample sizes.

Invalid analysis: Unlikely. The joint probabilities and their errors are calculated following the conventional analysis, similar to what is done for CHSH. No extra assumption are needed (unlike in the case of low detection efficiency [3]).

In all likelihood, this problem should be investigated and settled experimentally. Generally speaking, our analysis shows that inferring the fulfillment of the locality condition based on well established theory and careful timing of events is not enough. We would argue that a possible

violation of the no-signaling principle should systematically be checked whenever testing for a violation of local realism, especially for a loophole-free experiment.

Acknowledgments

We are grateful to Ivo Pietro Degiovanni for several helpful discussions on the subject, as well as to Richard Gill and Scott Glancy for their insightful comments on a first version of this article. We thank Bas Hensen for providing us the experimental data together with a sample code written in Python.

References

- [1] G. C. Ghirardi, A. Rimini, and T. Weber, *Lettere al Nuovo Cimento* **27** 10, 293–298 (1980).
- [2] N. Brunner, D. Cavalcanti, S. Pironio, V. Scarani, S. and Wehner, *Rev. Mod. Phys.* **86**, 419478 (2014).
- [3] G. Adenier and A. Yu. Khrennikov, *J. Phys. B* **40** 131141 (2007).
- [4] G. Weihs, T. Jennewein, C. Simon, H. Weinfurter and A. Zeilinger, *Phys. Rev. Lett.* **81**, 5039 – 5043 (1998).
- [5] H. De Raedt, K. Michielsen and F. Jin, *AIP Conf. Proc.* **1424**, 55 (2012).
- [6] B. Hensen, H. Bernien, A. E. Drau, A. Reiserer, N. Kalb, M. S. Blok, J. Ruitenberg, R. F. L. Vermeulen, R. N. Schouten, C. Abelln, W. Amaya, V. Pruneri, M. W. Mitchell, M. Markham, D. J. Twitchen, D. Elkouss, S. Wehner, T. H. Taminiau and R. Hanson, *Nature* **526**, 682686 (2015).
- [7] A. Bednorz, quant-ph arXiv:1511.03509.
- [8] J. F. Clauser, M. A. Horne, A. Shimony and R. A. Holt, *Phys. Rev. Lett.* **23**, 880-884 (1969).
- [9] A. Aspect, J. Dalibard and G. Roger, *Phys. Rev. Lett.* **49**, 1804 – 1807 (1982).
- [10] J. S. Bell, *Speakable and Unspeakable in Quantum Mechanics*, Cambridge Univ. Press (2004).
- [11] J. Taylor, *An Introduction to Error Analysis*, University Science Books; 2nd edition (1996).
- [12] B. Hensen, *et al.*, Supplementary Information, *Nature* **526**, 682686 (2015).
- [13] M. Żukowski, A. Zeilinger, M. A. Horne and A. K. Ekert, *Phys. Rev. Lett.* **71**, 4287 (1993).