

Test of the no-signaling principle in the Hensen loophole-free CHSH experiment

Guillaume ADENIER* and Andrei Yu. KHRENNIKOV^{†**}

^{**}International Center for Mathematical Modeling, in Physics, Engineering, Economics,
and Cognitive Science, Linnaeus University, Växjö, Sweden

December 9, 2024

Abstract

We analyze the data from the loophole-free CHSH experiment performed by Hensen *et al*, and show that it is actually not exempt of an important loophole. By increasing the size of the sample of event-ready detections, one can exhibit in the experimental data a violation of the no-signaling principle with a statistical significance at least similar to that of the reported violation of the CHSH inequality, if not stronger.

1 Introduction

In special relativity, two events taking place at distant locations are space-like separated when there is not enough time for any causal influence to propagate (at the speed of light) between the two events.

Consider Alice and Bob, performing measurements at distant laboratories A and B. We label their measurement settings as a and b respectively, and their measurement results as x and y , with $x, y \in \{\pm 1\}$. If the two events (a, x) and (b, y) are space-like separated, then Bob's outcome y cannot reveal any information about Alice's input a , and the other way around. Local measurements performed at one station cannot be used to send a signal to the other station, when they are space-like separated.

In spite of being nonlocal, quantum theory is not at variance with this principle[1]. The no-signaling principle is in fact recognized as an essential characteristic of quantum theory [2]. The predictions of quantum theory are indeed intrinsically random, so that the nonlocal behavior is fundamentally masked by randomness at the local level.

As important as the no-signaling principle is for quantum theory, especially in the context of a claim of a violation of local realism, it has remained largely untested in actual experiment. Perhaps the only exception being our own analysis [3] of the 1997-1998 Innsbruck experiment [4], and that of De Raedt *et al* [5].

We propose to perform an alternative analysis of the Hensen *et al* experiment [6], in which the violation of local realism is investigated jointly with a possible violation of the no-signaling principle.

*guillaume.adenier@gmail.com

[†]andrei.khrennikov@lnu.se

2 Theory

2.1 Testing local realism

We briefly recall the mathematical tools and notations used to perform a CHSH test of local realism [7, 8, 4].

2.1.1 Bell-CHSH inequality

The joint probabilities to observe events x and y given the settings a and b are written $p(xy|ab)$.

With measurement settings a and b , the correlation function is written:

$$E_{ab} = p(++|ab) - p(+-|ab) - p(-+|ab) + p(--|ab) \quad (1)$$

In order to put local realism [9] to an experimental test, the CHSH inequality [7] has long been the favorite of weapon of choice [8, 4]:

$$S_{\text{CHSH}} = |E_{00} + E_{01} + E_{10} - E_{11}| \leq 2 \quad (2)$$

2.1.2 Statistics with finite sample

An experimental implementation of a Bell-CHSH test provides a set of number of counts N_{ab}^{xy} : the number of times that events x and y are jointly registered with settings a and b . The joint probabilities $p(xy|ab)$ are not directly accessible and must be estimated as the ratio of the corresponding number of counts N_{ab}^{xy} over their total number:

$$p(xy|ab) = \frac{N_{ab}^{xy}}{N_{ab}^{++} + N_{ab}^{+-} + N_{ab}^{-+} + N_{ab}^{--}} \quad (3)$$

The random character of the counts and their finite size mean that an error in the estimation of the joint probabilities has to be taken into account, as it could very well propagate to the inequality being tested, possibly leading to incorrect interpretation of the result.

2.1.3 Estimation of the statistical error

In the experiment that most particularly interests us, the Hensen *et al* [6] experiment, only a single measured count of each type N_{ab}^{xy} is available. The statistical error being made cannot be measured by calculating the variance of a series of counts, but has to be estimated with additional hypotheses. This type of analysis is quite standard for this type of experiment, and it is arguably a trivial statistical tool that need not be recalled, but in a case with low statistics, it becomes quite crucial, so that we prefer to write it down explicitly.

We first make the assumption that the number of counts N_{ab}^{xy} are independent random variables. Let

$$N_1, N_2, \dots, N_i, \dots, N_m$$

be m independent random variables with their corresponding standard deviations

$$\sigma_1, \sigma_2, \dots, \sigma_i, \dots, \sigma_m$$

Let

$$f(N_1, N_2, \dots, N_i, \dots, N_m)$$

be a function of these random variables. The propagation of standard deviations to this function of random variables is calculated as [10]:

$$\sigma_f^2 = \sum_{j=1}^m \left(\frac{\partial f}{\partial N_j} \right)^2 \sigma_j^2 \quad (4)$$

We now assume that the statistics governing each number of counts is Gaussian, which means that the associated standard deviation σ_i is the square root of each number N_i :

$$\sigma_i = \sqrt{N_i} \quad (5)$$

Under these assumptions, one can calculate the standard deviations associated with any measured frequencies of the type Eq. (3), which in turn can be used to calculate the standard deviation associated with any sum and differences of these frequencies, as their errors should simply be added in quadrature [10].

For instance, using Eqs. (1), (3), (4) and (5), it is straightforward to show that the standard deviation associated with the measured correlation function E_{ab} is:

$$\sigma_{E_{ab}}^2 = \frac{4(N_{ab}^{++} + N_{ab}^{--})(N_{ab}^{+-} + N_{ab}^{-+})}{(N_{ab}^{++} + N_{ab}^{+-} + N_{ab}^{-+} + N_{ab}^{--})^3} \quad (6)$$

Armed with Eqs. (1), (2), and (3), one can put local realism to an experimental test, and estimate the magnitude of the error with Eq. (6), in what is known as the conventional analysis [6].

Note that Hensen *et al* [6] use a more complicated analysis to take into account possible memory effects and predictability of measurement settings, but we prefer to stick with the simpler conventional analysis as it does not fundamentally change the results at hand.

2.2 Testing the No-Signalling Principle

In terms of probabilities, one can write explicitly no-signaling constraints to guarantee that Alice and Bob cannot use local measurements on quantum states (shared or not) to signal one another.

2.2.1 Marginal probabilities and No-signaling equalities

Alice's marginal probabilities, which are the sum of joint probabilities over all possible results at Bob's laboratory, must be independent of the measurement performed by Bob. The no-signaling constraints [2] are therefore written for Alice as follow:

$$p_A(x|a) \equiv p_A(x|ab) = \sum_{y \in \{\pm 1\}} p(xy|ab) \quad (7)$$

for all x, a, b . It means that Alice's marginal probabilities are independent on the measurement settings b chosen by Bob, and that this must hold regardless of Alice's measurement settings a and outcome x .

Similarly, for Bob we write:

$$p_B(y|b) \equiv p_B(y|ab) = \sum_{x \in \{\pm 1\}} p(xy|ab) \quad (8)$$

for all y, a, b .

We are interested in testing the no-signaling principle for actual implementation of Bell-CHSH tests, in particular for the Hensen loophole-free Bell experiment [6, 11]. In a CHSH experiment, it is sufficient to perform measurements with two measurements settings 0 and 1 at

each laboratory, as written in Eq. (1). We thus write explicitly Alice's no-signaling constraints for the +1 detections with settings 0 and 1:

$$p_A(+|0) = p_A(+|00) = p_A(+|01), \quad (9)$$

$$p_A(+|1) = p_A(+|10) = p_A(+|11). \quad (10)$$

These equations means that Alice's marginal probabilities do not depend in any way in the measurement settings chosen by Bob (0 or 1).

Similarly, for Bob:

$$p_B(+|0) = p_B(+|00) = p_B(+|10), \quad (11)$$

$$p_B(+|1) = p_B(+|01) = p_B(+|11). \quad (12)$$

Combining Alice's constraints, Eqs. (9) and (10), we write the following no-signaling equality:

$$S_{\mathcal{NS}}^{\mathbf{B} \rightarrow \mathbf{A}} = |p_A(+|00) - p_A(+|01)| + |p_A(+|10) - p_A(+|11)| = 0, \quad (13)$$

which must hold if Bob is not signaling to Alice. Similarly for Bob, with Eqs. (11) and (12),:

$$S_{\mathcal{NS}}^{\mathbf{A} \rightarrow \mathbf{B}} = |p_B(+|00) - p_B(+|10)| + |p_B(+|01) - p_B(+|11)| = 0 \quad (14)$$

We could write similar equation using the marginal probabilities for the -1 results, but using the fact that the marginal probabilities for +1 and -1 are adding up to unity at each location, it is trivial to show that we would end up with the exact same equations.

Admittedly, these no-signaling equalities have an air of triviality, since they are always fulfilled by quantum theory, as well as by any local realist theory [2]. Nevertheless, the interesting point is that they are accessible to experiment in the same way that the Bell-CHSH inequalities are¹. Using the right hand side of Eqs. (7) and (8), they can be expressed as function of the same joint probabilities $p(xy|ab)$ that are used to calculate the CHSH function, and can therefore be tested with the same set of experimental data.

2.2.2 Estimation of the statistical error on the marginal probabilities

For Alice, the standard deviation on her marginal probabilities is calculated using using Eqs. (3), (4), (5) and (7) as:

$$\sigma_{A_{ab}^+}^2 = \frac{(N_{ab}^{++} + N_{ab}^{+-})(N_{ab}^{-+} + N_{ab}^{--})}{(N_{ab}^{++} + N_{ab}^{+-} + N_{ab}^{-+} + N_{ab}^{--})^3}. \quad (15)$$

Similarly, for Bob, using Eq. (8), we get:

$$\sigma_{B_{ab}^+}^2 = \frac{(N_{ab}^{++} + N_{ab}^{-+})(N_{ab}^{+-} + N_{ab}^{--})}{(N_{ab}^{++} + N_{ab}^{+-} + N_{ab}^{-+} + N_{ab}^{--})^3}. \quad (16)$$

Armed with Eqs. (3), (7), (8), (15) and (16), one can put the no-signaling principle to an experimental test and estimate the magnitude of the error with the same conventional analysis as in the CHSH case. The propagation of the errors on the marginal probabilities to Eqs. (13) and (14) is simply obtained by adding them in quadrature [10].

¹Note also that testing for an equality instead of an inequality makes no difference, since the CHSH test consists in fact in testing experimental data against the most favorable case allowed by local realism, which is $S = 2$. In both case, we are testing an equality and estimating the probability that the observed deviation would be due to chance only.

3 Application to Hensen *et al* experiment

3.1 The experiment in a nutshell

Alice and Bob are located at distant laboratories. They each own a single nitrogen vacancy (NV) centre electron spin in diamond. They prepare these NV centres with laser excitation pulses and microwave rotations.

Consequently to this preparation, photons emitted by the NV centres are sent to overlap at a distant beam splitter located a C. A coincidence detection at the output ports of this beam splitter is used as event-ready signal. It indicates successful photon entanglement, and therefore, by virtue of entanglement swapping, a successful entanglement between the NV centres [6, 11].

The measurements settings a and b are chosen randomly. The switching of measurement bases and the actual measurement are performed fast enough such that they are space-like separated and no causal influence can travel between the two, which rules out the locality loophole in this experiment.

During the readout, the measurement always provide a result: either *at least one photon is detected* (+1), which is likely to happen when the NV centre is in a bright spin state and therefore emit many photons, or *no photon is detected* (-1), which corresponds the NV centre remaining dark. The measurement is therefore 100% efficient since these results are mutually exclusive. Errors are possible, for instance a dark state could be mistaken for a bright state because of a dark count occurring in the photon detector, but it would only affect the fidelity of the measurement, not its efficiency. The detection loophole is thus ruled out in this experiment.

3.2 Event-ready sampling

There is nevertheless some form of sampling involved in the analysis. It occurs at the event-ready level, when one has to chose the parameters that determine whether the measuring stations A and B are successfully entangled and therefore ready for a measurement.

It should be noted that this type of event-ready sampling is in principle perfectly fine. One should be free to decide beforehand what is an event-ready detection and what is not. It is indeed in principle very different than the sampling occurring due to low detection efficiency in photon twin-beam experiments [8, 4]. The point is that this sampling happens here *before* the measurement settings are chosen, so that it is expected to be a fair sampling, since it cannot possibly depend on undetermined measurement settings. By contrast, in an experiment with low detection efficiency the possibility that the sampling happens after the measurement settings are chosen cannot be ruled out, and is in fact quite likely. For instance with photonic entanglement, the sampling can happen inside the detectors, that is, necessarily after the measurement settings are chosen, since the detectors are necessarily located at the very end of the path followed by the photons.

In the case of Hensen *et al* experiment, the reason for this event-ready sampling comes from the fact that many event-ready detections are in fact due to unwanted reflections of the laser excitation pulses, instead of coming from photons emitted by the NV centres [11]. While a coincidence from photons emitted by the NV centres does swap the entanglement to the NV centres themselves, this is of course not the case when the coincidence originates from unwanted reflections of the laser excitation pulses. These unwanted event-ready events are therefore bound to deteriorate the observed correlation.

3.2.1 Varying the sample of event-ready detections

The event-ready signal is a coincidence detection occurring within a precisely defined window after the arrival time of a sync pulse. The unwanted event-ready detections due to reflections of the laser excitation pulses can be filtered by delaying the start time of the coincidence window, but since the NV centre emissions and the laser excitation reflections partially overlap in time,

as can be seen from Figure S2 in the Supplementary Information to the *Nature* article [11], one cannot filter out one without affecting the other. The start time of the window has to be chosen with care in order to observe a violation of the CHSH inequality. Too early start time and the photons coming from the reflections of the laser excitation pulses become predominant, too late and not enough valid photons from the NV centres are picked up so that noise becomes predominant.

A very interesting feature of the data provided by Hensen *et al* is that the parameters that sample the event-ready signal are not fixed, but can be changed during the analysis, as all photon detection times at location C are recorded in the data. This was already used by Hensen *et al* to investigate the effect of choosing different window-settings in post-processing, in particular in Fig.S3 in the Supplementary Information to the *Nature* article [11]. In this, we follow their footsteps. We will show below that changing these parameters to an even larger range can give us access to some valuable information that would not have been available otherwise, in particular to test the no-signaling principle.

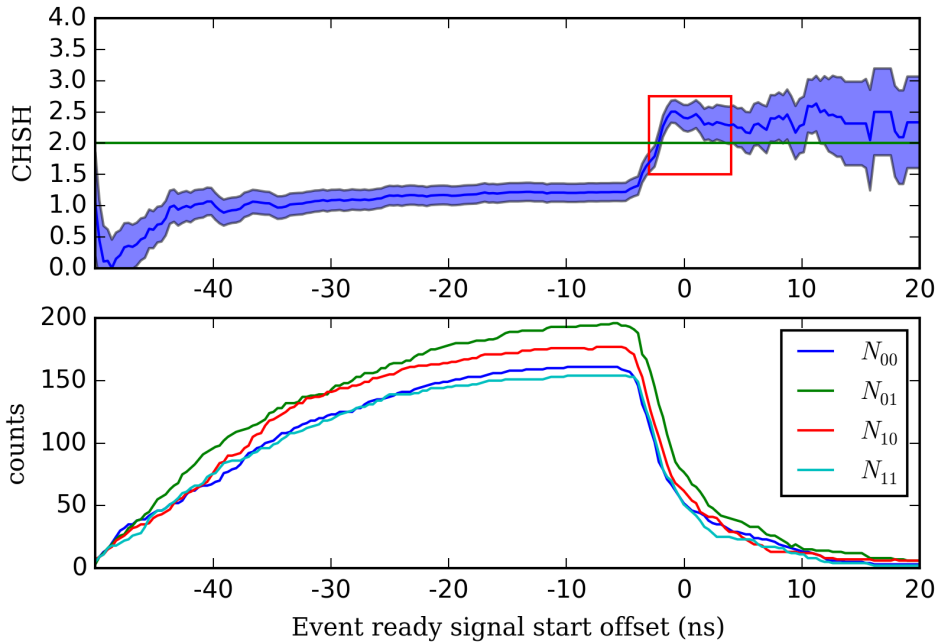


Figure 1: CHSH parameter S and number of trials as a function of the window start for the event-ready sampling. The time-offset origin at 0 corresponds to the value chosen by Hensen *et al*. The confidence region shown is one standard deviation, calculated according to the conventional analysis. The red rectangle in the CHSH plot highlights the range of the plot in Fig.S3 in Ref.[11].

As hinted above, the choice of the event-ready sampling is not conservative for the CHSH parameter: if one chooses different values than the one used by Hensen *et al* [11], then the sampling of trials changes, their total number change, as well as the value of the CHSH parameter S . This is illustrated on Fig. 1, where the starting time of the even-ready window with respect to the synchronisation signal is varied. It corresponds to Fig.S3 in the Supplementary Information to the *Nature* article [11], except that we chose a larger range of possible offsets, from -50 ns to 20 ns, instead of from -3 ns to 4 ns. The reason for choosing such a large range will be apparent as we proceed with testing the no-signaling principle.

All other parameters are kept as set by Hensen *et al* [6, 11]. The offset 0 corresponds to the value chosen beforehand by Hensen *et al*, which yields the violation of $S = 2.422 \pm 0.204$ reported in [6]. Negative offset means that more unwanted events coming from reflections of

the laser excitation pulses are included in the event-ready sample. Positive offset corresponds to moving further away the window from the unwanted event-ready, which also means that less and less valid photons from the NV centres are picked up so that noise becomes predominant.

3.3 Testing the no-signaling principle

In order to test the no-signaling principle, we vary the event-ready sampling in the same way as in Fig. 1 and as in Fig. S3 in [11], but we focus on the behavior of the marginal probabilities instead, and on the no-signaling equalities defined above.

3.3.1 Exhibiting the problem with marginal probabilities

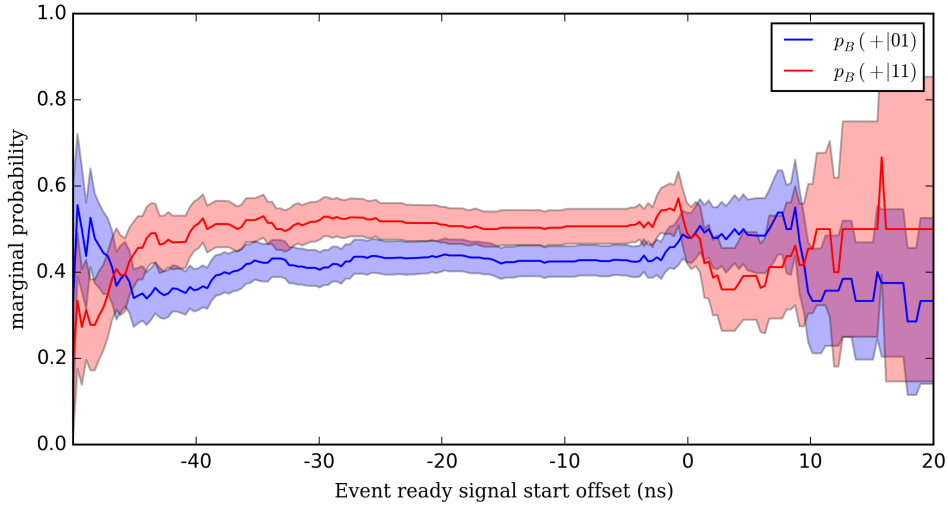


Figure 2: Bob's marginal probabilities for the +1 measurement result as a function of the window start for the event-ready sampling. The confidence region shown is one standard deviation, calculated according to the conventional analysis.

In order to exemplify the nature of the problem, we plot Bob's marginal probabilities for the +1 result, as a function of the event-ready window offset (see Fig. 2). As expressed in Eq. (12), the two marginal probabilities associated with different measurement settings for Alice should be equal. They nevertheless differ noticeably when the offset is negative, that is, when the event-ready sample is larger. It shows that when Alice performs a measurement along direction 1, the probability for Bob to get a +1 result is larger than it is when Alice performs a measurement along direction 0. Looking at Bob's marginal probabilities for the -1 result would show a similar effect (not plotted here). For Alice's marginal probabilities, the effect is less clear.

3.3.2 Is the dependence on remote settings statistically significant?

In order to understand if this effect is statistically significant, we turn to the no-signaling equalities of Eqs. (13) and (14), and we calculate the standard deviation associated with these expressions.

We choose the start offset to be equal to -20 nanoseconds with respect to the value chosen by Hensen *et al*, all other parameters being equal. The result is displayed in Table 1, and show a violation of the no-signaling principle from Alice to Bob by 2 standard deviations, with an associated p -value of 0.02.

This -20 ns start offset is arbitrary, but choosing other negative offsets with a large enough sample gives similar results. This is shown in Fig. 3, in which we plot the magnitude of the

	S	σ	z	p -value
Signaling $A \rightarrow B$	0.159	0.077	2.056	0.020
Signaling $B \rightarrow A$	0.044	0.077	0.5651	0.286

Table 1: Experimental values S of the no-signaling tests, with the corresponding standard deviation σ , the number z of standard deviations away from the prediction, and the p -value associated with it. The size of the event-ready sample is $N = 669$. With 2 standard deviations, the violation of the no-signaling inequality from Alice to Bob ($A \rightarrow B$) is as statistically significant as the reported violation of the CHSH inequality.

violation, in terms of how many standard deviations separates the experiment from the expected no-signaling equalities. For negative offsets, corresponding to the largest event-ready samples, the no-signaling equality of Eq. (14) is consistently violated by about 2 standard deviations. For the other no-signaling equality of Eq. (13), the experimental observation is less than one standard deviation away from it, except for smaller event-ready samples, which are bound to be statistically less significant.

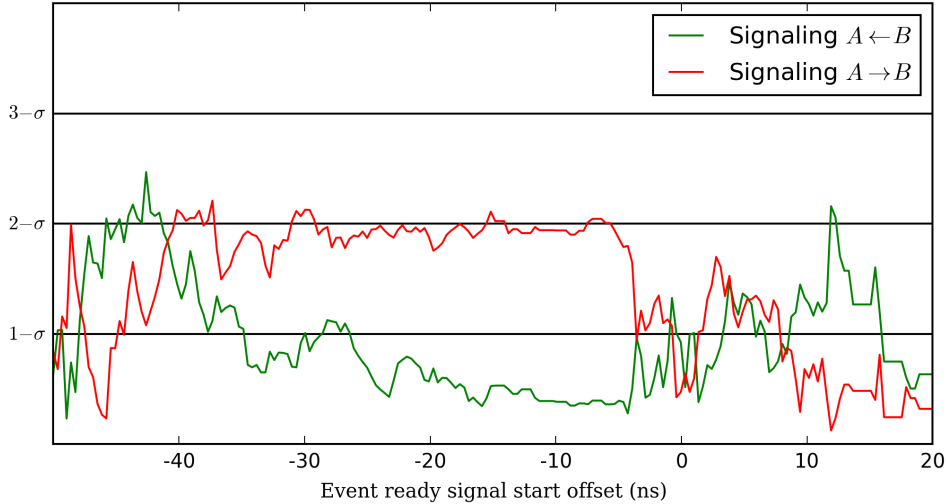


Figure 3: Magnitude of the violation of the no-signaling principle, in terms of how many standard deviations separates the experiment from the expected no-signaling equalities, as a function of the window start for the event-ready sampling. The no-signaling equality from Alice to Bob (red line) is consistently violated by about 2 standard deviations, when the sample is large enough.

3.3.3 Increasing further the size of the event-ready sample

If we consider these results to be statistically significant, it means that a signal is propagating from Alice to Bob during their measurements, although they are space-like separated, which is of course extremely surprising. It is therefore advisable to increase the event-ready sample size further, if possible, to investigate whether this result is statistically significant or not.

In order to do this, we propose to modify one additional parameter in the event-ready sampling: the number of previous attempts that are not marked with an invalid marker. This is set to 250 by Hensen *et al* [11]. We relax this constraint to a value of only 50 instead. It allows to increase the size of the event-ready sampling, at the cost of including in the sample some events that were not recorded with predefined optimal conditions. For instance, it happens if the amount of reflections from the laser excitation pulse becomes too high [11].

	S	σ	z	p -value
Signaling $A \rightarrow B$	0.143	0.057	2.5225	0.0058
Signaling $B \rightarrow A$	0.139	0.057	2.4449	0.0072
Signaling $A \leftrightarrow B$	0.281	0.080	3.5125	0.0002

Table 2: Experimental values S of the no-signaling tests, for a larger event-ready sample ($N = 1242$), with the associated standard deviation σ , the number z of standard deviations away from the prediction, and the p -value associated with it. Both no-signaling equalities are violated by more than 2 standard deviations. The combined statistical strength of this violation amounts to a violation of the no-signaling principle by more than 3 standard deviations.

With this setting, a violation of the CHSH inequality is still observed when all other parameters are kept as set by Hensen *et al.* The size of the event-ready sampling is $N = 335$ (up from $N = 245$ in [6]). The CHSH parameter S is then $S = 2.324$ with a standard deviation $\sigma = 0.178$. This is still 1.8 standard deviations away from the local realism bound. It amounts to a p -value of 0.035 with the conventional analysis, and 0.055 with the refined analysis of Hensen *et al.*

If we now set the start offset at -20 ns, as previously, in order to check the no-signaling principle, we reach a sample size of $N = 1242$. The result for the no-signaling test is displayed on Table 2, and show a significant violation of the no-signaling principle in both directions.

As previously, this start offset of -20 ns is arbitrary, but the violation of the no-signaling equalities is conservative. This is shown in Fig. 4, where both no-signaling equalities of Eqs. (13) and (14) are consistently violated by more than 2 standard deviations for negative offsets, that is, when the sample is the largest. The combined statistical strength of this violation amounts to a violation of the no-signaling principle by more than 3 standard deviations.

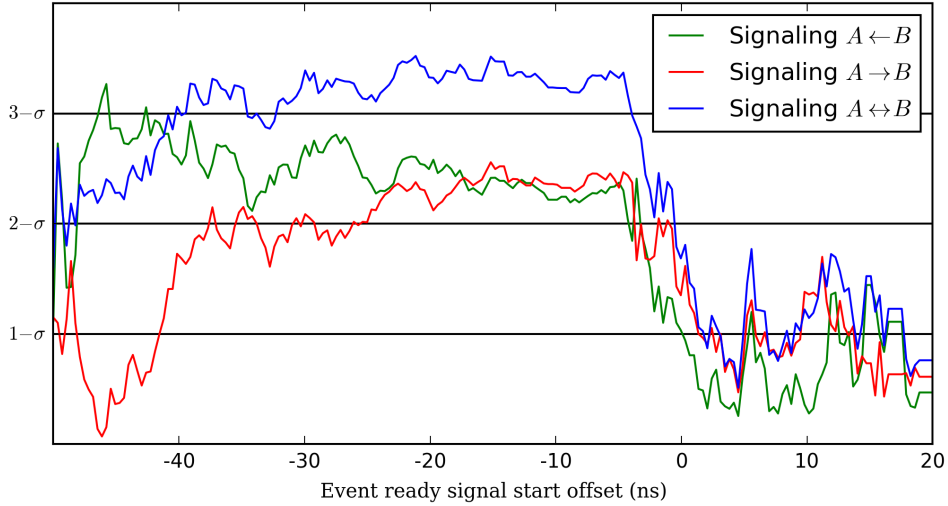


Figure 4: Magnitude of the violation of the no-signaling principle for a larger event-ready sample (with the threshold for invalid markers set at 50), as a function of the window start for the event-ready sampling. The no-signaling equalities from Alice to Bob and from Bob to Alice are consistently violated by more than 2 standard deviations, which amounts to a combined violation of the no-signaling principle by more than 3 standard deviations.

4 Discussion: Possible explanations for the violation of the no-signaling principle

There is certainly something wrong with this observed violation of the no-signaling principle. It just should not happen. We list a few possible attempts to explain this result, and the problem that come with each interpretation.

Superluminal influence: Very unlikely. In conflict with both quantum theory and special relativity. Besides, the violation of no-signaling equalities is stronger when the pulse reflections become dominant. Since they not lead to NV entanglement, the effect does not seem connected with entanglement.

Causal influence: (at the speed of light) Unlikely. For instance, this effect could be due to back reflections of the beams, but it should have been prevented by the careful timing of measurements undertaken by the experimenters. The measurements are supposed to be space-like separated.

Sampling-dependent space-like separation Unlikely. The space-like separation might no longer be fulfilled when the offset is negative (for instance at -20 ns). Given that each trial takes several microseconds to be performed, such a crucial effect appearing and disappearing at the order of nanoseconds seems unlikely.

Statistical error: Unlikely at more than $3\text{-}\sigma$. Besides, rejecting the no-signaling violation on statistical ground would also invalidate the violation of the CHSH inequality.

Invalid analysis: Unlikely. The joint probabilities and their errors are calculated following the conventional analysis, similar to what is done for CHSH. No extra assumption are needed (unlike in the case of low detection efficiency [3]).

In all likelihood, this problem should be investigated and settled experimentally. Generally speaking, our analysis shows that inferring the fulfillment of the locality condition based on well established theory and careful timing of events is not enough. A possible violation of the no-signaling principle should systematically be checked whenever testing a violation of local realism, especially for a loophole-free experiment.

Acknowledgments

We thank Bas Hensen for providing us the experimental data together with a sample code written in Python.

References

- [1] G. C. Ghirardi, A. Rimini, and T. Weber, *Lettere al Nuovo Cimento* **27** 10, 293–298 (1980).
- [2] N. Brunner, D. Cavalcanti, S. Pironio, V. Scarani, S. and Wehner, *Rev. Mod. Phys.* **86**, 419478 (2014).
- [3] G. Adenier and A. Yu. Khrennikov, *J. Phys. B* **40** 131141 (2007).
- [4] G. Weihs, T. Jennewein, C. Simon, H. Weinfurter and A. Zeilinger, *Phys. Rev. Lett.* **81**, 5039 – 5043 (1998).
- [5] H. De Raedt, K. Michielsen and F. Jin, *AIP Conf. Proc.* **1424**, 55 (2012).

- [6] B. Hensen, H. Bernien, A. E. Drau, A. Reiserer, N. Kalb, M. S. Blok, J. Ruitenbergh, R. F. L. Vermeulen, R. N. Schouten, C. Abelln, W. Amaya, V. Pruneri, M. W. Mitchell, M. Markham, D. J. Twitchen, D. Elkouss, S. Wehner, T. H. Taminiau and R. Hanson, *Nature* **526**, 682686 (2015).
- [7] J. F. Clauser, M. A. Horne, A. Shimony and R. A. Holt, *Phys. Rev. Lett.* **23**, 880-884 (1969).
- [8] A. Aspect, J. Dalibard and G. Roger, *Phys. Rev. Lett.* **49**, 1804 – 1807 (1982).
- [9] J. S. Bell, *Speakable and Unspeakable in Quantum Mechanics*, Cambridge Univ. Press (2004).
- [10] J. Taylor, *An Introduction to Error Analysis*, University Science Books; 2nd edition (1996).
- [11] B. Hensen, *et al.*, Supplementary Information, *Nature* **526**, 682686 (2015).
- [12] M. Żukowski, A. Zeilinger, M. A. Horne and A. K. Ekert, *Phys. Rev. Lett.* **71**, 4287 (1993).