

Zooming in on $B \rightarrow K^* \ell \ell$ decays at low recoil

Simon Braß

Theoretische Physik 1, Naturwissenschaftlich-Technische Fakultät, Universität Siegen, D-57068 Siegen, Germany

Gudrun Hiller and Ivan Nišandžić

Institut für Physik, Technische Universität Dortmund, D-44221 Dortmund, Germany

We analyse $B \rightarrow K^* \ell \ell$ decays in the region of low hadronic recoil, where an operator product expansion (OPE) in $1/m_b$ applies. Using a local model for charm contributions based on $e^+e^- \rightarrow$ hadrons against the OPE provides a data-driven method to access the limitations to the OPE's accuracy related to binnings in the dilepton mass. Model-independent fits to $B \rightarrow K^* \mu \mu$ low recoil angular observables exhibit presently only small sensitivity to different charm models. They give similar results as the fits based on the OPE, and are in agreement with the standard model, but leave also room for new physics. Measurements with resolution small enough to probe charm resonances would be desirable.

I. INTRODUCTION

Rare (semi-)leptonic decays induced by $b \rightarrow s \ell \ell$ flavor-changing neutral current (FCNC) transitions are highly suppressed in the Standard Model (SM) and therefore sensitive to effects from non-standard interactions. The corresponding exclusive B -meson decays have been investigated by the experimental collaborations LHCb [1, 2], CMS [3], CDF [4], Belle [5] and BaBar [6]. Recently, LHCb presented updated results on the full angular distribution of the process $B \rightarrow (K^* \rightarrow K \pi) \mu \mu$ from the data sample that corresponds to the total integrated luminosity of 3 fb^{-1} [2]. Further significant improvements in the precision of the measurements are expected in the ongoing LHC run and the LHCb upgrade [7], as well as future machines [8].

To fully exploit the forthcoming measurements it requires sufficient understanding of the long-distance backgrounds within the SM and/or the methods to disentangle them from the short-distance effects that might carry information about beyond-the-standard-model (BSM) physics. The non-perturbative QCD dynamics in the matrix elements of the local quark currents between the initial and final meson states is parameterised by hadronic transition form factors. The latter can be computed in the region of low hadronic recoil, which is the focus of this work, in the framework of Lattice QCD. Recent progress for $B \rightarrow K^*$ and $B_s \rightarrow \phi$ transitions has been reported in [9].

Another important irreducible class of long-distance phenomena stems from the resonances that are induced by four-quark operators. The model-independent description of these effects, based on first theory principles, is currently not available and one needs to rely on models, which ideally can then be tested, *i.e.* compared to data. One such tool is the low recoil Operator Product Expansion (OPE), in which the effects of the non-local matrix elements of the four-quark operators can be computed in terms of local matrix elements in powers of $1/Q$ [10, 11]. Here, the hard scale is provided by $Q \sim (\sqrt{q^2}, m_b)$, where $\sqrt{q^2}$ denotes the invariant mass of the dileptons which at low recoil is of the order of the b -quark mass, m_b [12].

The QCD equations of motion can be used to derive the improved Isgur-Wise relations [13] between form factors, valid at leading order in $1/m_b$ [14]. Together with the OPE, these relations imply universality, that is, independence on the polarization of the final state hadron, of the transversity amplitudes in the high- q^2 region [14]. This feature enables the construction of observables free of short-distance dependence assuming no significant right-handed currents [14, 15]. One can then use these observables to extract ratios of form factors independently of the underlying short-distance physics to be used directly in SM tests [16, 17]. Uncertainties due to next-to-leading order $1/m_b$ -corrections to the universality relations turn out to be parametrically suppressed, at percent level [14, 15].

In the region above the $\bar{c}c$ -threshold, the charm loop effects turn into the nonperturbative resonant spectrum in $B \rightarrow K^{(*)} \ell \ell$ distributions, that shows up as peaks from narrow resonances $J/\psi, \psi(2S)$ and "wiggles" for higher 1^{--} states above the $\bar{D}D$ -threshold [18, 19]. While the narrow resonances are removed by kinematic cuts and are not directly relevant at low recoil anyway, the wiggles, observed in $B^+ \rightarrow K^+ \mu \mu$ decays [20], constitute a background not captured locally by the OPE. Since the local resonance structure is a non-perturbative effect, it is not revealed at any order of the perturbative OPE. The amount of duality violation was investigated in a toy model in Ref. [11]; one expects that the OPE gives a reasonably good description for binned observables. In view of the increasing precision it is therefore important to understand this quantitatively for given bin position and size.

To access the performance of the OPE we exploit existing data on $B \rightarrow (K^* \rightarrow K\pi)\mu\mu$ angular distributions [2] in different binnings

$$[15 - 19] \text{ GeV}^2, \quad [15 - 17], [17 - 19] \text{ GeV}^2, \quad [15 - 16], \dots, [18 - 19] \text{ GeV}^2, \quad (1)$$

allowing to zoom in with resolution $\Delta q^2 = 4, 2$ and 1 GeV^2 , respectively. The differential branching fraction is available in the two larger binnings only [21]. As we assume new physics at the electroweak scale or higher, *a binning-related effect is due to resonances, not BSM physics*.

The plan of the paper is as follows: In Section II we give the effective Hamiltonian and $B \rightarrow K^*(\rightarrow K\pi)\mu\mu$ angular observables. In Section III we briefly review the low recoil OPE and the Krüger-Sehgal approach [18] modelling resonance distributions locally and to be used as a test-case against the OPE. Section IV is devoted to the details of such tests and gives results of a global fit for resonance parameters. In Section V we present the outcome of the global fit for the BSM Wilson coefficients and provide estimates of OPE uncertainties. We conclude in Section VI. Auxiliary information can be seen in three appendices.

II. $B \rightarrow K^* \ell \ell$ GENERALITIES

We briefly review the effective Hamiltonian in Section II A and the basics of the $B \rightarrow K^*(\rightarrow K\pi)\ell\ell$ angular observables in Section II B, respectively.

A. The effective Hamiltonian

We employ in this work the effective weak Hamiltonian description for $b \rightarrow s\ell\ell$ transitions

$$\mathcal{H}_{\text{eff}} = -\frac{4G_F}{\sqrt{2}} V_{tb} V_{ts}^* \sum_i \mathcal{C}_i(\mu) \mathcal{O}_i(\mu) + h.c., \quad (2)$$

where \mathcal{O}_i and \mathcal{C}_i denote the dimension-six operators and their Wilson coefficients, respectively. μ is an (arbitrary) renormalization scale and V_{ij} are CKM matrix elements. We use the basis of the four-quark operators $\mathcal{O}_{1,\dots,6}$ introduced in Ref. [22], *i.e.* the so called CCM-basis

$$\begin{aligned} \mathcal{O}_1 &= (\bar{s}_L \gamma_\mu T^a c_L)(\bar{c}_L \gamma^\mu T^a b_L), & \mathcal{O}_2 &= (\bar{s}_L \gamma_\mu c_L)(\bar{c}_L \gamma^\mu b_L), \\ \mathcal{O}_3 &= (\bar{s}_L \gamma_\mu b_L) \sum_q (\bar{q} \gamma^\mu q), & \mathcal{O}_4 &= (\bar{s}_L \gamma_\mu T^a b_L) \sum_q (\bar{q} \gamma^\mu T^a q), \\ \mathcal{O}_5 &= (\bar{s}_L \gamma_\mu \gamma_\nu \gamma_\rho b_L) \sum_q (\bar{q} \gamma^\mu \gamma^\nu \gamma^\rho q), & \mathcal{O}_6 &= (\bar{s}_L \gamma_\mu \gamma_\nu \gamma_\rho T^a b_L) \sum_q (\bar{q} \gamma^\mu \gamma^\nu \gamma^\rho T^a q). \end{aligned} \quad (3)$$

Here, T^a denote the generators of QCD and the sums are over active quark flavors $q = u, d, s, c, b$.

The photon (gluon) penguin operators $\mathcal{O}_7(\mathcal{O}_8)$ and the semileptonic operators $\mathcal{O}_{9,10}$ are given as

$$\begin{aligned} \mathcal{O}_7 &= \frac{e}{16\pi^2} m_b (\bar{s} \sigma^{\mu\nu} P_R b) F_{\mu\nu}, & \mathcal{O}_8 &= \frac{g_s}{16\pi^2} m_b (\bar{s} \sigma^{\mu\nu} P_R T^a b) G_{\mu\nu}^a, \\ \mathcal{O}_9 &= \frac{e^2}{16\pi^2} (\bar{s} \gamma^\mu P_L b) (\bar{\ell} \gamma_\mu \ell), & \mathcal{O}_{10} &= \frac{e^2}{16\pi^2} (\bar{s} \gamma^\mu P_L b) (\bar{\ell} \gamma_\mu \gamma_5 \ell), \end{aligned} \quad (4)$$

with chiral projectors $P_{L,R} = (1 \mp \gamma_5)/2$. The mass of the b-quark is the running mass in the \overline{MS} scheme at the scale μ . We neglect the mass of the s-quark as well as the ones of the leptons and CKM-subleading contributions proportional to $V_{ub} V_{us}^*$.

B. The angular distribution

The full angular distribution [23] of $B \rightarrow K^*(\rightarrow K\pi)\ell\ell$ decays ¹ can be written as

$$\frac{d^4\Gamma}{dq^2 d \cos \theta_\ell d \cos \theta_K d\phi} = \frac{3}{8\pi} J(q^2, \cos \theta_\ell, \cos \theta_K, \phi), \quad (5)$$

¹ Since we are concerned with CP-averaged quantities only we do not distinguish in the notation between mesons and their CP-conjugates.

where

$$\begin{aligned}
J(q^2, \theta_\ell, \theta_K, \phi) = & J_1^s \sin^2 \theta_K + J_1^c \cos^2 \theta_K + (J_2^s \sin^2 \theta_K + J_2^c \cos^2 \theta_K) \cos 2\theta_\ell \\
& + J_3 \sin^2 \theta_\ell \sin^2 \theta_K \cos 2\phi + J_4 \sin 2\theta_\ell \sin 2\theta_K \cos \phi \\
& + J_5 \sin \theta_\ell \sin 2\theta_K \cos \phi + J_6 \cos \theta_\ell \sin^2 \theta_K \\
& + J_7 \sin \theta_\ell \sin 2\theta_K \sin \phi + J_8 \sin 2\theta_\ell \sin 2\theta_K \sin \phi \\
& + J_9 \sin^2 \theta_\ell \sin^2 \theta_K \sin 2\phi.
\end{aligned} \tag{6}$$

We adopt the definitions of the angles from [15], that is, θ_ℓ is the angle between the μ^- and the B in the rest frame of the muon pair, θ_K is the angle between the kaon and the negative direction of flight of the B in the $K\pi$ -rest frame and ϕ is the angle between the normals to the planes spanned by the $K\pi$ and $\mu^+\mu^-$ pairs in the rest frame of the B . The angular coefficients $J_i = J_i(q^2)$ can be expressed in terms of transversity amplitudes \mathcal{A}_i^a , *i.e.*, the transition amplitudes with specified polarization of the final vector meson, $i = \perp, 0, \parallel$ and the lepton pair, $a = L, R$, see Appendix A. Neglecting the mass of the leptons the number of independent angular coefficients is eight [24]. The angular distribution for the CP-conjugate decay, $d^4\bar{\Gamma}$, can be obtained by replacing in J all angular coefficients $J_{1,2,3,4,7} \rightarrow +\bar{J}_{1,2,3,4,7}$ and $J_{5,6,8,9} \rightarrow -\bar{J}_{5,6,8,9}$, where \bar{J}_i equal J_i with the weak phases complex-conjugated [25].

We consider the observables F_L , the fraction of the longitudinally polarized K^* mesons, and the CP-averaged ratios

$$S_i \equiv \frac{J_i + \bar{J}_i}{d\Gamma/dq^2 + d\bar{\Gamma}/dq^2}. \tag{7}$$

The forward-backward asymmetry in the lepton angles can be identified as $A_{\text{FB}} = S_6$. Due to the different definitions of angles and normalization of the J_i^j the following relations to the conventions used by LHCb [2] hold

$$F_L = F_L^{\text{LHCb}}, \quad S_{3,5,7,9} = \frac{3}{4} S_{3,5,7,9}^{\text{LHCb}}, \quad S_{4,8} = -\frac{3}{4} S_{4,8}^{\text{LHCb}}, \quad A_{\text{FB}} = -A_{\text{FB}}^{\text{LHCb}}. \tag{8}$$

Furthermore, endpoint relations apply, which are based on general grounds [26] and hold irrespective of the underlying electroweak model

$$F_L(q_{\text{max}}^2) = 1/3, \quad S_3(q_{\text{max}}^2) = -1/4, \quad S_4(q_{\text{max}}^2) = 1/4, \quad S_5(q_{\text{max}}^2)/S_6(q_{\text{max}}^2) = 1/2, \quad S_{5,6,7,8,9}(q_{\text{max}}^2) = 0. \tag{9}$$

III. THE HIGH- q^2 REGION

We consider $B \rightarrow K^* \mu\mu$ decays in the high- q^2 region above the peaking charmonium resonances in the OPE (Section III A) and a phenomenological data-driven test case (Section III B).

A. The high- q^2 OPE

At high q^2 one may exploit the presence of this hard scale to employ an OPE [10] to control quark-loop effects. The corresponding contributions can be absorbed into the effective coefficients of $\mathcal{O}_{7,9}$ following [14]

$$\begin{aligned}
\mathcal{C}_7^{\text{eff}}(q^2) = & \mathcal{C}_7 - \frac{1}{3}\mathcal{C}_3 - \frac{4}{9}\mathcal{C}_4 - \frac{20}{3}\mathcal{C}_5 - \frac{80}{9}\mathcal{C}_6 + \frac{\alpha_s}{4\pi} \left[(\mathcal{C}_1 - 6\mathcal{C}_2)A(q^2) - \mathcal{C}_8 F_8^{(7)}(q^2) \right], \\
\mathcal{C}_9^{\text{eff}}(q^2) = & \mathcal{C}_9 + \frac{1}{2}h(q^2, 0) \left[\frac{8}{3}\mathcal{C}_1 + 2\mathcal{C}_2 + 11\mathcal{C}_3 - \frac{4}{3}\mathcal{C}_4 + 104\mathcal{C}_5 - \frac{64}{3}\mathcal{C}_6 \right] \\
& + \frac{8}{3} \frac{m_c^2}{q^2} \left[\frac{4}{3}\mathcal{C}_1 + \mathcal{C}_2 + 6\mathcal{C}_3 + 60\mathcal{C}_5 \right] \\
& + \frac{\alpha_s}{4\pi} \left[\mathcal{C}_1(B(q^2) + 4C(q^2)) - 3\mathcal{C}_2(2B(q^2) - C(q^2)) - \mathcal{C}_8 F_8^{(9)}(q^2) \right] \\
& - \frac{1}{2}h(q^2, m_b^2) \left[7\mathcal{C}_3 + \frac{4}{3}\mathcal{C}_4 + 76\mathcal{C}_5 + \frac{64}{3}\mathcal{C}_6 \right] + \frac{4}{3} \left[\mathcal{C}_3 + \frac{16}{3}\mathcal{C}_5 + \frac{16}{9}\mathcal{C}_6 \right].
\end{aligned} \tag{10}$$

The functions $F_8^{(7),(9)}$ can be found in [27], while A, B and C are given in [28]. The function $h(q^2, m_q^2)$ specifies the one-loop contributions to the vacuum polarization induced by the quarks and reads

$$h(q^2, m_q^2) = \frac{4}{9} \left(\log \frac{\mu^2}{m_q^2} + \frac{2}{3} + w \right) - \frac{4}{9} (2+w) \sqrt{|w-1|} \times \left\{ \theta(w-1) \arctan \frac{1}{\sqrt{w-1}} + \theta(1-w) \left(\ln \frac{1 + \sqrt{1-w}}{\sqrt{z}} - \frac{i\pi}{2} \right) \right\}, \quad (11)$$

with $w = 4m_q^2/q^2$, where m_q denotes the quark's mass. In the limit of the massless quark one finds

$$h(q^2, 0) = \frac{8}{27} + \frac{4}{9} \left(\log \frac{\mu^2}{q^2} + i\pi \right). \quad (12)$$

One can then employ the heavy quark expansion and the operator identities of the QCD to derive the improved Isgur-Wise relations between the (axial)-vector and tensor form factors [13]. A simple derivation is found in [14]. After applying these relations one finds that at leading order in $1/m_b$ the transversity amplitudes are functions of the universal linear combinations of the Wilson coefficients $C^{L,R}$ [14], namely

$$\begin{aligned} A_{\perp}^{L,R}(q^2) &= +i \left[C_9^{\text{eff}}(q^2) \mp C_{10} + \kappa \frac{2m_b m_B}{q^2} C_7^{\text{eff}}(q^2) \right] f_{\perp}(q^2) \equiv +i C^{L,R}(q^2) f_{\perp}(q^2), \\ A_{0,\parallel}^{L,R}(q^2) &= -i \left[C_9^{\text{eff}}(q^2) \mp C_{10} + \kappa \frac{2m_b m_B}{q^2} C_7^{\text{eff}}(q^2) \right] f_{0,\parallel}(q^2) \equiv -i C^{L,R}(q^2) f_{0,\parallel}(q^2), \end{aligned} \quad (13)$$

where $\kappa = 1 + (\alpha_s/(3\pi)) \ln(m_b^2/\mu^2)$. Note that the above form of the transversity amplitudes follows from the universality of $C_9^{\text{eff}}(q^2)$, *i.e.*, its independence on the polarization of the final vector meson. This is a property of the high- q^2 OPE [13]. The $1/m_b$ -corrections to these relations are parametrically suppressed [15]. The transversity form factors $f_{\perp,\parallel,0}$ are defined as the following combinations of the standard form factors $A_{1,2}(q^2)$ and $V(q^2)$

$$\begin{aligned} \frac{f_{\perp}(q^2)}{N(q^2)} &= \frac{\sqrt{2\lambda}}{m_B + m_{K^*}} V(q^2), & \frac{f_{\parallel}(q^2)}{N(q^2)} &= \sqrt{2} (m_B + m_{K^*}) A_1(q^2), \\ \frac{f_0(q^2)}{N(q^2)} &= \frac{(m_B^2 - m_{K^*}^2 - q^2)(m_B + m_{K^*})^2 A_1(q^2) - \lambda A_2(q^2)}{2 m_{K^*} (m_B + m_{K^*}) \sqrt{q^2}} = 8 \frac{m_{K^*} m_B}{\sqrt{q^2}} A_{12}(q^2), \end{aligned} \quad (14)$$

$$N(q^2) = G_F \alpha_{em} V_{tb} V_{ts}^* \sqrt{\frac{q^2 \sqrt{\lambda}}{3 \cdot 2^{10} \pi^5 m_B^3}}, \quad (15)$$

where $\lambda = \lambda(q^2, m_B^2, m_{K^*}^2)$ denotes the Källén function $\lambda(a, b, c) = a^2 + b^2 + c^2 - 2(ab + ac + bc)$. The form factor $f_0(q^2)$ is proportional to $A_{12}(q^2)$ that has been directly computed in Lattice QCD [9].

To ease notation in the remainder of this work we frequently drop the explicit q^2 -dependence for transversity amplitudes, form factors, effective coefficients etc.

B. The Krüger-Sehgal approach

In this section we describe the method which aims at a local description of charm resonances in the high- q^2 region of $B \rightarrow K^{(*)} \ell \ell$ decays using the charm contribution to the self-energy of the photon and a factorization ansatz. The full non-perturbative form of the charm vacuum polarization function can be extracted from data on the $e^+ e^- \rightarrow h_i$ scattering, where h_i denotes all produced hadrons in the given kinematic region. This idea was first proposed in [18, 29]. Such analysis was recently performed in Ref. [30] for the case $B \rightarrow K \mu \mu$.

The experimentally accessible observable is the ratio of the cross section of $e^+ e^-$ scattering into hadrons normalized to the corresponding cross section of the scattering into muon pairs as the function of the center-of-mass energy $s \equiv q^2$, namely

$$R(s) = \frac{\sigma(e^+ e^- \rightarrow h_i)(s)}{\sigma(e^+ e^- \rightarrow \mu^+ \mu^-)(s)}. \quad (16)$$

We fit for the function $R(s)$ in the interval $\sqrt{s} = 3.7 \text{ GeV}$ to $\sqrt{s} = 4.8 \text{ GeV}$ using the available data on the $e^+e^- \rightarrow h_i$ processes from the BES experiment [31, 32]. The ratio $R(s)$ is the sum of the resonant and the continuum contributions

$$R(s) = R_{\text{res}}(s) + R_{\text{cont}}(s). \quad (17)$$

The explicit form of $R_{\text{res, cont}}(s)$ with further details of the fitting procedure can be found in Appendix B. The charm contribution to Eq. (16) is extracted using

$$R_c(s) = R(s) - R_{uds}, \quad (18)$$

where $R_{uds} = 2.16$ is the asymptotic value of the light-quark contributions.

The relevant scattering amplitude can be written as

$$\mathcal{A}(e^+e^- \rightarrow h_{(c\bar{c})} \rightarrow e^+e^-) = \frac{e^4}{s^2} (\bar{e}\gamma_\mu e)(\bar{c}\gamma_\nu c)\Pi^{\mu\nu(c)}(s). \quad (19)$$

Gauge invariance dictates the form of the photon's self-energy, $\Pi_{\mu\nu}(s) = (-g_{\mu\nu}q^2 + q_\mu q_\nu)\Pi(s)$. The optical theorem relates the imaginary part of this amplitude to the total hadronic cross section, which implies

$$R_c(s) = \frac{e^2 \text{Im}[\Pi^{(c)}(s)]}{e^2 \text{Im}[\Pi^{(\mu)}(s)]}. \quad (20)$$

For easier comparison with Krüger and Sehgal (KS) [18], we introduce

$$\Pi^{(KS)}(s) \equiv e^2 \text{Im}[\Pi^{(c)}(s)]. \quad (21)$$

Using $\text{Im}[\Pi^{(\mu)}] = 1/(12\pi)$ we obtain

$$\text{Im}[\Pi^{(KS)}(s)] = \frac{\alpha_{\text{em}}}{3} R_c(s). \quad (22)$$

The charm polarization function $h_c(s)$ is defined in such a way to match the perturbative evaluations in Eq. (11), as

$$h_c(q^2) = \frac{\pi}{\alpha_{\text{em}}} \Pi^{(KS)}(q^2). \quad (23)$$

Then Eqs. (23) and (22) imply

$$\text{Im}[h_c(q^2)] = \frac{\pi}{3} R_c(q^2). \quad (24)$$

Together with Eq. (18) we extract the imaginary part of the function $h_c(q^2)$ from the fit for the function $R(s)$.

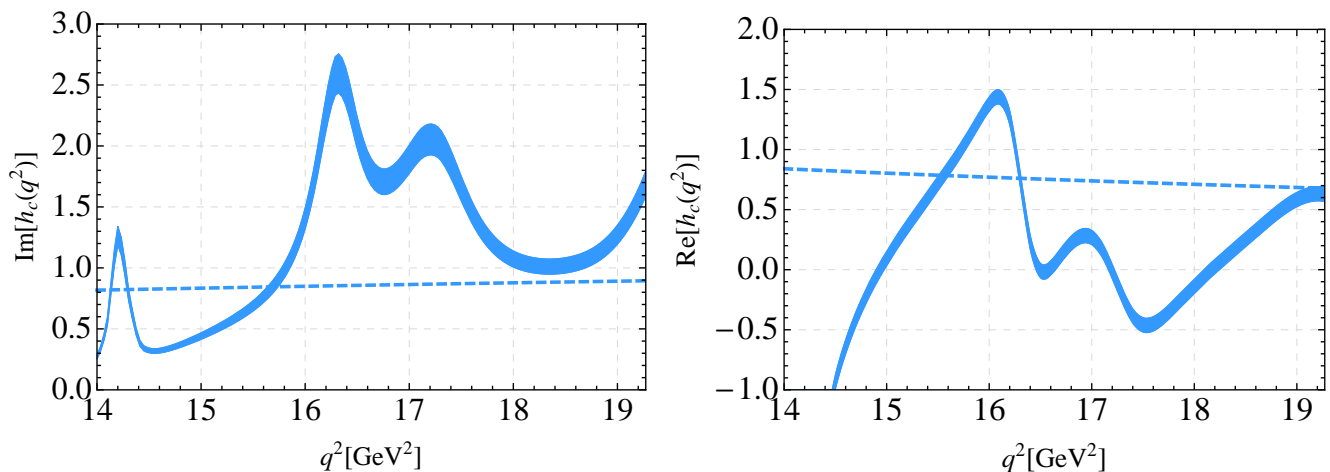


FIG. 1. The imaginary and the real part of the charm polarization function $h_c(q^2)$ extracted from the fit (blue 1σ band) to $e^+e^- \rightarrow h_i$ data from BES-II [31] in the region $q^2 \in (3.6^2, 4.8^2) \text{ GeV}^2$. The corresponding OPE-contributions, imaginary and real part of $h(q^2, m_c^2)$, are shown by the blue dashed lines.

We obtain the real part of $h_c(s)$ from its imaginary part using the subtracted dispersion relation

$$\text{Re}[h_c(s)] = \text{Re}[h_c(s_0)] + \frac{s - s_0}{\pi} P \int_{t_0}^{\infty} \frac{ds'}{(s' - s)(s' - s_0)} \text{Im}[h_c(s')], \quad (25)$$

where the arbitrary subtraction point s_0 and the lower limit of integration t_0 are convincingly chosen in the perturbative regime below the J/ψ -resonance peak and P denotes the principal part. The function h_c is shown in Fig. 1.

We proceed using a factorization ansatz and absorb $\Pi^{(KS)}$ into the charm contribution of the effective coefficient of \mathcal{O}_9 . The corresponding $B \rightarrow K^* \ell \ell$ matrix element, which includes $B \rightarrow K^* (\bar{c}c) \rightarrow K^* \ell \ell$ charmonium contributions, can be obtained by replacing the propagating resonances with the self-energy $\Pi^{\mu\nu}(q^2)$

$$\mathcal{M} = -\frac{G_F}{2\sqrt{2}} V_{tb} V_{ts}^* 3a_2 \eta_c \Pi^{(KS)}(q^2) \langle K^* | \bar{s} \gamma_\mu (1 - \gamma_5) b | B \rangle \bar{\ell} \gamma^\mu \ell. \quad (26)$$

Therefore,

$$\begin{aligned} \mathcal{C}_9^{\text{eff}}(q^2) &= \mathcal{C}_9 + 3a_2 \eta_c h_c(q^2) - \frac{1}{2} h(q^2, 0) \left[\mathcal{C}_3 + \frac{4}{3} \mathcal{C}_4 + 16\mathcal{C}_5 + \frac{64}{3} \mathcal{C}_6 \right] \\ &\quad - \frac{1}{2} h(q^2, m_b^2) \left[7\mathcal{C}_3 + \frac{4}{3} \mathcal{C}_4 + 76\mathcal{C}_5 + \frac{64}{3} \mathcal{C}_6 \right] + \frac{4}{3} \left[\mathcal{C}_3 + \frac{16}{3} \mathcal{C}_5 + \frac{16}{9} \mathcal{C}_6 \right]. \end{aligned} \quad (27)$$

Here, we explicitly included terms that arise from the perturbative b - and light-quark contributions. a_2 is a combination of Wilson coefficients that accounts for the perturbative charm-loop

$$a_2 = \frac{1}{3} \left(\frac{4}{3} \mathcal{C}_1 + \mathcal{C}_2 + 6\mathcal{C}_3 + 60\mathcal{C}_5 \right). \quad (28)$$

To be specific, in this work we employ the value obtained at next-to-next-to-leading order (NNLO) at the b -mass scale, $a_2 = 0.2$ in the numerical analyses. (In the operator basis used in earlier works $3a_2$ corresponds to $C^{(0)}$ [19].) Furthermore, we introduced in Eq. (27) a fudge function $\eta_c \equiv \eta_c(K_j^*, q^2)$ that corrects for effects beyond factorization. In general η_c is complex-valued and depends on the transversity state of the K^* , $j = \perp, \parallel, 0$.

IV. WIGGLES AND NON-UNIVERSALITY

Both wiggles in binned q^2 -distributions and non-universality would signal a breakdown of the OPE. We compare the predictions of the OPE (red curves and boxes with form factors from [9]) to data (black) in Figs. 2 and 3, zooming in from 2 GeV² bins (plots to the left) to finer resolution with 1 GeV² bins (plots to the right). Quite generally one expects an onset of resonance structure, consistent with the measured R -ratio [32], see also Figs. 1 and 8. As the branching ratio has not been measured with resolution smaller than 2 GeV² bins we only show this binning in Fig. 4. From these figures one cannot draw firm conclusions on observing a resonance structure in any of the observables due to the limited experimental precision. While currently resonance effects are not noticeable in the 2 GeV² bins, the alternating patterns in the 1 GeV² bins, however, may be hinting at such a structure. Further data with improved precision is required to clarify this point.

In addition, the data have to meet the endpoint predictions (9) irrespective of BSM contributions. A significant violation of Eq. (9) would, for instance, point to underestimated backgrounds other than from $K^* \rightarrow K\pi$. In particular with 1 GeV² bins data on $S_{3,4,5}$ are presently in mild conflict with the endpoint relations. Note, however, that the endpoint bin is challenged by the dying statistics and needs to be viewed with a grain of salt.

In Section IV A we discuss different classes of angular observables according to their sensitivity to short-distance physics and resonance parameters. As wiggles and non-universality are both effects beyond the OPE, yet need to be measured, therefore, and only therefore, we use the phenomenological KS-approach as an efficient parameterization of local spectra. In Section IV B we work out phenomenological constraints on the resonance parameters.

A. Short-distance freedom and short-distance sensitivity

The universal feature of the OPE-amplitudes (13) enables the construction of observables in which the dependence on the short-distance coefficients, $C^{L,R}$, cancels [14]. F_L, S_3, S_4 belong to this class of short-distance free observables, which are defined in terms of transversity amplitudes as follows, respectively,

$$F_L \equiv \frac{|A_0^L|^2 + |A_0^R|^2}{d\Gamma/dq^2}, \quad S_3 = \frac{3}{8} \frac{|A_\perp^L|^2 - |A_\parallel^L|^2 + |A_\perp^R|^2 - |A_\parallel^R|^2}{d\Gamma/dq^2}, \quad S_4 = \frac{3}{4\sqrt{2}} \frac{\text{Re}(A_0^L A_\parallel^{L*} + A_0^R A_\parallel^{R*})}{d\Gamma/dq^2}, \quad (29)$$

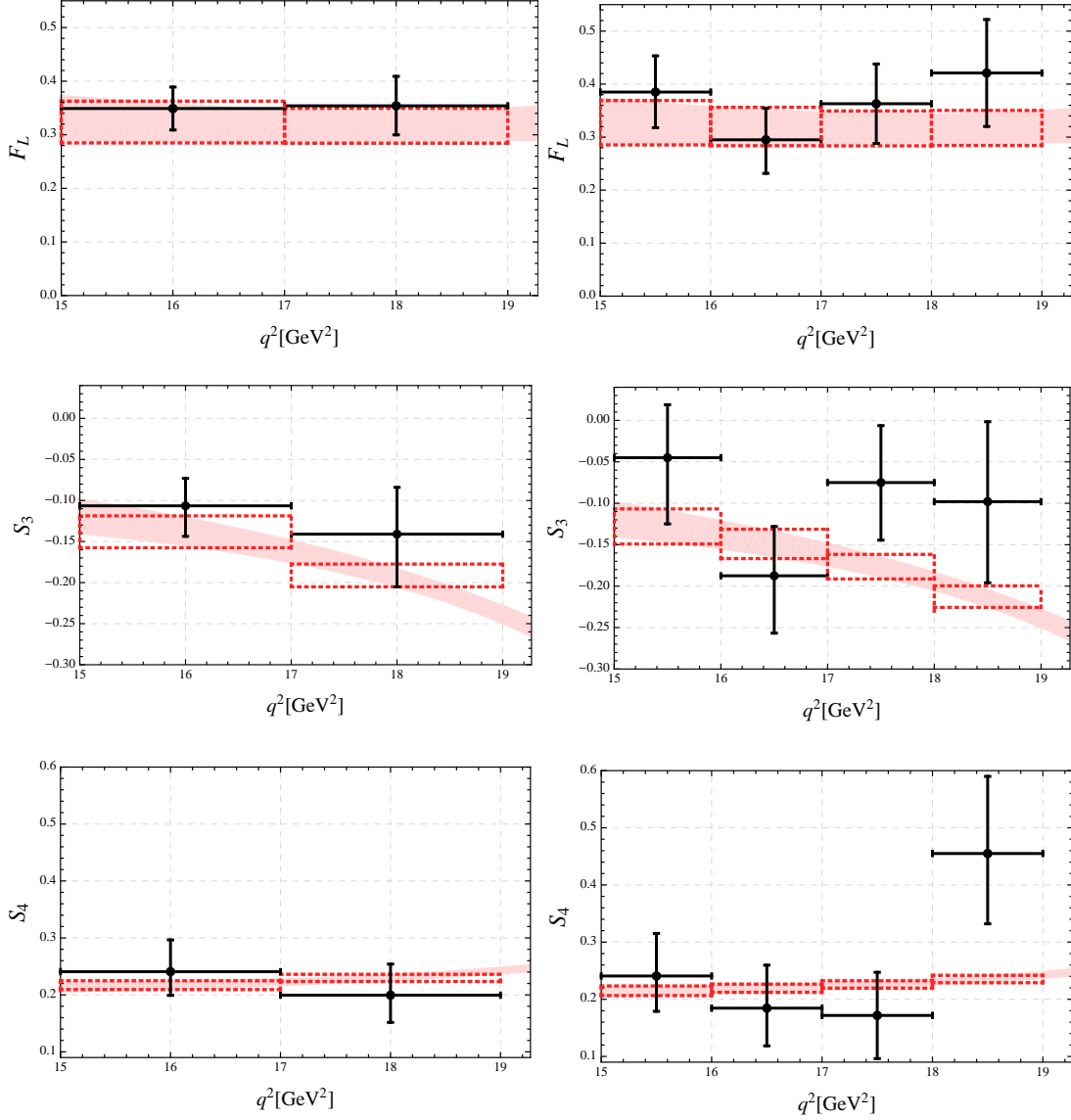


FIG. 2. The angular observables F_L , S_3 and S_4 in the OPE for 2 GeV^2 bins (plots to the left) and 1 GeV^2 bins (plots to the right) shown as red boxes versus data (black) from LHCb [2]. Systematic and statistical uncertainties are added in quadrature. The light-shaded red bands illustrate the OPE for infinitesimal binning. Form factors are taken from [9]. The binned observables approach the continuous functions in the limit of infinitesimal bin width.

where the differential decay rate is given as

$$\frac{d\Gamma}{dq^2} = \sum_{j=0,\parallel,\perp} \frac{d\Gamma_j}{dq^2}, \quad \frac{d\Gamma_j}{dq^2} = |A_j^L|^2 + |A_j^R|^2. \quad (30)$$

Inserting the transversity amplitudes (13) into Eq. (29), one finds that the dependence on Wilson coefficients in the limit of the infinitesimal bin width cancels

$$F_L = \frac{f_0^2}{f_0^2 + f_{\parallel}^2 + f_{\perp}^2}, \quad S_3 = \frac{3}{8} \frac{f_{\perp}^2 - f_{\parallel}^2}{f_0^2 + f_{\parallel}^2 + f_{\perp}^2}, \quad S_4 = \frac{3}{4\sqrt{2}} \frac{f_0 f_{\parallel}}{f_0^2 + f_{\parallel}^2 + f_{\perp}^2}. \quad (31)$$

The measured observables correspond to the binned values of the angular coefficients, *i.e.*, $\langle J_i \rangle = \int_{bin} J_i dq^2$ such

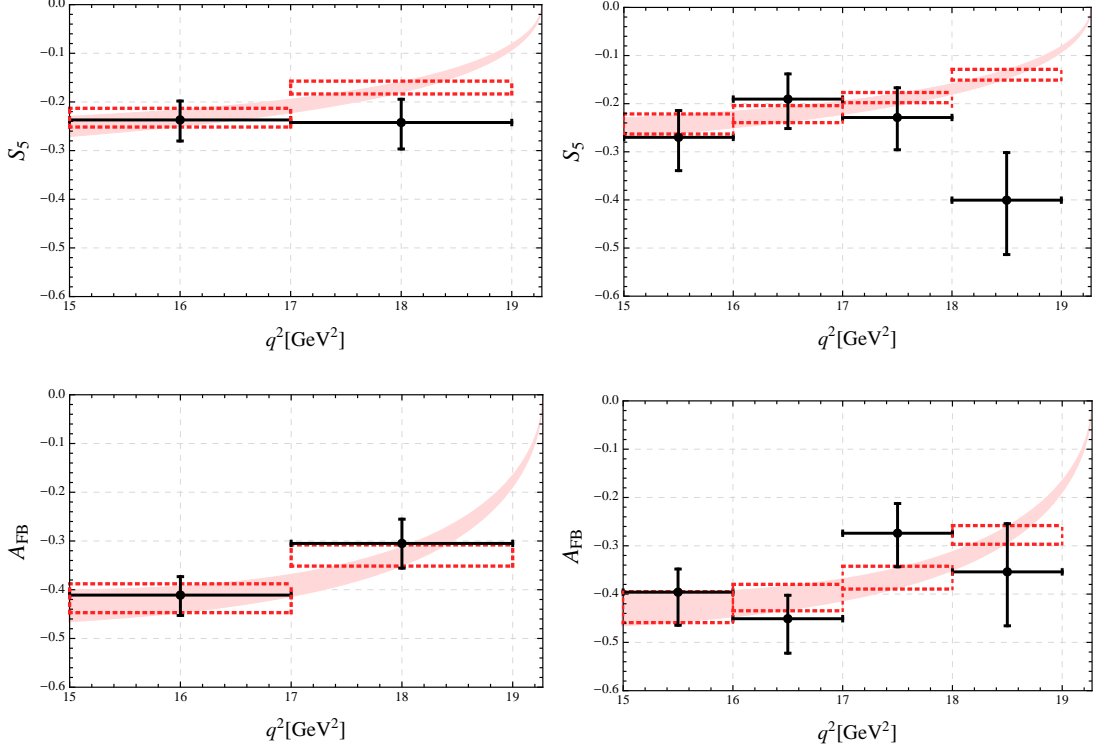


FIG. 3. The angular observables S_5 and A_{FB} in the OPE in the SM (red boxes) versus data (black) [2] as in Fig. 2.

that in (31) products of type $f_i f_j$, for $i = 0, \parallel, \perp$ are integrated as $\int_{bin} \rho_1 f_i f_j dq^2$, where

$$\rho_1(q^2) \equiv \frac{1}{2}(|C^R|^2 + |C^L|^2) = \left| C_9^{\text{eff}} + \kappa \frac{2m_b m_B}{q^2} C_7^{\text{eff}} \right|^2 + |C_{10}|^2. \quad (32)$$

Since the effective coefficients that follow from the OPE are slowly varying functions of q^2 the resulting binning effect is small [16].

By the same argument which makes F_L, S_3, S_4 short-distance insensitive contributions to C_9^{eff} as in Eq. (27) with universal $\eta_c(K_j^*, q^2)$ drop out in these observables. The good agreement between the data and the OPE shown in Fig. 2 therefore implies that there are no extremely large contributions from non-universal pieces. It also implies constraints on right-handed currents, which could spoil Eq. (31).² Such BSM effects, however, would induce shapes essentially flat in q^2 . Another class of observables are short-distance dependent angular observables. These include A_{FB}, S_6 and $S_{7,8,9}$. The former read in terms of transversity amplitudes

$$S_5 = \frac{3\sqrt{2}}{4} \frac{\text{Re}(A_0^L A_\perp^{L*} - A_0^R A_\perp^{R*})}{d\Gamma/dq^2}, \quad A_{\text{FB}} \equiv S_6 = \frac{3}{4} \frac{2 \text{Re}(A_\parallel^L A_\perp^{L*} - A_\parallel^R A_\perp^{R*})}{d\Gamma/dq^2}. \quad (33)$$

Within the OPE (13) these observables reduce to

$$S_5 = \frac{3\sqrt{2}}{2} \frac{\rho_2(q^2) f_0 f_\perp}{\rho_1(q^2) (f_0^2 + f_\perp^2 + f_\parallel^2)}, \quad A_{\text{FB}} = \frac{3\rho_2(q^2) f_\parallel f_\perp}{\rho_1(q^2) (f_0^2 + f_\perp^2 + f_\parallel^2)}, \quad (34)$$

with

$$\rho_2(q^2) \equiv \frac{1}{4}(|C^R|^2 - |C^L|^2) = \text{Re} \left[\left(C_9^{\text{eff}} + \kappa \frac{2m_b m_B}{q^2} C_7^{\text{eff}} \right) C_{10}^* \right], \quad (35)$$

² In the presence of chirality-flipped operators beyond (4) the apparent universality of the short-distance coefficients following from the lowest order OPE, Eq. (13), breaks down to a partial one. Specifically, only the longitudinal and parallel coefficients remain the same.

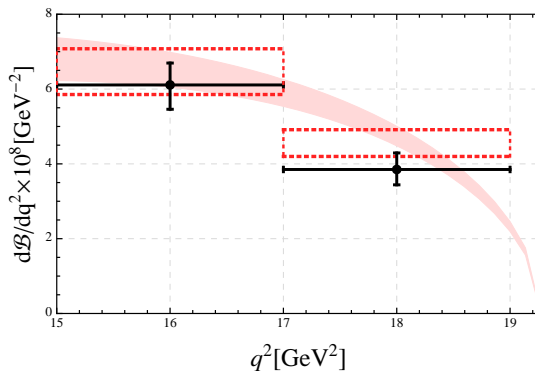


FIG. 4. The dilepton invariant mass spectrum $d\mathcal{B}/dq^2$ in the OPE in the SM versus data (black) [21], see Fig. 2.

and ρ_1 can be seen in Eq. (32). A_{FB} and S_6 are shown in the SM in Fig. 3, where we employ the SM Wilson coefficients (3), (4), evaluated at NNLO [33, 34]. Universality predicts further $J_{7,8,9} = 0$ [14], and consequently

$$S_{7,8,9} = 0, \quad (36)$$

which can be explicitly seen from Appendix A.

The branching ratio, shown in Fig. 4 for the smallest available binning, depends on BSM physics and is highly sensitive to wiggles whether universal or not, as no cancellations as in the previously discussed observables can take place. Also in the branching ratio the OPE plus SM is in agreement within 1σ with the data [21]. We learn that in order to maximally probe for local structures and their deviations from binned OPE-results one has to simultaneously fit to BSM coefficients and resonance parameters.

B. Probing resonances

In this section we extract information from data on the $\eta_c(K_i^*, q^2)$ -parameters. To begin we note that by means of Lorentz invariance all non-factorizable contributions have to vanish at the endpoint q_{max}^2 [26]. This implies

$$\eta_c(K_0^*, q_{\text{max}}^2) = \eta_c(K_{\parallel}^*, q_{\text{max}}^2). \quad (37)$$

To facilitate a fit we assume constant η_c -functions in the entire high- q^2 region. There is support for this from $B \rightarrow K\mu\mu$ data, which gives a good fit for this assumption [30]. With better data one could investigate more general shapes.

Let us illustrate how $S_{7,8,9}$ are informative for non-universal η_c [15], as within our assumptions, approximately,

$$J_7 \simeq -\frac{9}{\sqrt{2}} f_0 f_{\parallel} C_{10} a_2 \text{Im}[h_c(q^2)(\eta_c(K_0^*, q^2) - \eta_c(K_{\parallel}^*, q^2))], \quad (38)$$

$$J_8 \simeq -\frac{9}{2\sqrt{2}} f_0 f_{\perp} (\tilde{C}_9^{\text{eff}} + \kappa \frac{2m_b m_B}{q^2} C_7^{\text{eff}}) a_2 \text{Im}[h_c(q^2)(\eta_c(K_0^*, q^2) - \eta_c(K_{\perp}^*, q^2))], \quad (39)$$

$$J_9 \simeq -\frac{9}{2} f_{\parallel} f_{\perp} (\tilde{C}_9^{\text{eff}} + \kappa \frac{2m_b m_B}{q^2} C_7^{\text{eff}}) a_2 \text{Im}[h_c(q^2)(\eta_c(K_{\parallel}^*, q^2) - \eta_c(K_{\perp}^*, q^2))], \quad (40)$$

where \tilde{C}_9^{eff} equals C_9^{eff} with the charm contribution removed. Terms quadratic in a_2 have not been spelled out explicitly; they require relative phases in the η_c and are mildly suppressed by $3a_2/C_9$.

In order to comply with Eq. (37) we fix $\eta_0 = \eta_{\parallel}$ ³ and fit simultaneously to the resonance parameters η_0, η_{\perp} and the BSM Wilson coefficients $\delta C_9, \delta C_{10}$, using all three available binnings. Here and in the following we abbreviate $\eta_j \equiv \eta_c(K_j^*, q^2)$, $j = 0, \parallel, \perp$. In Fig. 5 (plot to the left) we show constraints on $\eta_0 = \eta_{\parallel}$ and η_{\perp} for 4 GeV² bins (green contours), 2 GeV² bins (blue contours) and 1 GeV² bins (red contours). Naive factorization $\eta_j = 1$ is allowed, but also

³ Data on $B \rightarrow K^*(\psi, \psi(2S))$, far away from the endpoint, indicate indeed $0.8 \lesssim |\frac{\eta_{\parallel}}{\eta_0}| \lesssim 1.4$, see Appendix C 2 for details.

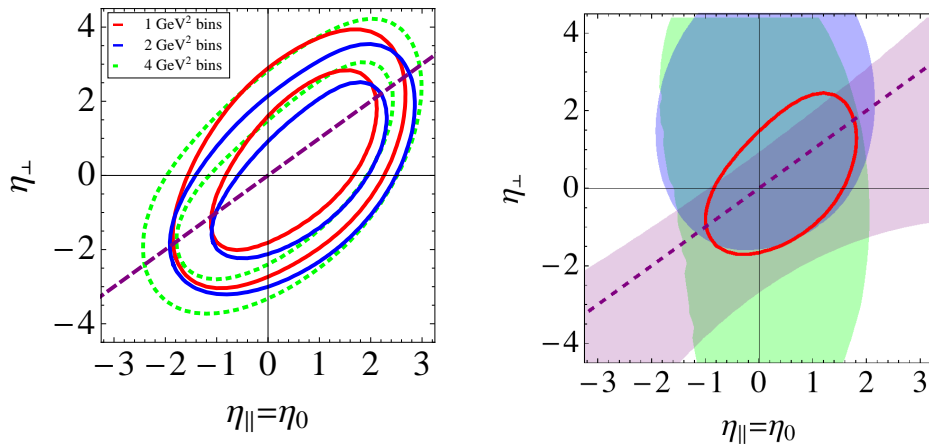


FIG. 5. Left plot: Allowed 68 % C.L. (inner) and 95 % C.L. (outer) regions from a simultaneous fit to $\delta\mathcal{C}_9, \delta\mathcal{C}_{10}$ and $\eta_{\parallel} = \eta_0$ and η_{\perp} using 4 GeV^2 bins (green contours), 2 GeV^2 bins (blue contours) and 1 GeV^2 bins (red contours), see text. The dashed magenta line denotes the universality limit $\eta_{\perp} = \eta_{\parallel} = \eta_0$. Right plot: Illustration of allowed 68 % C.L. (inner) regions for $\eta_{\parallel} = \eta_0$ and η_{\perp} in the SM using 1 GeV^2 bins for S_8, S_9 (magenta area), A_{FB} (blue area) and 2 GeV^2 bins for the branching fraction [21] (green area).

values away from universality, the latter indicated by the dashed magenta line. The fits are also consistent with no charm-loop contribution, $\eta_j = 0$. However, modulo experimental effects, the small binning-induced differences between constraints may hint at the presence of such structure.

The weakest constraints stem from the largest bin size. We stress that the constraints in the left plot of Fig. 5 are obtained without assuming the SM. The corresponding predictions of the fit for the BSM coefficients are discussed in the next section V. For illustrational purposes we show in the plot to the right of Fig. 5 the allowed 1σ contour for $\eta_0 = \eta_{\parallel}$ and η_{\perp} for 1 GeV^2 bins in the SM. The constraints are more tight than in the model-independent fit. We also show the individual 1σ areas of various constraining observables, S_8, S_9 (magenta area), A_{FB} (blue area) and 2 GeV^2 bins for the branching fraction [21] (green area).

The sensitivity of A_{FB} and the branching fraction to the resonance parameters is illustrated in Fig. 6. The sensitivity of S_5 is very similar to the one of A_{FB} and not shown. We recall that in these observables already universal resonance effects do not cancel. Shown are local SM spectra for universal and constant $\eta_{0,\parallel,\perp} = \pm 1$. This choice is consistent with the measured $B \rightarrow J/\Psi K^*$ and $B \rightarrow \Psi(2S)K^*$ branching ratios, see Appendix C. In addition, we show the impact of non-universality, $\eta_{\parallel,0} = 1, \eta_{\perp} = -1$ (dotted purple curve). The resulting spread for different η_j is rather small above $\sim 15 \text{GeV}^2$ except in the branching ratio, which could be used to detail the charm contribution locally, as in $B^+ \rightarrow K^+ \mu \mu$ decays [20]. Ideally this should be done for each K^* transversity state, $d\Gamma_j/dq^2$, see Eq. (30).

V. MODEL-INDEPENDENT ANALYSIS

The constraints on the BSM coefficients from the different fits using the three available q^2 -binnings are presented in Fig. 7. We recall that all fits are based on $B \rightarrow K^* \mu \mu$ data at low recoil only. The black dashed contours are from a simultaneous fit to Wilson coefficients and resonance parameters η_0, η_{\perp} as discussed in Section IV B. The red shaded areas are obtained within the OPE. In these plots, only two BSM coefficients are switched on at a time, that is, $\delta\mathcal{C}_9, \delta\mathcal{C}_{10}$ in the upper plots and $\mathcal{C}'_9, \mathcal{C}'_{10}$ in the lower plots (Formulae which include right-handed currents can be taken from [15].).

We find that within the OPE, as well as the local charm models, the SM agrees well with the data at the current level of precision. The findings are consistent with the pure low recoil analysis of Ref. [35]. Zooming in from large to small bins, the OPE result undergoes small changes, caused by the binning-dependent experimental uncertainties. With the local KS-model zooming in increases the resolution to charmonium contributions. All plots exhibit consistency between local modelling and the OPE. We conclude that within current precision, charm effects appear to be controlled and do not endanger the validity of BSM constraints.

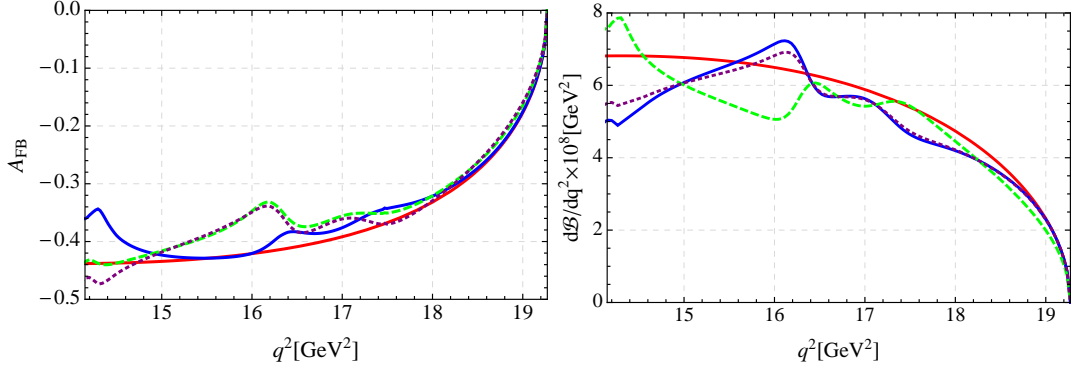


FIG. 6. Local SM shapes of A_{FB} and $d\mathcal{B}/dq^2$ for $\eta_{0,\parallel,\perp} = 1$ (solid blue curve) and $\eta_{0,\parallel,\perp} = -1$ (dashed green curve), as well as with non-universality, $\eta_{\parallel,0} = 1$, $\eta_{\perp} = -1$ (dotted purple curve). The red curve without wiggles illustrates the unbinned OPE. To avoid clutter only theory curves using central values of input are shown.

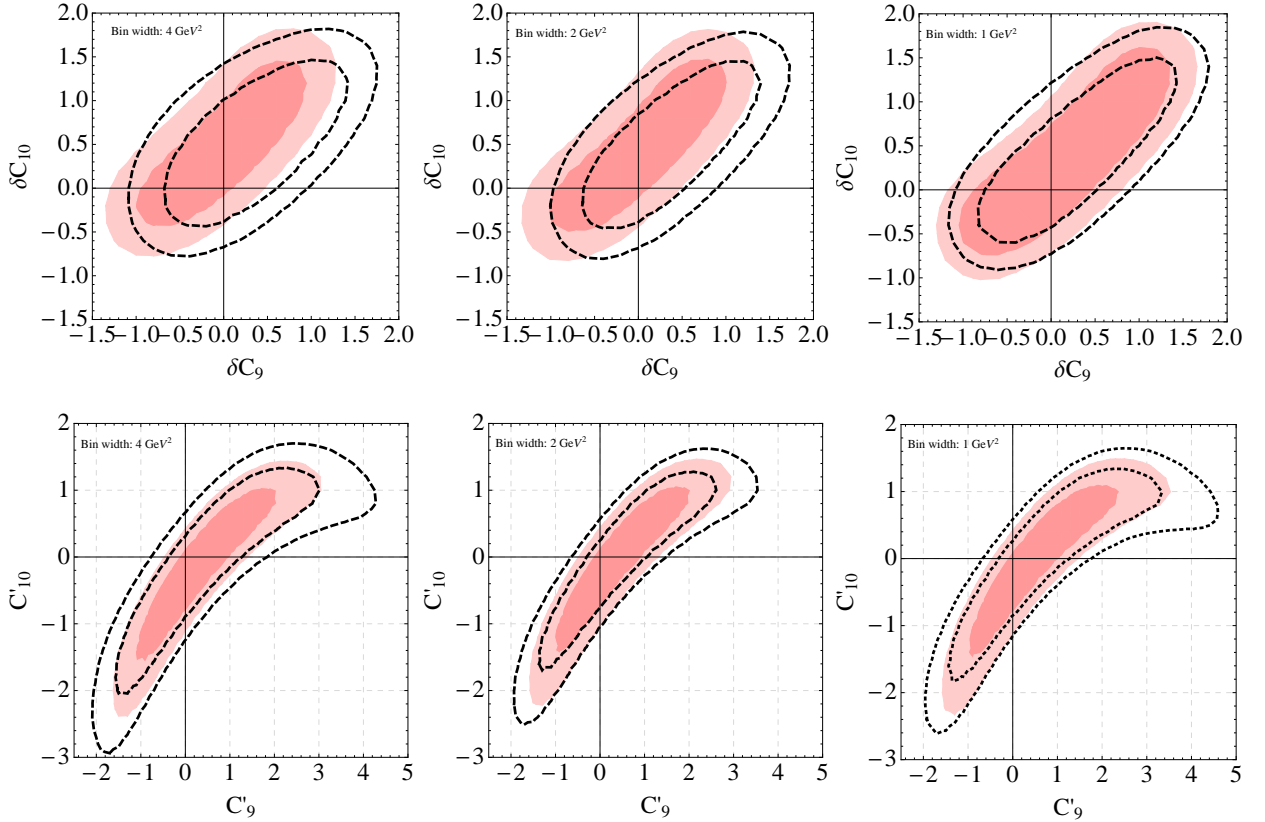


FIG. 7. 1 and 2 σ constraints on the BSM coefficients δC_9 , δC_{10} (upper plots) and C'_9 , C'_{10} (lower plots) from $B \rightarrow K^* \mu \mu$ decays at low recoil for different binning 4 GeV^2 (left), 2 GeV^2 (center) and 1 GeV^2 (right) as in Eq. (1). Red shaded areas (dashed black contours) denote the allowed regions in the OPE (in the KS-approach with $\eta_{\perp}, \eta_0 = \eta_{\parallel}$ simultaneously fitted), see text for details.

To estimate the uncertainties of the OPE predictions for a given binning, we suggest to use the ratios

$$\epsilon_1 = \frac{\int_{bin} \rho_1^{KS} dq^2}{\int_{bin} \rho_1^{OPE} dq^2}, \quad \epsilon_2 = \frac{\int_{bin} \rho_2^{KS} dq^2}{\int_{bin} \rho_2^{OPE} dq^2}, \quad \epsilon_{12} = \frac{\int_{bin} \rho_2^{KS} dq^2}{\int_{bin} \rho_2^{OPE} dq^2} \cdot \frac{\int_{bin} \rho_1^{OPE} dq^2}{\int_{bin} \rho_1^{KS} dq^2}, \quad (41)$$

where $\rho_{1,2}$ are given in Eqs. (32) and (35) and evaluated with the respective C_9^{eff} . The ϵ_k are theory measures of the

OPE's binning-related uncertainty. Their relation to the observables is straight-forward in the universality-limit.

The ϵ_k are worked out model-independently in Table I, taking into account the 1σ ranges of Fig. 5.

bin in GeV ²	15 – 19	15 – 17	17 – 19	15 – 16	16 – 17	17 – 18	18 – 19
ϵ_1	(0.85,1.16)	(0.81,1.30)	(0.87,1.03)	(0.76,1.20)	(0.84,1.38)	(0.84,1.03)	(0.86,1.05)
ϵ_2	(0.82,1.0)	(0.74,1.13)	(0.85,0.91)	(0.71,1.17)	(0.78,1.08)	(0.76,0.95)	(0.84,0.97)
ϵ_{12}	(0.86,1.05)	(0.87,1.05)	(0.84,1.05)	(0.95,1.06)	(0.78,1.05)	(0.75,1.05)	(0.93,1.05)

TABLE I. Ratios ϵ_k defined in Eq. (41) for different q^2 -bins and 1σ ranges of parameters η_0, η_\perp and $\mathcal{C}_{9,10}$. The coefficients $\mathcal{C}'_{9,10}$ are set to zero.

As expected, larger bins are better behaved than smaller ones, *i.e.*, have ϵ_k closer to 1, except for those near the endpoint. The [17 – 19] GeV² and the [18 – 19] GeV² one are preferable to the [15 – 19] GeV² bin. We also learn that the corrections to ρ_2/ρ_1 , ϵ_{12} , are not always favored with respect to ϵ_1 or ϵ_2 , caused by inefficient cancellation of charm effects. Presently deviations of around 30 % exist in [15 – 16] GeV², [16 – 17] GeV² and the [15 – 17] GeV² bins. The deviations for the preferred bins are at most 16 %, and directed towards reducing KS- versus OPE-distributions. In Table I mostly $\epsilon_k < 1$. This is driven by $\text{Re}[h_c(q^2)] < \text{Re}[h(q^2, m_c^2)]$ above $q^2 \sim 16.4$ GeV², see Fig. 1.

If the resonance parameters η_c would be determined more precisely, the uncertainty on the mismatch between the OPE and the KS-model would shrink. This way, the deviations $|\epsilon_k - 1|$ given here correspond to upper limits.

VI. CONCLUSIONS

The low recoil region in semileptonic $|\Delta B| = |\Delta S| = 1$ decays is inhabited by wider charm resonances, locally not captured by the OPE. While with current data such resonance patterns may be only at the border of being visible in $B \rightarrow K^* \mu\mu$ decays, see Figs. 2 and 3, in the near future this will be an important background to SM precision tests. In order to understand these effects, which are inaccessible from within the OPE, we use the KS-model [18], cf. Section IIIB, which does describe resonances locally, as a test-case against the OPE.

Using available $B \rightarrow K^* \mu\mu$ data at low recoil, we performed simultaneous fits to resonance parameters of the KS-model and BSM Wilson coefficients, and compare it to the plain OPE-fit. We find that the resulting constraints are consistent with each other, and consistent with the SM, see Fig. 7. There is room left for sizeable BSM contributions.

To estimate the uncertainties of the OPE for a given binning, we use the coefficients ϵ_k defined in Eq. (41), with current evaluations shown in Table I. Preferred are the endpoint bins, [17 – 19] GeV² and [18 – 19] GeV² followed by the large one [15 – 19] GeV². For the [17 – 19] GeV² bin, we find model-independently (strongly directional) deviations from the OPE not exceeding 15 %.

In the future more precise data with even smaller binning than currently exist would be desirable to determine the resonance parameters more accurately. This will directly influence the estimates in Table I, which measure not only the mismatch between local spectra and the OPE, but include also uncertainties within the KS-model. Refinements of the method, such as less minimal parameterizations for the $\eta_c(K_j^*, q^2)$ and $h_c(q^2)$ functions, may also be envisaged. As dominant uncertainties within the OPE are due to hadronic form factors, improving their predictions would be desirable, too.

ACKNOWLEDGEMENTS

Authors would like to thank Damir Bečirević for useful discussions. This project is supported in part by the Bundesministerium für Bildung und Forschung (BMBF).

Appendix A: The angular coefficients

The angular coefficients in Eq.(5) are given in terms of the transversity amplitudes as follows

$$\begin{aligned}
J_1^s &= \frac{9}{16} \left[|\mathcal{A}_\perp^L|^2 + |\mathcal{A}_\parallel^L|^2 + (L \rightarrow R) \right] & J_1^c &= \frac{3}{4} \left[|\mathcal{A}_0^L|^2 + (L \rightarrow R) \right] & J_2^s &= \frac{3}{16} \left[|\mathcal{A}_\perp^L|^2 + |\mathcal{A}_\parallel^L|^2 + (L \rightarrow R) \right] \\
J_2^c &= -\frac{3}{4} \left[|\mathcal{A}_0^L|^2 + (L \rightarrow R) \right] & J_3 &= \frac{3}{8} \left[|\mathcal{A}_\perp^L|^2 - |\mathcal{A}_\parallel^L|^2 + (L \rightarrow R) \right] & J_4 &= \frac{3}{4\sqrt{2}} \left[\text{Re}(\mathcal{A}_0^L \mathcal{A}_\parallel^{L*}) + (L \rightarrow R) \right] \\
J_5 &= \frac{3\sqrt{2}}{4} \left[\text{Re}(\mathcal{A}_0^L \mathcal{A}_\perp^{L*}) - (L \rightarrow R) \right] & J_6 &= \frac{3}{2} \left[\text{Re}(\mathcal{A}_\parallel^L \mathcal{A}_\perp^{L*}) - (L \rightarrow R) \right] & J_7 &= \frac{3\sqrt{2}}{4} \left[\text{Im}(\mathcal{A}_0^L \mathcal{A}_\parallel^{L*}) - (L \rightarrow R) \right] \\
J_8 &= \frac{3}{4\sqrt{2}} \left[\text{Im}(\mathcal{A}_0^L \mathcal{A}_\perp^{L*}) + (L \rightarrow R) \right] & J_9 &= \frac{3}{4} \left[\text{Im}(\mathcal{A}_\parallel^L \mathcal{A}_\perp^{L*}) + (L \rightarrow R) \right],
\end{aligned} \tag{A1}$$

where we neglected terms proportional to m_ℓ^2/q^2 . The full expressions can be found in Ref.[14].

Appendix B: Fitting $R(q^2)$

Here we describe the fitting procedure for the ratio $R(q^2)$ defined in Eq. (16) using the experimental input on the $e^+e^- \rightarrow h_i$ cross section from the BES-II experiment [32]. Above the $\bar{D}D$ threshold the four wide charmonium resonances, $\psi(3770)$, $\psi(4040)$, $\psi(4150)$ and $\psi(4415)$, with quantum numbers $J^{PC} = 1^{--}$, appear in the spectrum. We adopt the fitting procedure from [32] and model the background according to [30].

The transition amplitude of the resonance r into a final state f is modelled by the Breit-Wigner ansatz with a phase δ_r and mass m_r :

$$\mathcal{T}^{r \rightarrow f} = \frac{m_r \sqrt{\Gamma^{r \rightarrow e^+e^-} \Gamma^{r \rightarrow f}(s)}}{s - m_r^2 + i m_r \Gamma_r(s)} e^{i\delta_r}. \tag{B1}$$

Since only three relative phases carry a physical information, we set $\delta_{\psi(3770)} = 0$. The s -dependent decay widths of $r \rightarrow f$ are given by the formula

$$\Gamma^{r \rightarrow f}(s) = \bar{\Gamma}_r \frac{2m_r}{m_r + \sqrt{s}} \sum_L \frac{Z_f^{2L+1}}{B_L}. \tag{B2}$$

Here, $\bar{\Gamma}_r$ denotes a fit parameter specified for every given resonance and $Z_f \equiv \rho P_f$, where $\rho \simeq 1\text{GeV}$. The sum over the orbital angular momenta of the decaying final states and the energy dependent partial wave function B_L are given in [32]. The momentum P_f of the two body decay of the resonance f into the final mesons with masses m_1 and m_2 is given by the familiar formula

$$P_f = \frac{\sqrt{\lambda(m_1^2, m_2^2, m_r^2)}}{2m_r}. \tag{B3}$$

The different decay channels are given in Table II. The total hadronic width is the sum over all final states

$$\Gamma_r^{\text{had}}(s) = \sum_f \Gamma^{r \rightarrow f}(s). \tag{B4}$$

The total width of a charmonium resonance is the sum of the hadronic and leptonic widths

$$\Gamma_r(s) = \Gamma^{r \rightarrow e^+e^-} + \Gamma^{r \rightarrow \mu^+\mu^-} + \Gamma^{r \rightarrow \tau^+\tau^-} + \Gamma_r^{\text{had}}. \tag{B5}$$

Lepton universality $\Gamma^{r \rightarrow e^+e^-} = \Gamma^{r \rightarrow \mu^+\mu^-}$ is assumed for the leptonic decay widths of the electron and the muon. The kinematic suppression factors are included for the decay rates of the resonances that involve tau pairs in the final state. The total square of the modulus of the inclusive amplitude of the resonances is the following incoherent sum over the final states:

$$|\mathcal{T}|^2 = \sum_f \left| \sum_r \mathcal{T}^{r \rightarrow f}(s) \right|^2. \tag{B6}$$

$\psi(3770) \rightarrow$	$D\bar{D}$							
$\psi(4040) \rightarrow$	DD	D^*D^*	DD^*	D_sD_s				
$\psi(4140) \rightarrow$	DD	D^*D^*	DD^*	D_sD_s	$D_sD_s^*$			
$\psi(4415) \rightarrow$	DD	D^*D^*	DD^*	D_sD_s	$D_sD_s^*$	$D_s^*D_s^*$	DD_1	DD_2^*

TABLE II. Two body decays of charm resonances into final states f .

The resonance contribution $R_{\text{res}}(s)$ to $R(s)$ (see Eq. (17)) is given by

$$R_{\text{res}}(s) = \frac{9}{\alpha_{\text{em}}^2} |\mathcal{T}_{\text{res}}|^2. \quad (\text{B7})$$

The continuum background is modelled as [30]

$$R_{\text{cont}}(s) = R_{uds} + \theta(s - 4m_D^2)(1 - x)(\Delta R_c + xa_{\text{cont}}), \quad \Delta R_c = R_{udsc} - R_{uds}, \quad (\text{B8})$$

with $x = 4m_D^2/s$. For the light quark ratio R_{uds} and the one including charm, R_{udsc} , we use the predictions from Refs. [36, 37]. Specifically, we employ $R_{uds} = R(s = (3.73 \text{ GeV})^2)$ and $R_{udsc} = R(s = (4.8 \text{ GeV})^2)$. The result of the fit for $R(s)$ in the fit interval $\sqrt{s} = (3.7, 4.8) \text{ GeV}$ is shown in Fig. 8. We use 76 data points for $R(s)$ and find $\chi^2/d.o.f = 1.01$, for $d.o.f. = 76 - 17 - 1$. Our fit results are consistent with the Ref. [32] The charm contribution $R_c(s)$ can be extracted from Eq. (18).

To evaluate the dispersion integral (25) also below the fit interval, we require contributions to $R(s)$ from the narrow resonances J/ψ and $\psi(2S)$, parameterized as

$$h_{c,\text{narrow}}(s) = -\frac{3\pi}{\alpha_{\text{em}}^2} \sum_{r=J/\psi, \psi(2S)} \frac{m_r \Gamma^{r \rightarrow \ell^+ \ell^-}}{s - m_r^2 + im_r \Gamma_r}. \quad (\text{B9})$$

The values of the parameters in (B9) used in the fit are given in the Table III. Above the fit interval in the open charm region, we use the Schwinger's $\mathcal{O}(\alpha_s)$ result, in the form adopted from [30],

$$\text{Im}[h_{c,\text{above}}(s)] = \frac{2\pi}{9} (3 - \beta^2(s)) |\beta(s)| \left[1 + \frac{4}{3} \alpha_s \left(\frac{\pi}{2\beta(s)} - \left(\frac{3}{4} + \frac{\beta(s)}{4} \right) \left(\frac{\pi}{12} - \frac{3}{4\pi} \right) \right) \right], \quad (\text{B10})$$

where $\beta(s) = \sqrt{1 - 4m_c^2/s}$. The final result for $h_c(q^2)$ is given in Fig. 1.

r	m_r/MeV	Γ_r/keV	$\Gamma^{r \rightarrow e^+ e^-}/\text{keV}$
J/ψ	3096.916 ± 0.011	92.9 ± 2.8	5.55 ± 0.14
$\psi(2S)$	3686.109 ± 0.013	299 ± 8	2.36 ± 0.04

TABLE III. The values of the parameters for the narrow charm resonances taken from [41] used in the fit.

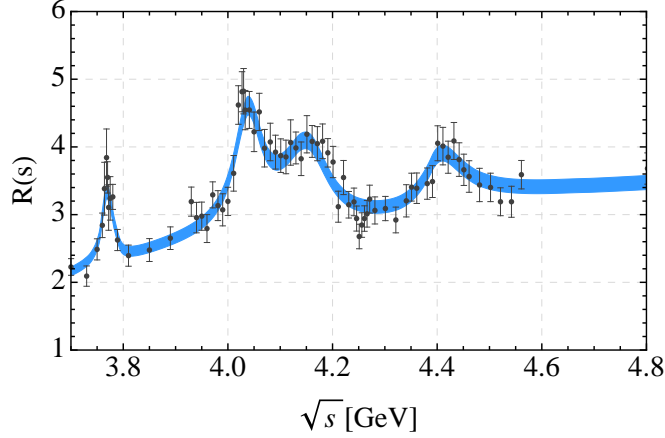


FIG. 8. The result of the fit for the function $R(q^2)$ (blue 1σ band) defined in Eq. (16) using the experimental input on the $e^+e^- \rightarrow h_i$ cross section from the BES-II experiment [32].

Appendix C: $B \rightarrow \psi_i K^{(*)}$ data and factorization

Here we give a brief overview on phenomenological data on $B \rightarrow \psi_i K^{(*)}$ decays, where ψ_i denotes a generic charmonium 1^{--} resonance, within factorization. The matrix element of the $B \rightarrow \psi_i K^{(*)}$ decays can be written as

$$\mathcal{M}(B \rightarrow \psi_i K^{(*)}) = \frac{4G_F}{\sqrt{2}} V_{cb}^* V_{cs} \langle \psi_i K^{(*)} | \mathcal{C}^{(1)} \mathcal{O}^{(1)} + \mathcal{C}^{(8)} \mathcal{O}^{(8)} | B \rangle, \quad (\text{C1})$$

where the commonly used color singlet and octet operators read

$$\mathcal{O}^{(1)} = (\bar{c}\gamma_\mu P_L c)(\bar{s}\gamma^\mu P_L b), \quad \mathcal{O}^{(8)} = (\bar{c}T^a\gamma_\mu P_L c)(\bar{s}T^a\gamma^\mu P_L b), \quad (\text{C2})$$

respectively. The Wilson coefficients of these operators read in terms of the ones in the CCM-basis (Eq. (3)) as $\mathcal{C}^{(1)} = a_2$, given in Eq. (28), and $\mathcal{C}^{(8)} = \frac{1}{3}(-\mathcal{C}_1 + 6\mathcal{C}_2)$. We employ the value of a_2 at NNLO [33, 34] thereby including perturbative corrections to the weak $b \rightarrow c\bar{c}s$ vertex.

Assuming factorization, the $B \rightarrow \psi_i K^{(*)}$ matrix element reads

$$\mathcal{M}_{\text{fac}}(B \rightarrow \psi_i K^{(*)}) = \frac{G_F}{\sqrt{2}} V_{cb}^* V_{cs} a_2 \kappa \langle \psi_i | \bar{c}\gamma_\mu c | 0 \rangle \langle K^{(*)} | \bar{s}\gamma^\mu (1 - \gamma_5) b | B \rangle. \quad (\text{C3})$$

For $\kappa = 1$ this *ansatz* represents the naive factorization approximation (NFA). Note that the color octet operator does not contribute, *e.g.*, [38]. The dependence on the renormalization scale μ does not cancel between the Wilson coefficients and the effective operators in the *ansatz* (C3). For further aspects of the factorization ansatz the reader is referred to [39]. The matrix element in factorization can be expressed in terms of charmonium decays constants, which can be extracted from data on $\Gamma(\psi_i \rightarrow \ell\ell)$ and form factors, to be evaluated at $q^2 = m_{\psi_i}^2$

$$\begin{aligned} \langle \psi_i(q, \epsilon) | \bar{c}\gamma_\mu c | 0 \rangle &= i f_{\psi_i} m_{\psi_i} \epsilon_\mu^*, \\ \langle K(k) | \bar{s}\gamma_\mu b | B(p) \rangle &= f_+(q^2) \left((p+k)_\mu - \frac{m_B^2 - m_K^2}{q^2} q_\mu \right) + f_0(q^2) \frac{m_B^2 - m_K^2}{q^2} q_\mu, \end{aligned} \quad (\text{C4})$$

$$\langle K^*(k, \eta) | \bar{s}\gamma_\mu b | B(p) \rangle = \frac{2V(q^2)}{m_B + m_{K^*}} \varepsilon_{\mu\rho\sigma\tau} \eta^{*\rho} p^\sigma k^\tau, \quad (\text{C5})$$

$$\begin{aligned} \langle K^*(k, \eta) | \bar{s}\gamma_\mu \gamma_5 b | B(p) \rangle &= i\eta^{*\rho} \left[2m_{K^*} A_0(q^2) \frac{q_\mu q_\rho}{q^2} + (m_B + m_{K^*}) A_1(q^2) \left(g_{\mu\rho} - \frac{q_\mu q_\rho}{q^2} \right) \right. \\ &\quad \left. - A_2(q^2) \frac{q_\rho}{m_B + m_{K^*}} \left((p+k)_\mu - \frac{m_B^2 - m_{K^*}^2}{q^2} q_\mu \right) \right], \end{aligned} \quad (\text{C6})$$

where $\eta(\epsilon)$ denotes the $K^*(\psi_i)$ polarization vector, k, p the 4-momenta of the $K^{(*)}$, \bar{B} mesons, respectively, and $q = p - k$. Due to $\epsilon \cdot q = 0$ the terms proportional to q_μ do not contribute. We use $f_{J/\psi} = 0.416 \pm 0.006$ GeV, $f_{\psi(2S)} = 0.297 \pm 0.003$ GeV and $f_{\psi(3770)} = 0.100 \pm 0.004$ GeV [40].

There are several processes for which the measurements reveal deviations from NFA. For instance, the branching fraction of the process $B^- \rightarrow K^- \chi_{c0}$ has been observed to be significantly non-vanishing, while the corresponding factorization contribution vanishes due to parity conservation of QCD. As a second example, the branching fraction of $B \rightarrow K J/\psi$ also deviates from its NFA value, to be discussed in Section C 1. A possible source of non-factorizable corrections are B -meson decays to $D_s^{(*)} D^{(*)}$ pairs which afterwards re-scatter into $K \psi_i$ pairs. The analysis of such effects was undertaken in Ref. [42]. It contains significant theoretical uncertainty related to the vague knowledge of the relevant strongly coupled meson vertices. In the following sections we follow the phenomenological point of view and extract the fudge factors for the processes $B \rightarrow K^{(*)}(J/\psi, \psi(2S))$, in order to gain some further insights.

We stress that for form factors from lattice QCD in the intermediate q^2 -region around peaking charmonium resonances additional uncertainties apply.

1. $B \rightarrow K(J/\psi, \psi(2S))$

The $B \rightarrow \psi_i K$ branching ratio can be written as

$$\mathcal{B}(B \rightarrow \psi_i K) = \tau_B \frac{G_F^2 |V_{cb}^* V_{cs}|^2}{32\pi m_B^3} a_2^2 |\kappa_{\psi_i K}|^2 f_{\psi_i}^2 \lambda^{3/2}(m_B^2, m_{\psi_i}^2, m_K^2) [f_+(m_{\psi_i}^2)]^2. \quad (\text{C7})$$

Using [41]

$$\mathcal{B}(\bar{B}^0 \rightarrow J/\psi K^0) = (0.873 \pm 0.032) \times 10^{-3}, \quad \mathcal{B}(B^- \rightarrow J/\psi K^-) = (1.026 \pm 0.031) \times 10^{-3}, \quad (\text{C8})$$

$$\mathcal{B}(\bar{B}^0 \rightarrow \psi(2S) K^0) = (0.58 \pm 0.05) \times 10^{-3}, \quad \mathcal{B}(B^- \rightarrow \psi(2S) K^-) = (0.626 \pm 0.024) \times 10^{-3}, \quad (\text{C9})$$

$$\mathcal{B}(B^- \rightarrow \psi(3770) K^-) = (0.49 \pm 0.13) \times 10^{-3}, \quad (\text{C10})$$

we obtain, after error-weighted averaging of neutral and charged B decay modes if applicable, the following coefficients

$$|\kappa_{J/\psi K}| = 1.40 \pm 0.09, \quad |\kappa_{\psi(2S) K}| = 1.72 \pm 0.08, \quad |\kappa_{\psi(3770) K}| = 4.54 \pm 0.68. \quad (\text{C11})$$

Here, we used the form factor $f_+(m_{\psi_i}^2)$ evaluated in Lattice QCD in [43], see also [44]. Form factors extrapolated to $q^2 = m_{\psi_i}^2$ from light cone sum rules from [45] yield very similar results. The value for $\psi(3770)$ is only given for completeness as this resonance is included in the fit to BES-data. The values in Eq. (C11) reveal an order one deviation from naive factorization, $\kappa = 1$. Note, that the corresponding signs (phases) remain undetermined from this extraction.

2. $B \rightarrow K^*(J/\psi, \psi(2S))$

Assuming universal fudge factors for all polarizations of the K^* , where $\kappa_{\psi_i K^*} = \eta_c(K^*, m_{\psi_i}^2)$, the $B \rightarrow \psi_i K^*$ branching fraction can be written as

$$\begin{aligned} \mathcal{B}(B \rightarrow \psi_i K^*) &= \tau_B \frac{G_F^2 |V_{cb}^* V_{cs}|^2}{32\pi m_B^3} a_2^2 |\kappa_{\psi_i K^*}|^2 f_{\psi_i}^2 \lambda^{1/2}(m_B^2, m_{\psi_i}^2, m_{K^*}^2) (m_B + m_{K^*})^2 m_{\psi_i}^2 [A_1(m_{\psi_i}^2)]^2 \\ &\times \left[(a - bx)^2 + 2(1 + c^2 y^2) \right], \end{aligned} \quad (\text{C12})$$

where

$$a = \frac{m_B^2 - m_{K^*}^2 - m_{\psi_i}^2}{2m_{K^*} m_{\psi_i}}, \quad b = \frac{\lambda(m_B^2, m_{K^*}^2, m_{\psi_i}^2)}{2m_{K^*} m_{\psi_i} (m_B + m_{K^*})^2}, \quad c = \frac{\lambda^{1/2}(m_B^2, m_{K^*}^2, m_{\psi_i}^2)}{(m_B + m_{K^*})^2}, \quad (\text{C13})$$

and the ratios of the $B \rightarrow K^*$ form factors

$$x = \frac{A_2(m_{\psi_i}^2)}{A_1(m_{\psi_i}^2)}, \quad y = \frac{V(m_{\psi_i}^2)}{A_1(m_{\psi_i}^2)}. \quad (\text{C14})$$

Using [41]

$$\mathcal{B}(\bar{B}^0 \rightarrow J/\psi K^{0*}) = (1.32 \pm 0.06) \times 10^{-3}, \quad \mathcal{B}(B^- \rightarrow J/\psi K^{*-}) = (1.43 \pm 0.08) \times 10^{-3}, \quad (\text{C15})$$

$$\mathcal{B}(\bar{B}^0 \rightarrow \psi(2S)K^{0*}) = (0.59 \pm 0.04) \times 10^{-3}, \quad \mathcal{B}(B^- \rightarrow \psi(2S)K^{*-}) = (0.67 \pm 0.14) \times 10^{-3} \quad (\text{C16})$$

we obtain after averaging over neutral and charged B decay modes values of $|\kappa|$ close to unity:

$$|\kappa_{J/\psi K^*}| = 0.96 \pm 0.06, \quad |\kappa_{\psi(2S) K^*}| = 0.85 \pm 0.06. \quad (\text{C17})$$

Here, we employed the $B \rightarrow K^*$ form factors from [9]. Eqs. (C11) and (C17) suggest that non-factorizable corrections for processes involving a K^* are smaller than those with a K .

Further information on universality can be obtained from data on the polarization fractions of the K^* in $B \rightarrow K^*(J/\psi, \psi(2S))$ decays [26, 46, 47]

$$|A_{\perp}|^2 = 2 \frac{c^2 y^2}{r}, \quad |A_{\parallel}|^2 = \frac{2}{r}, \quad r \equiv (a - bx)^2 + 2(1 + c^2 y^2), \quad (\text{C18})$$

which are normalized as $|A_0|^2 + |A_{\parallel}|^2 + |A_{\perp}|^2 = 1$. We compare data to the factorization predictions in Table IV for form factors extrapolated from the lattice [9] and a phenomenological fit (SE2LEL) [17]. Results based on [45] have larger uncertainties and are consistent with both theoretical predictions.

	$ A_{\perp} _{\text{exp}}^2$	$ A_{\perp} _{FA}^2$ [9]	$ A_{\perp} _{FA}^2$ [17]	$ A_{\parallel} _{\text{exp}}^2$	$ A_{\parallel} _{FA}^2$ [9]	$ A_{\parallel} _{FA}^2$ [17]
$J/\Psi K^*$	0.213 ± 0.007	0.22 ± 0.07	0.21 ± 0.05	0.219 ± 0.008	0.39 ± 0.10	0.14 ± 0.01
$\psi(2S)K^*$	0.30 ± 0.06	0.21 ± 0.04	0.29 ± 0.07	0.22 ± 0.06	0.48 ± 0.09	0.24 ± 0.03

TABLE IV. K^* -polarization fractions from data with statistical and systematic uncertainties added in quadrature [46, 47] and in factorization with form factors extrapolated from the lattice [9] and a phenomenological fit (SE2LEL) [17].

The factorization predictions work for the perpendicular polarization fraction, but exhibit larger spread and uncertainties in the other two, in particular for the J/ψ final state. The spread in theory predictions points to the sensitivity to form factor predictions, which in this intermediate q^2 region need to be extrapolated which brings in additional uncertainties.

-
- [1] R. Aaij *et al.* [LHCb Collaboration], JHEP **1308** (2013) 131 [arXiv:1304.6325, arXiv:1304.6325 [hep-ex]].
- [2] R. Aaij *et al.* [LHCb Collaboration], JHEP **1602**, 104 (2016) [arXiv:1512.04442 [hep-ex]].
- [3] V. Khachatryan *et al.* [CMS Collaboration], arXiv:1507.08126 [hep-ex].
- [4] T. Aaltonen *et al.* [CDF Collaboration], Phys. Rev. Lett. **108** (2012) 081807 [arXiv:1108.0695 [hep-ex]].
- [5] J.-T. Wei *et al.* [Belle Collaboration], Phys. Rev. Lett. **103** (2009) 171801 [arXiv:0904.0770 [hep-ex]].
- [6] B. Aubert *et al.* [BaBar Collaboration], Phys. Rev. D **79** (2009) 031102 [arXiv:0804.4412 [hep-ex]].
- [7] R. Aaij *et al.* [LHCb Collaboration], Eur. Phys. J. C **73** (2013) 4, 2373 [arXiv:1208.3355 [hep-ex]].
- [8] T. Aushev *et al.*, arXiv:1002.5012 [hep-ex].
- [9] R. R. Horgan, Z. Liu, S. Meinel and M. Wingate, Phys. Rev. D **89** (2014) 9, 094501 [arXiv:1310.3722 [hep-lat]].
- [10] B. Grinstein and D. Pirjol, Phys. Rev. D **70** (2004) 114005 [hep-ph/0404250].
- [11] M. Beylich, G. Buchalla and T. Feldmann, Eur. Phys. J. C **71** (2011) 1635 [arXiv:1101.5118 [hep-ph]].
- [12] G. Buchalla and G. Isidori, Nucl. Phys. B **525**, 333 (1998) [hep-ph/9801456].
- [13] B. Grinstein and D. Pirjol, Phys. Lett. B **533** (2002) 8 [hep-ph/0201298].
- [14] C. Bobeth, G. Hiller and D. van Dyk, JHEP **1007** (2010) 098 [arXiv:1006.5013 [hep-ph]].
- [15] C. Bobeth, G. Hiller and D. van Dyk, Phys. Rev. D **87** (2013) 3, 034016 [arXiv:1212.2321 [hep-ph]].
- [16] C. Hambrock and G. Hiller, Phys. Rev. Lett. **109** (2012) 091802 [arXiv:1204.4444 [hep-ph]].
- [17] C. Hambrock, G. Hiller, S. Schacht and R. Zwicky, Phys. Rev. D **89** (2014) 7, 074014 [arXiv:1308.4379 [hep-ph]].
- [18] F. Kruger and L. M. Sehgal, Phys. Lett. B **380** (1996) 199 [hep-ph/9603237].
- [19] A. Ali, P. Ball, L. T. Handoko and G. Hiller, Phys. Rev. D **61**, 074024 (2000) [hep-ph/9910221].
- [20] R. Aaij *et al.* [LHCb Collaboration], Phys. Rev. Lett. **111** (2013) 11, 112003 [arXiv:1307.7595 [hep-ex]].
- [21] Talk by K. Petridis for the LHCb collaboration at the BEAUTY 2016 conference, May 2-6, 2016, Marseille. LHCb-PAPER-2016-012.
- [22] K. G. Chetyrkin, M. Misiak and M. Munz, Phys. Lett. B **400** (1997) 206 [Phys. Lett. B **425** (1998) 414] [hep-ph/9612313].
- [23] F. Kruger, L. M. Sehgal, N. Sinha and R. Sinha, Phys. Rev. D **61**, 114028 (2000) Erratum: [Phys. Rev. D **63**, 019901 (2001)] [hep-ph/9907386].

- [24] U. Egede, T. Hurth, J. Matias, M. Ramon and W. Reece, JHEP **1010**, 056 (2010) [arXiv:1005.0571 [hep-ph]].
- [25] C. Bobeth, G. Hiller and G. Piranishvili, JHEP **0807**, 106 (2008) [arXiv:0805.2525 [hep-ph]].
- [26] G. Hiller and R. Zwicky, JHEP **1403** (2014) 042 [arXiv:1312.1923 [hep-ph]].
- [27] M. Beneke, T. Feldmann and D. Seidel, Nucl. Phys. B **612** (2001) 25 [hep-ph/0106067].
- [28] D. Seidel, Phys. Rev. D **70** (2004) 094038 [hep-ph/0403185].
- [29] C. S. Lim, T. Morozumi and A. I. Sanda, Phys. Lett. B **218** (1989) 343.
- [30] J. Lyon and R. Zwicky, arXiv:1406.0566 [hep-ph].
- [31] J. Z. Bai *et al.* [BES Collaboration], Phys. Rev. Lett. **88** (2002) 101802 [hep-ex/0102003].
- [32] M. Ablikim *et al.* [BES Collaboration], eConf C **070805** (2007) 02 [Phys. Lett. B **660** (2008) 315] [arXiv:0705.4500 [hep-ex]].
- [33] M. Gorbahn and U. Haisch, Nucl. Phys. B **713** (2005) 291 [hep-ph/0411071].
- [34] C. Bobeth, M. Misiak and J. Urban, Nucl. Phys. B **574** (2000) 291 [hep-ph/9910220].
- [35] S. Descotes-Genon, L. Hofer, J. Matias and J. Virto, arXiv:1510.04239 [hep-ph].
- [36] R. V. Harlander and M. Steinhauser, Comput. Phys. Commun. **153** (2003) 244 [hep-ph/0212294].
- [37] J. H. Kuhn, M. Steinhauser and T. Teubner, Phys. Rev. D **76** (2007) 074003 [arXiv:0707.2589 [hep-ph]].
- [38] H. Boos, T. Mannel and J. Reuter, Phys. Rev. D **70**, 036006 (2004) [hep-ph/0403085].
- [39] M. Neubert and B. Stech, Adv. Ser. Direct. High Energy Phys. **15** (1998) 294 [hep-ph/9705292].
- [40] Y. Amhis *et al.* [Heavy Flavor Averaging Group (HFAG) Collaboration], arXiv:1412.7515 [hep-ex].
- [41] K. A. Olive *et al.* [Particle Data Group Collaboration], Chin. Phys. C **38** (2014) 090001 and 2015 update.
- [42] P. Colangelo, F. De Fazio and T. N. Pham, Phys. Rev. D **69** (2004) 054023 [hep-ph/0310084].
- [43] C. Bouchard *et al.* [HPQCD Collaboration], Phys. Rev. D **88** (2013) no.5, 054509 Erratum: [Phys. Rev. D **88** (2013) no.7, 079901] [arXiv:1306.2384 [hep-lat]].
- [44] J. A. Bailey *et al.*, Phys. Rev. D **93** (2016) no.2, 025026 [arXiv:1509.06235 [hep-lat]].
- [45] A. Khodjamirian, T. Mannel, A. A. Pivovarov and Y.-M. Wang, JHEP **1009**, 089 (2010) [arXiv:1006.4945 [hep-ph]].
- [46] B. Aubert *et al.* [BaBar Collaboration], Phys. Rev. D **76**, 031102 (2007) [arXiv:0704.0522 [hep-ex]].
- [47] R. Aaij *et al.* [LHCb Collaboration], Phys. Rev. D **88** (2013) 052002 [arXiv:1307.2782 [hep-ex]].