

Uncertainty and filtering of hidden Markov models in discrete time

Samuel N. Cohen*

samuel.cohen@maths.ox.ac.uk

Mathematical Institute, University of Oxford

September 14, 2018

Abstract

We consider the problem of filtering an unseen Markov chain from noisy observations, in the presence of uncertainty of the parameters of the processes involved. Using the theory of nonlinear expectations, we describe the uncertainty in terms of a penalty function, which can be propagated forward in time alongside the filter, while maintaining dynamic consistency. We then study the approximation of this penalty, and give a simple numerical example.

Keywords: Filtering, Optimal control, Robustness, nonlinear expectation MSC: 62M20, 60G35, 93E11

1 Introduction

Filtering is a common problem in many applications. The essential concept is that there is an unseen Markov process, which influences the state of some observed process, and our task is to approximate the state of the unseen process using a form of Bayes' theorem. Many results have been obtained in this direction, most famously the Kalman filter (Kalman [19], Kalman and Bucy [20]), which assumes the underlying processes considered are Gaussian, and gives explicit formulae accordingly. Similarly, under the assumption that the underlying process is a finite-state Markov chain, a general formula to calculate the filter can be obtained (the Wonham filter [28]). These results are well known, in both discrete and continuous time (see Bain and Crisan [1] or Cohen and Elliott [4] for further general discussion).

In this paper, we shall consider a simple setting in discrete time, where the underlying process is a finite-state Markov chain. Our concern will be to study uncertainty in the dynamics of the underlying processes, in particular its effect on the behaviour of the corresponding filter. That is, we will assume that the observer has only imperfect knowledge of the dynamics of the underlying process and of its relationship with the observation process, and wishes to incorporate

*Research supported by the Oxford–Man Institute for Quantitative Finance and the Oxford–Nīe Financial Data Laboratory. Thanks to Ramon van Handel and Robert Elliott for useful conversations.

this uncertainty in their estimates of the unseen state. We are particularly interested in allowing the level of uncertainty in the filtered state to be endogenous to the filtering problem, arising from the uncertainty in parameter estimates and process dynamics.

We will model this uncertainty in a general manner, using the theory of non-linear expectations, and shall particularly concern ourselves with a description of uncertainty for which explicit calculations can still be carried out, and which can be motivated by considering statistical estimation of parameters.

1.1 Basic filtering

Consider a probability space (Ω, P) in which are defined two processes, $X = \{X_t\}_{t \geq 0}$ and $Y = \{Y_t\}_{t \geq 0}$. Let $\{\mathcal{F}_t\}_{t \geq 0}$ denote the (completed) filtration generated by X and Y , and $\{\mathcal{Y}_t\}_{t \geq 0}$ the (completed) filtration generated by Y . Under P , we suppose that X is a finite-state Markov chain with (possibly time-dependent) transition matrix A_t^\top (the transpose here saves notational complexity later). That is, supposing (without loss of generality) that X takes values in the standard basis vectors $\{e_i\}_{i=1}^N$ of \mathbb{R}^N (where N is the number of states of X), we can write

$$X_t = A_t X_{t-1} + M_t$$

where $E_P[M_{t+1}|\mathcal{F}_t] = 0$, so $E_P[X_t|\mathcal{F}_{t-1}] = A_t X_{t-1}$.

We suppose the process Y is multivariate real-valued¹. The law of Y will be allowed to depend on X , in particular, the P -distribution of Y_t given $\{X_s\}_{s \leq t} \cup \{Y_s\}_{s < t}$ (that is, given all past observations of X and Y and the current state of X) is

$$Y_t \sim c(y; t, X_t) d\mu^t(y)$$

for μ^t a reference measure on $(\mathbb{R}^d, \mathcal{B}(\mathbb{R}^d))$. For simplicity, we shall assume that $Y_0 = 0$, so no information is revealed about X_0 at time 0. The function c is commonly called the likelihood, and it is convenient to write $C_t(y) = C(y; t)$ for the diagonal matrix with entries $c(y; t, e_i)$, so that

$$C_t(y)X_t = c(y; t, X_t)X_t.$$

For notational simplicity, we simply write C_t for $C_t(Y_t)$. Note that these assumptions depend on the choice of probability measure P .

The key problem of filtering is to determine estimates of X_t given \mathcal{Y}_t , that is $E_P[X_t|\mathcal{Y}_t]$. As we have assumed X_t takes values in the standard basis in \mathbb{R}^N , this expectation determines the entire conditional distribution of X_t given \mathcal{Y}_t .

In this discrete time context, the filtering problem can be solved in a fairly simple manner: Suppose we have already calculated $p_{t-1} := E_P[X_{t-1}|\mathcal{Y}_{t-1}]$. Then by linearity and the dynamics of X , using the fact

$$E_P[M_t|\mathcal{Y}_{t-1}] = E_P[E_P[M_t|\mathcal{F}_{t-1}]|\mathcal{Y}_{t-1}] = 0,$$

we can calculate

$$E_P[X_t|\mathcal{Y}_{t-1}] = E_P[A_t X_{t-1} + M_t|\mathcal{Y}_{t-1}] = A_t p_{t-1}.$$

¹This assumption can easily be relaxed, to allow for Y to take values in an appropriate measure space. We restrict to the real setting purely for notational simplicity.

Similarly, we observe that for any $k > 0$,

$$E_P[X_{t+k}|\mathcal{Y}_t] = (A_{t+k}A_{t+k-1}\dots A_{t+1})p_t. \quad (1)$$

Bayes' theorem then states that, with probability one,

$$P(X_t = e_i|\mathcal{Y}_t) = P(X_t = e_i|\{Y_s\}_{s < t}, Y_t) \propto c(Y_t; t, e_i)P(X_t = e_i|\mathcal{Y}_{t-1}),$$

which can be written in a simple matrix form,

$$p_t \propto C_t A_t p_{t-1}. \quad (2)$$

As p_t is a probability vector, normalization of the right hand side determines p_t directly. Note that, if we assume the likelihood c is positive, A_t is irreducible and p_{t-1} has all entries positive, then p_t will also have all entries positive.

We can also determine simple equations for the 'smoother', that is, for $E_P[X_t|\mathcal{Y}_{t+k}]$, where $k > 0$. Writing $R_{t,t+k} = E_P[X_{t+k}X_t^\top|\mathcal{Y}_{t+k}]$, we have $R_{t,t} = \text{diag}(p_t)$ and

$$\begin{aligned} R_{t,t+k+1} &= E_P[X_{t+k+1}X_t^\top|\mathcal{Y}_{t+k+1}] \\ &\propto E_P[c(y|t+k+1, \{Y_s\}_{s < t}, X_{t+k+1})X_{t+k+1}X_t^\top|\mathcal{Y}_{t+k}]|_{y=Y_{t+k+1}} \\ &= E_P[C_{t+k+1}(y)X_{t+k+1}X_t^\top|\mathcal{Y}_{t+k}]|_{y=Y_{t+k+1}} \\ &= C_{t+k+1}E_P[X_{t+k+1}X_t^\top|\mathcal{Y}_{t+k}] \\ &= C_{t+k+1}E_P[(A_{t+k+1}X_{t+k} + M_{t+k+1})X_t^\top|\mathcal{Y}_{t+k}] \\ &= C_{t+k+1}A_{t+k+1}E_P[X_{t+k}X_t^\top|\mathcal{Y}_{t+k}] = C_{t+k+1}A_{t+k+1}R_{t,t+k}. \end{aligned}$$

In particular, this gives a forward recursion (up to an easily calculated scale factor)

$$R_{t,t+k+1} \propto C_{t+k+1}A_{t+k+1}R_{t,t+k} \quad (3)$$

with which we can calculate the desired quantity $E_P[X_t|\mathcal{Y}_{t+k}] = R_{t,t+k}^\top \mathbf{1}$.

In practice, the key problem with implementing these methods is the requirement that we know the underlying transition matrix A^\top and the likelihood c . These are generally not known perfectly, but need to be estimated prior to the implementation of the filter. Uncertainty in the choice of these parameters will lead to uncertainty in the estimates of the filtered state, and the aim of this paper is to derive useful representations of that uncertainty.

As variation in the choice of A and c corresponds to a different choice of measure P , we see that using an uncertain collection of generators corresponds naturally to uncertainty regarding P . This type of uncertainty, where the probability measure is not known, is commonly referred to as 'Knightian' uncertainty (with reference to Knight [22], related ideas are also discussed in Keynes [21]). The next section will aim to represent this uncertainty, through the structure of nonlinear expectations.

Effectively, we wish to consider the propagation of uncertainty in Bayesian updating (as the filter is simply a special case of this). Huber and Ronchetti [17, p331] briefly touch on this, however (based on earlier work by Kong) argue that this propagation is computationally infeasible. However, their approach was based on Choquet integrals, which do not generally lead to well defined conditional expectations (see Graf [13]). In the coming sections, we shall see how the structure of nonlinear expectations allows us to derive comparably simple rules for updating, which can be well approximated in practice.

1.2 Uncertainty and nonlinear expectations

In this section we introduce the concepts of nonlinear expectations and convex risk measures, and discuss their connection with penalty functions on the space of measures. These objects provide a technical foundation with which to model the presence of uncertainty in a random setting. This theory is explored in some detail in Föllmer and Schied [11]. Other key works which have used or contributed to this theory, in no particular order, are Hansen and Sargent [16] (see also [14, 15] for work related to what we present here), Huber and Ronchetti [17], Peng [24], El Karoui, Peng and Quenez [8], Delbaen, Peng and Rosazza Gianin [5], Duffie and Epstein [7], Rockafellar, Uryasev and Zabarankin [26], Riedel [25] and Epstein and Schneider [9]. We base our terminology on that used in [11] and [5].

We here present, without proof, the key details of this theory as needed for our analysis. To highlight the generic nature of these results, we shall work with a general σ -algebra \mathcal{G} (and filtration $\{\mathcal{G}_t\}_{t \geq 0}$), rather than restricting ourselves to either the full $\{\mathcal{F}_t\}_{t \geq 0}$ or observed $\{\mathcal{Y}_t\}_{t \geq 0}$ filtrations.

Definition 1. For a σ -algebra \mathcal{G} on Ω , let $L^\infty(\mathcal{G})$ denote the space of essentially bounded \mathcal{G} -measurable random variables. A nonlinear expectation on $L^\infty(\mathcal{G})$ is a mapping

$$\mathcal{E} : L^\infty(\mathcal{G}) \rightarrow \mathbb{R}$$

satisfying the assumptions,

- *Strict Monotonicity:* for any $\xi_1, \xi_2 \in L^\infty(\mathcal{G})$, if $\xi_1 \geq \xi_2$ a.s. then $\mathcal{E}(\xi_1) \geq \mathcal{E}(\xi_2)$, and if in addition $\mathcal{E}(\xi_1) = \mathcal{E}(\xi_2)$ then $\xi_1 = \xi_2$ a.s.
- *Constant triviality:* for any constant k , $\mathcal{E}(k) = k$.
- *Translation equivariance:* for any $k \in \mathbb{R}$, $\xi \in L^\infty(\mathcal{G})$, $\mathcal{E}(\xi + k) = \mathcal{E}(\xi) + k$.

A ‘convex’ expectation in addition satisfies

- *Convexity:* for any $\lambda \in [0, 1]$, $\xi_1, \xi_2 \in L^\infty(\mathcal{G})$,

$$\mathcal{E}(\lambda \xi_1 + (1 - \lambda) \xi_2) \leq \lambda \mathcal{E}(\xi_1) + (1 - \lambda) \mathcal{E}(\xi_2)$$

If \mathcal{E} is a convex expectation, then the operator defined by $\rho(\xi) = \mathcal{E}(-\xi)$ is called a convex risk measure. A particularly nice class of convex expectations is those which satisfy the

- ‘Fatou property’ or ‘continuity from above’: For a sequence $\{\xi_n\}_{n \in \mathbb{N}}$ with $\xi_n \downarrow \xi \in L^\infty(\mathcal{G})$ pointwise, $\mathcal{E}(\xi_n) \downarrow \mathcal{E}(\xi)$.

The following theorem (which was expressed in the language of risk measures) is due to Föllmer and Scheid [10] and Frittelli and Rosazza Gianin [12].

Theorem 1. Let \mathcal{M}_1 denote the space of all probability measures on (Ω, \mathcal{F}) absolutely continuous² with respect to P . Suppose \mathcal{E} is a convex expectation

²In our setting, this will imply, in particular, that $Y_0 = 0$ Q -a.s. and $Y_t|(X_t \vee \mathcal{F}_{t-1})$ has a conditional density with respect to μ^t for all $Q \in \mathcal{M}_1$.

with the Fatou property. Then there exists a ‘penalty’ function $\alpha : \mathcal{M}_1 \rightarrow \mathbb{R}^+$ such that

$$\mathcal{E}(\xi) = \sup_{Q \in \mathcal{M}_1} \{E_Q[\xi] - \alpha(Q)\}.$$

In addition, there is a minimal such function, given by

$$\alpha_{\min}(Q) = \sup_{\xi \in L^\infty(\mathcal{G})} \{E_Q[\xi] - \mathcal{E}(\xi)\} \quad \text{for } Q \in \mathcal{M}_1.$$

Provided $\alpha(Q) < \infty$ for some Q equivalent to P , we can restrict our attention to measures in \mathcal{M}_1 equivalent to P without loss of generality.

Classic convex analysis shows that α_{\min} is the Fenchel–Legendre conjugate of \mathcal{E} , and is also a convex function. It is also clear that, as $\mathcal{E}(0) = 0$, we have the identity $\inf_{Q \in \mathcal{M}_1} \{\alpha_{\min}(Q)\} = 0$.

Remark 1. This result gives some intuition as to how a convex expectation can model ‘Knightian’ uncertainty. One considers all the possible probability measures on the space, and then selects the maximal expectation among all measures, penalizing each measure depending on how plausible it is considered. As convexity of \mathcal{E} is a natural requirement of an ‘uncertainty averse’ assessment of outcomes, Theorem 1 shows that this is the only way to construct an ‘expectation’ \mathcal{E} which penalizes uncertainty, while preserving monotonicity, translation equivariance and constant triviality.

In particular, if (and only if) \mathcal{E} is positively homogenous, that is, it satisfies “for any $\lambda \geq 0$, $\mathcal{E}(\lambda\xi) = \lambda\mathcal{E}(\xi)$ ”, then α_{\min} only takes the values $\{0, \infty\}$, and we can rewrite our representation as

$$\mathcal{E}(\xi) = \sup_{Q \in \mathcal{M}^*} \{E_Q[\xi]\}.$$

where $\mathcal{M}^* \subset \mathcal{M}_1$ is the set of measures for which $\alpha(Q) = 0$. In this case, we see that our convex expectation corresponds to taking the maximum of the expectations under a range of possible models for the random system.

The nonlinear expectations considered above have no temporal structure – we have only considered the expectation as an operator on $L^\infty(\mathcal{G})$ for a fixed σ -algebra \mathcal{G} . To incorporate this structure, we now assume we have a filtration $\{\mathcal{G}_t\}_{t \geq 0}$, and observe that further assumptions are needed.

Definition 2. For a fixed horizon $T > 0$, suppose that for each $t < T$ we have a mapping $\mathcal{E}(\cdot|\mathcal{G}_t) : L^\infty(\mathcal{G}_T) \rightarrow L^\infty(\mathcal{G}_t)$. We say that \mathcal{E} is a $\{\mathcal{G}_t\}_{t \geq 0}$ -consistent convex expectation if $\mathcal{E}(\cdot|\mathcal{G}_t)$ satisfies the following assumptions, analogous to those above,

- *Strict Monotonicity:* for any $\xi_1, \xi_2 \in L^\infty(\mathcal{G}_T)$, if $\xi_1 \geq \xi_2$ a.s. then $\mathcal{E}(\xi_1|\mathcal{G}_t) \geq \mathcal{E}(\xi_2|\mathcal{G}_t)$ a.s. and if in addition $\mathcal{E}(\xi_1|\mathcal{G}_t) = \mathcal{E}(\xi_2|\mathcal{G}_t)$ then $\xi_1 = \xi_2$ a.s.
- *Constant triviality:* for $K \in L^\infty(\mathcal{G}_t)$, $\mathcal{E}(K|\mathcal{G}_t) = K$.
- *Translation equivariance:* for any $K \in L^\infty(\mathcal{G}_t)$, $\xi \in L^\infty(\mathcal{G}_T)$, $\mathcal{E}(\xi + K|\mathcal{G}_t) = \mathcal{E}(\xi|\mathcal{G}_t) + K$.

- *Convexity*: for any $\lambda \in [0, 1]$, $\xi_1, \xi_2 \in L^\infty(\mathcal{G}_T)$,

$$\mathcal{E}(\lambda \xi_1 + (1 - \lambda) \xi_2 | \mathcal{G}_t) \leq \lambda \mathcal{E}(\xi_1 | \mathcal{G}_t) + (1 - \lambda) \mathcal{E}(\xi_2 | \mathcal{G}_t)$$

- *Fatou property*: For a sequence $\{\xi_n\}_{n \in \mathbb{N}}$ with $\xi_n \downarrow \xi \in L^\infty(\mathcal{G}_T)$ pointwise, $\mathcal{E}(\xi_n | \mathcal{G}_t) \downarrow \mathcal{E}(\xi | \mathcal{G}_t)$ pointwise for every $t < T$.

and the additional assumptions

- $\{\mathcal{G}_t\}_{t \geq 0}$ -consistency: for any $s < t < T$, any $\xi \in L^\infty$,

$$\mathcal{E}(\xi | \mathcal{G}_s) = \mathcal{E}(\mathcal{E}(\xi | \mathcal{G}_t) | \mathcal{G}_s).$$

- *Relevance*: for any $t < T$, any $A \in \mathcal{G}_t$, $\mathcal{E}(I_A \xi | \mathcal{G}_t) = I_A \mathcal{E}(\xi | \mathcal{G}_t)$.

The assumption of $\{\mathcal{G}_t\}_{t \geq 0}$ -consistency is sometimes simply called ‘time consistency’ or ‘dynamic consistency’ (and is closely related to the validity of the dynamic programming principle), however, it is important to note that this depends on the choice of filtration.

Remark 2. Definition 2 is equivalent to considering a convex expectation with the Fatou property, as in Definition 1 and assuming that for any $\xi \in L^\infty(\mathcal{G}_T)$ and any $t < T$, there exists a random variable ξ_t such that $\mathcal{E}(I_A \xi) = \mathcal{E}(I_A \xi_t)$ for all $A \in \mathcal{G}_t$. In this case, one can define $\mathcal{E}(\xi | \mathcal{G}_t) = \xi_t$ and verify that the definition given is satisfied.

Much work has been done on the construction of dynamic nonlinear expectations. In particular, there have been close relations drawn between these operators and the theory of BSDEs (for a setting covering the discrete-time examples we consider here, see [3]). In terms of the penalty function, a convenient representation is given by the following result (see Föllmer and Schied [11, Theorem 11.17]).

Theorem 2 (‘Cocycle condition’). *Consider a convex operator of the form*

$$\xi \mapsto \mathcal{E}(\xi | \mathcal{G}_t) := \sup_{Q \in \mathcal{M}_1} \{E_Q[\xi | \mathcal{G}_t] - \alpha_t(\omega, Q)\},$$

where α is the Fenchel–Legendre conjugate of $\mathcal{E}(\cdot | \mathcal{G}_t)$. Then \mathcal{E} is a dynamic convex expectation if and only if α_t satisfies the recursion

$$\alpha_t(\omega, Q) = E_Q[\alpha_{t+1}(Q) | \mathcal{G}_t] + \alpha_{t,t+1}(\omega, Q)$$

where $\alpha_{t,t+1}$ is the \mathcal{G}_t -measurable function defined by

$$\alpha_{t,t+1}(\omega, Q) = \text{ess sup}_{\xi \in L^\infty(\mathcal{G}_{t+1})} \{E_Q[\xi | \mathcal{G}_t] - \mathcal{E}(\xi | \mathcal{G}_t)\}.$$

As is typical, we will often suppress the ω argument of α , for notational simplicity. The following corollary is closely related to the continuous-time characterization of Delbaen, Peng and Rosazza Gianin [5].

Corollary 1. *Suppose $T < \infty$. Define $\alpha_{T,T+1}(\omega, Q) = \alpha_T(\omega, Q)$ and $\alpha_{s,s+1}$ as in Theorem 2 for $s < T$. If \mathcal{E} is \mathcal{G}_t -consistent, then we can write*

$$\alpha_t(\omega, Q) = E_Q \left[\sum_{s=t}^T \alpha_{s,s+1}(Q) \middle| \mathcal{G}_t \right].$$

In seeking to understand filtration consistency, the following construction is useful.

Definition 3. Let P, Q be two measures, equivalent on \mathcal{G}_t with \mathcal{G}_t -measurable Radon–Nikodym derivative $(dP/dQ)|_{\mathcal{G}_t}$. We define their ‘pasting at \mathcal{G}_t ’, written $(P \otimes_{\mathcal{G}_t} Q)$, to be the measure on Ω defined by

$$\frac{d(P \otimes_{\mathcal{G}_t} Q)}{dQ} = (dP/dQ)|_{\mathcal{G}_t}.$$

This can be thought of as pasting together the measure P up to time t , then the measure Q after time t . Note that pasting is associative, that is, for any sufficiently equivalent measures P, Q, R and times $s < t$, the iterated pasting

$$P \otimes_{\mathcal{G}_s} Q \otimes_{\mathcal{G}_t} R = (P \otimes_{\mathcal{G}_s} Q) \otimes_{\mathcal{G}_t} R = P \otimes_{\mathcal{G}_s} (Q \otimes_{\mathcal{G}_t} R)$$

is well defined.

To give a converse to Theorem 2, suppose we are given a family of functions $\alpha_{s,s+1}$, we can ask when the convex conjugate of their sum (as defined in the previous corollary) is consistent. This is given by the following definition.

Definition 4. A family of functions $\alpha_{s,s+1} : \Omega \times \mathcal{M}_1 \rightarrow \mathbb{R}^+$ is called a $\{\mathcal{G}_t\}_{t \geq 0}$ -consistent one-step penalty family if

- (i) for each s , $\alpha_{s,s+1}(\omega, Q)$ is \mathcal{G}_s -measurable in ω for each Q ,
- (ii) for some $P^* \in \mathcal{M}_1$, for each s , $\alpha_{s,s+1}(\omega, P^*) = 0$ a.s.
- (iii) for any $P, Q \in \mathcal{M}_1$, any $A \in \mathcal{G}_s$,

$$\alpha_{s,s+1}(\omega, I_A P + I_{A^c} Q) = I_A \alpha_{s,s+1}(\omega, P) + I_{A^c} \alpha_{s,s+1}(\omega, Q)$$

- (iv) for any $P, Q \in \mathcal{M}_1$,

$$\alpha_{s,s+1}(P) = \alpha_{s,s+1}(Q \otimes_{\mathcal{G}_s} P) = \alpha_{s,s+1}(P \otimes_{\mathcal{G}_{s+1}} Q)$$

(so $\alpha_{s,s+1}$ does not depend on the probability of events already known at time s or only known after time $s+1$)

Defining $\alpha_t(Q) = E_Q \left[\sum_{s=t}^T \alpha_{s,s+1}(Q) \middle| \mathcal{G}_t \right]$, backward induction easily shows that its convex conjugate $\mathcal{E}(\cdot | \mathcal{G}_t)$ is $\{\mathcal{G}_t\}_{t \geq 0}$ -consistent (and is convex and has the Fatou property). We say that \mathcal{E} is generated by the one-step penalty family in this context.

Note that for such a family, there is no guarantee that α_t will be minimal or convex (but the conjugate of α_t will be convex). As minimality is usually of little practical significance, this is of no particular concern.

Remark 3. It is worth noting that if P_s is chosen such that $\alpha_{s,s+1}(P_s) = 0$ for all s , then, over finite horizons, we can construct the measure $P^* = P_1 \otimes_{\mathcal{G}_1} P_2 \otimes_{\mathcal{G}_2} \cdots \otimes_{\mathcal{G}_{T-1}} P_T$, so that $\alpha_{s,s+1}(P^*) = \alpha_s(P^*) = 0$ a.s. for all s . Therefore, no generality is gained by allowing P^* to depend on s in (ii).

The following is easy to check, using the cocycle condition and pasting arguments.

Lemma 1. *If $\alpha_{t,t+1}$ is defined as in Theorem 2 and \mathcal{E} has the Fatou property, then it is a $\{\mathcal{G}_t\}_{t \geq 0}$ -consistent one-step penalty family.*

If we allow ourselves to step away from the minimal penalty, then we can also find a version of the penalty which does not change through time.

Theorem 3. *Let $\{\alpha_{t,t+1}\}_{t \geq 0}$ be a $\{\mathcal{G}_t\}_{t \geq 0}$ -consistent one-step penalty family. Then the function*

$$E_Q \left[\sum_{s=1}^T \alpha_{s,s+1}(Q) \middle| \mathcal{G}_t \right] = \sum_{s=1}^{t-1} \alpha_{s,s+1}(Q) + E_Q \left[\sum_{s=t}^T \alpha_{s,s+1}(Q) \middle| \mathcal{G}_t \right]$$

is a penalty function for the convex expectation $\mathcal{E}(\cdot | \mathcal{G}_t)$ generated by $\{\alpha_{t,t+1}\}_{t \geq 0}$. In particular, this gives us the representation

$$\mathcal{E}(\xi | \mathcal{G}_t) = \text{ess sup}_{Q \in \mathcal{M}_1} \left\{ E_Q \left[\xi - \sum_{s=1}^T \alpha_{s,s+1}(Q) \middle| \mathcal{G}_t \right] \right\}.$$

Proof. Let P^* be a measure such that $\alpha_{s,s+1}(P^*) = 0$ for all s . The essential idea is that we can replace Q with the measure defined by $Q' = P^* \otimes_{\mathcal{G}_t} Q$. We then have $E_{Q'}[\xi | \mathcal{G}_t] = E_Q[\xi | \mathcal{G}_t]$ for all $\xi \in L^\infty(\mathcal{G}_T)$ and

$$E_{Q'} \left[\sum_{s=0}^T \alpha_{s,s+1}(Q') \middle| \mathcal{G}_t \right] = E_{Q'} \left[\sum_{s=t+1}^T \alpha_{s,s+1}(Q') \middle| \mathcal{G}_t \right] = \alpha_t(Q).$$

Therefore, we can write

$$\begin{aligned} \mathcal{E}(\xi | \mathcal{G}_t) &= \text{ess sup}_{Q \in \mathcal{M}_1} \{ E_Q[\xi | \mathcal{G}_t] - \alpha_t(Q) \} \\ &= \text{ess sup}_{Q \in \mathcal{M}_1} \left\{ E_{Q'} \left[\xi - \sum_{s=0}^T \alpha_{s,s+1}(Q') \middle| \mathcal{G}_t \right] \right\}. \end{aligned}$$

As $Q' \in \mathcal{M}_1$ for any Q and $\sum_{s=0}^T \alpha_{s,s+1}(Q) \geq \sum_{s=0}^T \alpha_{s,s+1}(Q')$, we see that $Q \mapsto E_Q \left[\sum_{s=0}^T \alpha_{s,s+1}(Q) \middle| \mathcal{G}_t \right]$ is a penalty function for the convex expectation. \square

As a final step in our understanding of these objects, we shall focus our attention on a generalization of the setting of our filtering problem, as described in Section 1.1. We need to define the ‘generators’ of the processes X and Y .

Definition 5. *Let X be a process taking values in the standard basis vectors of \mathbb{R}^N , and Y a process taking values in \mathbb{R} . Let $\{\mathcal{F}_t\}_{t \geq 0}$ be the filtration generated by (X, Y) , and suppose $\mathcal{F} = \mathcal{F}_\infty$. Then $Q \in \mathcal{M}_1$ is defined uniquely by the predictable processes*

$$\begin{aligned} q_t &= E[X_{t+1} | \mathcal{F}_t] = q(\omega, t) \\ \mu_t^i(B) &= Q(Y_{t+1} \in B | \mathcal{F}_t \cap \{X_t = e_i\}) = \mu^i(\omega, B, t) \end{aligned}$$

where $B \in \mathcal{B}(\mathbb{R}^d)$. Requiring that $q(\cdot, t)$ is \mathcal{F}_t -measurable, these quantities are uniquely defined (up to sets of measure zero).

We can then write (with time indices chosen to coincide with those in Section 1.1)

$$q(\omega, t) = A_Q(\omega, t+1)X_t,$$

where A_Q is a process such that $A(\omega, t+1)$ is \mathcal{F}_{t-1} measurable, which takes values in the stochastic matrices and

$$d\mu^i = c(\omega, y, t, e_i)d\mu^t = e_i^\top C(\omega, y, t)e_i d\mu^t$$

where $C(\omega, y, t)$ is the diagonal matrix with diagonal elements given by $c(\omega, y, t, e_i)$.

We call A and C the generators of $(X$ and Y under) Q . When we specify Q using its generators, we write $Q^{A,C}$.

This is, in some sense, an abuse of terminology, as we have not assumed that either X or Y are Markov under Q . To guarantee these quantities exist and determine $Q^{A,C}$, we have the following.

Proof. Consider a measure $Q \in \mathcal{M}_1$. Define $E_Q[X_T|\mathcal{F}_{T-1}] = q_Q$ and for any Borel set $B \subset \mathbb{R}^d$, $\mu_Q^i(B) = Q(Y_T \in B|\mathcal{F}_{T-1}, X_T = e_i)$. It is easy to check that μ_Q^i is, conditionally on \mathcal{F}_{T-1} , a probability measure on $(\mathbb{R}^d, \mathcal{B}(\mathbb{R}^d))$, for each value of i . Furthermore, we know that $\mathcal{F}_T = \mathcal{F}_{T-1} \vee \sigma(X_T, Y_T)$, so on \mathcal{F}_T , Q is determined by three quantities: the restriction $Q|_{\mathcal{F}_{T-1}}$, q_Q and $\{\mu_Q^i\}_{i \leq N}$. This can be seen by considering, for $F \in \mathcal{F}_{T-1}$, $i \leq N$ and $B \in \mathcal{B}(\mathbb{R}^d)$,

$$Q(F \times \{X_T = e_i\} \times \{Y_T \in B\}) = Q|_{\mathcal{F}_{T-1}}(F) \sum_i \langle e_i, q_Q \rangle \mu_Q^i(B).$$

As these sets generate \mathcal{F}_T , Q is determined by these values (by the Carathéodory extension theorem). The result follows by induction. \square

Remark 4. We note that these quantities are naturally required to be predictable, in the sense that $q(\omega, t, \dots)$ is \mathcal{F}_{t-1} -measurable. As we shall see, it will prove convenient to relax this requirement, instead allowing the measures to be chosen dynamically based on the realizations of X and Y to time t , even though this causes a loss of uniqueness in the connection between Q and its generators.

Lemma 2. *If $\{\alpha_{t,t+1}\}_{t \geq 0}$ is an $\{\mathcal{F}_t\}_{t \geq 0}$ -consistent one step penalty family, then $\alpha_{t,t+1}(Q)$ can be written $\hat{\alpha}_{t,t+1}(\omega, q_t, \{\mu_t^i\}_{i \leq N})$, where $\hat{\alpha}_{t,t+1}$ is \mathcal{F}_t -measurable with respect to ω .*

Proof. We know that $\alpha_{t,t+1}$ is an \mathcal{F}_t -measurable function of Q , and if $Q|_{\mathcal{F}_{t+1}} = Q'|_{\mathcal{F}_{t+1}}$, then $\alpha_{t,t+1}(Q) = \alpha_{t,t+1}(Q')$ by assumption (iv) of Definition 4. As $Q|_{\mathcal{F}_{t+1}}$ can be represented by the triple $(Q|_{\mathcal{F}_t}, q_t, \{\mu_t^i\}_{i \leq N})$. However, $\alpha_{t,t+1}$ cannot depend on $Q|_{\mathcal{F}_t}$, again by assumption (iv) of Definition 4, and the result follows. \square

1.3 Markov nonlinear expectations

In the previous section, we have seen the importance of considering the family of measures in \mathcal{M}_1 . This does not immediately mesh well with our analysis of the filtering problem in Section 1.1, where we assumed X was a Markov process and Y_t depends on X only through X_t . Therefore, we now consider a particular class of risk measures, for which a generalized Markov property is preserved. The following result can be seen from the definition of the generators.

Definition 6. Let $\mathcal{M}_M \subset \mathcal{M}_1$ denote the probability measures under which

- X is a Markov chain, that is, for all t , X_{t+1} is independent of \mathcal{F}_t given X_t , and
- $\{Y_s\}_{s \geq t+1}$ is independent of \mathcal{F}_t given X_{t+1} .

Then \mathcal{M}_M corresponds to those measures under which the generators A and C are deterministic processes. Write \mathcal{A} for the collection of generators associated with \mathcal{M}_M .

To extend this slightly, we can allow our processes to depend on the past of the observed process Y .

Definition 7. Let $\mathcal{M}_{M|Y} \subset \mathcal{M}_1$ denote the probability measures under which

- X is a conditional Markov chain, that is, for all t , X_{t+1} is independent of \mathcal{F}_t given X_t and $\{Y_s\}_{s \leq t}$, and
- $\{Y_s\}_{s \geq t+1}$ is independent of \mathcal{F}_t given X_{t+1} and $\{Y_s\}_{s \leq t}$.

Then $\mathcal{M}_{M|Y}$ corresponds to those measures under which the generators A and C are deterministic functions of time and $\{Y_s\}_{s \leq t}$. Write \mathcal{A}_Y for the collection of generators associated with $\mathcal{M}_{M|Y}$.

It is easy to check that all our filtering results in Section 1.1 extend without significant changes to measures in $\mathcal{M}_{M|Y}$.

Theorem 4. Consider an $\{\mathcal{F}_t\}_{t \geq 0}$ -consistent one-step penalty family, where $\alpha_{t,t+1}(Q)$ is a function of ω only through X_t and $\{Y_s\}_{s \leq t}$, that is, we could write

$$\alpha_{t,t+1}(\omega, Q) = \tilde{\alpha}_{t,t+1}(X_t, \{Y_s\}_{s \leq t}, Q)$$

for some measurable deterministic function $\tilde{\alpha}_{t,t+1}$.

Suppose $\alpha_{t,t+1}(P^*) = 0$ for all t , for some $P^* \in \mathcal{M}_{M|Y}$. Then, for any measurable function ϕ , we can write

$$\begin{aligned} & \mathcal{E}(\phi(X_T, \{Y_s\}_{s \leq T}) | \mathcal{F}_t) \\ &= \text{ess sup}_{Q \in \mathcal{M}_{M|Y}} \left\{ E_Q \left[\phi(X_T, \{Y_s\}_{s \leq T}) - \sum_{s=0}^{T-1} \alpha_{s,s+1}(Q) \middle| \mathcal{F}_t \right] \right\} \\ &= \tilde{\phi}(t, X_t, \{Y_s\}_{s \leq t}) \end{aligned}$$

for some function $\tilde{\phi}$.

Proof. Write $\phi_i(y) = \phi(e_i, y, \{Y_s\}_{s < T})$. We know that we can write

$$\begin{aligned} & \mathcal{E}(\phi(X_T, \mathcal{Y}_T) | \mathcal{F}_{T-1}) \\ &= \text{ess sup}_Q \{ E_Q[\phi(X_T, \mathcal{Y}_T) | \mathcal{F}_{T-1}] - \alpha_{T-1,T}(Q) \} \\ &= \text{ess sup}_{q, \{\mu^i\}_{i \leq N}} \left\{ \sum_i \int \phi_i(y) q_i d\mu^i - \alpha_{T-1,T}(X_{T-1}, \{Y_s\}_{s \leq T-1}, q, \mu^i) \right\} \end{aligned}$$

The quantity on the right now clearly depends only \mathcal{F}_{T-1} through X_{T-1} and $\{Y_s\}_{s \leq T-1}$. Therefore, we can find a sequence of measures Q^n defined by

pasting together $P^*|_{\mathcal{F}_{T-1}}$ with choices of q and μ^i (dependent on X_{T-1} and $\{Y_s\}_{s \leq T-1}$) which approach the supremum. Each of these measures Q^n is in $\mathcal{M}_{M|\mathcal{Y}}$ by construction, and by the Doob–Dynkin lemma and the Markov properties we have assumed, we can therefore write $\mathcal{E}(\phi(X_T, \{Y_s\}_{s \leq T})|\mathcal{F}_{T-1}) = \tilde{\phi}(T-1, X_{T-1}, \{Y_s\}_{s \leq T-1})$ for some function $\tilde{\phi}$.

The general result follows by backward iteration. \square

Remark 5. We now observe a potential difficulty in combining this approach with our filter. The penalty function α generally depends on ω through the current state X_t , which we will not observe in our filtering context. This means that the expectation of the time- t penalty given \mathcal{Y}_t , which we might expect to be given by $E_Q[\sum_{s=0}^t \alpha_{s,s+1}(X_s, \{Y_s\}_{s \leq t}, Q)|\mathcal{Y}_t]$, cannot usually be calculated in a recursive manner, as new observations will alter the conditional law of X_s for times $s < t$. This is a significant problem for computation.

We are then faced with two options. The first is that we restrict our attention to using the relative entropy as a penalty, that is, for some $k > 0$,

$$\alpha_{t,t+1}(Q) = kE_Q\left[\log\left(\frac{dQ}{dP}\right)\middle|\mathcal{F}_t\right] = kE_P\left[\frac{dQ}{dP}\log\left(\frac{dQ}{dP}\right)\middle|\mathcal{F}_t\right].$$

This has the advantage that it corresponds to the nonlinear expectation $\mathcal{E}(\xi|\mathcal{F}_t) = -kE_P[\exp(-\xi/k)|\mathcal{F}_t]$, which is consistent for any filtration $\{\mathcal{F}_s\}_{s \geq 0}$, and depends only on the law of $\phi(X_t)$ under the measure P . (These are the only nonlinear expectations with this property, see Graf [13] and Kupper and Schachermayer [23].) In particular, as the risk measure depends only on the law of $\phi(X_t)$ under P , we can write

$$-kE_P[\exp(-\phi(X_t)/k)|\mathcal{Y}_t] = \sup_q \left\{ \sum_i q_i \phi(e_i) - k \sum_i q_i \log(q_i/p_i) \right\}$$

where $p = E_P[X_t|\mathcal{Y}_t]$ and the supremum is taken over probability vectors q . Therefore, there is an equivalent penalty for this problem, depending only on $E[X_t|\mathcal{Y}_t]$, which can be computed recursively. However, this is a significant restriction on the class of penalties which can be considered, as we will discuss in Section 3.2.

The alternative option is to attempt to find another penalty, which will lead to a recursive structure in the observation filtration and which agrees, in some sense, with the penalty already considered. This is the approach we shall now pursue.

The following generalization of our class of generators allows the generator to depend explicitly on the past, in the full information filtration.

Definition 8. Let $\mathcal{A}_{\mathcal{F}}$ denote the space of all pairs (A, C) , where A is an $\{\mathcal{F}_t\}_{t \geq 0}$ -predictable process taking values in the (transposed) transition matrices and C is an $\{\mathcal{F}_t\}_{t \geq 0}$ -predictable processes, taking values in the space of $N \times N$ -diagonal matrix functions, where each diagonal element is a probability density relative to a reference measure μ^t .

Remark 6. Note that $\mathcal{A}_{\mathcal{F}}$ satisfies a pasting property, that is, if we take two generators $A, A' \in \mathcal{A}_{\mathcal{F}}$, then for any time $t \geq 0$ and set $B \in \mathcal{F}_t$, the process

$$\tilde{A}_s := \begin{cases} A_s & s \leq t \\ I_B A_s + I_{B^c} A'_s & s > t \end{cases}$$

also corresponds also to a generator in $\mathcal{A}_{\mathcal{F}}$, and similarly for C .

Remark 7. It is easy to see that, even though we are allowing $\{\mathcal{F}_t\}_{t \geq 0}$ -predictable processes in $\mathcal{A}_{\mathcal{F}}$, if A_t, C_t are $\mathcal{Y}_t \vee \sigma(X_t)$ -measurable for all t , then the corresponding measures $Q^{A,C}$ still lie in $\mathcal{M}_{M|\mathcal{Y}}$. However, there is now no uniqueness of the representation, that is, multiple processes in $\mathcal{A}_{\mathcal{F}}$ will generate the same measure $Q^{A,C}$. The purpose of considering this set will be made clear by the following result.

Theorem 5. *Consider the setting of Theorem 4. Then there exists a function γ such that for any terminal value of the form $\xi = \phi(X_T, \{Y_s\}_{s \leq T})$,*

$$\mathcal{E}(\xi|\mathcal{F}_t) = \text{ess sup}_{A,C \in \mathcal{A}_{\mathcal{F}}} \left\{ E_{Q^{A,C}} \left[\xi - \sum_r \gamma_r(A, C, \{Y_s\}_{s \leq r}) \middle| \mathcal{F}_t \right] \right\}.$$

We call the quantity $\gamma_t(A_t, C_t, \{Y_s\}_{s \leq t})$ the *state-agnostic-Markov-penalty (STAMP)* of the nonlinear expectation.

Proof. As in the proof of Theorem 4, we know that

$$\mathcal{E}(\phi(X_T, \{Y_s\}_{s \leq T})|\mathcal{F}_t) = \text{ess sup}_{Q \in \mathcal{M}_{M|\mathcal{Y}}} \left\{ E_Q \left[\phi(X_T, \{Y_s\}_{s \leq T}) - \sum_{s=0}^{T-1} \alpha_{s,s+1}(Q) \middle| \mathcal{F}_t \right] \right\}.$$

Furthermore, by Lemma 2, restricting to $Q \in \mathcal{M}_{M|\mathcal{Y}}$, we know that $\alpha_{t,t+1}$ is a function only of X_t and $\{Y_s\}_{s \leq t}$ and the conditional laws

$$q_t = A(t+1, \{Y_s\}_{s \leq t})X_t \quad \text{and} \quad d\mu_t^i = e_i^\top C(y, t, \{Y_s\}_{s < t})e_i d\mu^t, \quad i \leq N.$$

That is, we can write

$$\alpha_{r,r+1}(Q^{A,C}, \{Y_s\}_{s \leq r}) = \hat{\alpha}_{r,r+1}(AX_t, C, \{Y_s\}_{s \leq r}).$$

Now define, for $A, C \in \mathcal{A}_{\mathcal{F}}$,

$$\gamma_t(A, C, \{Y_s\}_{s \leq t}) = \sum_i \{ \hat{\alpha}_{t,t+1}(Ae_i, C, \{Y_s\}_{s \leq r}) \}.$$

We know that, for each i , $\hat{\alpha}_{t,t+1}(qP^*, CP^*, e_i, \{Y_s\}_{s \leq t}) = 0$. Given a measure $Q \in \mathcal{M}_{M|\mathcal{Y}}$, for each i , we construct the measure $\tilde{Q}_i = I_{\{X_t = e_i\}}Q + I_{\{X_t \neq e_i\}}P^*$. Let \tilde{A}_i and \tilde{C}_i be the corresponding generators. Using the properties of $\alpha_{t,t+1}$, this measure has the property that

$$\gamma_t(\tilde{A}_i, \tilde{C}_i, \{Y_s\}_{s \leq t}) = \alpha_{t,t+1}(\tilde{Q}_i, e_i, \{Y_s\}_{s \leq t}),$$

and also defines the same law of X_{t+1} and Y_{t+1} as Q , conditionally on $\mathcal{F}_{t-1} \vee \{X_t = e_i\}$. Therefore,

$$\begin{aligned} & \mathcal{E}(\xi|\mathcal{F}_{T-1}) \\ &= \text{ess sup}_{Q \in \mathcal{M}_{M|\mathcal{Y}}} \{ E_Q[\xi|\mathcal{F}_{T-1}] - \alpha_{T-1,T}(Q) \} \\ &= \text{ess sup}_{Q \in \mathcal{M}_{M|\mathcal{Y}}} \sum_i I_{\{X_{T-1} = e_i\}} \{ E_{\tilde{Q}_i}[\xi|\mathcal{F}_{T-1}] - \alpha_{T-1,T}(\tilde{Q}_i) \} \\ &= \text{ess sup}_{A,C \in \mathcal{A}_{\mathcal{F}}} \sum_i I_{\{X_{T-1} = e_i\}} \{ E_{Q^{A,C}}[\xi|\mathcal{F}_{T-1}] - \gamma_{T-1}(A, C, \{Y_s\}_{s < T}) \} \\ &= \text{ess sup}_{A,C \in \mathcal{A}_{\mathcal{F}}} \{ E_{Q^{A,C}}[\xi|\mathcal{F}_{T-1}] - \gamma_{T-1}(A, C, \{Y_s\}_{s < T}) \}. \end{aligned}$$

This works because A, C can be chosen depending on X_{T-1} , as indicated by the pasting property of $\mathcal{A}_{\mathcal{F}}$. The general statement follows by backward induction. \square

Remark 8. Clearly, the STAMP of a nonlinear expectation is not unique. For example, the quantity

$$\gamma_t(A, C, \{Y_s\}_{s \leq t}) = \left(\sum_i \{ \alpha_{t,t+1}(Ae_i, C, \{Y_s\}_{s \leq t}) \}^2 \right)^{1/2}$$

is also a STAMP, for the same nonlinear expectation.

Remark 9. The role of γ_0 is slightly different to γ_t for $t > 0$, as we have not considered the ‘generator’ of X_0 . For clarity, we assume that $X_{-1} \equiv e_1$, so $A_0 X_{-1}$ is a probability vector representing the law of X_0 . Given we have assumed $Y_0 = 0$ a.s., we can see that γ_0 is simply another way of writing the penalty on the initial law of X_0 , which generates \mathcal{F}_0 .

Remark 10. This approach is largely counterintuitive, as taking a process in $\mathcal{A}_{\mathcal{F}}$ corresponds to choosing the generator of a Markov process based on its path. To clarify, consider the following simple example, where we ignore the effect of $\{Y_s\}_{s < t}$:

Suppose X is a 2-state Markov chain under P^* , with (transposed) transition matrix

$$A = \begin{bmatrix} 0.8 & 0.3 \\ 0.2 & 0.7 \end{bmatrix}.$$

Suppose we have a Markov penalty α , so $\alpha_{t,t+1}(Q)$ depends on the one-step distribution of X_{t+1} given X_t (that is, $\alpha_{t,t+1}(Q^{\tilde{A}}) = \hat{\alpha}_{t,t+1}(\tilde{A}X_t)$), and has the property $\alpha(P^*) = \hat{\alpha}(Ae_i) = 0$ for all i .

Over one step, consider a vector ξ such that the penalized expectation

$$Q^{\tilde{A}} \mapsto E_{Q^{\tilde{A}}}[\xi^\top X_{t+1} | X_t] - \alpha(Q^{\tilde{A}}) \equiv \xi^\top \tilde{A}X_t - \hat{\alpha}(\tilde{A}X_t)$$

is minimized by taking \tilde{A} such that

$$X_{t+1} | X_t \sim \begin{cases} (0.6, 0.4) & \text{if } X_t = e_1, \\ (0.5, 0.5) & \text{if } X_t = e_2. \end{cases}$$

This leads to the ‘optimal’ transition matrix

$$\tilde{A} = \begin{bmatrix} 0.6 & 0.5 \\ 0.4 & 0.5 \end{bmatrix}.$$

However, this selection requires α to depend on the current state X_t .

The alternative we propose is to take the penalty γ defined by

$$\gamma(\tilde{A}) = \hat{\alpha}(\tilde{A}e_1) + \hat{\alpha}(\tilde{A}e_2)$$

which clearly does not depend on X_t . The optimizer is then given by the stochastic choice

$$I_{\{X_t=e_1\}} \begin{bmatrix} 0.6 & 0.3 \\ 0.4 & 0.7 \end{bmatrix} + I_{\{X_t=e_2\}} \begin{bmatrix} 0.8 & 0.5 \\ 0.2 & 0.5 \end{bmatrix}.$$

In this way, we have moved the dependence on X_t away from the penalty, replacing it by considering processes in the space of generators.

This leads to a rather odd pair of identities. We have

$$\begin{aligned}
\mathcal{E}(\xi|\mathcal{F}_t) &= \text{ess sup}_{A,C \in \mathcal{A}_Y} \left\{ E_{Q^{A,C}} \left[\xi - \sum_r \alpha_r(\omega, Q^{A,C}, \{Y_s\}_{s \leq r}) \middle| \mathcal{F}_t \right] \right\} \\
&= \text{ess sup}_{A,C \in \mathcal{A}_\mathcal{F}} \left\{ E_{Q^{A,C}} \left[\xi - \sum_r \gamma_r(A, C, \{Y_s\}_{s \leq r}) \middle| \mathcal{F}_t \right] \right\} \\
&\geq \text{ess sup}_{A,C \in \mathcal{A}_Y} \left\{ E_{Q^{A,C}} \left[\xi - \sum_r \gamma_r(A, C, \{Y_s\}_{s \leq r}) \middle| \mathcal{F}_t \right] \right\},
\end{aligned} \tag{4}$$

and the last inequality is often strict. Nevertheless, if we suppose that we are attempting to model parameter uncertainty, so the STAMP arises naturally, the final line still incorporates the essence of this uncertainty. The difference is simply that the parameters considered lie in a smaller class (they cannot depend on the state X). On one hand, this means that the final line defines an operator which is generally *not* consistent in the full information filtration (it fails the criterion of Relevance). On the other hand, we shall see that, after taking a conditional expectation under \mathcal{Y}_t , we do obtain a $\{\mathcal{Y}_t\}_{t \geq 0}$ -consistent nonlinear expectation, based on the same STAMP.

2 Filters and Uncertainty

We now seek to understand how the nonlinearities described in the previous section can be transferred to a partial information setting. As the filter is designed to help us calculate $E[\phi(X_t)|\mathcal{Y}_t]$ recursively, where ϕ is a general function, we will consider the quantities

$$\mathcal{E}(\phi(X_t)|\mathcal{Y}_t) = \text{ess sup}_{Q \in \mathcal{M}_M|\mathcal{Y}} \left\{ E_Q \left[\phi(X_t) - \sum_s \gamma_s(A, C, \{Y_r\}_{r \leq s}) \middle| \mathcal{Y}_t \right] \right\}, \tag{5}$$

where γ is a STAMP of a nonlinear expectation. We shall see that these nonlinear evaluations have their own natural dynamic structure, which can be updated recursively as time moves forward.

Theorem 6. *The nonlinear expectation defined by*

$$\mathcal{E}(\xi|\mathcal{Y}_t) = \text{ess sup}_{A,C \in \mathcal{A}_Y} \left\{ E_{Q^{A,C}} \left[\xi - \sum_s \gamma_s(A, C, \{Y_r\}_{r \leq s}) \middle| \mathcal{Y}_t \right] \right\},$$

where γ is a STAMP, is consistent in the $\{\mathcal{Y}_t\}_{t \geq 0}$ filtration.

Remark 11. It is worth pointing out that the STAMP is such that the consistency of the nonlinear expectation comes about mainly through the space of processes we are permitted to input into essential supremum. In the third line of (4), we included all $\{\mathcal{F}_t\}_{t \geq 0}$ -predictable process in the space $\mathcal{A}_\mathcal{F}$ and took \mathcal{F}_t -conditional expectations, so we obtained an $\{\mathcal{F}_t\}_{t \geq 0}$ -consistent nonlinear expectation. Here, we restrict our attention to the $\{\mathcal{Y}_t\}_{t \geq 0}$ -predictable generator processes \mathcal{A}_Y and take \mathcal{Y}_t -conditional expectations, and so obtain a *different*

nonlinear expectation, which will be $\{\mathcal{Y}_t\}_{t \geq 0}$ -consistent. Both of these nonlinear expectations are defined with the same STAMP, so can be said to model the same underlying parameter uncertainty; the consistency comes from the class of generators considered and the conditional expectations used.

Proof. First recall that $\mathcal{A}_{\mathcal{Y}}$ is closed under pasting, in the sense that for a generator $(A, C) \in \mathcal{A}_{\mathcal{Y}}$ with corresponding measure $Q^{A, C}$, the pasted measures $P^* \otimes_{\mathcal{Y}_t} Q^{A, C}$ and $Q^{A, C} \otimes_{\mathcal{Y}_t} P^*$ also correspond to generators in $\mathcal{A}_{\mathcal{Y}}$. Let $(A^{\downarrow t}, C^{\downarrow t})$ denote the generator of $Q^{A, C} \otimes_{\mathcal{Y}_t} P^*$ and $(A^{\uparrow t}, C^{\uparrow t})$ the generator of $P^* \otimes_{\mathcal{Y}_t} Q^{A, C}$.

For any $(A, C) \in \mathcal{A}_{\mathcal{Y}}$, (omitting the $\{Y_r\}_{r \leq s}$ argument of γ_s for clarity)

$$\begin{aligned} & E_{Q^{A, C}} \left[\xi - \sum_s \gamma_s(A, C) \middle| \mathcal{Y}_t \right] \\ &= E_{Q^{A, C}} \left[E_{Q^{A, C}} \left[\xi - \sum_{s > t} \gamma_s(A, C) \middle| \mathcal{Y}_{t+1} \right] - \sum_{s \leq t} \gamma_s(A, C) \middle| \mathcal{Y}_t \right] \\ &= E_{Q^{A^{\downarrow t}, C^{\downarrow t}}} \left[E_{Q^{A^{\uparrow t}, C^{\uparrow t}}} \left[\xi - \sum_{s=0}^T \gamma_s(A^{\uparrow t}, C^{\uparrow t}) \middle| \mathcal{Y}_{t+1} \right] - \sum_{s=0}^T \gamma_s(A^{\downarrow t}, C^{\downarrow t}) \middle| \mathcal{Y}_t \right] \end{aligned}$$

The result follows by pasting and taking the supremum in $\mathcal{A}_{\mathcal{Y}}$. \square

Given the consistency of the nonlinear expectation in the observation filtration, and the fact that the penalty does not depend on the (unobserved) state (as it comes from the STAMP), it is reasonable to hope that the nonlinear expectation will be well behaved when combined with the filter. In the following, we write \mathbb{R}_{++}^N for the (strictly) positive orthant in \mathbb{R}^N , and S^N for the probability simplex

$$S^N = \{x \in \mathbb{R}_{++}^N : |x| = 1\},$$

so measures on the state of the N -state process X can be written as vectors in S^N .

Theorem 7. *Consider a nonlinear expectation, with STAMP $\gamma(A, C, t)$. Then, for any function ϕ , the nonlinear expectation of a function of the current state can be written*

$$\mathcal{E}(\phi(X_t) | \mathcal{Y}_t) = \text{ess sup}_{p \in S^N} \left\{ \sum_i \phi(e_i) p_i - \kappa_t(p) \right\}$$

where κ_t satisfies the (forward) recursion

$$\kappa_t(p) = \text{ess inf}_{A, C \in \mathcal{A}_{\mathcal{Y}}} \left\{ \kappa_{t-1}(p^{\overleftarrow{A, C}}) + \gamma_t(A, C, \{Y_s\}_{s \leq t}) \right\} \quad (6)$$

with initial penalty κ_0 prescribed at time zero. Here $\kappa : S^N \rightarrow \overline{\mathbb{R}}$, $p^{\overleftarrow{A, C}}$ denotes any vector in S^N such that $p \propto (C_t A_t) p^{\overleftarrow{A, C}}$, and the essential infimum is taken over all such vectors $p^{\overleftarrow{A, C}}$ (as well as over A, C).

Remark 12. The intuition of this result is simple. For any measure p on the unobserved state X_t , the penalty κ_t on p comes from two sources: the penalty on the corresponding filtered state at time $t-1$, and the penalty on the parameters

between times $t - 1$ and t . Minimizing over all possible sources gives us the minimal penalty on p .

This intuition also further clarifies our use of a STAMP – in the full information case, the optimization would be over $\mathcal{A}_{\mathcal{F}}$, as the paths of generators considered may depend on the states X_t , while in the partial information case, we only consider generators in $\mathcal{A}_{\mathcal{Y}}$, as the states X_t are unobserved.

Remark 13. If γ is such that $\gamma_t(A, C, \{Y_s\}_{s \leq t}) = \infty$ for all A, C such that CA is not invertible, then $p^{\overleftarrow{A}, C}$ can be replaced by $(C_t A_t)^{-1} p$. This corresponds to only considering C such that X_t does not determine the support of Y_t (the distributions are all equivalent), and only considering those A for which the chain moves sufficiently slowly (for example, requiring that $|I - A|_{ij} < 1/N$ is sufficient).

Proof. We know that we can write

$$\mathcal{E}(\phi(X_t)|\mathcal{Y}_t) = \text{ess sup}_{Q \in \mathcal{M}_{M|\mathcal{Y}}} \{E_Q[\phi(X_t) - \beta(Q)|\mathcal{Y}_t]\},$$

where $\beta(Q^{A,C}) = \sum_s \gamma_s(A, C)$. If we consider the pasted measure $Q^{A,C} \otimes_{\mathcal{Y}_t} P^*$, we can create a new penalty $\beta^t(Q^{A,C}) = \sum_{s \leq t} \gamma_s(A, C, \mathcal{Y}_s)$, which induces the same nonlinear expectation on \mathcal{Y}_t , and moreover is \mathcal{Y}_t -measurable.

We proceed by induction, with the hypothesis that

$$\kappa_t(E_Q[X_t|\mathcal{Y}_t]) = \text{ess inf}_{Q' \in \mathcal{M}_{M|\mathcal{Y}}} \{\beta^t(Q') : E_{Q'}[X_t|\mathcal{Y}_t] = E_Q[X_t|\mathcal{Y}_t]\}. \quad (7)$$

For $t = 0$, as we have assumed $Y_0 = 0$ a.s., $\mathcal{F}_0 = \sigma(X_0)$ and \mathcal{Y}_0 is trivial. Therefore, a measure $Q \in \mathcal{M}_1$ is determined uniquely (up to sets of measure zero) by the distribution of $X_0|Y_0$ (equivalently, of the unconditional distribution of X_0), and (7) is trivial.

We suppose (7) holds up to time $t - 1$. For each $Q \in \mathcal{M}_{M|\mathcal{Y}}$, we have

$$E_Q[\phi(X_t)|\mathcal{Y}_t] = \sum_i \phi(e_i) q_i$$

where $q \in S^N$ is the solution to the filtering equations up to time t under Q . Therefore, we have the representation (omitting dependence of γ_t on $\{Y_s\}_{s \leq t}$ for clarity)

$$\begin{aligned} \mathcal{E}(\phi(X_t)|\mathcal{Y}_t) &= \text{ess sup}_{Q \in \mathcal{M}_M} \{E_Q[\phi(X_t)|\mathcal{Y}_t] - \beta^t(Q)\} \\ &= \text{ess sup}_{C,A} \left\{ \sum_i \phi(e_i) q_i - \beta^{t-1}(Q) - \gamma_t(A, C) \right\}. \end{aligned}$$

The recursive nature of the filter implies that $X_t|\mathcal{Y}_t$ depends on \mathcal{Y}_{t-1} only through the distribution of $X_{t-1}|\mathcal{Y}_{t-1}$. Therefore, as we only need to consider the measures approaching the above supremum, we can replace $\beta^{t-1}(Q)$ with

$$\begin{aligned} &\text{ess inf}_{Q' \in \mathcal{M}_{M|\mathcal{Y}}} \left\{ \beta^{t-1}(Q') : E_{Q'}[X_{t-1}|\mathcal{Y}_{t-1}] = E_Q[X_{t-1}|\mathcal{Y}_{t-1}] \right\} \\ &= \kappa_{t-1}(E_Q[X_{t-1}|\mathcal{Y}_{t-1}]), \end{aligned}$$

which we know from our inductive hypothesis. From the filtering equations under Q , we also know that $q \propto C_t A_t E_Q[X_{t-1}|\mathcal{Y}_{t-1}]$, so we can write

$$\mathcal{E}(\phi(X_t)|\mathcal{Y}_t) = \text{ess sup}_{C,A,q'} \left\{ \sum_i \frac{\phi(e_i) C_t A_t q'_i}{|C_t A_t q'|} - \kappa_{t-1}(q') - \gamma_t(A, C) \right\}$$

Changing variables, we have

$$\mathcal{E}(\phi(X_t)|\mathcal{Y}_t) = \text{ess sup}_{p \in S^N} \left\{ \sum_i \phi(e_i) p_i - \kappa_t(p) \right\}$$

where (with the convention $\inf \emptyset = \infty$),

$$\kappa_t(p) := \text{ess inf}_{A,C} \left\{ \kappa_{t-1}(p^{\overleftarrow{A,C}}) + \gamma_t(A, C) \right\}. \quad (8)$$

To complete our induction, we need to verify that (7) holds at time t , that is,

$$\text{ess inf}_{Q' \in \mathcal{M}_{M|\mathcal{Y}}} \left\{ \beta_t(Q') : E_{Q'}[X_t|\mathcal{Y}_t] = E_Q[X_t|\mathcal{Y}_t] \right\} = \kappa_t(E_Q[X_t|\mathcal{Y}_t]).$$

For a fixed p , given the recursivity of the filter and the structure of our filtration, the space of measures $Q' \in \mathcal{M}_{M|\mathcal{Y}}$ such that $E_{Q'}[X_t|\mathcal{Y}_t] = p$ can be described by the values of $Q'|_{\mathcal{F}_{t-1}}$, A' and C' , with the restriction

$$p = C'_t A'_t E_{Q'}[X_{t-1}|\mathcal{Y}_{t-1}].$$

Therefore, as $\beta^t(Q^{A,C}) = \beta^{t-1}(Q^{A,C}) + \gamma_t(A, C)$,

$$\begin{aligned} & \text{ess inf}_{Q' \in \mathcal{M}_{M|\mathcal{Y}}} \left\{ \beta^t(Q') : E_{Q'}[X_t|\mathcal{Y}_t] = p \right\} \\ &= \text{ess inf}_{A,C,Q''} \left\{ \beta^{t-1}(Q'') + \gamma_t(A, C) \right\} \\ &= \text{ess inf}_{A,C} \left\{ \text{ess inf}_{Q''} \left\{ \beta^{t-1}(Q'') \right\} + \gamma_t(A, C) \right\} \end{aligned}$$

where in each line $Q'' \in \mathcal{M}_{M|\mathcal{Y}}$ is required to satisfy $p = C_t A_t E_{Q''}[X_{t-1}|\mathcal{Y}_{t-1}]$, and $A, C \in \mathcal{A}_{\mathcal{Y}}$. The quantity on the right then clearly agrees with (8), by induction. \square

This result gives a fundamentally simple way of looking at the uncertainty of the filter. One simply propagates the initial uncertainty, which is described by the penalty κ_0 , forward in time. This gives the corresponding penalty on the state X_t given \mathcal{Y}_t . Given the penalty, it is a relatively straightforward task to calculate the (nonlinear conditional) expectations of any random variable $\phi(X_t)$.

2.1 Asynchronous penalties

In a similar way to above, we can give the penalty associated with $\mathcal{E}(\phi(X_t)|\mathcal{Y}_s)$, for $s \neq t$. We simply sketch the relevant calculations, as their derivations are of the same type as the results above. This simplifies into two distinct cases: $s < t$ and $s > t$.

2.1.1 The predictor ($s < t$)

In this setting, we can consider replacing our problem with one where $Y_r \equiv Y_s$ for all $s < r \leq t$. This is clearly equivalent, as no new information is revealed

by Y after time s , and so the corresponding generator C is simply the identity matrix. Therefore, by precisely the same arguments as above, we can write

$$\mathcal{E}(\phi(X_t)|\mathcal{Y}_s) = \text{ess sup}_{p \in S^N} \left\{ \sum_i \phi(e_i) p_i - \kappa_{s,t}(p) \right\}$$

where $\kappa_{s,t}$ satisfies the recursion

$$\kappa_{s,t}(p) = \text{ess inf}_{A \in \mathcal{A}_Y} \left\{ \kappa_{s,t-1}(p^{\overleftarrow{A}}) + \gamma_t(A, C = I, \{Y_r\}_{r \leq s}) \right\}$$

with initial value (at time s) $\kappa_{s,s} = \kappa_s$, as defined in Theorem 7, and where $p^{\overleftarrow{A}}$ denotes any vector in S^N with $p^{\overleftarrow{A}} = Ap$.

2.1.2 The smoother ($s > t$)

To compute the smoother in a closed form, we need to work with the more general recursion (3) for the matrix $R_{t,s}$ (as discussed in Section 1). This is defined by the equation

$$R_{t,s+1} = E[X_{s+1} X_t^\top | \mathcal{Y}_{s+1}] = C_{s+1} A_{s+1} R_{t,s}.$$

with initial value $R_{t,t} = \text{diag}(E[X_t | \mathcal{Y}_t])$, and takes values in the space of non-negative matrices with entries summing to 1. Given R , we can easily calculate $E_P[X_t | \mathcal{Y}_s] = R_{t,s}^\top \mathbf{1}$.

Therefore, through the same logic as above, we see that

$$\mathcal{E}(\phi(X_t)|\mathcal{Y}_s) = \text{ess sup}_{p \in S^N} \left\{ \sum_i \phi(e_i) p_i - \kappa_{t,s}(p) \right\}$$

where $\kappa_{t,s}(p) = \inf_{R: R^\top \mathbf{1} = p} K_{t,s}(R)$ and K satisfies the recursion

$$K_{t,s}(R) = \text{ess inf}_{A, C \in \mathcal{A}_Y} \left\{ K_{t,s-1}(R^{\overleftarrow{A, C}}) + \gamma_t(A_t, C_t, \{Y_s\}_{s \leq t}) \right\},$$

where $R^{\overleftarrow{A, C}}$ is any matrix with $R^{\overleftarrow{A, C}} \propto C_t A_t R$, and the recursion has initial value $K_{t,t}(\text{diag}(p)) = \kappa_t(p)$ (and value $+\infty$ for non-diagonal matrices).

3 Statistical calibration and uncertainty

In terms of practical applications, a STAMP is also a natural object to consider when calibrating a filter. Suppose that we are in the setting of Section 1.1, but that the ‘true’ generators A and C are to be calibrated statistically (prior to implementing the filter). Then we do not know the true measure $P = Q^{A, C}$. A natural replacement is to use the statistical estimates \hat{A}, \hat{C} , and to calculate the filter under the corresponding measure $Q^{\hat{A}, \hat{C}}$. This gives estimates for the state, but fails to incorporate the uncertainty due to our estimation of the generators.

Given we have estimated our generators, we could consider a confidence region D of *constant* generators, centred around (\hat{A}, \hat{C}) , and then to consider all the corresponding measures $\{Q^{A', C'} : (A', C') \in D\}$. This would naturally give us a range of possible values for our filter estimates $E_{Q^{A', C'}}[\phi(X_t) | \mathcal{Y}_t]$; working with the supremum over $(A', C') \in D$ would give a convex expectation,

with a degree of ‘robustness’ to errors in our estimates. This approach yields the nonlinear expectation corresponding to the penalty

$$\alpha(Q^{A',C'}) = \begin{cases} 0 & (A', C') \in D, \\ \infty & (A', C') \notin D. \end{cases}$$

The above approach can be seen as imposing too sharp a restriction – one penalizes using the confidence region, rather than a smooth function, so models near the edge of the confidence region are treated equally to those nearest the estimates, but models just outside the region are not considered. A reasonable alternative comes from penalizing according to the log-likelihood of the estimation problem, that is, if (\hat{A}, \hat{C}) are the estimates obtained by maximizing a log-likelihood ℓ (after parameterizing the plausible values of A, C in such a way that the domain of the likelihood is given by an open subset of \mathbb{R}^m for some m), then

$$\alpha(Q^{A',C'}) = k\ell(A', C')$$

is (generally) a continuous function, and is a natural choice of penalty for the parameters, for some choice of robustness parameter $k > 0$. In particular, if \mathbf{A} and \mathbf{C} are parameterizations of A, C with estimates $\hat{\mathbf{A}}, \hat{\mathbf{C}}$, and these estimates come from an approximately normal sampling distribution with mean (\mathbf{A}, \mathbf{C}) and variance-covariance Σ , this corresponds to a penalty coming from the squared Mahalanobis distance

$$\alpha(Q^{A',C'}) = -\frac{k}{2}(\mathbf{A}' - \hat{\mathbf{A}}, \mathbf{C}' - \hat{\mathbf{C}})^\top \Sigma^{-1}(\mathbf{A}' - \hat{\mathbf{A}}, \mathbf{C}' - \hat{\mathbf{C}}).$$

Hansen and Sargent [14] consider problems related to these, however they penalize by the entropy of the measure $Q^{A',C'}$ relative to P^* (with A', C' constant), rather than choosing a penalty based on the parameter choice directly. This significantly simplifies their setting, given the nice properties of the entropy.

In general, if we restrict to constant (or purely time-dependent) parameters, this nonlinear expectation will not have any time-consistency properties, either in the full information filtration $\{\mathcal{F}_t\}_{t \geq 0}$, or in the smaller observation filtration $\{\mathcal{Y}_t\}_{t \geq 0}$. In other words, the operator $\text{ess sup}_{A',C'} \{E_{Q^{A',C'}}[\phi(X_t)|\mathcal{Y}_t]\}$ will not generally be $\{\mathcal{Y}_t\}_{t \geq 0}$ -consistent, and so optimal dynamic decisions based on this operator cannot be calculated using dynamic programming. Furthermore, while each parameter choice leads to a recursive filter, it is necessary to keep track of *all* choices of parameters in the recursion (i.e. to calculate the filter separately for each choice of parameters) which is computationally intensive. These concerns led Hansen and Sargent [15] to consider time-dependent choices of parameters, which could depend on the hidden state (and so correspond loosely to our set $\mathcal{A}_{\mathcal{F}}$) within an entropy penalization setting.

We have seen above that for the full information filtration, time consistency can be guaranteed by considering $(A', C') \in \mathcal{A}_{\mathcal{F}}$, that is, looking at $\{\mathcal{F}_t\}_{t \geq 0}$ -predictable processes in the space of generators. Therefore, a natural choice of one-step penalty is to take

$$\gamma(t, A', C') = k\ell(A', C')$$

(or similarly for the Mahalanobis distance or confidence region based penalties), and then to use the penalty

$$\alpha(Q^{A',C'}) = \sum_t \gamma(t, A'_t, C'_t). \quad (9)$$

In this way, a STAMP arises in a natural way as a representation of the uncertainty in the generators of the process.

Remark 14. One might be concerned that (9) leads to poor behaviour as the number of observations becomes large, as the penalty accumulates with the sum taken up to the horizon. In fact, as the filtering equations have good ergodic properties (under reasonable assumptions, see for example van Handel [27]) this does not occur. As the filter behaviour at times in the distant past has little impact on the present, optimization over Q naturally chooses a measure close to P^* for such times. In this way, the system will naturally self-regulate, with the uncertainty which applies to random variables at time t depending only in a small way on the behaviour of our processes at times distant from t .

Remark 15. If estimation is done under the assumption that the parameters are constant, then it may seem unreasonable to consider time-dependent choices of parameters in the filter. However, this can be justified by applying the broad principle that, if it is not possible to determine the value of the parameters below a certain level of precision, then it is certainly not possible to determine whether those parameters are constant or could vary, at a scale below the precision of estimation. This variation is precisely what we consider.

3.1 Parametric and non-parametric robustness

In the discussion above, we have focussed on a form of ‘parametric’ robustness, as we have considered the penalty on a measure $Q^{A,C}$, where A, C are to be estimated parametrically. This may appear a somewhat restrictive assumption, but does not need to be so, as the parameterization chosen may be very general. For example, we will below consider parameterizing the generator A by its off-diagonal entries – which exhaustively defines the space of possible values for A . Our earlier analysis (in particular, Theorem 4) guarantees that, if we assume a Markov structure, then it is sufficient to consider $Q \in \mathcal{M}_{M|Y}$, but does not restrict our analysis further to a parametric family.

On the other hand, parametric models are natural in some settings, and may render our problem more tractable. In particular, if we allow Y to take values from a distribution with support \mathbb{R}^d , then the space of possible measures for Y is infinite-dimensional. The requirement of our method is simply that we have a means of effectively searching this space, and a penalty function γ indicating the difference between a given measure and the reference measure. This could be achieved, for example, by considering a nonparametric approach to estimating the conditional law of Y , and bootstrapping error estimates accordingly.

For simplicity, one could more easily consider parametric models for Y , where the penalty function is then based on the parameters of the distributions. In our example below, we have a model where $Y_t|X_t$ is assumed to have a Gaussian law, with uncertain mean. Effectively, this restricts our attention to the subset of the measures $\mathcal{M}_{M|Y}$ corresponding to this parametric family.

3.2 Risk-sensitive filtering

It is worth discussing at this point the connections between our approach and what is often called ‘risk-sensitive filtering’, see for example James, Baras and Elliott [18], Dey and Moore [6], or the review of Boel, James and Petersen [2]

and references therein (from an engineering perspective) or Hansen and Sargent [15, 16] (from an economic perspective). In their setting, one uses the nonlinear expectation defined by

$$\mathcal{E}(\xi|\mathcal{Y}_t) = -k \log E_P[\exp(-\xi/k)|\mathcal{Y}_t],$$

for some choice of robustness parameter $1/k > 0$. As indicated in Remark 5, this leads to significant simplification, as consistency and recursivity is guaranteed in every filtration, and the corresponding penalty function is given by the conditional relative entropy

$$\alpha_t(Q) = kE_Q[\log(dQ/dP)|\mathcal{F}_t],$$

the one-step penalty can be calculated accordingly. The optimization for the nonlinear expectation can be taken over \mathcal{M} , so this approach has a claim to be including ‘nonparametric’ uncertainty, as all measures are considered, rather than purely Markov measures or measures in a parametric family. At the same time, we know from Theorem 4 that restricting to $\mathcal{M}_{M|\mathcal{Y}}$ does not change the values of the nonlinear expectation.

The difficulty with this approach is that it does not allow for easy incorporation of knowledge of the error of estimation of \hat{A}, \hat{C} in the level of robustness – the only parameter available to choose is k , which multiplies the relative entropy. This is typically left constant (if it is allowed to vary, this must be done carefully to ensure consistency of the nonlinear expectation). A small choice of k corresponds to a small penalty, hence a very robust expectation, but this robustness is not directly linked to the estimation of (A, C) . Therefore the impact of statistical estimation error remains obscure, as k is chosen largely exogenously of this error. For this reason, our approach, which directly allows for the penalty to be based on the statistical estimation of the generators, has practical advantages over this simpler method.

One way of blending these approaches, which we shall not pursue further here, is to use the statistically motivated penalty α_t defined by (9), but then to calculate

$$\mathcal{E}(\xi|\mathcal{Y}_t) = \sup_{A,C} \left\{ -k_e \log(E_{Q^{A,C}}[\exp(-\xi/k_e)|\mathcal{Y}_t]) - \alpha_t(Q^{A,C}) \right\}$$

which is equivalent to using the combined penalty

$$\tilde{\alpha}_t(Q) = \inf_{A,C} \left\{ \alpha_t(Q^{A,C}) + k_e E_Q[\log(dQ/dQ^{A,C})|\mathcal{F}_t] \right\}.$$

This combines both the parametric and nonparametric approaches, while retaining computational simplicity. In particular, one might choose a relatively large parameter k_e for the entropy penalty, indicating confidence in the parametric model, but still have low confidence in the estimation of parameters (and so have a relatively small penalty α_t).

3.3 Bayesian estimation

An alternative to this approach is to simply take a prior distribution over the parameters A, C , which could be motivated statistically (in an empirical Bayes-type setup). This will lead to a different assessment of the uncertainty in our

model, where we calculate the filter under each set of parameters, then integrate out their effect using the prior distribution. In essence, a Bayesian approach will simply ‘wash out’ the estimates of the current state, by moving them towards uninformative distributions. A Bayesian approach cannot represent any further uncertainty aversion, and does not indicate the level of certainty one is willing to place in the estimates. Given the output of a Bayesian model is simply a distribution over the states of the unseen process, when one observes an uninformative distribution, it is not clear whether this is due to uncertainty in the parameters or uninformative observations.

Nevertheless, a Bayesian perspective can help to clarify the use of the negative log-likelihood as a choice of penalty function. In a classical fully Bayesian framework, suppose we have a hierarchical model with distribution p_t for X_t where p_t is drawn from a given hyperprior distribution. This hyperprior allows us to describe our uncertainty in p_t , so we will consider the posterior distribution of p_t given \mathcal{Y}_t . Working in terms of the log-density, the posterior distribution of p_t can be obtained from observing

$$\ell_{p_t, p_{t-1}, A, C | \mathcal{Y}_t} = \ell_{p_t | p_{t-1}, A, C, \mathcal{Y}_t} + \ell_{Y_t | A, C, \mathcal{Y}_{t-1}, p_{t-1}} + \ell_{A, C | \mathcal{Y}_{t-1}, p_{t-1}} + \ell_{p_{t-1} | \mathcal{Y}_{t-1}}. \quad (10)$$

A fully Bayesian approach would then be to convert this into a probability distribution, then integrate out the unknown variables p_{t-1}, A, C . This gives us the posterior distribution of p_t , and again integrating we obtain the posterior distribution of X_t . However, this is only one approach to dealing with this hierarchical structure.

The filter gives us a way of calculating p_t given p_{t-1}, A, C, Y_t which ‘optimally’ (in some sense) incorporates the information in Y_t . Therefore, the first two terms on the right of (10) can be omitted, provided we restrict ourselves to the filter dynamics $p_t \propto C(Y_t) A p_{t-1}$. Next, instead of integrating out over the values of A, C , we will maximize the likelihood over these values, yielding the equation (where we write $\tilde{\ell}$ to indicate we are not dealing with the unconditional likelihood obtained through integration)

$$\tilde{\ell}_{p_t | \mathcal{Y}_t} = \sup_{A, C} \left\{ \ell_{A, C | \mathcal{Y}_{t-1}, p_{t-1}} + \ell_{p_{t-1} | \mathcal{Y}_{t-1}} \right\}.$$

If we now take $\tilde{\ell}_{p_{t-1} | \mathcal{Y}_{t-1}}$ in the place of $\ell_{p_{t-1} | \mathcal{Y}_{t-1}}$, we have a recursive equation. We propagate $\tilde{\ell}$ through time, using these nonlinear dynamics, which yields a ‘maximized’ log-likelihood with which to work. In effect, we obtain the ‘maximal posterior likelihood’ of p_t given \mathcal{Y}_t (where the maximization is over the uncertain parameters), subject to the filter dynamics. In some sense, this approach will search the space of possible choices of A, C , to obtain the ‘best’ fitting choice of parameters. This means that we allow our observations to modify our choice of parameters, rather than treating them as strictly ‘prior’. This modification in turn leads to increased robustness.

If we now assume A, C are independent of $\mathcal{Y}_{t-1}, p_{t-1}$, then our dynamics become

$$-\tilde{\ell}_{p_t | \mathcal{Y}_t} = \inf_{A, C} \left\{ -\tilde{\ell}_{p_{t-1} | \mathcal{Y}_{t-1}} - \ell_{A, C} \right\}.$$

Finally, we observe that this is precisely the dynamics of (6), with $\kappa_t(p_t) = -\tilde{\ell}_{p_t | \mathcal{Y}_t}$ and $\gamma_t(A, C) = -\ell_{A, C}$. In this way we see that a Bayesian perspective

lends some support to the use of negative log-likelihood (or a multiple thereof) as a penalty function.

Remark 16. The theory of nonlinear expectations is mainly a scalar theory, in that it deals with the ‘expectations’ of real valued random variables. This means that we will not give a meaning to ‘the expected state of X ’, as this is fundamentally a multivariate quantity. In a Bayesian setting, to obtain a point-estimate it is common to use a loss function, and choose the estimate to minimize the posterior expected loss. This can be implemented in our setting also, allowing us to extend our theory to ‘robust’ estimates of general quantities. In particular, for a given loss function L , for a random variable ξ (which may be multi-dimensional), we can consider the estimate

$$\hat{\xi} = \arg \inf_{\tilde{\xi} \in \mathbb{R}^k} \mathcal{E}(L(\tilde{\xi} - \xi) | \mathcal{Y}_t).$$

Provided the loss is bounded (which is often the case, as X_t takes values in a bounded set) and strictly convex, this is the infimum of a strictly convex function with respect to $\tilde{\xi}$, and so will be uniquely defined.

4 Numerical considerations

We now consider the implementation and calculation of these penalty functions. We shall consider two main approaches, one computationally intensive, based on function approximation via regression and numerical optimization, and the other based on a simple quadratic approximation, in a transformed space. We shall see that the representation of uncertainty using each of these two approaches is qualitatively similar, over reasonably long horizons, yet the latter is much quicker to compute and more numerically stable. We give an example of these methods below, for a three-state hidden Markov chain.

4.1 Regression based approach

The first numerical approach we shall consider depends on direct approximation of the function κ_t , through (6), which we reproduce for convenience

$$\kappa_t(p) = \text{ess inf}_{A, C \in \mathcal{A}_Y} \{ \kappa_{t-1}(p^{\overleftarrow{A, C}}) + \gamma_t(A, C, \{Y_s\}_{s \leq t}) \}.$$

For each p , suppose we know how to calculate $\kappa_{t-1}(q)$ for every $q \in S^N$. Then the right hand side of the recursion can be calculated through standard numerical optimization, given appropriate parameterization of the generators A, C . If we calculate $\kappa_t(p)$ for a large number of vectors p , we can then infer the value of $\kappa_t(p)$ for every p through interpolation, or more generally, through an appropriate functional regression technique.

Practically, this approach can be improved by modifying the domain of κ_t , to account for edge effects in S^N . One approach is to work on \mathbb{R}^{N-1} , transforming probabilities via the multinomial logit transformation

$$\lambda : S^N \rightarrow \mathbb{R}^{N-1}, (p_1, p_2, \dots, p_N) \mapsto (\log(p_1/p_N), \log(p_2/p_N), \dots, \log(p_{N-1}/p_N)) \quad (11)$$

which has a simple, closed form inverse. One then approximates the function $\tilde{\kappa}_t : \mathbb{R}^{N-1} \rightarrow \mathbb{R}, r \mapsto \kappa_t(\lambda^{-1}(r))$ using regression and (6). Further improvement

in behaviour can be obtained by ensuring that the minimum value taken by $\tilde{\kappa}_t$ is zero, by applying a constant shift after regression.

This is a flexible approach, and makes no assumptions about the shape of either κ_t or $\tilde{\kappa}_t$. However, it is difficult to implement for two reasons. First is the necessity for numerical optimization, which can easily be parallelized, but is inefficient (this is the primary computational challenge of this approach). Secondly, the approximation of the function $r \mapsto \kappa_t(\lambda^{-1}(r))$ through regression suffers from the curse of dimensionality, and so is not suitable for large N (in particular, for even moderately large N one needs an overwhelmingly large number of approximation points, each of which requires an optimization routine to compute). As these functions will need to be evaluated many times in the optimization routine, efficiency of calculation is of high importance.

Practically, both of these issues will lead to bias arising in the approximation of the penalty function. Inaccuracies in numerical optimization (in particular if it does not converge to a global optimum) and the smoothing effects of regression (coupled with the convexity of the surface) will both lead to systematic *over-estimates* of the penalty, corresponding to an underestimate of the uncertainty of the filter. As mentioned above, this can be partly corrected by applying a constant shift to the calculated values, to ensure that the minimum penalty is zero. Furthermore, as the penalty at the value of the filter calculated under the reference measure should take a value of zero, and this should be the minimum value of the (convex) penalty, computational errors can be partially detected by evaluating $\kappa_t(p_t^*)$. We expect that these errors will not accumulate in the long run, due to the ergodic behaviour of the filter.

4.2 Quadratic approximation

Given the difficulties of optimization and regression, an alternative is to take a quadratic approximation to the function κ . In particular, one can do this for the modified penalty function $\tilde{\kappa} : r \mapsto \kappa_t(\lambda^{-1}(r))$. The modified penalty is useful as it does not suffer from edge effects due to the boundaries of S^N . (However, this does introduce an asymmetry between the states in the approximation, as the logistic transformation does not treat the state e_N in the same way as each of the other states.) As we shall see, a quadratic approximation in the logistic space is qualitatively similar to the results obtained from the regression method, lending empirical support to this choice of approximation.

Suppose $\tilde{\kappa}_{t-1}$ is well represented by a quadratic, that is,

$$\tilde{\kappa}_{t-1}(r) = (r - \bar{r}_{t-1})^\top D_{t-1} (r - \bar{r}_{t-1})$$

so $[D_{t-1}]_{ij} = \frac{\partial^2}{\partial r_i \partial r_j} \tilde{\kappa}_{t-1}$, and $\bar{r}_{t-1} = \lambda^{-1}(p_{t-1}^*)$. Given the convexity of κ and differentiability of λ , D_{t-1} will be a positive semidefinite matrix. Suppose we also have γ arising from a Mahalanobis distance, that is, writing \mathbf{A} for a parameterization of A (that is, A parameterized as a vector, in a form which removes linear redundancies), and similarly \mathbf{C} for C , we define

$$\gamma_t(A, C) = (\mathbf{A} - \mathbf{A}^*, \mathbf{C} - \mathbf{C}^*)^\top \Sigma^{-1} (\mathbf{A} - \mathbf{A}^*, \mathbf{C} - \mathbf{C}^*) \quad t > 0.$$

In particular, γ is also given by a quadratic. We can then proceed to calculate an approximate version of $\tilde{\kappa}_t$ as follows.

While λ is defined on S^N , it can be naturally written as a function in \mathbb{R}_{++}^N , and has the property that $\lambda(cp) = \lambda(p)$ for all $c > 0$. This implies that the filter equation $p_{t-1} \mapsto p_t \propto CAp_{t-1}$ transforms to $r_{t-1} \mapsto \lambda(CA\lambda^{-1}(r_{t-1}))$. Approximating this (nonlinear) recursion linearly around (\bar{r}, A^*, C^*) , that is, around the transformed filter state and parameters under the reference measure, we have

$$r_t = \lambda(AC\lambda^{-1}(r_{t-1})) \approx \bar{r}_t + \psi_r(r_{t-1} - \bar{r}_{t-1}) + \psi_{AC}(\mathbf{A} - \mathbf{A}^*, \mathbf{C} - \mathbf{C}^*).$$

Explicit calculations for ψ_r and ψ_{AC} are given in an appendix. Rearranging this, assuming that ψ_r is invertible (which is the case for reasonable values of A^*, C^*), we obtain

$$r_{t-1} \approx \psi_r^{-1}\left(r_t - \bar{r}_t - \psi_{AC}(\mathbf{A} - \mathbf{A}^*, \mathbf{C} - \mathbf{C}^*)\right) + \bar{r}_{t-1}. \quad (12)$$

We wish to calculate, for a given r_t ,

$$\tilde{\kappa}_t(r_t) = \inf_{A, C} \left\{ \tilde{\kappa}_{t-1}(r_{t-1}) + \gamma_t(A, C, \{Y_s\}_{s \leq t}) \right\},$$

where $r_t = \lambda(AC\lambda^{-1}(r_{t-1}))$. The term inside the infimum can be approximated

$$\begin{aligned} & \tilde{\kappa}_{t-1}(r_{t-1}) + \gamma_t(A, C, \{Y_s\}_{s \leq t}) \\ & \approx \tilde{\kappa}_{t-1}\left(\psi_r^{-1}\left(r_t - \bar{r}_t - \psi_{AC}(\mathbf{A} - \mathbf{A}^*, \mathbf{C} - \mathbf{C}^*)\right) + \bar{r}_{t-1}\right) \\ & \quad + (\mathbf{A} - \mathbf{A}^*, \mathbf{C} - \mathbf{C}^*)^\top \Sigma^{-1}(\mathbf{A} - \mathbf{A}^*, \mathbf{C} - \mathbf{C}^*) \\ & = (\mathbf{A} - \mathbf{A}^*, \mathbf{C} - \mathbf{C}^*)^\top \Sigma_{\text{full}}^{-1}(\mathbf{A} - \mathbf{A}^*, \mathbf{C} - \mathbf{C}^*) \\ & \quad - 2B_{\text{full}}(\mathbf{A} - \mathbf{A}^*, \mathbf{C} - \mathbf{C}^*) + H_{\text{full}}, \end{aligned}$$

where

$$\begin{aligned} \Sigma_{\text{full}}^{-1} &= \Sigma^{-1} + (\psi_r^{-1}\psi_{AC})^\top D_{t-1}(\psi_r^{-1}\psi_{AC}), \\ B_{\text{full}} &= (\psi_r^{-1}(r_t - \bar{r}_t))^\top D_{t-1}\psi_r^{-1}\psi_{AC}, \\ H_{\text{full}} &= (\psi_r^{-1}(r_t - \bar{r}_t))^\top D_{t-1}(\psi_r^{-1}(r_t - \bar{r}_t)). \end{aligned}$$

This is simply a quadratic functional, which can be optimized (with respect to \mathbf{A}, \mathbf{C} , assuming the parameterization is done in such a way that no restrictions are placed on \mathbf{A}, \mathbf{C}) in closed form. Taking the minimum, we obtain

$$\begin{aligned} \tilde{\kappa}_t(r_t) &= \text{ess inf}_{A, C \in \mathcal{A}_Y} \left\{ \tilde{\kappa}_{t-1}(r_{t-1}) + \gamma_t(A, C, \{Y_s\}_{s \leq t}) \right\} \\ &\approx H_{\text{full}} - B_{\text{full}}\Sigma_{\text{full}}B_{\text{full}}^\top \\ &= (r_t - \bar{r}_t)^\top D_t(r_t - \bar{r}_t) \end{aligned}$$

where D_t is the approximate³ second derivative of $\tilde{\kappa}_t$ at \bar{r}_t , and is given by the matrix Riccati difference equation

$$\begin{aligned} D_t &= (\psi_r^{-1})^\top \left[D_{t-1} - D_{t-1}\psi_r^{-1}\psi_{AC} \left(\Sigma^{-1} + (\psi_r^{-1}\psi_{AC})^\top D_{t-1}(\psi_r^{-1}\psi_{AC}) \right)^{-1} \right. \\ & \quad \left. \times (\psi_r^{-1}\psi_{AC})^\top D_{t-1} \right] \psi_r^{-1}. \end{aligned}$$

³This is only an approximation, as the optimization itself depends on the approximation of $\kappa_{t-1}(r_{t-1})$ as a quadratic in r_t , which is spoiled by the linear approximation used in (12). Effectively, we have approximated the calculation of κ by a Linear-Quadratic control problem.

Using the Woodbury matrix lemma, this can be simplified to a particularly easy recursion for D_t^{-1}

$$\begin{aligned} D_t^{-1} &= \psi_r \left(D_{t-1}^{-1} + (\psi_r^{-1} \psi_{AC}) \Sigma (\psi_r^{-1} \psi_{AC})^\top \right) \psi_r^\top \\ &= \psi_r D_{t-1}^{-1} \psi_r^\top + \psi_{AC} \Sigma \psi_{AC}^\top. \end{aligned} \quad (13)$$

This formula is straightforward and quick to calculate, and provides a direct forward recursion with which to approximate $\tilde{\kappa}_t$. We calculate D_t recursively, using the fact that Σ is an input to the problem, and ψ_r, ψ_{AC} are calculated based on the filtering equations, evaluated at the reference measure.

Remark 17. We can see D^{-1} as a ‘local uncertainty matrix’, which describes our lack of knowledge of r near our reference point r^* . The eigenvectors of D^{-1} then give the ‘principal directions’ of uncertainty, and when the dimension of r is large, it may be worthwhile preferentially considering the directions corresponding to the largest eigenvalues of D^{-1} , which is where the penalty κ increases slowest.

We can also see, from (13), that the dynamics of D^{-1} have a simple intuitive form. The uncertainty at time t is made up of $\psi_r D_{t-1}^{-1} \psi_r^\top$, the uncertainty based on time $t-1$ modified by its marginal impact on r_t , plus $\psi_{AC} \Sigma \psi_{AC}^\top$, the additional uncertainty on the parameters over the interval $t-1 \rightarrow t$, modified by their marginal impact on r_t . We expect that the ergodic behaviour of the filter will typically imply that $\psi_r D_{t-1}^{-1} \psi_r^\top$ is ‘smaller’, in some sense (for example, has smaller eigenvalues), than D_{t-1}^{-1} , leading to stability of this system.

Remark 18. As the effect of A and C appears in the same way in the filter and the penalty function, we could also separate out the prediction step $p \rightarrow Ap$ from the correction step $Ap \rightarrow CAp$, and calculate the penalty approximation accordingly, by applying (13) for each step, with the corresponding term in the place of ψ_{AC} .

Remark 19. It is difficult to see, analytically, how close this approximation will be to the true penalty κ . However, there is good reason to believe that the error will not become large, even for long time horizons. As time progresses, the measure chosen in the distant past ceases to be important (as is indicated by the ergodic properties of the filter, see van Handel [27]). Therefore, the optimization will naturally ‘focus attention’ on measures near the reference measure, as this is where κ is minimized (i.e. the measure chosen to minimize the penalty at time t will have a law of X_s similar to the law of X_s under P^* , for $s \ll t$). Fortunately, this is also where the approximation is most accurate, suggesting that the error of approximation should remain stable over long periods. Given the quadratic approximation does not suffer from computational errors due to numerical optimization or regression, it is arguably a more reliable method to approximate the penalty, as well as being much faster.

5 A model application

5.1 Model setup

In order to demonstrate the effectiveness of these methods, we shall consider the following simple three-state example.

Suppose that X comes from a three-state Markov chain with ‘true’ transition matrix

$$A_{\text{true}} = \begin{bmatrix} 0.8 & 0.1 & 0.05 \\ 0.15 & 0.8 & 0.15 \\ 0.05 & 0.1 & 0.8 \end{bmatrix}.$$

Observations Y are taken in \mathbb{R}^2 , arising from a pair of independent normal random variables with unit variance, and state-dependent means

$$E[Y_t^1|X_t] = (m^1)^\top X_t = \begin{cases} 1.5 & X_t = e_1 \\ 2 & X_t = e_2 \\ 2.5 & X_t = e_3 \end{cases} \quad E[Y_t^2|X_t] = (m^2)^\top X_t = \begin{cases} 2.5 & X_t = e_1 \\ 2 & X_t = e_2 \\ 1.5 & X_t = e_3 \end{cases}$$

We run this system, for 100 time steps, and observe both X and Y (for simplicity, we start X in state e_1). Given these observations, we estimate A , m^1 and m^2 , using an MLE approach.

For the Markov chain, it is classical that if N_{ij} denotes the number of transitions observed from $j \rightarrow i$, then the MLE is given by $\hat{A}_{ij} = N_{ij} / \sum_k N_{kj}$. An asymptotic approximation to the covariance of the estimators is given by

$$\text{var}(\hat{A}_{ij}) \approx \hat{A}_{ij}(1 - \hat{A}_{ij}) / \sum_k N_{kj}, \quad \text{cov}(\hat{A}_{ij}, \hat{A}_{kl}) \approx -\hat{A}_{ij}\hat{A}_{kl} / \sum_m N_{mj}$$

for $k \neq i$ and $\text{cov}(\hat{A}_{ij}, \hat{A}_{kl}) = 0$ for $j \neq l$. We parameterize these matrices by the off-diagonal entries (and will ignore the requirement that these entries are positive when making the quadratic approximation to the penalty).

For the observation process, we estimate m^1 and m^2 in the usual way (given full observations, via MLE), giving estimates by taking the mean observed Y , grouped by the state of X , with standard error $\text{se}(\hat{m}^1) = \text{se}(\hat{m}_j^2) = (\sum_i N_{ij})^{-1/2}$ (given the observation variance is known to be one) and independence between components of \hat{m}^1 and \hat{m}^2 . These estimates of A, m^1, m^2 are asymptotically independent, and we use the inverse variance matrix of these estimates as the weighting in our Mahalanobis distance penalty.

In what follows, we shall consider in some detail one particular simulation. This is clearly not a comprehensive study of the properties of the filter and penalties under our approach, but gives some insight into its performance, at least for some parameter values. The full details of these simulations, the values obtained and the code used, are available from the author.

For our particular simulation, we obtain the following estimates:

$$\hat{A} = \begin{bmatrix} 0.7037 & 0.1764 & 0.0263 \\ 0.2222 & 0.7059 & 0.1316 \\ 0.0740 & 0.1176 & 0.8421 \end{bmatrix}, \quad \hat{m}^1 = \begin{bmatrix} 1.744 \\ 2.015 \\ 2.211 \end{bmatrix}, \quad \hat{m}^2 = \begin{bmatrix} 2.285 \\ 1.675 \\ 1.461 \end{bmatrix}.$$

with corresponding variances (the covariances were also computed and included, but are not presented for simplicity, asterisks refer to quantities which are de-

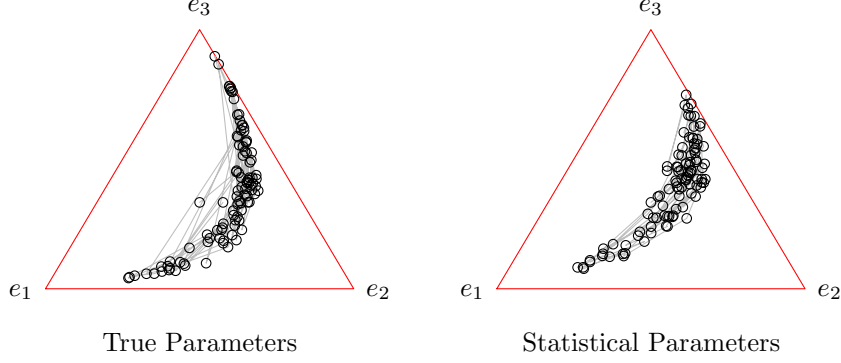


Figure 1: The paths of the filter for our simulation, under the true and statistically estimated parameters, plotted on the probability simplex.

fined implicitly by the other terms)

$$V(\hat{A}) = \begin{bmatrix} * & 4.2744 & 0.6743 \\ 6.4014 & * & 3.0070 \\ 2.5403 & 3.0531 & * \end{bmatrix} \times 10^{-3},$$

$$V(\hat{m}^1) = V(\hat{m}^2) = \begin{bmatrix} 3.7037 \\ 2.8571 \\ 2.6316 \end{bmatrix} \times 10^{-2}.$$

Given these estimates and their errors, we restart our processes, running for 100 timesteps. We then calculate the filtered state, using the *estimated* parameters, rather than the true parameters. We initialize the filter in the uninformative uniform distribution over the states. The paths of these two filters, plotted on the probability simplex (so the probability of a state corresponds to the distance to the opposite side of the equilateral triangle) are shown in Figure 1. It is clear that there is a significant difference between the paths, due to the nontrivial error in the parameter estimates.

We can then calculate our filter using each of our two approximations. We initialize the penalty as the quadratic $\tilde{\kappa}_1(r) = r_1^2 + r_2^2$ in both cases, working in the logistic space (and so $\kappa_1(\bar{r}) = 0$ where $\bar{r} = (0, 0)$ corresponds to the uniform initial distribution).

5.2 Penalty estimates

To calculate the regression estimate of κ_t , for each time we use 3000 randomly chosen points (distributed normally around \bar{r}_t with $4I_2$ variance) at which we calculate the solution to (6) using numerical optimization. This was implemented in the R environment for statistical computing, using standard computational methods. A Nelder–Mead optimization method (the `optim` command in R) was used to do this, with a maximum of 7000 optimization steps, and

a simple linear penalty to enforce the constraints (when optimizing over $p^{\overleftarrow{A,C}}$ for a given p, A, C , and to enforce nonnegativity of A). Using these points, the function κ_t was approximated using nearest neighbour regression with a neighbourhood of 25 points. These parameters were sufficient to give a practical degree of stability to the algorithm, however, even with the optimization being run in parallel on 12×3 GHz processors (with hyperthreading leading to 24 virtual cores), each time step took on average 15.44 minutes to calculate, and a noticeable degree of error accumulated (as observed through the value of κ at the probability corresponding to the reference measure, which was not at the minimum of κ , nor had the value zero).

To calculate the quadratic approximation, we simply implemented (13), using the expansions for the derivatives given in the appendix. The results can be observed in Figures 2, 3 and 4, which show the (integer valued) contours of the estimated penalties, at a variety of times (after adding a constant to ensure that the minimum penalty calculated via regression is zero). In addition, the reference probability is given by a small circle on each plot, and the probability under the filter with the ‘true’ parameter values is indicated by an asterisk.

For small time horizons, the difference between the quadratic approximation and the regression approximation is small, particularly given the numerical error in the quadratic approximation. This error is easily observable due to the lack of convexity of the calculated penalty (nearest neighbour regression does not enforce convexity, or any other significant shape restrictions). We can also see that the approximation appears to be working well when the probabilities become close to degeneracy, as occurred at time 20. However, recovery from this near-singular point proved difficult for the regression algorithm, and at time 30, regression errors and the failure of the optimization routines caused the regression approximation to drift noticeably – the reference measure is clearly not at the minimum of the approximated surface. The linear approximation of the filter, which forms the basis of the quadratic approximation, is also poor at this point, leading to a probable distortion in the approximation. Nevertheless, by time 40, this has begun to be eliminated, as this earlier behaviour is naturally forgotten by the filter. We can see that at times 50, 70 and 90, the quadratic and regression approximations again look qualitatively similar. This is particularly notable due to the significant differences observed at time 30 (as these are incorporated iteratively into all subsequent regression estimates) and given that the regression method makes no significant assumptions regarding the shape of the penalty function.

To observe the error in the regression method, in Figure 5 we plot the values $\kappa_t(p_t^*)$ as estimated by the regression approach, that is, evaluating the penalty at the filtered values corresponding to the MLE parameter estimates. We again add a constant shift to the regression estimate to ensure that the minimum penalty is zero. As the true value of $\kappa_t(p_t^*) \equiv 0$, this gives a crude description of the net error in the regression method. For this simulation, the error rises initially, then appears to stabilize after ~ 40 timesteps. The bump from times 20–30 corresponds to the period when the regression approximation diverged qualitatively from the quadratic approximation, as mentioned above. However, there was then a significant error at $t = 92$, where the optimization failed to converge, and the error became large. These issues could be improved by taking an increase in the number of points and a more carefully designed optimiza-


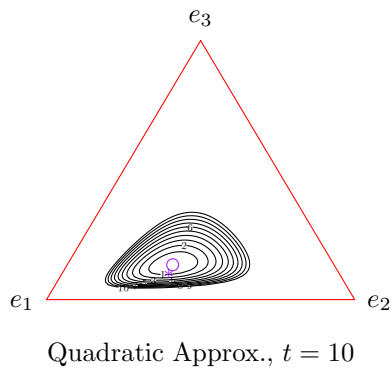
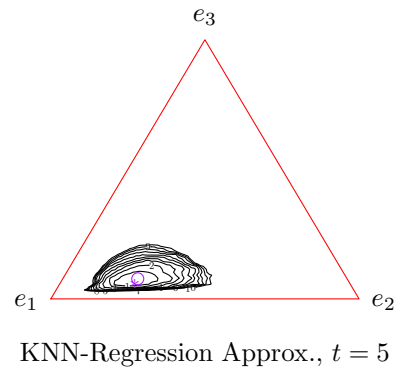
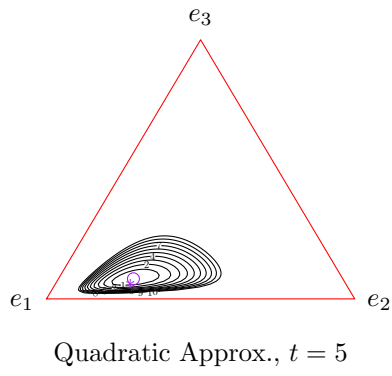
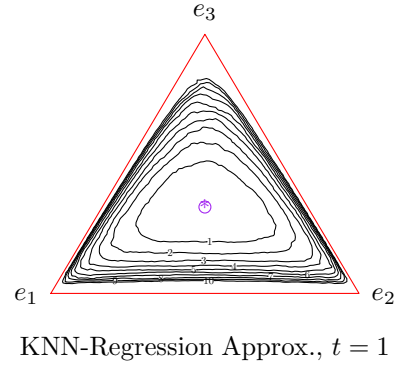
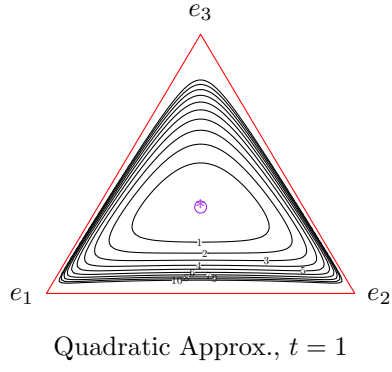


Figure 2: The estimates of the penalty function κ , for times $t = 1, 5, 10$

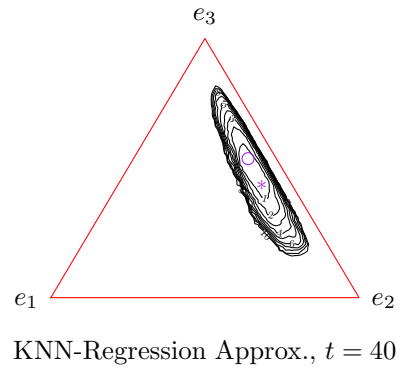

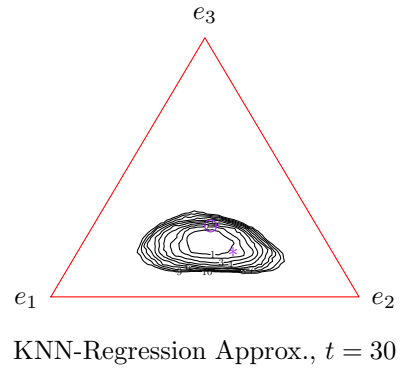
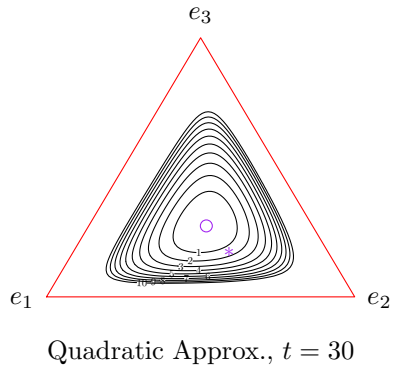
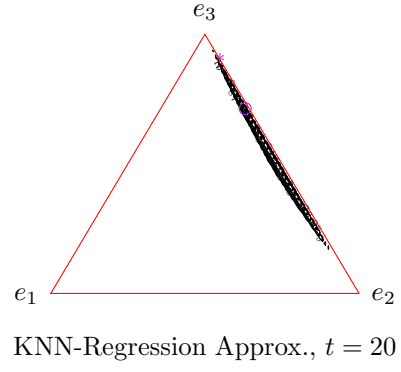
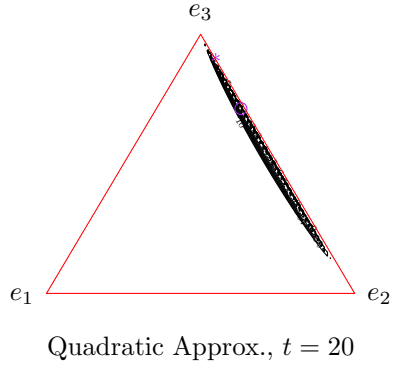


Figure 3: The estimates of the penalty function κ , for times $t = 20, 30, 40$

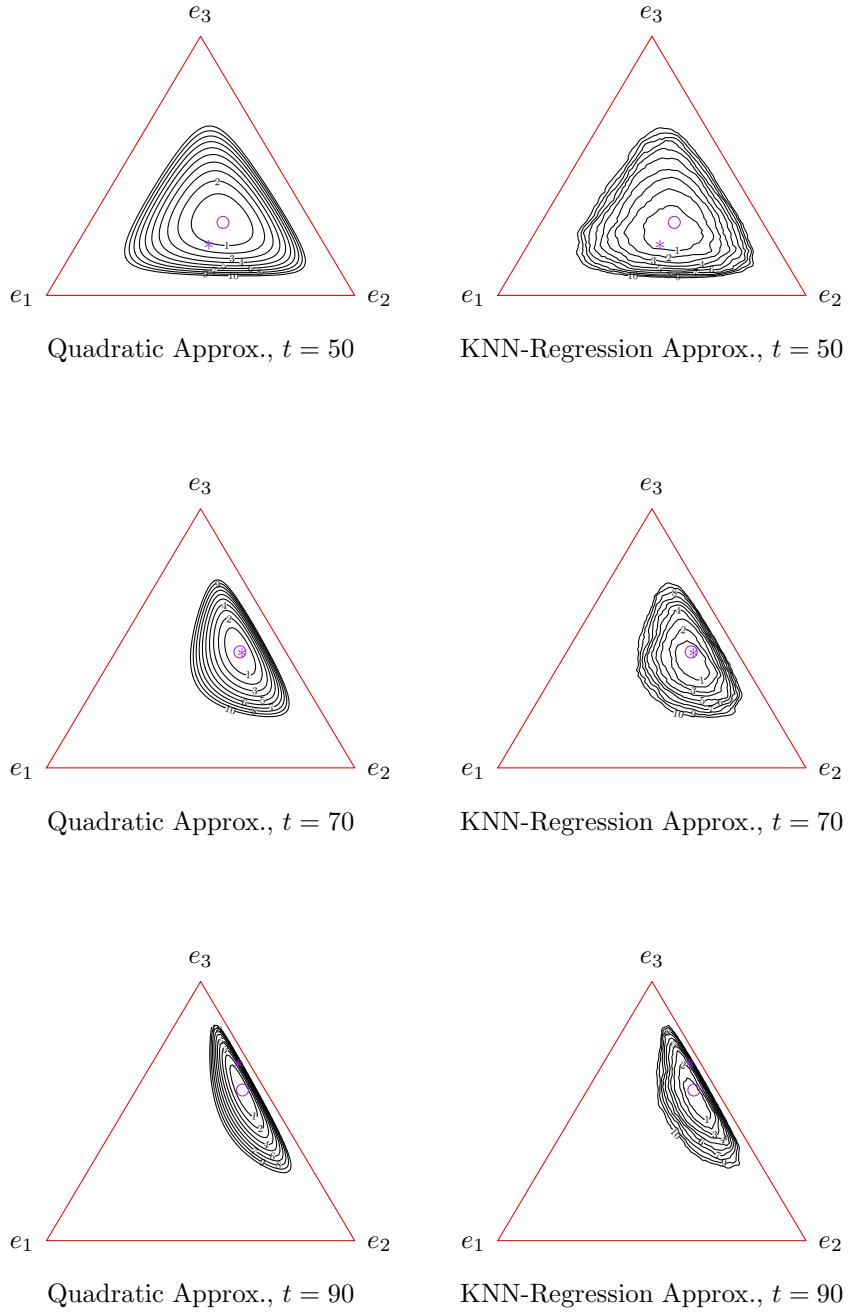


Figure 4: The estimates of the penalty function κ , for times $t = 50, 70, 90$

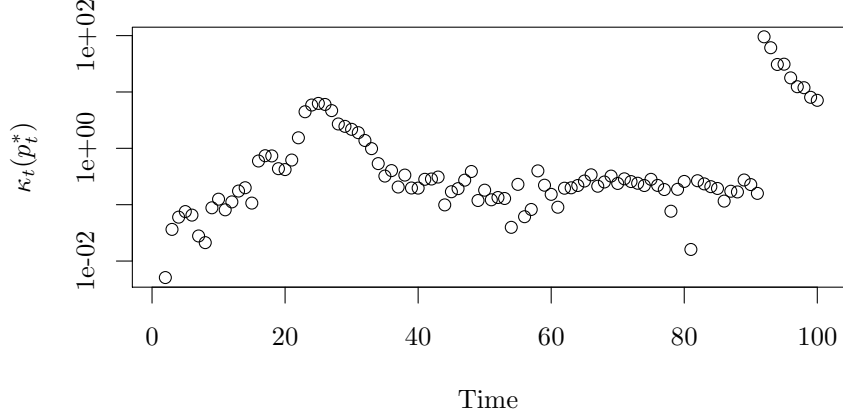


Figure 5: Values of $\kappa_t(p_t^*)$ under the regression approximation (log scale)

tion procedure, but are suggestive of the fragility of the regression-optimization system, at least on a short timescale.

5.3 Robust probabilities

To further demonstrate the effects of uncertainty aversion, we plot here (Figure 6) the values of $k\mathcal{E}(\frac{1}{k}e_1^\top X_t|\mathcal{Y}_t)$, for $k = \pm 0.2, \pm 0.1, \pm 0.05$. Equivalently, we change the scale factor premultiplying the penalty, by multiplying κ_t by $|k|$, and considering the random variables $\pm e_1^\top X_t = \pm I_{\{X_t=e_1\}}$. These form upper and lower values of the probability of being in state 1, for a variety of levels of uncertainty-aversion (smaller values of k give wider bounds on the probability). We also plot the estimated probability $P^*(X_t = e_1|\mathcal{Y}_t)$ under both the statistically estimated measure (centre line) and the ‘true’ parameters (asterisks). For these plots, we use the quadratic approximation of the penalty.

In Figure 6, one can observe that the uncertainty in the probability does vary through time, and the scale of the uncertainty is not uniquely determined by the probability under the reference measure. For example, comparing the ranges at times $t = 7$ and 10 , $t = 13$ and 18 or $t = 15$ and 16 , where the reference probabilities are very similar, but the range of probabilities under uncertainty varies significantly. This phenomenon cannot be captured using an entropic penalty (with fixed risk-aversion).

We can also look at the behaviour of the penalty evaluated at the probability given by filtering with the ‘true’ parameters. For our simulation, the penalty at these values typically takes values between 0 and 5, with occasionally higher values. However, we cannot expect any generic long-horizon behaviour, as we have only considered one particular parameter estimate, so no large-sample theory can be used with regard to the statistical estimation of the parameters.

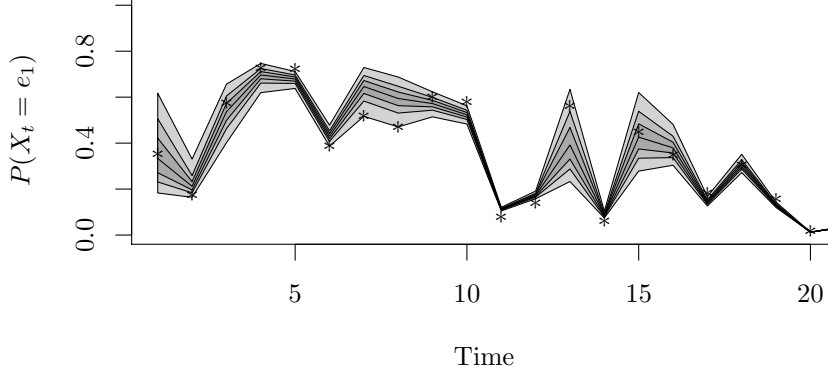


Figure 6: Estimates of $P(X_t = e_1)$, for various levels of uncertainty aversion. The estimates under the ‘true’ parameters are shown with asterisks.

5.4 Comparing with the ‘true’ parameters

To give a qualitative assesment of the behaviour our our penalty function, for the full distribution of parameter estimates, we rerun our simulations. This provides us with independent parameter estimates, observations and filter estimates, for 250 samples with the same sample horizon for parameter estimation, a horizon of 1000 for calculating the penalized filter, and considering only samples where, in the initial estimation phase, transitions in and out of all states of X were observed.

Using the quadratic approximation, we see that on average $\sim 90\%$ of the observed values satisfy $\kappa_t(p_t^{\text{true}}) \leq 4$ (Figure 7), however this statistic has considerable variability between simulations, depending largely on the accuracy of the statistical estimates of the parameters.

5.5 Are penalties entropic?

One remaining question is whether an entropic penalty naturally arises when considering uncertain parameters. That is, we can ask whether we have a penalty of the form

$$\kappa_t^{\text{ent}}(p_t) = k_t H(p|p_t^*) = \alpha_t \sum_i p_i \log(p_i/(p_t^*)_i),$$

where k is potentially permitted to be a random process. This would correspond more closely with what is commonly studied under the name risk-averse filtering (as discussed in Section 3.2). We can address this question in two ways. First,

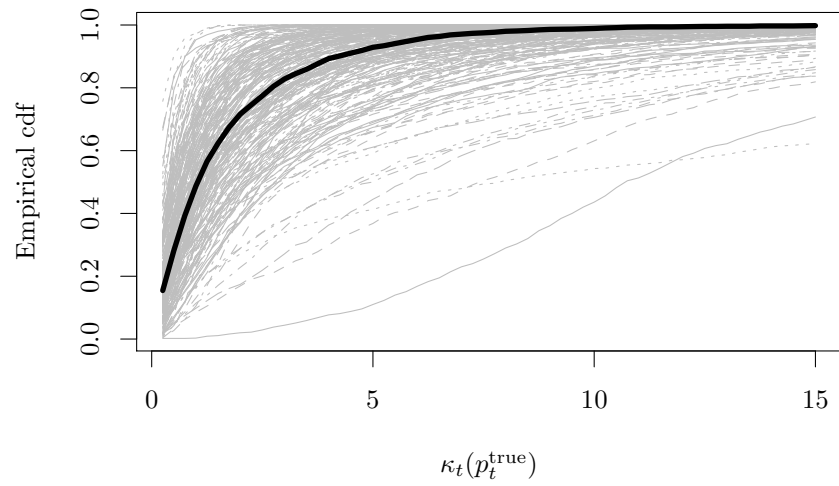


Figure 7: Empirical cdfs of the values of $\kappa_t(p_t^{\text{true}})$ through time, for 250 independent simulations of length 1000. The median cdf is shown in bold.

we can consider whether a quadratic approximation of the entropic penalty corresponds to the penalties we have derived. Secondly, we can consider the empirical values of the penalty we have obtained from our simulations.

For the first approach, we can see that the relative entropy is a smooth function of p , that its gradient vanishes at $p = p^*$, and that its Hessian matrix at p^* is given by the diagonal matrix with entries $1/p_i^*$. As our earlier quadratic approximations were after taking the logistic transformation λ , we therefore obtain the approximate quadratic

$$\tilde{\kappa}_t^{\text{ent}}(r) \approx (r - \bar{r}_t)^\top \underbrace{\left(\frac{\partial \lambda^{-1}}{\partial r} \Big|_{r=\bar{r}_t} \right)^\top \cdot \text{diag}(k_t/p_i^*) \cdot \left(\frac{\partial \lambda^{-1}}{\partial r} \Big|_{r=\bar{r}_t} \right)}_{=\partial^2 \tilde{\kappa}^{\text{ent}}/\partial r^2|_{r=\bar{r}_t}} (r - \bar{r}_t).$$

At this point, it becomes fairly clear that it is only for special choices of dynamics and observation processes that this will agree with the approximation given in (13), as the entropic penalty implies a restriction on the structure of Hessian matrix of $\tilde{\kappa}$.

We can compare the estimates obtained by iterating (13) with those from $\partial^2 \tilde{\kappa}^{\text{ent}}/\partial r^2|_{r=\bar{r}_t}$, for our simulated path, by looking at the variability of the componentwise ratios of these two matrices. If the entropic penalty were correct, we would expect these componentwise entries to all be approximately equal to k_t . However, this is not the case – the mean absolute deviation of the matrix entries from their average was very variable through time, but was, on average, 30.91% of the mean value. In other words, an entry in the Hessian matrix from the quadratic approximation typically deviated from the structure suggested by the entropic penalty by 30%.

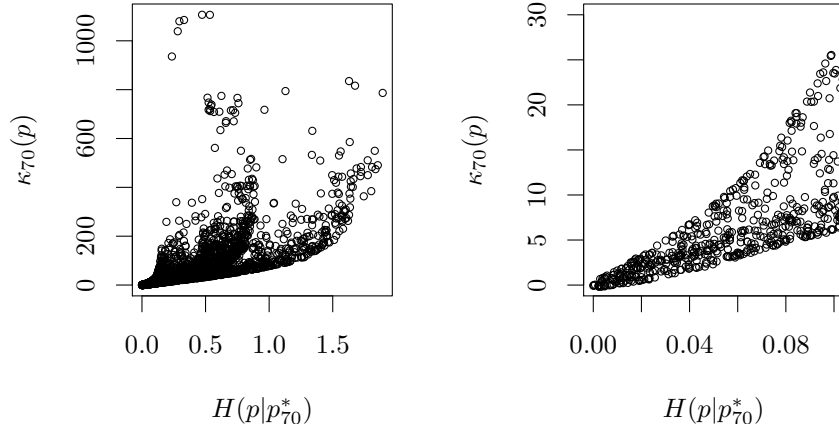


Figure 8: Estimated penalties $\kappa_{70}(p)$ vs. relative entropy $H(p|p_{70}^*)$. The plot on the right is simply a zoomed-in version of that on the left

For the second approach, we can consider a typical time, and plot (for the points we used for our simulation), the regression approximation of the penalty

against the relative entropy, both evaluated at this point. We choose the time $t = 70$, as this is far enough into the simulation that the effects of initializing at a quadratic should be minimal, and the regression estimates do not appear to be facing any significant instability. Focussing our attention on the points with relatively small penalties, we see that there is locally some monotone relationship between the entropy and the regression-estimated penalty, in particular, the penalty appears to be valued between two increasing functions of the relative entropy, but no further pattern is discernible.

In conclusion, it appears that the penalty arising from our analysis is not locally entropic, even when allowing for a possibly stochastic risk-aversion factor. At the same time, using a multiple of entropy as a penalty gives an appropriate lower bound on the penalty, so can be seen (for an appropriate risk-aversion factor) as a conservative approach to uncertainty-aversion (as a lower penalty leads to greater distortion of the expectation).

Appendix: Explicit calculation of derivatives

To implement the quadratic filter, we need the quantities ψ_r and ψ_{AC} , which are the derivatives of the map $(r, (\mathbf{A}, \mathbf{C})) \mapsto \lambda(CA\lambda^{-1}(r))$. This is complicated by the fact that (\mathbf{A}, \mathbf{C}) is simply a parameterization of the matrix CA (to avoid linear redundancies, and represent in terms of the statistical parameters), so the map is more complex than it may first appear. We here obtain explicit formulae for the relevant derivatives, using the chain rule. In what follows, $\delta_{i=j}$ denotes the Kronecker delta, equal to one when the stated equality holds and zero otherwise. Subscripts refer to the relevant entry of a vector.

For $\lambda : p \mapsto r$ defined as in (11),

$$\frac{\partial \lambda_i}{\partial p_j} = p_i^{-1} \delta_{\{i=j\}} - p_N^{-1} \delta_{\{j=N\}}$$

As λ is invertible only when considered with domain S^N , not domain \mathbb{R}^N , we observe that the inverse can be calculated by $\lambda^{-1}(r) \propto (e^{r_1}, e^{r_2}, \dots, 1)$, the rescaling being such that the result is in S^N . If \mathfrak{R} denotes the rescaling operation, then the derivative is given by

$$\frac{\partial \lambda^{-1}}{\partial r} = \frac{\partial \mathfrak{R}}{\partial x} \Big|_{x=(e^{r_1}, e^{r_2}, \dots, 1)} \cdot \begin{bmatrix} \text{diag}(e^r) \\ 0 \end{bmatrix}$$

and

$$\frac{\partial \mathfrak{R}_i}{\partial x_j} = \left(\sum_k x_k \right)^{-1} \delta_{\{i=j\}} - x_i \left(\sum_k x_k \right)^{-2}.$$

This gives us enough to calculate

$$\psi_r = \frac{\partial \lambda}{\partial p} \Big|_{p=\mathfrak{R}(CA\lambda^{-1}(r))} \cdot \frac{\partial \mathfrak{R}}{\partial x} \Big|_{x=CA\lambda^{-1}(r)} \cdot CA \cdot \frac{\partial (\lambda^{-1})}{\partial r} \Big|_{r=r}.$$

To calculate ψ_{AC} , we need to calculate $\partial C / \partial \mathbf{C}$ and $\partial A / \partial \mathbf{A}$. If, given $X_t = e_i$, our observation y is normal with mean \mathbf{C}_i (and unit variance), then C is the diagonal matrix with entries $\phi(\mathbf{C}_i - y)$, where ϕ is the standard normal density. For a fixed vector p we find

$$\frac{\partial(Cp)}{\partial \mathbf{C}} = \text{diag}((C - y\mathbf{1})\phi(C - y\mathbf{1}))p$$

If \mathbf{A} is a vector with entries the off-diagonal elements of A , it is straightforward (if tedious) to write out the matrix $\partial(Ap)/\partial\mathbf{A}$, for a fixed vector p . We can then calculate

$$\begin{aligned}\frac{\partial(\lambda(CA\lambda^{-1}(\cdot)))}{\partial\mathbf{A}} &= \frac{\partial\lambda}{\partial p}\Big|_{p=\Re(CA\lambda^{-1}(r))} \cdot \frac{\partial\Re}{\partial x}\Big|_{x=CA\lambda^{-1}(r)} \cdot C \cdot \frac{\partial(Ap)}{\partial\mathbf{A}}\Big|_{p=\lambda^{-1}(r)} \\ \frac{\partial(\lambda(CA\lambda^{-1}(\cdot)))}{\partial\mathbf{C}} &= \frac{\partial\lambda}{\partial p}\Big|_{p=\Re(CA\lambda^{-1}(r))} \cdot \frac{\partial\Re}{\partial x}\Big|_{x=CA\lambda^{-1}(r)} \cdot \frac{\partial(Cp)}{\partial\mathbf{C}}\Big|_{p=A\lambda^{-1}(r)}\end{aligned}$$

and hence $\psi_{AC} = [\frac{\partial(\lambda(CA\lambda^{-1}(\cdot)))}{\partial\mathbf{A}}, \frac{\partial(\lambda(CA\lambda^{-1}(\cdot)))}{\partial\mathbf{C}}]$.

These quantities are easy and quick to calculate, enabling the quadratic scheme to be implemented.

References

- [1] Alan Bain and Dan Crisan. *Fundamentals of Stochastic Filtering*. Springer, 2009.
- [2] Rene K. Boel, Matthew R. James, and Ian R. Petersen. Robustness and risk-sensitive filtering. *IEEE Transactions on Automatic Control*, 47(3):451–461, 2002.
- [3] Samuel N. Cohen and Robert J. Elliott. Backward stochastic difference equations and nearly-time-consistent nonlinear expectations. *SIAM Journal on Control & Optimization*, 49(1):125–139, 2011.
- [4] Samuel N. Cohen and Robert J. Elliott. *Stochastic Calculus and Applications*. Birkhäuser, 2nd ed. edition, 2015.
- [5] Freddy Delbaen, Shige Peng, and Emanuela Rosazza Gianin. Representation of the penalty term of dynamic concave utilities. *Finance and Stochastics*, 14(3):449–472, 2010.
- [6] Subhrakanti Dey and John B. Moore. Risk-sensitive filtering and smoothing for hidden Markov models. *Systems and Control Letters*, 25:361–366, 1995.
- [7] Darrell Duffie and Larry G. Epstein. Asset pricing with stochastic differential utility. *The Review of Financial Studies*, 5(3):411–436, 1992.
- [8] Nicole El Karoui, Shige Peng, and M.C. Quenez. Backward stochastic differential equations in finance. *Mathematical Finance*, 7(1):1–71, January 1997.
- [9] Larry G. Epstein and Martin Schneider. Recursive multiple-priors. *Journal of Economic Theory*, 113:1–31, 2003.
- [10] Hans Föllmer and Alexander Schied. Convex measures of risk and trading constraints. *Finance and Stochastics*, 6:429–447, 2002.
- [11] Hans Föllmer and Alexander Schied. *Stochastic Finance: An introduction in discrete time*. Studies in Mathematics 27. de Gruyter, Berlin-New York, 2002.

- [12] Marco Frittelli and Emanuela Rosazza Gianin. Putting order in risk measures. *Journal of Banking & Finance*, 26(7):1473–1486, 2002.
- [13] Siegfried Graf. A Radon–Nikodym theorem for capacities. *Journal für die reine und angewandte Mathematik*, 320:192–214, 1980.
- [14] Lars Peter Hansen and Thomas J. Sargent. Robust estimation and control under commitment. *Journal of Economic Theory*, 124:258–301, 2005.
- [15] Lars Peter Hansen and Thomas J. Sargent. Recursive robust estimation and control without commitment. *Journal of Economic Theory*, 136(1):1–27, 2007.
- [16] Lars Peter Hansen and Thomas J. Sargent. *Robustness*. Princeton University Press, 2008.
- [17] Peter J. Huber and Elvezio M. Roncetti. *Robust Statistics*. Wiley, 2nd edition, 2009.
- [18] Matthew R. James, John S. Baras, and Robert J. Elliott. Risk-sensitive control and dynamic games for partially observed discrete-time nonlinear systems. *IEEE Transactions on Automatic Control*, 39(4), 1994.
- [19] R.E. Kalman. A new approach to linear filtering and prediction problems. *J. Basic Eng. ASME*, 82:33–45, 1960.
- [20] R.E. Kalman and R.S. Bucy. New results in linear filtering and prediction theory. *J. Basic Eng. ASME*, 83:95–108, 1961.
- [21] John Maynard Keynes. *A treatise on Probability*. 1921.
- [22] Frank Knight. *Risk, Uncertainty and Profit*. Houghton Mifflin, 1921.
- [23] Michael Kupper and Walter Schachermayer. Representation results for law invariant time consistent functions. *Mathematics and Financial Economics*, 2(3):189–210, September 2009.
- [24] Shige Peng. Nonlinear expectations and stochastic calculus under uncertainty. arxiv::1002.4546v1, 2010.
- [25] Frank Riedel. Dynamic coherent risk measures. *Stochastic Processes and their Applications*, 112(2):185–200, 2004.
- [26] R. Tyrrell Rockafellar, Stan Uryasev, and Michael Zabarankin. Generalized deviations in risk analysis. *Finance and Stochastics*, 10:51–74, 2006.
- [27] Ramon van Handel. Discrete time nonlinear filters with informative observations are stable. *Electronic Communications in Probability*, 13:53, 2008.
- [28] W.N. Wonham. Some applications of stochastic differential equations to optimal nonlinear filtering. *SIAM J. Control*, 2:347–369, 1965.