



Measurement of the CP asymmetry in $B_s^0-\bar{B}_s^0$ mixing

The LHCb collaboration[†]

Abstract

The CP asymmetry in the mixing of B_s^0 and \bar{B}_s^0 mesons is measured in proton–proton collision data corresponding to an integrated luminosity of 3.0 fb^{-1} , recorded by the LHCb experiment at centre-of-mass energies of 7 and 8 TeV. Semileptonic B_s^0 and \bar{B}_s^0 decays are studied in the inclusive mode $D_s^\mp \mu^\pm (\bar{\nu}_\mu) X$ with the D_s^\mp mesons reconstructed in the $K^+ K^- \pi^\mp$ final state. Correcting the observed charge asymmetry for detection and background effects, the CP asymmetry is found to be $a_{\text{sl}}^s = (0.39 \pm 0.26 \pm 0.20)\%$, where the first uncertainty is statistical and the second systematic. This is the most precise measurement of a_{sl}^s to date. It is consistent with the prediction from the Standard Model and will constrain new models of particle physics.

Published in Phys. Rev. Lett. **117** (2016), 061803

© CERN on behalf of the LHCb collaboration, licence CC-BY-4.0.

[†]Authors are listed at the end of this paper.

When neutral B mesons evolve in time they can change into their own antiparticles. This quantum-mechanical phenomenon is known as mixing and occurs in both neutral B meson systems, B^0 and B_s^0 , where B is used to refer to either system. In this mixing process, the CP (charge-parity) symmetry is broken if the probability for a B meson to change into a \bar{B} meson is different from the probability for the reverse process. This effect can be measured by studying decays into flavour-specific final states, $B \rightarrow f$, such that $\bar{B} \rightarrow f$ transitions can only occur through the mixing process $\bar{B} \rightarrow B \rightarrow f$. Such processes include semileptonic B decays, as the charge of the lepton identifies the flavour of the B meson at the time of its decay. The magnitude of the CP -violating asymmetry in B mixing can be characterized by the semileptonic asymmetry a_{sl} . This is defined in terms of the partial decay rates, Γ , to semileptonic final states as

$$a_{\text{sl}} \equiv \frac{\Gamma(\bar{B} \rightarrow f) - \Gamma(B \rightarrow \bar{f})}{\Gamma(\bar{B} \rightarrow f) + \Gamma(B \rightarrow \bar{f})} \approx \frac{\Delta\Gamma}{\Delta m} \tan \phi_{12} , \quad (1)$$

where Δm ($\Delta\Gamma$) is the difference in mass (decay width) between the mass eigenstates of the B system and ϕ_{12} is a CP -violating phase [1]. In the Standard Model (SM), the asymmetry is predicted to be as small as $a_{\text{sl}}^d = (-4.7 \pm 0.6) \times 10^{-4}$ in the B^0 system and $a_{\text{sl}}^s = (2.22 \pm 0.27) \times 10^{-5}$ in the B_s^0 system [1, 2]. However, these values may be enhanced by non-SM contributions to the mixing process [3].

Measurements of a_{sl} have led to an inconclusive picture. In 2010, the D0 collaboration reported an anomalous charge asymmetry in the inclusive production rates of like-sign dimuons [4], which is sensitive to a combination of a_{sl}^d and a_{sl}^s . Their most recent study shows a discrepancy with SM predictions of about three standard deviations [5]. The current experimental world averages, excluding the anomalous D0 result, are $a_{\text{sl}}^d = (0.01 \pm 0.20)\%$ and $a_{\text{sl}}^s = (-0.48 \pm 0.48)\%$ [6], compatible with both the SM predictions and the D0 measurement. The measurement of a_{sl}^s presented in this letter is based on data recorded by LHCb in 2011 and 2012, corresponding to an integrated luminosity of 3.0 fb^{-1} . It supersedes the previous LHCb measurement [7], which used the 1.0 fb^{-1} data sample taken in 2011. Semileptonic decays $B_s^0 \rightarrow D_s^- \mu^+ \nu_\mu X$, where X represents any number of particles, are reconstructed inclusively in $D_s^- \mu^+$. Charge-conjugate modes are implied throughout, except in the definitions of charge asymmetry. The D_s^- meson is reconstructed in the $K^+ K^- \pi^-$ final state. This analysis extends the previous LHCb measurement, which considered only $D_s^- \rightarrow \phi \pi^-$ decays, by including all possible D_s^- decays to the $K^+ K^- \pi^-$ final state.

Starting from a sample with equal numbers of B_s^0 and \bar{B}_s^0 mesons, a_{sl}^s can be measured without determining (tagging) the initial flavour. The raw asymmetry of observed $D_s^- \mu^+$ and $D_s^+ \mu^-$ candidates, integrated over B_s^0 decay time, is

$$A_{\text{raw}} = \frac{N(D_s^- \mu^+) - N(D_s^+ \mu^-)}{N(D_s^- \mu^+) + N(D_s^+ \mu^-)} . \quad (2)$$

The high oscillation frequency Δm_s reduces the effect of the small asymmetry in the production rates between B_s^0 and \bar{B}_s^0 mesons in pp collisions by a factor 10^{-3} [7, 8].

Neglecting corrections, the untagged, time-integrated asymmetry is $A_{\text{raw}} = a_{\text{sl}}^s/2$, where the factor two reduction compared to the tagged asymmetry in Eq. 1 comes from the summation over mixed and unmixed decays. The tagged asymmetry would actually suffer from a larger reduction because of the tagging efficiency [9, 10]. The unmixed decays have zero asymmetry due to CPT symmetry. The raw asymmetry is still affected by possible differences in detection efficiency for the two charge-conjugate final states and by backgrounds from other b -hadron decays to $D_s^- \mu^+ X$. Hence, a_{sl}^s is calculated as

$$a_{\text{sl}}^s = \frac{2}{1 - f_{\text{bkg}}} (A_{\text{raw}} - A_{\text{det}} - f_{\text{bkg}} A_{\text{bkg}}) , \quad (3)$$

where A_{det} is the detection asymmetry, which is assessed from data using calibration samples, f_{bkg} is the fraction of b -hadron background and A_{bkg} the background asymmetry.

The LHCb detector is a single-arm forward spectrometer designed for the study of particles containing b or c quarks [11, 12]. A high-precision tracking system with a dipole magnet measures the momentum (p) and impact parameter (IP) of charged particles. The IP is defined as the distance of closest approach between the track and any primary proton–proton interaction and is used to distinguish between D_s^- mesons from B decays and D_s^- mesons promptly produced in the primary interaction. The regular reversal of the magnet polarity allows a quantitative assessment of detector-induced charge asymmetries. Different types of charged particles are distinguished using particle identification (PID) information from two ring-imaging Cherenkov detectors, an electromagnetic calorimeter, a hadronic calorimeter and a muon system. Online event selection is performed by a two-stage trigger. For this analysis, the first (hardware) stage selects muons in the muon system; the second (software) stage applies a full event reconstruction. Here the events are first selected by the presence of the muon or one of the hadrons from the D_s^- decay, after which a combination of the decay products is required to be consistent with the topological signature of a b -hadron decay. Simulated events are produced using the software described in Refs. [13–17].

Different intermediate states, clearly visible in the Dalitz plot shown in Fig. 1, contribute to the three-body $D_s^- \rightarrow K^+ K^- \pi^-$ decays. Three disjoint regions are defined, which have different levels of background. The $\phi\pi$ region is the cleanest and is selected by requiring the reconstructed $K^+ K^-$ mass to be within $\pm 20 \text{ MeV}/c^2$ of the known ϕ mass. The K^*K region is selected by requiring the reconstructed $K^+ \pi^-$ mass to be within $\pm 90 \text{ MeV}/c^2$ of the known $K^*(892)^0$ mass. The remaining D_s^- candidates are included in the non-resonant (NR) region, which also covers other intermediate states [18].

The D_s^- candidates are reconstructed from three charged tracks, and then a muon track with opposite charge is added. All four tracks are required to have a good quality track fit and significant IP. The contribution from prompt D_s^- background is suppressed to a negligible level by imposing a lower bound on the IP of the D_s^- candidates. To ensure a good overlap with the calibration samples, minimum momenta of 2, 5 and 6 GeV/c and minimum transverse momenta, p_{T} , of 300, 400 and 1200 MeV/c are required for the pions, kaons and muons, respectively. To suppress background, kaon and pion candidates are required to be positively identified by the PID system. Candidates are selected by

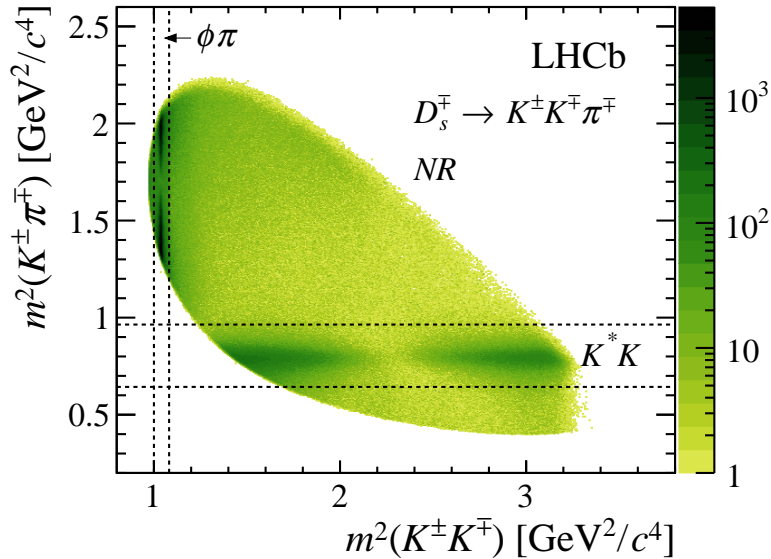


Figure 1: Dalitz plot of the $D_s^\mp \rightarrow K^\pm K^\mp \pi^\mp$ decay for selected $D_s^\mp \mu^\pm$ candidates, with the three selection regions indicated. To suppress combinatorial background, a narrow invariant mass window, between 1950 and 1990 MeV/ c^2 , is required for the D_s^\mp candidates in this plot.

requiring a good quality of the D_s^- and B_s^0 decay vertices. A source of background arises from D_s^- candidates where one of the three decay particles is misidentified. The main contributions are from $\bar{\Lambda}_c^- \rightarrow K^+ \bar{p} \pi^-$, $D^- \rightarrow K^+ \pi^- \pi^-$, $J/\psi X$, and misidentified or partially reconstructed multibody D decays, all originating from semileptonic b -hadron decays. They are suppressed to a negligible level by specific vetoes, which apply tight PID requirements in a small window of invariant mass of the corresponding particle combination. These vetoes are optimized separately for each Dalitz plot region. To check that this does not introduce additional asymmetries, these selections are applied to control samples of promptly produced D_s^- mesons. The asymmetries are found to be consistent between the Dalitz regions.

The $D_s^- \mu^+$ signal yields are obtained from fits to the $K^+ K^- \pi^-$ invariant mass distributions. These yields contain contributions from backgrounds that also peak at the D_s^- mass, originating from other b -hadron decays into D_s^- mesons and muons. Simulation studies indicate that these peaking backgrounds are mainly composed of b -hadron decays to $D_s^- X_c X$, where the D_s^- meson originates from a $b \rightarrow c \bar{c} s$ transition, and X_c is a charmed hadron decaying semileptonically.

An example of such a background is $B^- \rightarrow D_s^- \bar{D}^0 X$. Other, smaller contributors are $B^+ \rightarrow D_s^- K^+ \mu^+ \nu_\mu X$ and $B^0 \rightarrow D_s^- K_s^0 \mu^+ \nu_\mu X$ decays. All of these peaking backgrounds have more missing particles than the $B_s^0 \rightarrow D_s^- \mu^+ \nu_\mu X$ signal decay. Their contribution is reduced by requiring the corrected B_s^0 mass, defined as $m_{\text{corr}} \equiv \sqrt{m^2 + p_T^2} + p_T$, to be larger than 4200 MeV/ c^2 , where m is the $D_s^- \mu^+$ invariant mass and p_T the $D_s^- \mu^+$ momentum transverse to the line connecting the primary and B_s^0 decay vertices.

The estimates of f_{bkg} and A_{bkg} are based on known branching fractions [18], selection efficiencies and background asymmetries, using a similar approach as in the previous measurement [7]. The reconstruction and selection efficiencies of the backgrounds relative to the signal efficiency are determined from simulation. The total background asymmetry is given by the sum of all contributions as $f_{\text{bkg}}A_{\text{bkg}} \equiv \sum_i f_{\text{bkg}}^i A_{\text{bkg}}^i$. The background asymmetries mainly originate from the production asymmetries of b hadrons. The production asymmetry between B^+ and B^- mesons is $A_{\text{bkg}}(B^+) = (-0.6 \pm 0.6)\%$, obtained from the observed asymmetry in $B^+ \rightarrow J/\psi K^+$ decays [19], after correcting for the kaon detection asymmetry and the direct CP asymmetry [18]. For the B^0 background, there are contributions from the production asymmetry and from a_{sl}^d [20]. Both asymmetries are diluted when integrating over the B^0 decay time, resulting in $A_{\text{bkg}}(B^0) = (-0.18 \pm 0.13)\%$. The production asymmetry in the A_b^0 backgrounds is estimated based on the combined CP and production asymmetry measured in $A_b^0 \rightarrow J/\psi p^+ K^-$ decays [21]. The direct CP asymmetry in this decay mode is estimated to be $(-0.6 \pm 0.3)\%$, using the measurements in Ref. [22] and the method proposed in Ref. [23]. Subtracting this from the combined asymmetry [21] results in $A_{\text{bkg}}(A_b^0) = (+0.5 \pm 0.8)\%$. The overall peaking background fraction is $f_{\text{bkg}} = (18.4 \pm 6.0)\%$ and the correction for the background asymmetry is $f_{\text{bkg}}A_{\text{bkg}} = (-0.023 \pm 0.031)\%$.

The $K^+K^-\pi^\mp$ mass distributions are shown in Fig. 2, with the fit results superimposed. The $D_s^\mp \mu^\pm$ yields are found to be 899×10^3 in the $\phi\pi$ region, 413×10^3 in the K^*K region, and 280×10^3 in the NR region. Extended maximum likelihood fits are made separately for the three Dalitz regions, for the two magnet polarities, and the two data-taking periods (2011 and 2012). To accurately determine the background shape from random combinations of $K^+K^-\pi^-$ candidates, a wide mass window between 1800 and 2047 MeV/ c^2 is used, which includes the Cabibbo-suppressed $D^- \rightarrow K^+K^-\pi^-$ decay. Both peaks are modelled with a double-sided Hypatia function [24]. The tail parameters of this function are determined for each Dalitz region by a fit to the combined data sets for all magnet polarities and data-taking periods, and subsequently fixed in the twelve individual mass fits. A systematic uncertainty is assigned to account for fixing these parameters. The combinatorial background is modelled with a second-order polynomial. A simultaneous fit to the $m(K^+K^-\pi^-)$ and $m(K^+K^-\pi^+)$ distributions is performed. All signal parameters except the mean masses and signal yields are shared between the D_s^- and D_s^+ candidates. All background parameters vary independently in the fit to allow for any asymmetry in the combinatorial background. Possible biases from the fit model are studied by generating invariant mass distributions with the signal component described by a double Gaussian function with power-law tails on both sides, and subsequently applying the fit with the default Hypatia shape. The change in the value of A_{raw} is assigned as a systematic uncertainty.

Asymmetries are averaged as follows. For each magnet polarity and data-taking period, the weighted average of the asymmetries of the three Dalitz regions is taken. Then the arithmetic average for the two magnet polarities is taken to minimize possible residual detection asymmetries [7]. Finally, a weighted average is made over the two data-taking periods. The resulting raw asymmetry is $A_{\text{raw}} = (0.11 \pm 0.09)\%$.

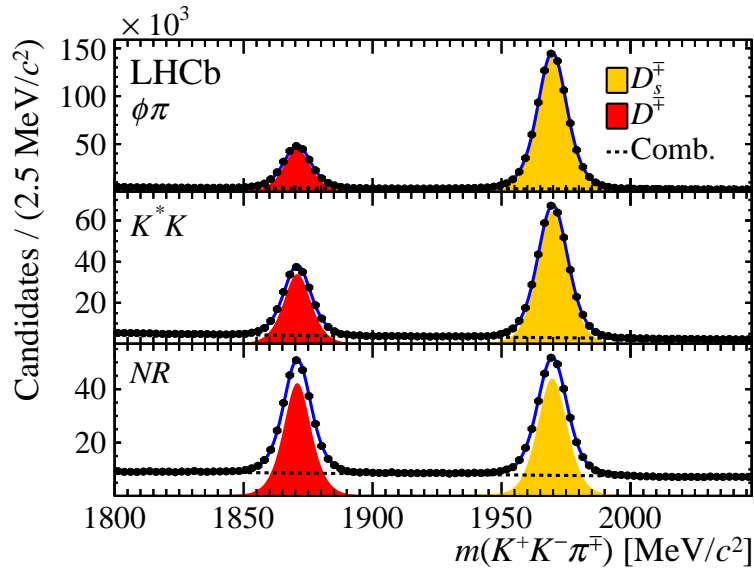


Figure 2: Distributions of $K^+K^-\pi^+$ mass in the three Dalitz plot regions, summed over both magnet polarities and data-taking periods. Overlaid is the result of the fit, with signal and combinatorial background components as indicated in the legend.

The asymmetry A_{det} , arising from the difference in detection efficiencies between the $D_s^-\mu^+$ and $D_s^+\mu^-$ candidates, is determined using calibration samples. The asymmetry is split up as

$$A_{\text{det}} = A_{\text{track}} + A_{\text{PID}} + A_{\text{trig}} , \quad (4)$$

where the individual contributions are described below. For each calibration sample, event weights are applied to match the three-momentum distributions of the calibration particles to those of the signal decays. The weights are determined in bins of the distributions of momenta and angles. Alternative binning schemes are used to assess the systematic uncertainties due to the weighting procedure.

The track reconstruction asymmetry, A_{track} , is split into a contribution, $A_{\text{track}}(K^+K^-)$, associated with the reconstruction of the K^+K^- pair and a contribution, $A_{\text{track}}(\pi^-\mu^+)$, associated with the $\pi^-\mu^+$ pair. The track reconstruction efficiency for single kaons suffers from a sizeable difference between K^+ and K^- cross-sections with the detector material, which depends on the kaon momentum. This asymmetry largely cancels in $A_{\text{track}}(K^+K^-)$, due to the similar kinematic distributions of the positive and negative kaons. The kaon asymmetry is calculated using prompt $D^- \rightarrow K^+\pi^-\pi^-$ and $D^- \rightarrow K_s^0\pi^-$ decays, similarly to Refs. [20, 25]. For pions and muons, the charge asymmetry due to interactions in the detector material is assumed to be negligible, and a systematic uncertainty is assigned for this assumption [20]. Effects from the track reconstruction algorithms and detector acceptance, combined with a difference in kinematic distributions between pions and muons, can result in a charge asymmetry. It is assessed here with two methods. The first method measures the track reconstruction efficiency using samples of partially reconstructed $J/\psi \rightarrow \mu^+\mu^-$ decays as described in Ref. [26]. The second method uses fully and partially

Table 1: Overview of contributions in the determination of a_{sl}^s , averaged over Dalitz plot regions, magnet polarities and data taking periods, with their statistical and systematic uncertainties. All numbers are in percent. The central value of a_{sl}^s is calculated according to Eq. 3. The uncertainties are added in quadrature and multiplied by $2/(1 - f_{\text{bkg}})$, which is the same for all twelve subsamples, to obtain the uncertainties on a_{sl}^s .

Source	Value	Stat. uncert.	Syst. uncert.	
A_{raw}	0.11	0.09	0.02	
$-A_{\text{track}}(K^+K^-)$	0.01	0.00	0.03	
$-A_{\text{track}}(\pi^-\mu^+)$	0.01	0.05	0.04	
$-A_{\text{PID}}$	-0.01	0.02	0.03	
$-A_{\text{trig}}(\text{hardware})$	0.03	0.02	0.02	
$-A_{\text{trig}}(\text{software})$	0.00	0.01	0.02	
$-f_{\text{bkg}} A_{\text{bkg}}$	0.02	—	0.03	+
$(1 - f_{\text{bkg}})a_{\text{sl}}^s/2$	0.16	0.11	0.08	
$2/(1 - f_{\text{bkg}})$	2.45	—	0.18	×
a_{sl}^s	0.39	0.26	0.20	

reconstructed $D^{*-} \rightarrow \bar{D}^0(K^+\pi^-\pi^+\pi^-)\pi^-$ decays as described in Ref. [27]. The final value of $A_{\text{track}}(\pi^-\mu^+)$ is obtained as the weighted average from the two methods. The systematic uncertainty on this number includes a small effect from differences in the detector acceptance for positive and negative particles.

The asymmetry induced by the PID requirements, A_{PID} , is determined using large samples of $D^{*+} \rightarrow D^0(K^-\pi^+)\pi^+$ and $J/\psi \rightarrow \mu^+\mu^-$ decays. The D^{*+} charge identifies the kaon and the pion of the D^0 decay without the use of PID requirements, which is then used to determine the PID efficiencies and corresponding charge asymmetries.

The asymmetry induced by the trigger, A_{trig} , is split into contributions from the muon hardware trigger and from the software trigger. The first, $A_{\text{trig}}(\text{hardware})$, is assessed using samples of $J/\psi \rightarrow \mu^+\mu^-$ decays in data. The second, $A_{\text{trig}}(\text{software})$, is mainly caused by the trigger requirements on the muon or one of the hadrons from the D_s^- decay. The asymmetry from the muon software trigger is determined in a similar fashion to that from the hardware trigger. The asymmetry due to the trigger requirement on the hadrons is determined using samples of prompt $D_s^- \rightarrow K^+K^-\pi^-$ decays that have been triggered by other particles in the event. The combined asymmetry takes into account the overlap between the two triggers.

The measured values of all detection asymmetries with their statistical and systematic uncertainties are shown in Table 1. The overall corrections are small and compatible with zero. In contrast, corrections for separate magnet polarities are more significant (at most 1.1% in 2011 and 0.3% in 2012), as expected for most of the detector-induced charge asymmetries. The corrections for the detection asymmetries are almost fully correlated between the Dalitz regions.

The previous analysis, based on 1.0fb^{-1} , used only candidates in the $\phi\pi$ region of the Dalitz plot, with different selection criteria, and used a different fit method to determine

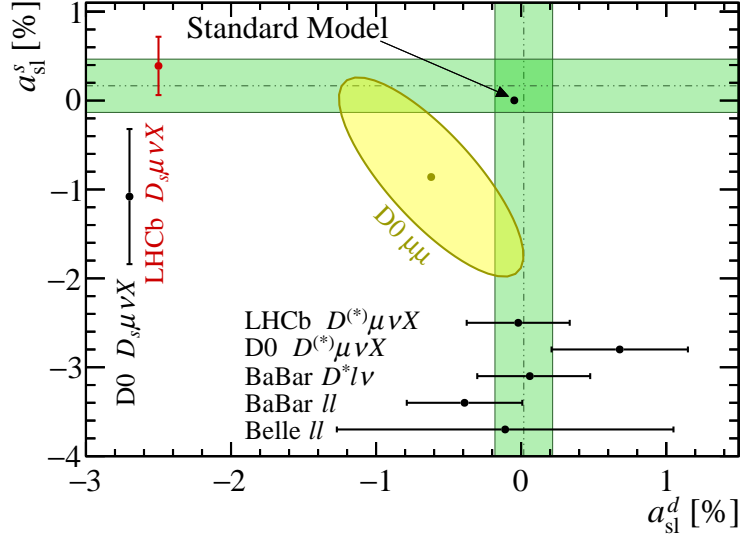


Figure 3: Overview of the most precise measurements of a_{sl}^d and a_{sl}^s . The horizontal and vertical bands indicate the naive averages of pure a_{sl}^s and a_{sl}^d measurements [20, 28–32]. The yellow ellipse represents the D0 dimuon measurement with $\Delta\Gamma_d/\Gamma_d$ set to its SM expectation value [5]. The error bands and contours correspond to 68% confidence level.

the signal yields [7]. A more stringent selection resulted in a cleaner signal sample, but with roughly 30% fewer signal candidates in the $\phi\pi$ region. As a cross check, the approach of the previous analysis is repeated on the full 3.0fb^{-1} data sample and the result is compatible within one standard deviation.

The twelve values of a_{sl}^s for each Dalitz region, polarity and data-taking period are consistent with each other. The combined result, taking into account all correlations, is

$$a_{sl}^s = (0.39 \pm 0.26 \pm 0.20)\% ,$$

where the first uncertainty is statistical, originating from the size of the signal and calibration samples, and the second systematic. There is a small correlation coefficient of +0.13 between this measurement and the LHCb measurement of a_{sl}^d [20]. The correlation mainly originates from the muon detection asymmetry and from the effect of a_{sl}^d , due to B^0 background, on the measurement of a_{sl}^s . Figure 3 displays an overview of the most precise measurements of a_{sl}^d and a_{sl}^s [5, 20, 28–32]. The simple averages of pure a_{sl} measurements, including the present a_{sl}^s result and accounting for the small correlation from LHCb, are found to be $a_{sl}^d = (0.02 \pm 0.20)\%$ and $a_{sl}^s = (0.17 \pm 0.30)\%$ with a correlation of +0.07. In combination, these two averages are marginally compatible with the D0 dimuon result ($p = 0.5\%$) shown in Fig. 3. In summary, the determination of a_{sl}^s presented in this letter is the most precise to date. It shows no evidence for new physics effects and will serve to restrict models beyond the SM.

Acknowledgements

We express our gratitude to our colleagues in the CERN accelerator departments for the excellent performance of the LHC. We thank the technical and administrative staff at the LHCb institutes. We acknowledge support from CERN and from the national agencies: CAPES, CNPq, FAPERJ and FINEP (Brazil); NSFC (China); CNRS/IN2P3 (France); BMBF, DFG and MPG (Germany); INFN (Italy); FOM and NWO (The Netherlands); MNiSW and NCN (Poland); MEN/IFA (Romania); MinES and FANO (Russia); MinECo (Spain); SNSF and SER (Switzerland); NASU (Ukraine); STFC (United Kingdom); NSF (USA). We acknowledge the computing resources that are provided by CERN, IN2P3 (France), KIT and DESY (Germany), INFN (Italy), SURF (The Netherlands), PIC (Spain), GridPP (United Kingdom), RRCKI and Yandex LLC (Russia), CSCS (Switzerland), IFIN-HH (Romania), CBPF (Brazil), PL-GRID (Poland) and OSC (USA). We are indebted to the communities behind the multiple open source software packages on which we depend. Individual groups or members have received support from AvH Foundation (Germany), EPLANET, Marie Skłodowska-Curie Actions and ERC (European Union), Conseil Général de Haute-Savoie, Labex ENIGMASS and OCEVU, Région Auvergne (France), RFBR and Yandex LLC (Russia), GVA, XuntaGal and GENCAT (Spain), Herchel Smith Fund, The Royal Society, Royal Commission for the Exhibition of 1851 and the Leverhulme Trust (United Kingdom).

References

- [1] A. Lenz and U. Nierste, *Theoretical update of $B_s - \bar{B}_s$ mixing*, JHEP **06** (2007) 072, [arXiv:hep-ph/0612167](#).
- [2] M. Artuso, G. Borissov, and A. Lenz, *CP violation in the B_s^0 system*, [arXiv:1511.09466](#).
- [3] A. Lenz *et al.*, *Constraints on new physics in $B - \bar{B}$ mixing in the light of recent LHCb data*, Phys. Rev. **D86** (2012) 033008, [arXiv:1203.0238](#).
- [4] D0 collaboration, V. M. Abazov *et al.*, *Evidence for an anomalous like-sign dimuon charge asymmetry*, Phys. Rev. Lett. **105** (2010) 081801, [arXiv:1007.0395](#).
- [5] D0 collaboration, V. M. Abazov *et al.*, *Study of CP-violating charge asymmetries of single muons and like-sign dimuons in $p\bar{p}$ collisions*, Phys. Rev. **D89** (2014) 012002, [arXiv:1310.0447](#).
- [6] Heavy Flavor Averaging Group, Y. Amhis *et al.*, *Averages of b-hadron, c-hadron, and τ -lepton properties as of summer 2014*, [arXiv:1412.7515](#), updated results and plots available at <http://www.slac.stanford.edu/xorg/hfag/>.
- [7] LHCb collaboration, R. Aaij *et al.*, *Measurement of the flavour-specific CP-violating asymmetry a_{sl}^s in B_s^0 decays*, Phys. Lett. **B728** (2014) 607, [arXiv:1308.1048](#).

- [8] LHCb collaboration, R. Aaij *et al.*, *Measurement of the \bar{B}^0-B^0 and $\bar{B}_s^0-B_s^0$ production asymmetries in pp collisions at $\sqrt{s} = 7$ TeV*, Phys. Lett. **B739** (2014) 218, arXiv:1408.0275.
- [9] LHCb collaboration, R. Aaij *et al.*, *Opposite-side flavour tagging of B mesons at the LHCb experiment*, Eur. Phys. J. **C72** (2012) 2022, arXiv:1202.4979.
- [10] LHCb collaboration, R. Aaij *et al.*, *A new algorithm for identifying the flavour of B_s^0 mesons at LHCb*, JINST **11** (2016) P05010, arXiv:1602.07252.
- [11] LHCb collaboration, A. A. Alves Jr. *et al.*, *The LHCb detector at the LHC*, JINST **3** (2008) S08005.
- [12] LHCb collaboration, R. Aaij *et al.*, *LHCb detector performance*, Int. J. Mod. Phys. **A30** (2015) 1530022, arXiv:1412.6352.
- [13] T. Sjöstrand, S. Mrenna, and P. Skands, *PYTHIA 6.4 physics and manual*, JHEP **05** (2006) 026, arXiv:hep-ph/0603175; T. Sjöstrand, S. Mrenna, and P. Skands, *A brief introduction to PYTHIA 8.1*, Comput. Phys. Commun. **178** (2008) 852, arXiv:0710.3820.
- [14] I. Belyaev *et al.*, *Handling of the generation of primary events in Gauss, the LHCb simulation framework*, J. Phys. Conf. Ser. **331** (2011) 032047.
- [15] D. J. Lange, *The EvtGen particle decay simulation package*, Nucl. Instrum. Meth. **A462** (2001) 152.
- [16] Geant4 collaboration, J. Allison *et al.*, *Geant4 developments and applications*, IEEE Trans. Nucl. Sci. **53** (2006) 270; Geant4 collaboration, S. Agostinelli *et al.*, *Geant4: A simulation toolkit*, Nucl. Instrum. Meth. **A506** (2003) 250.
- [17] M. Clemencic *et al.*, *The LHCb simulation application, Gauss: Design, evolution and experience*, J. Phys. Conf. Ser. **331** (2011) 032023.
- [18] Particle Data Group, K. A. Olive *et al.*, *Review of particle physics*, Chin. Phys. **C38** (2014) 090001, and 2015 update.
- [19] LHCb collaboration, R. Aaij *et al.*, *Measurement of CP asymmetries in the decays $B^0 \rightarrow K^{*0}\mu^+\mu^-$ and $B^+ \rightarrow K^+\mu^+\mu^-$* , JHEP **09** (2014) 177, arXiv:1408.0978.
- [20] LHCb collaboration, R. Aaij *et al.*, *Measurement of the semileptonic CP asymmetry in $B^0-\bar{B}^0$ mixing*, Phys. Rev. Lett. **114** (2015) 041601, arXiv:1409.8586.
- [21] LHCb collaboration, R. Aaij *et al.*, *Study of the productions of Λ_b^0 and \bar{B}^0 hadrons in pp collisions and first measurement of the $\Lambda_b^0 \rightarrow J/\psi p K^-$ branching fraction*, Chin. Phys. **C40** (2015) 011001, arXiv:1509.00292.

- [22] LHCb collaboration, R. Aaij *et al.*, *Observation of the $\Lambda_b^0 \rightarrow J/\psi p \pi^-$ decay*, JHEP **07** (2014) 103, [arXiv:1406.0755](#).
- [23] K. De Bruyn and R. Fleischer, *A roadmap to control penguin effects in $B^0 \rightarrow J/\psi K_S^0$ and $B_s^0 \rightarrow J/\psi \phi$* , JHEP **03** (2015) 145, [arXiv:1412.6834](#).
- [24] D. Martinez Santos and F. Dupertuis, *Mass distributions marginalized over per-event errors*, Nucl. Instrum. Meth. **A764** (2014) 150, [arXiv:1312.5000](#).
- [25] LHCb collaboration, R. Aaij *et al.*, *Measurement of CP asymmetry in $D^0 \rightarrow K^- K^+$ and $D^0 \rightarrow \pi^- \pi^+$ decays*, JHEP **07** (2014) 041, [arXiv:1405.2797](#).
- [26] LHCb collaboration, R. Aaij *et al.*, *Measurement of the track reconstruction efficiency at LHCb*, JINST **10** (2015) P02007, [arXiv:1408.1251](#).
- [27] LHCb collaboration, R. Aaij *et al.*, *Measurement of the $D_s^+ - D_s^-$ production asymmetry in 7 TeV pp collisions*, Phys. Lett. **B713** (2012) 186, [arXiv:1205.0897](#).
- [28] Belle collaboration, E. Nakano *et al.*, *Charge asymmetry of same-sign dileptons in $B^0 - \bar{B}^0$ mixing*, Phys. Rev. **D73** (2006) 112002, [arXiv:hep-ex/0505017](#).
- [29] BaBar collaboration, J. P. Lees *et al.*, *Search for CP violation in $B^0 - \bar{B}^0$ mixing using partial reconstruction of $B^0 \rightarrow D^{*-} X \ell^+ \nu_\ell$ and a kaon tag*, Phys. Rev. Lett. **111** (2013) 101802, [arXiv:1305.1575](#).
- [30] BaBar collaboration, J. P. Lees *et al.*, *Study of CP asymmetry in $B^0 - \bar{B}^0$ mixing with inclusive dilepton events*, Phys. Rev. Lett. **114** (2015) 081801, [arXiv:1411.1842](#).
- [31] D0 collaboration, V. M. Abazov *et al.*, *Measurement of the semileptonic charge asymmetry in B^0 meson mixing with the D0 detector*, Phys. Rev. **D86** (2012) 072009, [arXiv:1208.5813](#).
- [32] D0 collaboration, V. M. Abazov *et al.*, *Measurement of the semileptonic charge asymmetry using $B_s^0 \rightarrow D_s \mu X$ decays*, Phys. Rev. Lett. **110** (2013) 011801, [arXiv:1207.1769](#).

LHCb collaboration

R. Aaij³⁹, B. Adeva³⁸, M. Adinolfi⁴⁷, Z. Ajaltouni⁵, S. Akar⁶, J. Albrecht¹⁰, F. Alessio³⁹, M. Alexander⁵², S. Ali⁴², G. Alkhazov³¹, P. Alvarez Cartelle⁵⁴, A.A. Alves Jr⁵⁸, S. Amato², S. Amerio²³, Y. Amhis⁷, L. An⁴⁰, L. Anderlini¹⁸, G. Andreassi⁴⁰, M. Andreotti^{17,g}, J.E. Andrews⁵⁹, R.B. Appleby⁵⁵, O. Aquines Gutierrez¹¹, F. Archilli¹, P. d'Argent¹², J. Arnau Romeu⁶, A. Artamonov³⁶, M. Artuso⁶⁰, E. Aslanides⁶, G. Auriemma^{26,s}, M. Baalouch⁵, S. Bachmann¹², J.J. Back⁴⁹, A. Badalov³⁷, C. Baesso⁶¹, W. Baldini¹⁷, R.J. Barlow⁵⁵, C. Barschel³⁹, S. Barsuk⁷, W. Barter³⁹, V. Batozskaya²⁹, V. Battista⁴⁰, A. Bay⁴⁰, L. Beaucourt⁴, J. Beddow⁵², F. Bedeschi²⁴, I. Bediaga¹, L.J. Bel⁴², V. Bellee⁴⁰, N. Belloli^{21,i}, K. Belous³⁶, I. Belyaev³², E. Ben-Haim⁸, G. Bencivenni¹⁹, S. Benson³⁹, J. Benton⁴⁷, A. Berezhnov³³, R. Berner⁴¹, A. Bertolin²³, M.-O. Bettler³⁹, M. van Beuzekom⁴², S. Bifani⁴⁶, P. Billoir⁸, T. Bird⁵⁵, A. Birnkraut¹⁰, A. Bitadze⁵⁵, A. Bizzeti^{18,u}, T. Blake⁴⁹, F. Blanc⁴⁰, J. Blouw¹¹, S. Blusk⁶⁰, V. Bocci²⁶, T. Boettcher⁵⁷, A. Bondar³⁵, N. Bondar^{31,39}, W. Bonivento¹⁶, S. Borghi⁵⁵, M. Borisyak⁶⁷, M. Borsato³⁸, F. Bossu⁷, M. Boubdir⁹, T.J.V. Bowcock⁵³, E. Bowen⁴¹, C. Bozzi^{17,39}, S. Braun¹², M. Britsch¹², T. Britton⁶⁰, J. Brodzicka⁵⁵, E. Buchanan⁴⁷, C. Burr⁵⁵, A. Bursche², J. Buytaert³⁹, S. Cadeddu¹⁶, R. Calabrese^{17,g}, M. Calvi^{21,i}, M. Calvo Gomez^{37,m}, P. Campana¹⁹, D. Campora Perez³⁹, L. Capriotti⁵⁵, A. Carbone^{15,e}, G. Carboni^{25,j}, R. Cardinale^{20,h}, A. Cardini¹⁶, P. Carniti^{21,i}, L. Carson⁵¹, K. Carvalho Akiba², G. Casse⁵³, L. Cassina^{21,i}, L. Castillo Garcia⁴⁰, M. Cattaneo³⁹, Ch. Cauet¹⁰, G. Cavallero²⁰, R. Cenci^{24,t}, M. Charles⁸, Ph. Charpentier³⁹, G. Chatzikonstantinidis⁴⁶, M. Chefdeville⁴, S. Chen⁵⁵, S.-F. Cheung⁵⁶, V. Chobanova³⁸, M. Chrzaszcz^{41,27}, X. Cid Vidal³⁸, G. Ciezarek⁴², P.E.L. Clarke⁵¹, M. Clemencic³⁹, H.V. Cliff⁴⁸, J. Closier³⁹, V. Coco⁵⁸, J. Cogan⁶, E. Cogneras⁵, V. Cogoni^{16,f}, L. Cojocariu³⁰, G. Collazuol^{23,o}, P. Collins³⁹, A. Comerma-Montells¹², A. Contu³⁹, A. Cook⁴⁷, S. Coquereau⁸, G. Corti³⁹, M. Corvo^{17,g}, C.M. Costa Sobral⁴⁹, B. Couturier³⁹, G.A. Cowan⁵¹, D.C. Craik⁵¹, A. Crocombe⁴⁹, M. Cruz Torres⁶¹, S. Cunliffe⁵⁴, R. Currie⁵⁴, C. D'Ambrosio³⁹, E. Dall'Occo⁴², J. Dalseno⁴⁷, P.N.Y. David⁴², A. Davis⁵⁸, O. De Aguiar Francisco², K. De Bruyn⁶, S. De Capua⁵⁵, M. De Cian¹², J.M. De Miranda¹, L. De Paula², P. De Simone¹⁹, C.-T. Dean⁵², D. Decamp⁴, M. Deckenhoff¹⁰, L. Del Buono⁸, M. Demmer¹⁰, D. Derkach⁶⁷, O. Deschamps⁵, F. Dettori³⁹, B. Dey²², A. Di Canto³⁹, H. Dijkstra³⁹, F. Dordei³⁹, M. Dorigo⁴⁰, A. Dosil Suárez³⁸, A. Dovbnya⁴⁴, K. Dreimanis⁵³, L. Dufour⁴², G. Dujany⁵⁵, K. Dungs³⁹, P. Durante³⁹, R. Dzhelyadin³⁶, A. Dziurda³⁹, A. Dzyuba³¹, N. Déleage⁴, S. Easo⁵⁰, U. Egede⁵⁴, V. Egorychev³², S. Eidelman³⁵, S. Eisenhardt⁵¹, U. Eitschberger¹⁰, R. Ekelhof¹⁰, L. Eklund⁵², Ch. Elsasser⁴¹, S. Ely⁶⁰, S. Esen¹², H.M. Evans⁴⁸, T. Evans⁵⁶, A. Falabella¹⁵, N. Farley⁴⁶, S. Farry⁵³, R. Fay⁵³, D. Ferguson⁵¹, V. Fernandez Albor³⁸, F. Ferrari^{15,39}, F. Ferreira Rodrigues¹, M. Ferro-Luzzi³⁹, S. Filippov³⁴, M. Fiore^{17,g}, M. Fiorini^{17,g}, M. Firlej²⁸, C. Fitzpatrick⁴⁰, T. Fiutowski²⁸, F. Fleuret^{7,b}, K. Fohl³⁹, M. Fontana¹⁶, F. Fontanelli^{20,h}, D.C. Forshaw⁶⁰, R. Forty³⁹, M. Frank³⁹, C. Frei³⁹, M. Frosini¹⁸, J. Fu^{22,q}, E. Furfaro^{25,j}, C. Färber³⁹, A. Gallas Torreira³⁸, D. Galli^{15,e}, S. Gallorini²³, S. Gambetta⁵¹, M. Gandelman², P. Gandini⁵⁶, Y. Gao³, J. García Pardiñas³⁸, J. Garra Tico⁴⁸, L. Garrido³⁷, P.J. Garsed⁴⁸, D. Gascon³⁷, C. Gaspar³⁹, L. Gavardi¹⁰, G. Gazzoni⁵, D. Gerick¹², E. Gersabeck¹², M. Gersabeck⁵⁵, T. Gershon⁴⁹, Ph. Ghez⁴, S. Giani⁴⁰, V. Gibson⁴⁸, O.G. Girard⁴⁰, L. Giubega³⁰, K. Gizdov⁵¹, V.V. Gligorov⁸, D. Golubkov³², A. Golutvin^{54,39}, A. Gomes^{1,a}, I.V. Gorelov³³, C. Gotti^{21,i}, M. Grabalosa Gándara⁵, R. Graciani Diaz³⁷, L.A. Granado Cardoso³⁹, E. Graugés³⁷, E. Graverini⁴¹, G. Graziani¹⁸, A. Grecu³⁰, P. Griffith⁴⁶, L. Grillo¹², B.R. Gruberg Cazon⁵⁶,

O. Grünberg⁶⁵, E. Gushchin³⁴, Yu. Guz³⁶, T. Gys³⁹, C. Göbel⁶¹, T. Hadavizadeh⁵⁶,
 C. Hadjivasiliou⁶⁰, G. Haefeli⁴⁰, C. Haen³⁹, S.C. Haines⁴⁸, S. Hall⁵⁴, B. Hamilton⁵⁹, X. Han¹²,
 S. Hansmann-Menzemer¹², N. Harnew⁵⁶, S.T. Harnew⁴⁷, J. Harrison⁵⁵, J. He⁶², T. Head⁴⁰,
 A. Heister⁹, K. Hennessy⁵³, P. Henrard⁵, L. Henry⁸, J.A. Hernando Morata³⁸,
 E. van Herwijnen³⁹, M. Heß⁶⁵, A. Hicheur², D. Hill⁵⁶, C. Hombach⁵⁵, W. Hulsbergen⁴²,
 T. Humair⁵⁴, M. Hushchyn⁶⁷, N. Hussain⁵⁶, D. Hutchcroft⁵³, M. Idzik²⁸, P. Ilten⁵⁷,
 R. Jacobsson³⁹, A. Jaeger¹², J. Jalocha⁵⁶, E. Jans⁴², A. Jawahery⁵⁹, M. John⁵⁶, D. Johnson³⁹,
 C.R. Jones⁴⁸, C. Joram³⁹, B. Jost³⁹, N. Jurik⁶⁰, S. Kandybei⁴⁴, W. Kanso⁶, M. Karacson³⁹,
 J.M. Kariuki⁴⁷, S. Karodia⁵², M. Kecke¹², M. Kelsey⁶⁰, I.R. Kenyon⁴⁶, M. Kenzie³⁹, T. Ketel⁴³,
 E. Khairullin⁶⁷, B. Khanji^{21,39,i}, C. Khurewathanakul⁴⁰, T. Kirn⁹, S. Klaver⁵⁵,
 K. Klimaszewski²⁹, S. Koliiev⁴⁵, M. Kolpin¹², I. Komarov⁴⁰, R.F. Koopman⁴³, P. Koppenburg⁴²,
 A. Kozachuk³³, M. Kozeiha⁵, L. Kravchuk³⁴, K. Kreplin¹², M. Kreps⁴⁹, P. Krokovny³⁵,
 F. Kruse¹⁰, W. Krzemien²⁹, W. Kucewicz^{27,l}, M. Kucharczyk²⁷, V. Kudryavtsev³⁵,
 A.K. Kuonen⁴⁰, K. Kurek²⁹, T. Kvaratskheliya^{32,39}, D. Lacarrere³⁹, G. Lafferty^{55,39}, A. Lai¹⁶,
 D. Lambert⁵¹, G. Lanfranchi¹⁹, C. Langenbruch⁴⁹, B. Langhans³⁹, T. Latham⁴⁹, C. Lazzeroni⁴⁶,
 R. Le Gac⁶, J. van Leerdam⁴², J.-P. Lees⁴, A. Leflat^{33,39}, J. Lefrançois⁷, R. Lefèvre⁵,
 F. Lemaitre³⁹, E. Lemos Cid³⁸, O. Leroy⁶, T. Lesiak²⁷, B. Leverington¹², Y. Li⁷,
 T. Likhomanenko^{67,66}, R. Lindner³⁹, C. Linn³⁹, F. Lionetto⁴¹, B. Liu¹⁶, X. Liu³, D. Loh⁴⁹,
 I. Longstaff⁵², J.H. Lopes², D. Lucchesi^{23,o}, M. Lucio Martinez³⁸, H. Luo⁵¹, A. Lupato²³,
 E. Luppi^{17,g}, O. Lupton⁵⁶, A. Lusiani²⁴, X. Lyu⁶², F. Machefert⁷, F. Maciuc³⁰, O. Maev³¹,
 K. Maguire⁵⁵, S. Malde⁵⁶, A. Malinin⁶⁶, T. Maltsev³⁵, G. Manca⁷, G. Mancinelli⁶, P. Manning⁶⁰,
 J. Maratas⁵, J.F. Marchand⁴, U. Marconi¹⁵, C. Marin Benito³⁷, P. Marino^{24,t}, J. Marks¹²,
 G. Martellotti²⁶, M. Martin⁶, M. Martinelli⁴⁰, D. Martinez Santos³⁸, F. Martinez Vidal⁶⁸,
 D. Martins Tostes², L.M. Massacrier⁷, A. Massafferri¹, R. Matev³⁹, A. Mathad⁴⁹, Z. Mathe³⁹,
 C. Matteuzzi²¹, A. Mauri⁴¹, B. Maurin⁴⁰, A. Mazurov⁴⁶, M. McCann⁵⁴, J. McCarthy⁴⁶,
 A. McNab⁵⁵, R. McNulty¹³, B. Meadows⁵⁸, F. Meier¹⁰, M. Meissner¹², D. Melnychuk²⁹,
 M. Merk⁴², E. Michielin²³, D.A. Milanes⁶⁴, M.-N. Minard⁴, D.S. Mitzel¹², J. Molina Rodriguez⁶¹,
 I.A. Monroy⁶⁴, S. Monteil⁵, M. Morandin²³, P. Morawski²⁸, A. Mordà⁶, M.J. Morello^{24,t},
 J. Moron²⁸, A.B. Morris⁵¹, R. Mountain⁶⁰, F. Muheim⁵¹, M. Mulder⁴², M. Mussini¹⁵,
 D. Müller⁵⁵, J. Müller¹⁰, K. Müller⁴¹, V. Müller¹⁰, P. Naik⁴⁷, T. Nakada⁴⁰, R. Nandakumar⁵⁰,
 A. Nandi⁵⁶, I. Nasteva², M. Needham⁵¹, N. Neri²², S. Neubert¹², N. Neufeld³⁹, M. Neuner¹²,
 A.D. Nguyen⁴⁰, C. Nguyen-Mau^{40,n}, V. Niess⁵, S. Nieswand⁹, R. Niet¹⁰, N. Nikitin³³,
 T. Nikodem¹², A. Novoselov³⁶, D.P. O'Hanlon⁴⁹, A. Oblakowska-Mucha²⁸, V. Obraztsov³⁶,
 S. Ogilvy¹⁹, R. Oldeman⁴⁸, C.J.G. Onderwater⁶⁹, J.M. Otalora Goicochea², A. Otto³⁹,
 P. Owen⁴¹, A. Oyanguren⁶⁸, A. Palano^{14,d}, F. Palombo^{22,q}, M. Palutan¹⁹, J. Panman³⁹,
 A. Papanestis⁵⁰, M. Pappagallo⁵², L.L. Pappalardo^{17,g}, C. Pappenheimer⁵⁸, W. Parker⁵⁹,
 C. Parkes⁵⁵, G. Passaleva¹⁸, G.D. Patel⁵³, M. Patel⁵⁴, C. Patrignani^{15,e}, A. Pearce^{55,50},
 A. Pellegrino⁴², G. Penso^{26,k}, M. Pepe Altarelli³⁹, S. Perazzini³⁹, P. Perret⁵, L. Pescatore⁴⁶,
 K. Petridis⁴⁷, A. Petrolini^{20,h}, A. Petrov⁶⁶, M. Petruzzo^{22,q}, E. Picatoste Olloqui³⁷, B. Pietrzyk⁴,
 M. Pikies²⁷, D. Pinci²⁶, A. Pistone²⁰, A. Piucci¹², S. Playfer⁵¹, M. Plo Casasus³⁸, T. Poikela³⁹,
 F. Polci⁸, A. Poluektov^{49,35}, I. Polyakov³², E. Polycarpo², G.J. Pomery⁴⁷, A. Popov³⁶,
 D. Popov^{11,39}, B. Popovici³⁰, C. Potterat², E. Price⁴⁷, J.D. Price⁵³, J. Prisciandaro³⁸,
 A. Pritchard⁵³, C. Prouve⁴⁷, V. Pugatch⁴⁵, A. Puig Navarro⁴⁰, G. Punzi^{24,p}, W. Qian⁵⁶,
 R. Quagliani^{7,47}, B. Rachwal²⁷, J.H. Rademacker⁴⁷, M. Rama²⁴, M. Ramos Pernas³⁸,
 M.S. Rangel², I. Raniuk⁴⁴, G. Raven⁴³, F. Redi⁵⁴, S. Reichert¹⁰, A.C. dos Reis¹,
 C. Remon Alepuz⁶⁸, V. Renaudin⁷, S. Ricciardi⁵⁰, S. Richards⁴⁷, M. Rihl³⁹, K. Rinnert^{53,39},

V. Rives Molina³⁷, P. Robbe^{7,39}, A.B. Rodrigues¹, E. Rodrigues⁵⁸, J.A. Rodriguez Lopez⁶⁴, P. Rodriguez Perez⁵⁵, A. Rogozhnikov⁶⁷, S. Roiser³⁹, V. Romanovskiy³⁶, A. Romero Vidal³⁸, J.W. Ronayne¹³, M. Rotondo²³, T. Ruf³⁹, P. Ruiz Valls⁶⁸, J.J. Saborido Silva³⁸, N. Sagidova³¹, B. Saitta^{16,f}, V. Salustino Guimaraes², C. Sanchez Mayordomo⁶⁸, B. Sanmartin Sedes³⁸, R. Santacesaria²⁶, C. Santamarina Rios³⁸, M. Santimaria¹⁹, E. Santovetti^{25,j}, A. Sarti^{19,k}, C. Satriano^{26,s}, A. Satta²⁵, D.M. Saunders⁴⁷, D. Savrina^{32,33}, S. Schael⁹, M. Schiller³⁹, H. Schindler³⁹, M. Schlupp¹⁰, M. Schmelling¹¹, T. Schmelzer¹⁰, B. Schmidt³⁹, O. Schneider⁴⁰, A. Schopper³⁹, M. Schubiger⁴⁰, M.-H. Schune⁷, R. Schwemmer³⁹, B. Sciascia¹⁹, A. Sciubba^{26,k}, A. Semennikov³², A. Sergi⁴⁶, N. Serra⁴¹, J. Serrano⁶, L. Sestini²³, P. Seyfert²¹, M. Shapkin³⁶, I. Shapoval^{17,44,g}, Y. Shcheglov³¹, T. Shears⁵³, L. Shekhtman³⁵, V. Shevchenko⁶⁶, A. Shires¹⁰, B.G. Siddi¹⁷, R. Silva Coutinho⁴¹, L. Silva de Oliveira², G. Simi^{23,o}, M. Sirendi⁴⁸, N. Skidmore⁴⁷, T. Skwarnicki⁶⁰, E. Smith⁵⁴, I.T. Smith⁵¹, J. Smith⁴⁸, M. Smith⁵⁵, H. Snoek⁴², M.D. Sokoloff⁵⁸, F.J.P. Soler⁵², D. Souza⁴⁷, B. Souza De Paula², B. Spaan¹⁰, P. Spradlin⁵², S. Sridharan³⁹, F. Stagni³⁹, M. Stahl¹², S. Stahl³⁹, P. Stefko⁴⁰, S. Stefkova⁵⁴, O. Steinkamp⁴¹, O. Stenyakin³⁶, S. Stevenson⁵⁶, S. Stoica³⁰, S. Stone⁶⁰, B. Storaci⁴¹, S. Stracka^{24,t}, M. Straticiu³⁰, U. Straumann⁴¹, L. Sun⁵⁸, W. Sutcliffe⁵⁴, K. Swientek²⁸, V. Syropoulos⁴³, M. Szczekowski²⁹, T. Szumlak²⁸, S. T'Jampens⁴, A. Tayduganov⁶, T. Tekampe¹⁰, G. Tellarini^{17,g}, F. Teubert³⁹, C. Thomas⁵⁶, E. Thomas³⁹, J. van Tilburg⁴², V. Tisserand⁴, M. Tobin⁴⁰, S. Tolk⁴⁸, L. Tomassetti^{17,g}, D. Tonelli³⁹, S. Topp-Joergensen⁵⁶, E. Tournefier⁴, S. Tourneur⁴⁰, K. Trabelsi⁴⁰, M. Traill⁵², M.T. Tran⁴⁰, M. Tresch⁴¹, A. Trisovic³⁹, A. Tsaregorodtsev⁶, P. Tsopelas⁴², A. Tully⁴⁸, N. Tuning⁴², A. Ukleja²⁹, A. Ustyuzhanin^{67,66}, U. Uwer¹², C. Vacca^{16,39,f}, V. Vagnoni^{15,39}, S. Valat³⁹, G. Valenti¹⁵, A. Vallier⁷, R. Vazquez Gomez¹⁹, P. Vazquez Regueiro³⁸, S. Vecchi¹⁷, M. van Veghel⁴², J.J. Velthuis⁴⁷, M. Veltri^{18,r}, G. Veneziano⁴⁰, A. Venkateswaran⁶⁰, M. Vesterinen¹², B. Viaud⁷, D. Vieira¹, M. Vieites Diaz³⁸, X. Vilasis-Cardona^{37,m}, V. Volkov³³, A. Vollhardt⁴¹, B. Voneki³⁹, D. Voong⁴⁷, A. Vorobyev³¹, V. Vorobyev³⁵, C. Voß⁶⁵, J.A. de Vries⁴², C. Vázquez Sierra³⁸, R. Waldi⁶⁵, C. Wallace⁴⁹, R. Wallace¹³, J. Walsh²⁴, J. Wang⁶⁰, D.R. Ward⁴⁸, H.M. Wark⁵³, N.K. Watson⁴⁶, D. Websdale⁵⁴, A. Weiden⁴¹, M. Whitehead³⁹, J. Wicht⁴⁹, G. Wilkinson^{56,39}, M. Wilkinson⁶⁰, M. Williams³⁹, M.P. Williams⁴⁶, M. Williams⁵⁷, T. Williams⁴⁶, F.F. Wilson⁵⁰, J. Wimberley⁵⁹, J. Wishahi¹⁰, W. Wislicki²⁹, M. Witek²⁷, G. Wormser⁷, S.A. Wotton⁴⁸, K. Wraight⁵², S. Wright⁴⁸, K. Wyllie³⁹, Y. Xie⁶³, Z. Xing⁶⁰, Z. Xu⁴⁰, Z. Yang³, H. Yin⁶³, J. Yu⁶³, X. Yuan³⁵, O. Yushchenko³⁶, M. Zangoli¹⁵, K.A. Zarebski⁴⁶, M. Zavertyaev^{11,c}, L. Zhang³, Y. Zhang⁷, Y. Zhang⁶², A. Zhelezov¹², Y. Zheng⁶², A. Zhokhov³², V. Zhukov⁹, S. Zucchelli¹⁵.

¹Centro Brasileiro de Pesquisas Físicas (CBPF), Rio de Janeiro, Brazil

²Universidade Federal do Rio de Janeiro (UFRJ), Rio de Janeiro, Brazil

³Center for High Energy Physics, Tsinghua University, Beijing, China

⁴LAPP, Université Savoie Mont-Blanc, CNRS/IN2P3, Annecy-Le-Vieux, France

⁵Clermont Université, Université Blaise Pascal, CNRS/IN2P3, LPC, Clermont-Ferrand, France

⁶CPPM, Aix-Marseille Université, CNRS/IN2P3, Marseille, France

⁷LAL, Université Paris-Sud, CNRS/IN2P3, Orsay, France

⁸LPNHE, Université Pierre et Marie Curie, Université Paris Diderot, CNRS/IN2P3, Paris, France

⁹I. Physikalisches Institut, RWTH Aachen University, Aachen, Germany

¹⁰Fakultät Physik, Technische Universität Dortmund, Dortmund, Germany

¹¹Max-Planck-Institut für Kernphysik (MPIK), Heidelberg, Germany

¹²Physikalisches Institut, Ruprecht-Karls-Universität Heidelberg, Heidelberg, Germany

¹³School of Physics, University College Dublin, Dublin, Ireland

¹⁴Sezione INFN di Bari, Bari, Italy

- ¹⁵ *Sezione INFN di Bologna, Bologna, Italy*
- ¹⁶ *Sezione INFN di Cagliari, Cagliari, Italy*
- ¹⁷ *Sezione INFN di Ferrara, Ferrara, Italy*
- ¹⁸ *Sezione INFN di Firenze, Firenze, Italy*
- ¹⁹ *Laboratori Nazionali dell'INFN di Frascati, Frascati, Italy*
- ²⁰ *Sezione INFN di Genova, Genova, Italy*
- ²¹ *Sezione INFN di Milano Bicocca, Milano, Italy*
- ²² *Sezione INFN di Milano, Milano, Italy*
- ²³ *Sezione INFN di Padova, Padova, Italy*
- ²⁴ *Sezione INFN di Pisa, Pisa, Italy*
- ²⁵ *Sezione INFN di Roma Tor Vergata, Roma, Italy*
- ²⁶ *Sezione INFN di Roma La Sapienza, Roma, Italy*
- ²⁷ *Henryk Niewodniczanski Institute of Nuclear Physics Polish Academy of Sciences, Kraków, Poland*
- ²⁸ *AGH - University of Science and Technology, Faculty of Physics and Applied Computer Science, Kraków, Poland*
- ²⁹ *National Center for Nuclear Research (NCBJ), Warsaw, Poland*
- ³⁰ *Horia Hulubei National Institute of Physics and Nuclear Engineering, Bucharest-Magurele, Romania*
- ³¹ *Petersburg Nuclear Physics Institute (PNPI), Gatchina, Russia*
- ³² *Institute of Theoretical and Experimental Physics (ITEP), Moscow, Russia*
- ³³ *Institute of Nuclear Physics, Moscow State University (SINP MSU), Moscow, Russia*
- ³⁴ *Institute for Nuclear Research of the Russian Academy of Sciences (INR RAN), Moscow, Russia*
- ³⁵ *Budker Institute of Nuclear Physics (SB RAS) and Novosibirsk State University, Novosibirsk, Russia*
- ³⁶ *Institute for High Energy Physics (IHEP), Protvino, Russia*
- ³⁷ *Universitat de Barcelona, Barcelona, Spain*
- ³⁸ *Universidad de Santiago de Compostela, Santiago de Compostela, Spain*
- ³⁹ *European Organization for Nuclear Research (CERN), Geneva, Switzerland*
- ⁴⁰ *Ecole Polytechnique Fédérale de Lausanne (EPFL), Lausanne, Switzerland*
- ⁴¹ *Physik-Institut, Universität Zürich, Zürich, Switzerland*
- ⁴² *Nikhef National Institute for Subatomic Physics, Amsterdam, The Netherlands*
- ⁴³ *Nikhef National Institute for Subatomic Physics and VU University Amsterdam, Amsterdam, The Netherlands*
- ⁴⁴ *NSC Kharkiv Institute of Physics and Technology (NSC KIPT), Kharkiv, Ukraine*
- ⁴⁵ *Institute for Nuclear Research of the National Academy of Sciences (KINR), Kyiv, Ukraine*
- ⁴⁶ *University of Birmingham, Birmingham, United Kingdom*
- ⁴⁷ *H.H. Wills Physics Laboratory, University of Bristol, Bristol, United Kingdom*
- ⁴⁸ *Cavendish Laboratory, University of Cambridge, Cambridge, United Kingdom*
- ⁴⁹ *Department of Physics, University of Warwick, Coventry, United Kingdom*
- ⁵⁰ *STFC Rutherford Appleton Laboratory, Didcot, United Kingdom*
- ⁵¹ *School of Physics and Astronomy, University of Edinburgh, Edinburgh, United Kingdom*
- ⁵² *School of Physics and Astronomy, University of Glasgow, Glasgow, United Kingdom*
- ⁵³ *Oliver Lodge Laboratory, University of Liverpool, Liverpool, United Kingdom*
- ⁵⁴ *Imperial College London, London, United Kingdom*
- ⁵⁵ *School of Physics and Astronomy, University of Manchester, Manchester, United Kingdom*
- ⁵⁶ *Department of Physics, University of Oxford, Oxford, United Kingdom*
- ⁵⁷ *Massachusetts Institute of Technology, Cambridge, MA, United States*
- ⁵⁸ *University of Cincinnati, Cincinnati, OH, United States*
- ⁵⁹ *University of Maryland, College Park, MD, United States*
- ⁶⁰ *Syracuse University, Syracuse, NY, United States*
- ⁶¹ *Pontifícia Universidade Católica do Rio de Janeiro (PUC-Rio), Rio de Janeiro, Brazil, associated to ²*
- ⁶² *University of Chinese Academy of Sciences, Beijing, China, associated to ³*
- ⁶³ *Institute of Particle Physics, Central China Normal University, Wuhan, Hubei, China, associated to ³*
- ⁶⁴ *Departamento de Física, Universidad Nacional de Colombia, Bogota, Colombia, associated to ⁸*

- ⁶⁵ *Institut für Physik, Universität Rostock, Rostock, Germany, associated to* ¹²
⁶⁶ *National Research Centre Kurchatov Institute, Moscow, Russia, associated to* ³²
⁶⁷ *Yandex School of Data Analysis, Moscow, Russia, associated to* ³²
⁶⁸ *Instituto de Física Corpuscular (IFIC), Universitat de Valencia-CSIC, Valencia, Spain, associated to* ³⁷
⁶⁹ *Van Swinderen Institute, University of Groningen, Groningen, The Netherlands, associated to* ⁴²

- ^a *Universidade Federal do Triângulo Mineiro (UFMT), Uberaba-MG, Brazil*
^b *Laboratoire Leprince-Ringuet, Palaiseau, France*
^c *P.N. Lebedev Physical Institute, Russian Academy of Science (LPI RAS), Moscow, Russia*
^d *Università di Bari, Bari, Italy*
^e *Università di Bologna, Bologna, Italy*
^f *Università di Cagliari, Cagliari, Italy*
^g *Università di Ferrara, Ferrara, Italy*
^h *Università di Genova, Genova, Italy*
ⁱ *Università di Milano Bicocca, Milano, Italy*
^j *Università di Roma Tor Vergata, Roma, Italy*
^k *Università di Roma La Sapienza, Roma, Italy*
^l *AGH - University of Science and Technology, Faculty of Computer Science, Electronics and Telecommunications, Kraków, Poland*
^m *LIFAELS, La Salle, Universitat Ramon Llull, Barcelona, Spain*
ⁿ *Hanoi University of Science, Hanoi, Viet Nam*
^o *Università di Padova, Padova, Italy*
^p *Università di Pisa, Pisa, Italy*
^q *Università degli Studi di Milano, Milano, Italy*
^r *Università di Urbino, Urbino, Italy*
^s *Università della Basilicata, Potenza, Italy*
^t *Scuola Normale Superiore, Pisa, Italy*
^u *Università di Modena e Reggio Emilia, Modena, Italy*