

Bayesian Post-Selection Inference in the Linear Model

Snigdha Panigrahi* Jonathan Taylor Asaf Weinstein

Stanford University

Abstract

We provide Bayesian inference for a linear model selected after observing the data. Adopting [Yekutieli \(2012\)](#)'s ideas, the Bayesian model consists of a prior and a truncated likelihood. The resulting posterior distribution, unlike in the setup usually considered when performing Bayesian variable selection, is affected by the very fact that selection was applied. After proposing a concrete extension of [Yekutieli](#)'s framework to the case of variable selection, we turn to face the computational challenges associated with the adjusted posterior distribution. A major objection is the intractability of the truncated likelihood. At the core of our methods is a convex approximation to the truncated likelihood, which facilitates sampling from the (approximate) adjusted posterior distribution. We demonstrate both theoretically and in simulations that employing the proposed approximation results in Bayesian procedures that are qualitatively similar to those using the exact truncated likelihood.

Our methods are discussed in the context of recent literature on exact post-selection inference after model selection. These recent works focus on hypothesis testing, and capitalize on reductions achieved by conditioning out nuisance parameters. However, the techniques developed in that venue are generally less appropriate for addressing other questions, like point estimation. On the other hand, relying on an approximation to the full truncated likelihood, the tools we develop allow for more versatility. For example, replacing the genuine truncated likelihood by its approximation, we can approximate the maximum-likelihood estimate as the MAP estimate corresponding to a constant prior. We provide more examples in which our approximation can be employed to address frequentist questions that have not been resolved in existing work on exact post-selection inference.

Keywords: Selective inference, Bayesian inference, Adaptive data analysis, Conditional inference.

*To whom correspondence should be addressed (E-mail: snigdha@stanford.edu).

1 Introduction

An increasing concern about reproducibility in scientific research has recently brought much attention to the problem of selective inference. Informally, the term “selective inference” (sometimes also called *data snooping* or *adaptive data analysis*) refers to a situation in which the analyst interacts with the data to decide what questions about an underlying population she would like to address. In this situation, methods which do not take selection into account are generally invalid: the relevant sampling distribution for inference is altered by selection if the same data that was used to choose the question(s) of interest, is used for inference. For illustration, suppose that an analyst would like to model the relationship between a certain response and a set of potential explanatory variables. Looking at the data, she includes in the model only the few variables which appear to be most correlated with the response. If inference about the chosen model ignores selection, it would probably suggest (by construction) that the underlying selected correlations are large, even if all of them are in fact very small.

The problem of correcting for selection effect is not new, and has been formulated in various ways and with different goals in many previous works. Correspondingly, different approaches to adjusting inference for selection have been suggested, typically with the intention of constructing statistical procedures that have the same (or approximately the same) desirable properties as in the non-selective case. This includes bias-reducing methods based on an extended definition of Uniform Minimum-Variance Unbiased estimation (Robbins, 1988), Bayesian approaches (Efron, 2011) and bootstrapping (Simon and Simon, 2013); as well as methods that work by performing simultaneous inference (Berk et al., 2013). Recently, tools from information theory (Russo and Zou, 2015) and Differential Privacy (Dwork et al., 2014, 2015) have also been proposed to quantify and control the effect of selection.

Another common approach is to *condition* on selection, namely, base inference on the likelihood of the observed data when truncated to the set of all realizations that would result in the analyst posing the same question. While not a “cure-all”, the conditional approach is explicit and makes a lot of sense when the selection protocol is pre-specified. For illustration, suppose that

$$Y_i \sim N(\mu_i, \sigma^2)$$

independently for $1 \leq i \leq n$, and inference is to be provided for only μ_T , where T is such that $|Y_T| = \max |Y_i|$. If t is the observed value of T , then, according to the conditional approach, the guarantees of any statistical procedure need hold conditionally on the event

$\{T = t\}$. For example, a confidence interval should be designed such that it covers μ_t with probability $1 - \alpha$ given that $T = t$. Note that there is no inherent truncation to the event $\{T = t\}$, because inference would have been given for another mean, $\mu_{t'}$, if we happened to observe $T = t' \neq t$; however, the data *is* truncated in the sense that a statement is only ever made about μ_t when $T = t$. On that event, conditional guarantees are desirable; indeed, if for the observed data $T = 5$, say, then of interest is μ_5 and nothing else; hence, for example, the implication of a confidence interval that with probability $1 - \alpha$ covers μ_T on average over T (and Y_1, \dots, Y_n), is much less relevant than that of a confidence interval that ensures coverage of μ_5 given that $T = 5$. A practical advantage of conditioning on selection is that it brings the problem back to a conventional situation, where the parameter of interest is fixed rather than random. As such, usual properties of statistical procedures can be discussed also in the selective case (for example, [Fithian et al., 2014](#), discuss UMPU conditional tests).

A conditional approach has been pursued by several authors that addressed selective inference in so-called large-scale inference problems ([Efron, 2012](#)). Underlying such problems is a sequence model, where each observation corresponds to a single parameter, and the parameters are typically not assumed to have any relationship with one another. Conditional inference for the effects corresponding to the K largest statistics in the sequence model (as described above for $K = 1$) was proposed in [Reid et al. \(2014\)](#). [Zöllner and Pritchard \(2007\)](#) and [Zhong and Prentice \(2008\)](#) suggested point estimators and confidence intervals for the parameter of a univariate Gaussian distribution conditional on exceeding a fixed threshold, in the context of genome-wide association studies; [Weinstein et al. \(2013\)](#) constructed confidence intervals, and [Benjamini and Meir \(2014\)](#) explored point estimators, for the univariate truncated Gaussian problem with a more flexible (random) choice of cutoff; [Yekutieli \(2012\)](#) proposed to base inference on the truncated likelihood while incorporating a prior on the parameters; and [Simonsohn et al. \(2014\)](#) proposed a frequentist method to assess effect sizes from the distribution of the p-values corresponding to only the selected. More recently, the practicability of the conditional approach has been extended considerably from the sequence model to the realm of linear models and GLMs ([Lee et al., 2013](#); [Taylor et al., 2013, 2014](#); [Lee and Taylor, 2014](#); [Fithian et al., 2014](#); [Tian and Taylor, 2015](#), among others). In these works the selection protocol is assumed to partition the sample space into polyhedral (or at least convex) sets, fitting many popular ‘automatic’ model selection procedures such as the Lasso, marginal screening or forward-selection. The techniques developed in this line of work have practical importance as they allow to carry out exact inference after variable selection, which is one of the most popular situations where the problem of selective inference arises.

In the current work we propose methodology for performing Bayesian inference after variable selection in the linear model. If the original features are the rows of a matrix $X \in \mathbb{R}^{n \times p}$, we assume that a pre-specified variable selection procedure \widehat{M} has been used to select a subset of variables $\widehat{M}(Y) = M \subseteq \{1, \dots, p\}$, corresponding to the submodel which includes only the variables $\{X_j : j \in M\}$. Consistent with the conditional framework of [Fithian et al. \(2014\)](#), the problem of providing inference after selection is modeled by considering the truncated likelihood

$$f_S(y|X_M, \beta^M) = \frac{f(y|X_M, \beta^M)}{\mathbb{P}(Y \in A_M|X_M, \beta^M)} I(y \in A_M).$$

Above, $f(y|X_M, \beta^M)$ is the unconditional likelihood of the coefficient vector β^M under the submodel corresponding to M , and $A_M = \{y : \widehat{M}(y) = M\}$ is the event on which the submodel corresponding to M is selected by \widehat{M} . The subscript S on the left-hand side is meant to distinguish the truncated likelihood from the marginal likelihood. To provide Bayesian *selection-adjusted* inference we incorporate a prior $\pi(\beta^M)$ into the model given above by the truncated likelihood. The truncated likelihood gives *a-priori* preference to parameter values under which selection is less likely to occur, thereby shrinking the posterior toward such values.

From our perspective, allowing the truncated likelihood to produce that type of shrinkage is as desirable when providing Bayesian inference as it is when providing frequentist inference on the selected model. This is enabled by taking a *post*-selection viewpoint in modeling the selective inference problem: separating selection from inference, our analysis begins at a point where selection has already taken place, as reflected by the use of a conditional likelihood; that a prior is considered only after selection has occurred, is consistent with the post-selection point of view. By contrast, in the more common Bayesian approach a prior is associated with the un-truncated likelihood, modeling the data before selection takes place. In this case, trying to account for selection in the inference stage by conditioning on the selection event, would fail in producing the aforementioned shrinkage effect: indeed, the standard Bayesian formalism suggests that selection has no effect on the posterior distribution; we elaborate on this point and contrast it with the post-selection Bayesian approach in [Section 3](#).

Modeling Bayesian selection-adjusted inference as a truncation problem has been suggested previously by [Yekutieli \(2012\)](#). In his framework, a Bayesian model in which an unadjusted prior is prepended to the the truncated likelihood, emerges by considering a

generative model for the data and the parameters which allows truncation to affect the distribution of the data but not the parameters. In the current work we adopted the setup leading to Bayesian selection-adjusted inference from [Yekutieli \(2012\)](#), but our perspective is slightly different. Even earlier, [Bayarri and DeGroot \(1987\)](#) proposed to use the truncated likelihood for Bayesian analysis in situations where the statistician has access to only truncated data; for example, inference on the distribution of heights in a certain period in the past might have to be based on historical records of the heights of members in the army, for which there was a minimum required height ([Wachter and Trussell, 1982](#)). The situation considered in the current paper, similarly to the focus in [Yekutieli \(2012\)](#), is where truncation is imposed by the statistician herself when adaptively choosing the target of inference.

As pointed out above, the effective difference between the Bayesian selection-adjusted framework and the “usual” Bayesian framework is the use of a truncated likelihood instead of the marginal likelihood, for inference on selected parameters. In typical large-scale inference problems, using the “usual” framework or the adjusted framework in fact makes no difference as far as the posterior distribution is concerned. As explained in [Yekutieli \(2012, Section 3.3.1\)](#), this is because in such problems procedures are designed to scan across the sequence of observations and pick out the ones that admit some selection criteria. In other words, although selection takes place, it relies on the *marginal* –rather than the truncated – likelihood function to detect interesting parameters. In this case no further adjustment for selection is necessary once conditioning on the data. On the contrary, in the variable selection problem the selection procedure employed is typically not a formal multiple testing procedure, but instead is used as more of an exploratory tool to bring attention to potentially interesting features. In that case treating the data as truncated in the follow-up inference stage, is much more adequate, and it generally leads to substantially different inference when compared to Bayesian inference in the “usual” framework.

Working in a selection-adjusted Bayesian framework, the presence of the truncated likelihood connects our work to existing frequentist work on post model-selection inference. However, performing Bayesian inference requires new techniques: the frequentist theory developed so far for the linear model (e.g., [Lee et al., 2013](#)) focuses on hypothesis testing for linear functionals of the parameter, and relies on reducing the problem to a truncated problem free of nuisance parameters. By contrast, in our framework inference relies on the selection-adjusted posterior, which involves the *full* truncated likelihood. Consequently, even inference for a one-dimensional linear projection of the parameter vector requires to handle nuisance parameters. To complicate matters further, the truncated likelihood itself generally

does not have a closed form expression. Hence, Bayesian selection-adjusted inference in the linear model is by no means a trivial extension of the existing frequentist methods.

To circumvent the difficulties mentioned above, we offer a tractable approximation for the truncated likelihood which, as we show, exhibits similar properties to the exact function; importantly, our approximation is a convex function of the parameter. This approximation serves as our basis for inference on parameters after model selection. Prepending a prior to the approximate likelihood allows us to exploit the usual computational advantages of the Bayesian machinery. Indeed, we see this as one of the primary justifications for adopting the Bayesian framework in the current work: we usually work with diffuse priors, with an intention that such priors lead to procedures with good frequentist performance, and at the same time offer the opportunity to employ Bayesian methods when analytical methods fail. The approximate truncated likelihood can be also used to perform completely frequentist inference, thereby offering solutions to questions that were not treated in existing theory, such as point estimation.

The rest of the paper is organized as follows. Section 2 reviews a general framework suggested by Yekutieli (2012), which offers a different path leading to the type of adjusted Bayesian inference we pursue. In Section 3 we try to motivate the use of a truncated likelihood in Bayesian inference after model selection. A formal framework is presented in section 4. Section 5, the centerpiece of this paper, presents an approximation to the truncated likelihood, which allows us to overcome serious computational objections in implementation of post-selection inference. We employ our methods to obtain approximate credible intervals and point estimates in Sections 6 and 7, respectively. In Section 8 we demonstrate how our methods can be incorporated into some frequentist procedures that have been previously suggested, and offer a reduction in computational effort. An extension to generalized linear models is presented in Section 9.

2 Existing work on Bayesian selection-adjusted inference

Before formally modeling Bayesian selection-adjusted inference in the linear model, we review the work of Yekutieli (2012), which served as inspiration. The idea is to motivate a Bayesian model involving a *truncated* likelihood and a corresponding prior. As mentioned in the introduction, the perspective offered below is different from ours, although both lead to the same formal Bayesian model.

Yekutieli (2012) proposed a framework for Bayesian inference for parameters selected after viewing the data. In general, the data is $Y \in \mathcal{Y}$ and the parameter governing the distribution of Y is θ . As in the usual Bayesian framework, the starting point is a likelihood function $f(y|\theta)$ and a prior distribution $\pi(\theta)$ for θ . Additionally, in the selective framework $\{t_\gamma(\theta) : \gamma \in \Gamma\}$ is the set of parameters of potential interest, where Γ is some index set; each parameter $t_\gamma(\theta)$ is associated with a subset $A_\gamma \subseteq \mathcal{Y}$ such that inference is provided for $t_\gamma(\theta)$ if and only if $Y \in A_\gamma$.

Bayesian selection-adjusted inference is viewed as a truncation problem: if the parameter $t_\gamma(\theta)$ is selected for inference, then the pair (Y, θ) is assumed to be a realization from the joint distribution of (Y, θ) *conditionally* on $Y \in A_\gamma$. Still, Yekutieli observes that there are different schemes for truncating pairs (Y, θ) to $\{(y, \theta) : y \in A_\gamma\}$, which give rise to different truncated joint distributions:

1. *“Random” parameter*: in this case a sample from the joint truncated distribution is obtained by repeatedly sampling pairs (Y, θ) according to $\theta \sim \pi$, $Y|\theta \sim f(y|\theta)$ and keeping the first pair for which $Y \in A_\gamma$.
2. *“Fixed” parameter*: in this case a sample from the joint truncated distribution is obtained by sampling $\theta \sim \pi$ once; then, holding on to the realized value of θ , repeatedly sampling Y from the conditional distribution given θ , and keeping the first sample of Y for which $Y \in A_\gamma$.

From the prescriptions above we can write down the truncated – or *selection-adjusted* – joint distribution of (Y, θ) : for a “random” parameter this is given by

$$f_S(\theta, y) = \frac{\pi(\theta)f(y|\theta)}{\mathbb{P}(Y \in A_\gamma)} I(y \in A_\gamma)$$

whereas for a “fixed” parameter this is given by

$$f_S(\theta, y) = \pi(\theta) \frac{f(y|\theta)}{\mathbb{P}(Y \in A_\gamma|\theta)} I(y \in A_\gamma).$$

Consequently, for $y \in A_\gamma$, the selection-adjusted posterior distribution for a “random” parameter is

$$\pi_S(\theta|y) \propto f_S(\theta, y) = \pi(\theta)f(y|\theta) \tag{1}$$

and for a “fixed” parameter it is

$$\pi_S(\theta|y) \propto f_S(\theta, y) = \pi(\theta) \frac{f(y|\theta)}{\mathbb{P}(Y \in A_\gamma|\theta)}. \quad (2)$$

From equation (1) we see that selection does not change the posterior distribution of θ , and hence of a function thereof, when the parameter is modeled as “random”. This can be seen even more directly, noting that, for $y \in A_\gamma$,

$$\pi_S(\theta|y) = \pi(\theta|y, Y \in A_\gamma) \propto \pi(\theta|y)$$

because $\{Y = y\}$ is more specific than $\{Y \in A_\gamma\}$. Note that the argument above holds because the event A_γ truncates the *joint* distribution of (θ, Y) .

However, selection does affect the posterior distribution when the parameter is modeled as “fixed”. Indeed, inspecting (1) and (2), we see that the selection-adjusted likelihood, which in *both* cases is given by

$$f_S(y|\theta) = \frac{f(y|\theta)}{\mathbb{P}(Y \in A_\gamma|\theta)} I(y \in A_\gamma), \quad (3)$$

appears in the selection-adjusted posterior for a “fixed” parameter but not for a “random” parameter. Hence, for a “fixed” parameter the posterior is formed by appending the selection-adjusted likelihood (3) to the (unadjusted) prior π .

Using [Yekutieli \(2012\)](#)’s terminology, we propose to provide Bayesian selection-adjusted inference in the linear model with the parameter treated as “fixed”. We would like to point out that this was suggested before by Edward George and Daniel Yekutieli (see also our acknowledgement at the end of the paper). Edward George’s slides from a talk in 2012 includes some fundamental ideas, which we also pursue in the sequel. The current work provides further extensions of the framework (see Section 4; for example, introducing the selection of a generative model) and, primarily, offers some tools to deal with computational difficulties.

To fix terminology for the remainder of the paper, and consistent with the introduction, we will refer to Bayesian selection-adjusted inference in the linear model under a “fixed” parameter, simply as *Bayesian selection-adjusted inference* (although [Yekutieli](#) uses this term more generally, for both the “fixed” and “random” cases).

3 Motivation

There is considerable literature concerning the effect of selection on Bayesian inference, documenting apparent conflicts with frequentist analysis (Dawid, 1994; Mandel and Rinott, 2012, for example). Indeed, a common perception is that a Bayesian is indifferent to selection; as Dawid (1994) notes:

Since Bayesian posterior distributions are already fully conditioned on the data... for a Bayesian, the face-value approach is fully valid, and no further adjustment for selection is required.

Dawid (1994)’s argument is defensible when the “parameter” θ represents a genuine unobserved random variable, which is jointly distributed with the data Y according to $f(\theta, Y) \propto \pi(\theta)f(y|\theta)$. In this case, for any event $A \subseteq \mathcal{Y}$, conditioning on the event $\{Y \in A\}$ is redundant having already conditioned on $Y = y$ (for $y \in A$). For example, in a random-effects model, where noisy independent observations are made on randomly sampled items from some population, the posterior distribution of the the effect associated with the largest sample is unaffected by the fact that we chose the largest one.

However, when θ is better modeled as a deterministic, unknown quantity, for which the prior summarizes information available before the data is observed, the argument above is less convincing. In that situation, as opposed to the previous example, selection affects the distribution of $Y|\theta$; but, because selections is imposed (as opposed to a situation where $Y \in A$ occurs by chance), it hardly makes any sense that it would affect the prior. In other words, in that situation using the truncated likelihood in conjunction with the prior information would be more appropriate. We try to demonstrate the differences between the two situations described above through the following example.

Example 1. *Suppose that we are interested in a model that predicts life expectancy in US cities. For each of a large number of cities in the 50 states, explanatory variables are collected on individuals which include: population estimate; average per-capita income; percent illiteracy; percent high-school graduates; mean number of days with min temperature < 32 degrees; land area in square miles; etc.; the response is $Y =$ life expectancy. We are interested in identifying a parsimonious linear model that can serve to explain the response (life expectancy). Imagine (for simplicity) that there is a true linear relationship between the predictors and Y in each state, but it may vary from state to state. Suppose also that we know the distribution of the full-model coefficient vector β when a state is randomly sampled.*

(I). In the first scenario suppose that a state is randomly chosen and we observe the data collected for that state. Attempting to find the relevant variables, we apply some selection procedure that we committed to in advance: it might be a Bayesian variable selection procedure relying on the prior for β , or any other selection rule which is a function of the data only. Suppose that our selected model consists of the variables $X_2 =$ average per-capita income; $X_4 =$ percent high-school graduates; $X_5 =$ mean number of days with min temperature < 32 degrees. For inference about the coefficients $\beta_j^{\{2,4,5\}}$, $j = 2, 4, 5$ in the selected model, there is no need to adjust the posterior distribution $p(\beta^{\{2,4,5\}}|y)$ for selection.

(II). Now suppose that a person from Pennsylvania has access to the data and would like to fit a concise regression model to explain life expectancy in her state. Pennsylvania was not randomly chosen, and there is no particularly good reason to consider a model in which (β, Y) is actually a pair of jointly distributed random quantities. Hence, the analyst might take a frequentist approach, applying some variable selection procedure and following up by providing selection-adjusted inference for the selected model. Alternatively, it would make sense to take into account in the analysis any information available a-priori, for example use the known marginal distribution of β as a prior on the parameter (if prior information specific to Pennsylvania were available, it could be used instead). Suppose that the variables X_2, X_4, X_5 were selected, hence we are interested in inference about $\beta^{\{2,4,5\}}$, associated with the best linear predictor based on the selected variables. Bayesian inference after selection would use the prior on β along with the likelihood of β truncated to the event that variables 2, 4 and 5 are selected.

In case (I) selection did not matter because (β, Y) was assumed to be a realization from a joint distribution, and this joint distribution is truncated to $S = \{\text{variables } 2, 4, 5 \text{ selected}\}$; therefore, no further adjustment is required once conditioning on y . In the second case the prior distribution may be thought of as representing a prior belief; anyhow, the starting point of the analysis is after selection has been made, and this is reflected by the use of a truncated likelihood with an unadjusted prior.

To conclude this section, we would like to remark about some differences between multiple testing and inference after variable selection in the linear model. Assuming the linear model $Y|X \sim N_n(X\beta, \Sigma)$, $X \in \mathbb{R}^{n \times p}$, a sensible pursuit is that of detecting nonzero coefficients β_j ; a notable reference in this venue is [Barber and Candès \(2014\)](#). As a multiple testing problem, it is quite obvious that the *marginal* distribution of Y should be relied upon when designing a testing procedure. The problem of providing inference *after* selection, which we address in the current paper, is different in nature: it is more appropriate when the selection

procedure is a preliminary stage, intended to choose a parsimonious model but without formal guarantees (as opposed to the procedure of Barber and Candes (2014), for example). In this case, providing inference on the selected submodel by *conditioning* on the event of selection, seems more appropriate.

4 A framework for Bayesian adjusted inference after model selection

This section presents a formal framework for Bayesian adjusted inference after variable selection in the linear model. While Yekutieli (2012) described a general framework for Bayesian adjusted inference, his framework is directed more toward large-scale inference problems; the case of model selection calls for additional definitions. The main conceptual difference is that, in the model selection problem, any parameter selected depends (by definition of a parameter) on the generative model, and, as proposed in Fithian et al. (2014), we want to allow the analyst to choose also the generative model after observing the data. The generative model and the truncating event will determine the truncated likelihood.

In general, then, we observe data $Y \sim F$ from an unknown distribution F on the measurable space $(\mathcal{Y}, \mathcal{B})$. Selective inference is modeled as a two-stage process:

1. **Selection.** Based on the observed data, choose a generative model along with a corresponding parameter of interest.
2. **Inference.** Provide inference for the selected parameter.

The selection stage in general consists of choosing a pair of a *model* and a *parameter*

$$(\widehat{\mathcal{F}}(Y), \widehat{\mathcal{P}}(\cdot; Y)) = (\mathcal{F}, \mathcal{P})$$

where \mathcal{F} is a collection of distributions on $(\mathcal{Y}, \mathcal{B})$ and $\mathcal{P} : \mathcal{F} \rightarrow \mathbb{R}^d$ is a mapping whose domain is the *selected* model \mathcal{F} . In line with Fithian et al. (2014), the problem of providing inference after model selection, is formulated as providing inference for $\mathcal{P}(F)$ under the conditional distribution of Y given $\{(\widehat{\mathcal{F}}(Y), \widehat{\mathcal{P}}(\cdot; Y)) = (\mathcal{F}, \mathcal{P})\}$ and assuming that $F \in \mathcal{F}$.

Specializing this to the case of variable selection in linear regression, we assume that we observe a matrix $X = [X_1 \cdots X_p] \in \mathbb{R}^{n \times p}$ and a random vector

$$Y|X \sim N_n(\mu, \Sigma) \tag{4}$$

with μ unknown and Σ known. For convenience, we will often write (4) just as $Y \sim N_n(\mu, \Sigma)$, treating X as fixed. The selection stage will now consist of choosing a pair

$$(\widehat{X}^*(Y), \widehat{E}(Y)) = (X^*, E)$$

where $X^* \in \mathbb{R}^{n \times k}$ and $E \subseteq \{1, \dots, p\}$, corresponding to the model

$$\mathcal{F}_{X^*} = \{F_{\beta^*} = N_n(X^* \beta^*, \Sigma) : \beta^* \in \mathbb{R}^k\} \quad (5)$$

and the parameter

$$\theta^E = \underset{\theta}{\operatorname{argmin}} \mathbb{E}_{Y \sim F_{\beta^*}} \|Y - X_E \theta\|^2 = X_E^\dagger X^* \beta^*. \quad (6)$$

Above, $X_E = [X_j : j \in E] \in \mathbb{R}^{n \times |E|}$ is the matrix consisting of only the columns of X corresponding to E , and X_E^\dagger denotes the Moore-Penrose inverse of X_E . We assume throughout that $\widehat{X}^*(Y)$ is measurable with respect to $\widehat{E}(Y)$; in other words, the choice of the generative model can depend on the observed data only through $\widehat{E}(Y)$. In the second stage, inference is to be given for θ^E under the conditional distribution of Y given $\{(\widehat{X}^*(Y), \widehat{E}(Y)) = (X^*, E)\}$ and assuming that $F \in \mathcal{F}_{X^*}$.

Common choices of the matrix X^* are: $X^* = I_n$, in which case inference is given under the *saturated model*; $X^* = X$, in which case inference is given under the assumption that a linear model is correctly specified; $X^* = X_E$, in which case inference is given under the *selected model*. Note that in this last case, $\theta^E = \beta^*$ as long as X_E has full rank. More generally, the choice of a submodel as a generative model does not have to agree with the subset E . For example, suppose that we decide to use the Lasso to select the variables that will be of interest in the inference stage. Imagine that the lasso selects variables $\widehat{E}(Y) = E = \{2, 3, 7\}$, and that only this information about Y is revealed to us at this point. Looking at the output, we might have a reason to believe – perhaps relying on data from previous experiments – that another submodel, corresponding to $\widetilde{E}(Y) = E' \subseteq \{1, \dots, p\}$, is more plausible to have generated the data. In that case we may use $X^* = X_{E'}$ and still give inference for θ^E (in fact, we might want to include other variables, that were not recorded in X and now seem relevant). Note that inference in this case remains valid when we condition on $\widehat{E}(Y) = E$, because this is still the truncating event. The question of what generative model to use is, unavoidably, somewhat arbitrary, and the analyst has to make some choice.

It is worth emphasizing, however, that the choice of the generative model can have

important consequences not only on the interpretation of the selected parameter, but also on the properties of statistical procedures and on their implementation, as explained in [Fithian et al. \(2014\)](#). For example, besides power considerations, there is an essential difference between the saturated model, $X^* = I_n$, and the other cases, $\text{rank}(X^*) < n$, in terms of the computational difficulty in constructing optimal (UMPU) tests; see Section 8.

To proceed, denote the random pair corresponding to a model and a parameter by

$$\widehat{q}(Y) = (\widehat{X}^*(Y), \widehat{E}(Y))$$

and denote by $q = (X^*, E)$ a specific realization. We will restrict attention to procedures $(\widehat{X}^*, \widehat{E})$ which partition the sample space into convex polyhedral sets. Because we assume that $\widehat{X}^*(Y)$ is measurable with respect to $\widehat{E}(Y)$, we can write

$$\{y : \widehat{q}(y) = q\} = \{y : \widehat{E}(y) = E\} = \{y : A_E y \leq b_E\}$$

for corresponding A_E and b_E associated with E (only). In previous works ([Lee et al., 2013](#); [Taylor et al., 2014](#), among others), it was shown that for various popular ‘automated’ selection algorithms, the set $\{y : \widehat{E}(y) = E\}$ can indeed be written as $\{y : A_E y \leq b_E\}$.

Inference for the selected parameter is based on the *selection-adjusted* likelihood

$$f_S(y|\beta^*) = \frac{f(y|\beta^*)}{\mathbb{P}(A_E Y \leq b_E|\beta^*)} I(A_E y \leq b_E), \quad (7)$$

where

$$f(y|\beta^*) = (2\pi)^{-n/2} \Sigma^{-1/2} \exp\left(-\frac{1}{2}(y - X^* \beta^*)^T \Sigma^{-1} (y - X^* \beta^*)\right).$$

To obtain a Bayesian model we incorporate a prior

$$\beta^* \sim \pi(\beta^*)$$

into the model given by (7). Formally, then, (β^*, Y) have a *selection-adjusted* joint distribution given by

$$f_S(\beta^*, y) = \pi(\beta^*) f_S(y|\beta^*) = \pi(\beta^*) \frac{f(y|\beta^*)}{\mathbb{P}(A_E Y \leq b_E|\beta^*)} I(A_E y \leq b_E). \quad (8)$$

The framework for adjusted Bayesian inference after model selection is no different than an ordinary Bayesian framework, where the joint distribution of the parameter and the data is

given by (8). In particular, if $L(a, \beta^*)$ is a loss function and $\delta_S(y)$ is a rule that maps points in the restricted sample space $\{y : A_E y \leq b_E\}$ to actions, then the adjusted Bayes risk of δ w.r.t. π is

$$R_S(\pi, \delta) = \iint L(\delta_S(y), \beta^*) f_S(\beta^*, y) dy d\beta^*.$$

Correspondingly, the Bayes rule minimizes the adjusted posterior expected loss,

$$\rho_S(\pi, \delta, y) = \int L(\delta_S(y), \beta^*) \pi_S(\beta^* | y) d\beta^*$$

where

$$\pi_S(\beta^* | y) = \frac{f_S(\beta^*, y)}{\int f_S(\beta^*, y) d\beta^*} \propto \pi(\beta^*) f_S(y | \beta^*) \quad (9)$$

is the *selection-adjusted* posterior distribution. Note that this can be easily adapted for inference on a function $t(\beta^*)$ by taking $L(a, \beta^*) = L_t(a, t(\beta^*))$ where L_t is a loss function defined on an action set and state set chosen for $t(\beta^*)$. This is just a formal way of saying that the posterior distribution of β^* determines the optimal procedures for any function of β^* ; specifically, this is true for θ^E , the function of β^* which inference is required for. In later sections we base post-model selection inference on the (approximate) selection-adjusted posterior distribution (9) of β^* , without necessarily committing to a formal decision theoretic framework.

In recent work on post-model selection inference (Lee et al., 2013; Taylor et al., 2014, among others), explicit expressions for (A_E, b_E) have been derived for many popular selection algorithms. We rely on these results when implementing our methods in later sections. For now we just present a few of them in the context of the selection-adjusted posterior.

Example 2 (Univariate truncated normal). *Consider the simple univariate case where $Y \sim N(\mu, \sigma^2)$ and the selection event is $A = \{y \in \mathbb{R} : y > \lambda\}$. Formally, this is a (very) special case of the general setup, where the two obvious competing models are the ‘trivial’ model $\mu \in \{0\}$ and $\mu \in \mathbb{R}$, and selection entails the second; we carry out inference under the saturated model, which here is the same as the selected model. Hence, for a normal prior $\mu \sim N(0, \tau^2)$, the selection-adjusted posterior for $y > \lambda$ is*

$$\begin{aligned} \pi_S(\mu | y) &\propto \pi(\mu) \frac{f(y | \mu)}{\mathbb{P}(y > \lambda | \mu)} \propto \exp(-\mu^2 / (2\tau^2)) \frac{\exp(-(y - \mu)^2 / (2\sigma^2))}{1 - \Phi\left(\frac{\lambda - \mu}{\sigma}\right)} \\ &\propto \exp\left\{-\frac{1}{2/(1/\sigma^2 + 1/\tau^2)} \left(\mu - \frac{1/\sigma^2}{1/\sigma^2 + 1/\tau^2} y\right)^2\right\} / \left[1 - \Phi\left(\frac{\lambda - \mu}{\sigma}\right)\right] \end{aligned}$$

Example 3 (Best one-sparse model). Here $Y|X \sim N_n(\mu, \sigma^2 I_n)$. We wish to fit a linear model using the first predictor which enters in a forward-stepwise regression. Hence $\widehat{E}(Y)$ is the index E satisfying $|X_E^T y| \geq |X_j^T y|$ for all $1 \leq j \leq p$. We consider here the simpler case of conditioning on the sign of the selected variable in addition to the identity of the selected predictor. Denoting $\hat{z}_E(y) = \text{sgn}(X_E^T y)$, it is fairly easy to express the event $\{y : \widehat{E}(y) = E, \hat{z}_E(y) = z_E\}$ through a set of affine constraints, namely, $\{y : A(E, z_E)y \leq b(E, z_E)\}$. Specifically, $A(E, z_E)$ and $b(E, z_E)$ encode the following set of inequalities:

$$\begin{aligned} z_E x_E^T y - x_j^T y &\geq 0 \text{ for } j \in \{1, 2, \dots, p\} \setminus E \\ z_E x_E^T y + x_j^T y &\geq 0 \text{ for } j \in \{1, 2, \dots, p\} \setminus E \\ z_E x_E^T y &\geq 0. \end{aligned}$$

Incorporating a $N_k(0, \tau^2 I)$ prior gives the adjusted posterior for β^* as

$$\pi_S(\beta^* | y) \propto \exp\{-\|\beta^*\|^2 / (2\tau^2)\} \frac{\exp\{-\|(y - X^* \beta^*)\|^2 / (2\sigma^2)\}}{\mathbb{P}(A(E, z_E)y \leq b(E, z_E) | \beta^*)}$$

A generalization of this example is selection of the k first variables that enter in a forward-stepwise procedure (with signs); the selection event can again be described by a set of affine constraints.

Example 4 (Selection via Lasso). $Y|X \sim N_n(\mu, \sigma^2 I)$ and we consider variable selection via the Lasso estimator. Namely, for a fixed value of λ , $\widehat{E}(y) = \{j : \hat{\beta}_j(y) \neq 0\}$ where

$$\hat{\beta}(y) \in \underset{\beta \in \mathbb{R}^p}{\text{argmin}} \frac{1}{2} \|y - X\beta\|_2^2 + \lambda \|\beta\|_1.$$

Denoting $\hat{z}_E(y) := (\text{sgn}\{\hat{\beta}_j(y)\} : j \in E)$, [Lee et al. \(2013\)](#) show that the set $\{y : \widehat{E}(y) = E, \hat{z}_E(y) = z_E\}$ may be written as the polytope $\{A(E, z_E)y \leq b(E, z_E)\}$ for

$$A(E, z_E) = \begin{pmatrix} A_0(E, z_E) \\ A_1(E, z_E) \end{pmatrix} \quad b(E, z_E) = \begin{pmatrix} b_0(E, z_E) \\ b_1(E, z_E) \end{pmatrix}$$

and where $A_i(E, z_E), b_i(E, z_E)$, $i = 0, 1$, are given by

$$\begin{aligned} A_0(E, z_E) &= \frac{1}{\lambda} \begin{pmatrix} X_{-E}^T(I - P_E) \\ -X_{-E}^T(I - P_E) \end{pmatrix} & b_0(E, z_E) &= \begin{pmatrix} 1_q - X_{-E}^T(X_E^T)^+ z_E \\ 1_q + X_{-E}^T(X_E^T)^+ z_E \end{pmatrix} \\ A_1(E, z_E) &= -\text{diag}(z_E)(X_E^T X_E)^{-1} X_E^T & b_1(E, z_E) &= -\lambda \text{diag}(z_E)(X_E^T X_E)^{-1} z_E. \end{aligned} \quad (10)$$

Above, P_E is the projection matrix onto the linear space spanned by $\{X_j : j \in E\}$. Also, $q = p - |E|$ and 1_q is the vector in \mathbb{R}^q whose all elements are equal to 1. For $\beta^* \sim N_k(0, \tau^2 I)$, the selection-adjusted posterior is

$$\pi_S(\beta^* | y) \propto \exp\{-\|\beta^*\|^2 / (2\tau^2)\} \frac{\exp(-\|(y - X^* \beta^*)\|^2 / 2\sigma^2)}{\mathbb{P}(A(E, z_E)y \leq b(E, z_E) | \beta^*)}$$

with $A(E, z_E), b(E, z_E)$ given in (10).

5 Approximations to the truncated likelihood

To be able to take advantage of Bayesian computational methods, an immediate challenge that presents itself is to evaluate the selection-adjusted likelihood (7) as a function of β^* . The difficulty is in computing the *adjustment factor*

$$\mathbb{P}(A_E Y \leq b_E | \beta^*) \quad (11)$$

as a function of β^* for given matrix A_E and vector b_E . Since (11) in general has no closed form, we will propose an approximation of the adjustment factor that is computationally tractable while exhibiting similar properties as the exact expression. We will assume from now on, unless otherwise noted, that $\Sigma = \sigma^2 I_n$; extending our methods to the case of general (known) covariance is simple, especially since for (11) we can assume $\text{cov}(Y) = I_n$ without loss of generality; indeed,

$$\mathbb{P}(AY \leq b | \beta^*) = \mathbb{P}(\tilde{A}\tilde{Y} \leq b | \beta^*)$$

with $\tilde{A} = A\Sigma^{1/2}$, $\tilde{Y} = \Sigma^{-1/2}Y \sim N_n(\mu, I_n)$.

Before delving into the details, we would like to convince the reader that evaluating the adjustment factor is essential. The approach relied upon in recent frequentist work on exact post-selection inference, was able to bypass handling the adjustment factor directly; we explain why this technique is not suitable in our case. Consider inference under the saturated

model (i.e., $X^* = I_n$), $Y \sim N(\mu, I_n)$, and suppose that we want to test a null hypothesis regarding a one-dimensional projection of μ , say $\nu = \eta^T \mu$, conditional on $Y \in \{y : Ay \leq b\}$. Without loss of generality, assume that $\|\eta\|^2 = 1$. Write

$$Y = (\eta^T Y)\eta + Z$$

where $Z = (I - P_\eta)Y$ is the projection of Y orthogonally to η . Then a crucial observation is that the conditional distribution of $\eta^T Y$ given that $Y \in \{y : Ay \leq b\}$ and $Z = z$, is just the distribution of $\eta^T Y$ truncated to the interval $[\gamma^-(z), \gamma^+(z)]$ for known functions γ^+, γ^- associated with A, b ; importantly, this distribution depends only on the scalar parameter of interest, $\nu = \eta^T \mu$. This result is key to construction of frequentist tests (and, by duality, of confidence intervals) which are valid conditionally, and hence also unconditionally, on Z . In fact, [Fithian et al. \(2014\)](#) show that under the saturated model, Uniformly Most Powerful Unbiased (UMPU) tests for testing a two-sided hypothesis are of this form; if instead of a saturated, the model used for inference has X^* with $\text{rank}(X^*) < n$, constructing optimal test again requires to handle terms like (11); this is generally the case when inference under the *selected* model is of interest (in Section 8 we propose to employ our methods for this task).

The situation is therefore congenial when performing selective hypothesis testing. But it is more complicated when general likelihood-based inference is considered, estimation being a good example. The reason is that the statistic $\eta^T Y$ is not sufficient for ν conditionally on $Y \in \{y : Ay \leq b\}$. Indeed, we may write the selection-adjusted likelihood as

$$f_S(\eta^T y, z | \mu) = f_S(\eta^T y | z, \mu) f_S(z | \mu) = g_{\nu, \sigma^2}^{[\gamma^-(z), \gamma^+(z)]}(\eta^T y) f_S(z | \mu).$$

where $g_{\nu, \sigma^2}^{[\gamma^-(z), \gamma^+(z)]}$ is the density of a $N(\nu, \sigma^2)$ variable truncated to $[\gamma^-(z), \gamma^+(z)]$. For fixed z , if $f_S(z | \mu)$, the conditional density of a lower dimensional projection of Y , did not depend on ν , then computing the posterior density of ν would conveniently reduce to computing the posterior under a univariate truncated normal likelihood, a case that was studied extensively by [Yekutieli \(2012\)](#). Unfortunately, $f_S(z | \mu)$ generally *does* depend on ν , and so conditioning on z is not particularly helpful.

Now that we have motivated the need for it, we turn to propose a workable approximation for the adjustment factor. Note that at this point the discussion revolves around the selection-adjusted likelihood only, therefore any of the approximations that we will suggest for the truncated likelihood can be used for frequentist instead of Bayesian inference.

5.1 A first attempt

The quantity of interest is the probability (11) under $Y \sim N_n(X^*\beta^*, \sigma^2 I)$. We already noted that the exact expression is in general a complicated function of β^* ; still, it is clear that this function should take larger values when the mean $X^*\beta^*$ lies closer to the polytope $\mathcal{K} = \{y : A_E y \leq b_E\}$. It would therefore be sensible to consider the approximation

$$\mathbb{P}(A_E y \leq b_E | \beta^*) \approx \exp\left(-\frac{\|X^*\beta^* - P_{\mathcal{K}}(X^*\beta^*)\|^2}{2\sigma^2}\right) \quad (12)$$

where $P_{\mathcal{K}}(X^*\beta^*)$ is the projection of $X^*\beta^*$ onto \mathcal{K} . Indeed, the following theorem shows that the right-hand side of (12) can be derived as an upper bound for the exact term by generalizing a Chernoff bound.

Theorem 5.1 (Chernoff approximation). *Let $Y \sim N_n(\mu, \sigma^2 I_n)$ and let $\mathcal{K} \subseteq \mathbb{R}^n$ be convex and compact. Then*

$$\mathbb{P}(Y \in \mathcal{K} | \mu) \leq \exp\left(-\frac{\|\mu - \mathcal{P}_{\mathcal{K}}(\mu)\|^2}{2\sigma^2}\right)$$

where

$$\mathcal{P}_{\mathcal{K}}(\mu) = \inf\{\|\mu - z\|^2 : z \in \mathcal{K}\}$$

is the projection of mean vector μ onto \mathcal{K} .

Remark 1. *The polyhedral set corresponding to many popular variable selection rules (as in our examples) is not compact. While compactness is required for our proof, one should be able to remove this condition by considering, for a fixed π , a sufficiently large compact, convex subset of \mathcal{K} that would work for all β^* in a bounded set of probability close to 1 under π . In any case, the purpose of Theorem 5.1 is only to motivate the proposed approximation.*

We prove Theorem 5.1 in the appendix. While the theorem implies that the Chernoff approximation is sensible for general convex sets, the computation of the approximation is less burdensome when the set \mathcal{K} is a polyhedral set: finding $\mathcal{P}_{\mathcal{K}}(\mu)$ is then a convex optimization problem, and there are available tools to solve it. Specifically, in the appendix we describe how to employ an algorithm based on ADMM (Boyd et al., 2011) to numerically solve the optimization problem.

5.2 Approximation with a barrier function

While the Chernoff approximation (12) exhibits desirable properties, it may be too crude for certain purposes. Indeed, it incurs no penalty when $X^*\beta^*$ is inside the selection region, even though the exact probability (11) is not constant on $\{\beta^* : X^*\beta^* \in \mathcal{K}\}$. In Section 7 we discuss point estimation and show that using the approximation (12) produces no shrinkage of the usual estimates, while we *do* expect shrinkage due to selection. This motivates looking for a more refined approximation for the adjustment factor.

In general, consider an approximation of the form

$$\mathbb{P}(A_E y \leq b_E | \beta^*) \approx \exp(-h_\sigma(X^*\beta^*)). \quad (13)$$

Then the approximation in (12) has

$$h_\sigma(X^*\beta^*) = \frac{1}{2\sigma^2} \|X^*\beta^* - P_{\mathcal{K}}(X^*\beta^*)\|^2 = \inf_{z \in \mathcal{K}} \frac{1}{2\sigma^2} \|X^*\beta^* - z\|^2. \quad (14)$$

Note that this can be rewritten as

$$\inf_{z \in \mathbb{R}^n} \left\{ \frac{1}{2\sigma^2} \|X^*\beta^* - z\|^2 + I_{\mathcal{K}}(z) \right\} \quad (15)$$

where

$$I_{\mathcal{K}}(z) = \begin{cases} 0 & z \in \mathcal{K} \\ \infty & \text{otherwise} \end{cases} \quad (16)$$

is an indicator function for the set \mathcal{K} .

More generally, consider

$$h_\sigma(X^*\beta^*) = \inf_{z \in \mathbb{R}^n} \left\{ \frac{1}{2\sigma^2} \|X^*\beta^* - z\|^2 + w_\sigma(z) \right\} \quad (17)$$

where $w_\sigma(z)$ is a non-negative function that should, informally, reflect a preference for values of z farther away from the boundary and inside the selection region; in other words, $w_\sigma(z)$ should take on smaller values for such z . Throughout, when $\sigma^2 = 1$, we write simply $w(z)$ instead of $w_1(z)$ and $h(z)$ instead of $h_1(z)$.

Refining the choice in (16), we propose to substitute for $w_\sigma(z)$ a barrier function,

$$w_\sigma^{\text{bar}}(z) = \begin{cases} \sum_{i=1}^m \log \left(1 + \frac{\sigma}{b_i - a_i^T z} \right) & z \in \mathcal{K} \\ \infty & \text{otherwise} \end{cases}. \quad (18)$$

Correspondingly, (11) will be approximated as

$$\exp(-h_\sigma^{\text{bar}}(X^* \beta^*))$$

with

$$h_\sigma^{\text{bar}}(\beta^*) = \inf_{z \in \mathbb{R}^n} \left\{ \frac{1}{2\sigma^2} \|X^* \beta^* - z\|^2 + w_\sigma^{\text{bar}}(z) \right\}. \quad (19)$$

Note that as $z \in \mathcal{K}$ approaches the boundary of the selection region, $\sum_{i=1}^m \log(1 + \sigma/(b_i - a_i^T z))$ will tend to ∞ , which is typical of a barrier function. Hence, for fixed $X^* \beta^*$, (19) encourages z to lie deeper inside the selection region, where $b_i - a_i^T z$ take on larger values. Another advantage of using (19) instead of (15) is that the optimization problem is now not constrained.

Figure 1 displays the two approximations to the adjustment factor as well as the exact expression (using Mill's approximation for large $|\mu|$) for the truncated univariate example. It can be seen that the Barrier approximation is more accurate than the Chernoff approximation. As we will see in Section 7, the modification above will also have a desirable shrinking effect on our point estimates.

6 Credible intervals

6.1 Selection-adjusted credible intervals

Equipped with a tractable approximation to the adjustment factor, we can now employ generic Bayesian computational methods to give inference based on the posterior distribution. The complicated form of the selection-adjusted likelihood – even after substituting an approximation of (11) – makes the problem at hand a good example for a situation where the Bayesian machinery offers a way out. Note, for example, that the approximations discussed in the previous section still do not give a closed form expression in β^* .

Let $t(\beta^*)$ be a scalar function of β^* . An example is $\theta_j^E = e_j^T \theta^E = e_j^T X_E^\dagger X^* \beta^*$. Equi-tailed

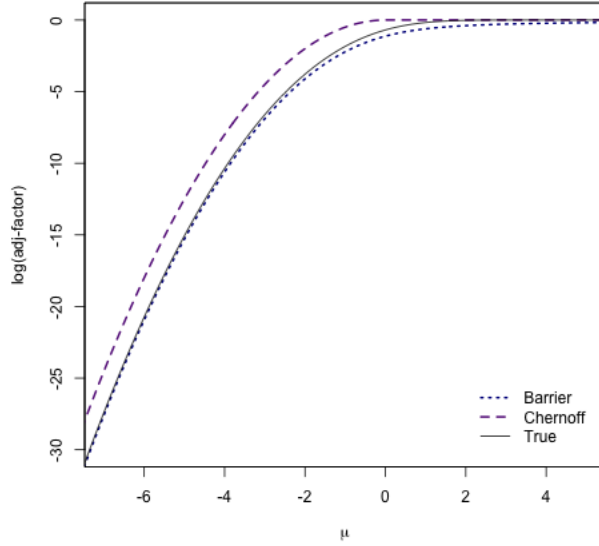


Figure 1: Approximations to $\log \mathbb{P}(A_E Y \leq b_E | \mu)$ in the univariate case, $Y \sim N(\mu, 1)$. Here $\{A_E Y \leq b_E\} = \{Y > 0\}$. The Barrier approximation is closer to the exact function.

credible intervals for $t(\beta^*)$ at $Y = y$ are given by $[l(y), u(y)]$ where $l(y)$ and $u(y)$ satisfy

$$\int_{-\infty}^{l(y)} \pi_S(t(\beta^*)|y) dt(\beta^*) = \alpha/2, \quad \int_{u(y)}^{\infty} \pi_S(t(\beta^*)|y) dt(\beta^*) = \alpha/2.$$

We construct approximate confidence intervals by sampling from an approximate selection-adjusted posterior and forming the interval $[\hat{l}(y), \hat{u}(y)]$, where $\hat{l}(y)$ and $\hat{u}(y)$ are the $\alpha/2$ and $1 - \alpha/2$ sample quantiles, respectively. Specifically, we use a Metropolis-Hastings algorithm where, in computing the acceptance ratio, we incorporate an approximation for the selection-adjusted posterior,

$$\pi_S(\beta^*|y) \approx \pi(\beta^*) \frac{f(y|\beta^*)}{\exp(-h_\sigma^{\text{bar}}(X^*\beta^*))}.$$

At each draw of the Metropolis-Hastings algorithm, to compute $h_\sigma^{\text{bar}}(X^*\beta^*)$ we need to solve the optimization problem in (19). The Chernoff approximation (14) could be used alternatively; however, the previous section suggests that the barrier approximation produces more accurate results.

We will now employ this scheme to construct approximate selection-adjusted credible intervals for the examples considered in Section 4. We use the selected model, $X^* = X_E$, for inference and construct adjusted intervals for each coordinate of $\beta^* \in \mathbb{R}^{|E|}$. The selected

model is used for convenience: note that we anyhow draw posterior samples of β^* , hence posterior samples of θ_j^E under a general model X^* could be trivially obtained by computing the projection $\theta_j^E = e_j^T X_E^\dagger X^* \beta^*$, $e_j \in \mathbb{R}^{|E|}$, for any sampled value of β^* . We aim for procedures with reasonably good frequentist coverage, and so we generally use a diffuse prior for the parameter.

Example 2 (continued). *We construct approximate selection-adjusted credible intervals for μ in the univariate example, $Y \sim N(\mu, \sigma^2)$ truncated to $A = \{y \in \mathbb{R} : y > 0\}$. In this case there is no need for MCMC methods, as we can approximate the posterior distribution on a grid of scalar values. Figure 2 shows a 95% approximate adjusted credible interval ($\sigma^2 = 1$) for normal priors with varying standard deviations.*

Example 4 (continued). *We construct approximate selection-adjusted credible intervals for variables selected via Lasso. We set $n = 100$, $p = 50$, and simulate a vector Y from a gaussian distribution with mean equal to $X_1 + X_2 + \dots + X_{10}$ and identity covariance, where X_i , $i = 1, \dots, 50$ are orthogonal vectors. The Lasso is used with value of λ that corresponds to selecting exactly 4 variables for any specific realization of Y . A diffuse prior is used for β^* . Figure 3 displays 95% approximate adjusted credible intervals for each of the 4 selected variables in two different realizations of Y . In both cases the underlying true $\beta_j^E = 0$ for all $j \in E$ (recall that the X_i are orthogonal), and represented by the horizontal dashed line. Hence, we examine the credible intervals here from a frequentist viewpoint. Specifically, we expect that for a vague prior the frequentist coverage of the credible intervals based on our approximation, is not far from $1 - \alpha$. For reference, the frequentist exact selection-adjusted confidence intervals of Lee et al. (2013) (these intervals provably have the right coverage) are shown as well, and seem quite similar (somewhat shorter on the instance on the left panel). Both adjusted intervals, Bayesian and frequentist, are appreciably longer than the unadjusted intervals. The other two methods, employing data-carving or randomization (with additive gaussian noise), are discussed below. The advantages of randomization are clearly shown in the length of the corresponding intervals.*

6.2 Data-carving credible intervals

Fithian et al. (2014) proposed a general scheme, *data-carving*, to increase precision of post-selection inference. In that scheme a small portion of the data is reserved for the inference stage, i.e., not used for selection; while the entire data is used for inference conditional on selection. Thus, as opposed to data splitting, which ignores the hold-out portion of the data

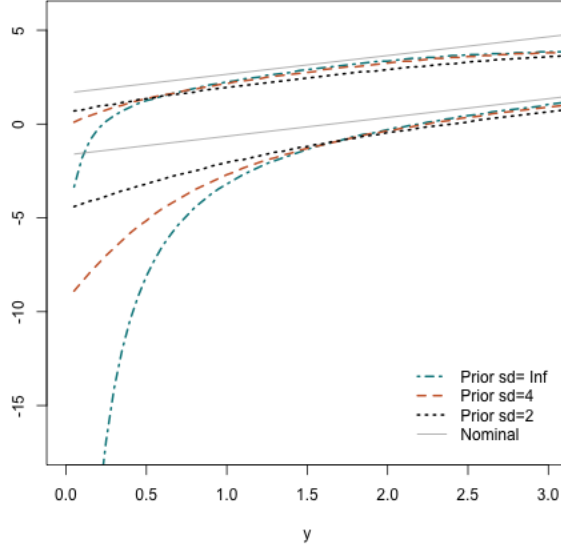


Figure 2: Approximate credible intervals for μ in the univariate case, $Y \sim N(\mu, 1)$ truncated to $\{y \in \mathbb{R} : y > 0\}$. The barrier function is used in approximating the adjustment factor. Different line types correspond to different prior standard deviations.

completely at the inference stage, data carving discards only the information in the hold-out portion that is captured by the random variable $1_{A_q}(Y)$. [Fithian et al. \(2014\)](#) show that, as expected, selective tests based on data-carving can be substantially more powerful than selective tests based on data splitting.

Data carving can certainly be incorporated into our Bayesian framework. Let the data be

$$Y = \begin{bmatrix} Y^{(1)} \\ Y^{(2)} \end{bmatrix} \sim N \left(\begin{bmatrix} X^{*(1)}\beta^* \\ X^{*(2)}\beta^* \end{bmatrix}, \sigma^2 \begin{bmatrix} I_{n_1} & 0 \\ 0 & I_{n_2} \end{bmatrix} \right).$$

The selection event is $\{A_E^{(1)}Y^{(1)} \leq b_m\}$ where $A_E^{(1)} = A_E S$, $S = [I_{n_1} \ 0_{(n-n_1) \times n_1}]^T$.

Since the selection event is determined by $Y^{(1)}$ only, the selection-adjusted joint distribution of the parameter and the data is

$$f_S(\beta^*, y^{(1)}, y^{(2)}) = \pi(\beta^*) f_S(y^{(1)}|\beta^*) f(y^{(2)}|\beta^*). \quad (20)$$

Note that, rearranging the terms on the right hand side and using Bayes rule, we have

$$f_S(\beta^*, y^{(1)}, y^{(2)}) \propto \pi(\beta^* | y^{(2)}) f_S(y^{(1)} | \beta^*).$$

That is, with data carving, the posterior distribution can be interpreted as arising from updating first the distribution of β^* based on the untruncated likelihood of $Y^{(2)}$ only, and using this as the updated prior for β^* in a selective problem involving $Y^{(1)}$ only.

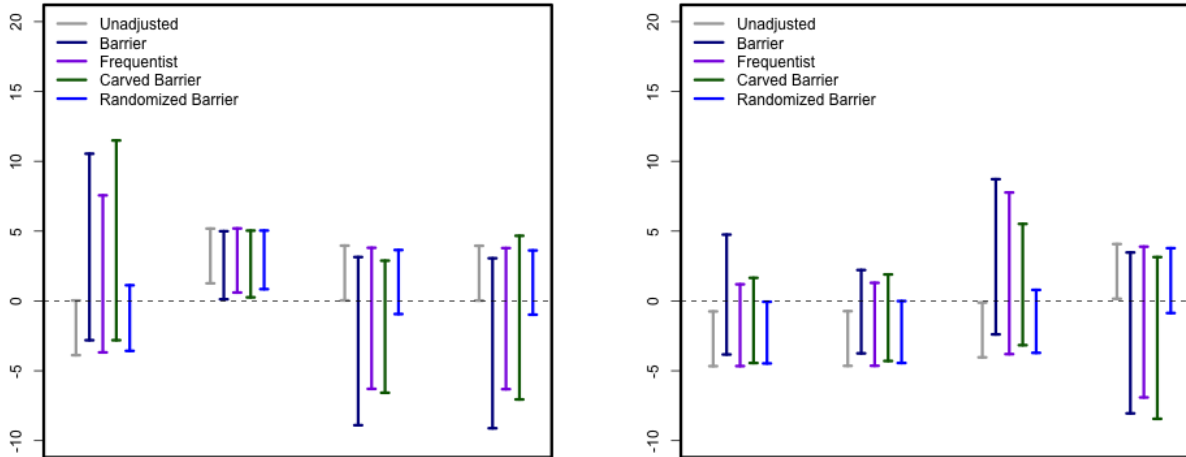


Figure 3: Selection-adjusted approximate credible intervals after selection via Lasso. The panels correspond to two different realizations of Y , where in each the first 4 variables entering the Lasso path were selected. For each of the 4 variables the credible intervals constructed are (from left to right): unadjusted, barrier, frequentist, carved (barrier) with 95% of data used in the selective stage, randomized (barrier) with additive gaussian noise with mean 0 and variance $\gamma^2 I$, $\gamma^2 = 0.1$. Horizontal dashed line at zero indicates the true value of the partial coefficients of the selected variables.

6.3 Credible intervals with randomization

Data-carving may reduce the length of confidence intervals because it guarantees that the information about the parameter in the hold-out portion, is not affected by selection. Another general strategy for ensuring that enough information is reserved for inference, suggested by [Tian and Taylor \(2015\)](#), is to introduce user-generated randomness in the selection stage. Indeed, randomization tends to smooth out the effect of truncation, which results in more *leftover information* (introduced in [Fithian et al. \(2014\)](#), this is the expectation of

the conditional fisher information given the indicator $1_{A_q}(Y)$). In fact, as they pointed out, data-splitting and data-carving using random splitting, are particular schemes for selective inference with a randomized response. [Tian and Taylor \(2015\)](#) proposed a specific randomization scheme, in which the observed data is still (only) the vector y , but truncation is applied to $Y^* = Y + W$ where $W \sim N_n(0, \gamma^2 I)$ and independent of Y . If the selection region remains $\{y^* : A_E y^* \leq b_E\}$, then the selection-adjusted joint distribution of (β^*, y, w) is now

$$f_S(\beta^*, y, w) = \pi(\beta^*) \frac{f(y, w | \beta^*)}{\mathbb{P}(A_E(Y + W) \leq b_E | \beta^*)} I(A_E(y + w) \leq b_E).$$

Integrating out w gives the selection-adjusted joint distribution of β^* and the observed data y as

$$\begin{aligned} f_S(\beta^*, y) &= \pi(\beta^*) \frac{f(y | \beta^*)}{\mathbb{P}(A_E(Y + W) \leq b_E | \beta^*)} \mathbb{P}(A_E(y + W) \leq b_E) \\ &\propto \pi(\beta^*) \frac{f(y | \beta^*)}{\mathbb{P}(A_E(Y + W) \leq b_E | \beta^*)}. \end{aligned} \tag{21}$$

In the last step we used the fact that W is independent of Y and its distribution does not depend on β^* . To provide adjusted Bayesian inference in this situation, we can proceed as in the non-randomized setup after we obtain an approximation for $\mathbb{P}(A_E(Y + W) \leq b_E | \beta^*)$; note that this is equal to $\mathbb{P}(A_E \tilde{Y} \leq b_E | \beta^*)$ where $\tilde{Y} \stackrel{d}{=} Y + W \sim N_n(X^* \beta^*, (\sigma^2 + \gamma^2) I)$, hence reduces to the computation of the adjustment factor when σ^2 is replaced by $\sigma^2 + \gamma^2$.

7 Point estimates

In this section we explore point estimates for functions of the selected parameter. We can obtain an approximation for the posterior mean estimate by sampling from the approximate posterior as suggested in the previous section. We do implement this estimate when comparing different methods below, but the focus in this section is on studying the mode of the (approximate) selection-adjusted posterior. We refer to the latter as the selective MAP (or just the MAP) estimate. A main reason for concentrating on this estimate is that, by addressing the MAP, we make the discussion applicable also to the (selective) maximum-likelihood estimator, by considering a constant prior. We would like to point out that frequentist point estimation based on the full truncated likelihood (in particular, the MLE of β^*) is not addressed in existing work on exact post-model selection inference. Whereas implementation of the posterior mean estimate requires sampling from the approximate posterior, we will show that the problem of finding the approximate MAP is a convex optimization problem;

this further adds to its appeal.

Recall that the selection-adjusted posterior is given by

$$\pi_S(\beta^*|y) \propto \pi(\beta^*) \frac{\exp\{-\|y - X^*\beta^*\|^2/(2\sigma^2)\}}{\mathbb{P}(A_E y \leq b_E|\beta^*)}.$$

In Section 5 we considered approximations to the selection-adjusted posterior given by

$$\pi_S(\beta^*|y) \propto \pi(\beta^*) \frac{\exp\{-\|y - X^*\beta^*\|^2/(2\sigma^2)\}}{\exp(-h_\sigma(X^*\beta^*))}. \quad (22)$$

where the function $h_\sigma(\mu)$ depends on A_E, b_E (and X^*, σ^2) and has the general form

$$h_\sigma(\mu) = \inf_{z \in \mathbb{R}^n} \left\{ \frac{1}{2\sigma^2} \|\mu - z\|^2 + w_\sigma(z) \right\},$$

and where we considered the two specific choices for $w_\sigma(z)$ in (16) and (18).

Fixing a choice of $w_\sigma(z)$, we will refer to a maximizer of (22) or, equivalently, a minimizer of

$$\left(\frac{1}{2\sigma^2} \|y - X^*\beta^*\|_2^2 - h_\sigma(X^*\beta^*) \right) - \log \pi(\beta^*), \quad (23)$$

as an approximate MAP estimator.

In the remainder of this section we assume without loss of generality that $\sigma^2 = 1$, i.e., $Y \sim N_n(X^*\beta^*, I)$. The following lemma asserts that finding an approximate MAP amounts to minimizing a convex objective.

Lemma 7.1 (Convexity of MAP problem with general approximation). *Let $\pi(\beta^*)$ be a log-concave prior. For a nonnegative function $w(z)$, finding the minimizer of (23) in β^* is a convex optimization problem.*

Proof. With $\sigma^2 = 1$, minimizing (23) is equivalent to minimizing

$$\frac{1}{2} \|X^*\beta^*\|_2^2 - h(X^*\beta^*) - \beta^{*T}(X^T y) - \log \pi(\beta^*).$$

Now

$$\begin{aligned}
\frac{1}{2}\|X^*\beta^*\|_2^2 - h(\beta^*) &= \frac{1}{2}\|X^*\beta^*\|_2^2 - \inf_{z \in \mathbb{R}^n} \left\{ \frac{1}{2}\|X^*\beta^* - z\|_2^2 + w(z) \right\} \\
&= \sup_{z \in \mathbb{R}^n} \frac{1}{2}\|X^*\beta^*\|_2^2 - \frac{1}{2}\|X^*\beta^* - z\|_2^2 - w(z) \\
&= \sup_{z \in \mathcal{K}} z^T(X^*\beta^*) - \frac{1}{2}\|z\|_2^2 - w(z) \\
&= \bar{w}^*(X^*\beta^*)
\end{aligned}$$

where \bar{w}^* is the convex conjugate of the function of

$$\bar{w}(z) = w(z) + \frac{1}{2}\|z\|_2^2.$$

Hence a MAP estimate minimizes

$$\bar{w}^*(X^*\beta^*) - \beta^{*T}(X^T y) - \log \pi(\beta^*) \quad (24)$$

which is convex. □

Next we show that, at least under the saturated model, the minimizer of (24) has an explicit form.

Theorem 7.2. *Under $Y \sim N_n(\mu, I)$, the approximate selective MAP satisfies*

$$\hat{\mu} = \nabla \bar{w}(y + \nabla \log \pi(\hat{\mu})). \quad (25)$$

Specifically, taking $\pi(\mu) \propto 1$, the selective MLE is given in closed form by

$$\hat{\mu} = y + \nabla w(y)$$

Proof. Substituting $X^*\beta^* = \mu$ into (24) and taking derivative w.r.t. μ , the selective MAP satisfies

$$-y + \nabla \bar{w}^*(\hat{\mu}) - \nabla \log \pi(\hat{\mu}) = 0$$

which implies that

$$\hat{\mu} = \nabla \bar{w}^{*-1}(y + \nabla \log \pi(\hat{\mu})) = \nabla \bar{w}(y + \nabla \log \pi(\hat{\mu})).$$

where

$$\nabla \bar{w}(z) = z + \nabla w(z).$$

Now the selective MLE is the selective MAP with $\pi(\mu) = 1$, in which case $\log \pi(\hat{\mu}) = 0$ and the above reduces to

$$\hat{\mu} = \nabla \bar{w}(y) = y + \nabla w(y).$$

□

To implement the MAP estimate we need to specify a function $w(z)$. In the previous section we saw in a univariate example that the choice $w(z) = I_{\mathcal{K}}(z)$ produced adjusted credible intervals which were at least qualitatively similar to intervals based on the exact posterior. When it comes to approximating the MAP estimate, on the other hand, the following example shows that the “primitive” choice $w(z) = I_{\mathcal{K}}(z)$ produces estimates that lack an important feature of the exact MAP. After that, we will see that this undesirable situation is mitigated by replacing the indicator function with $w^{\text{bar}}(z)$.

Example 2 (continued). $Y \sim N(\mu, 1)$. For the selection event $\{y : y > 0\}$, the negative log of the selection-adjusted likelihood is

$$\frac{1}{2}(y - \mu)^2 + \log(1 - \Phi(-\mu))$$

and the exact selective MLE can be easily seen to satisfy

$$y = \hat{\mu} + \frac{\phi(\hat{\mu})}{1 - \Phi(-\hat{\mu})}.$$

The selective MLE exhibits shrinkage of the unadjusted MLE, y , for y values close to the selection boundary; see Figure 4. For any choice of $w(z)$, the approximate selective MLE solves

$$\underset{\mu}{\text{minimize}} \frac{1}{2}(\mu^2 - \mu y) - h(\mu) \tag{26}$$

with

$$h(\mu) = \inf_{z \in \mathbb{R}} \frac{1}{2}(\mu - z)^2 + w(z).$$

If $w(z) = I_{\mathcal{K}}(z)$, then by Theorem 7.2, the approximate selective MLE is

$$\hat{\mu} = y + \nabla I_{\mathcal{K}}(y) = y,$$

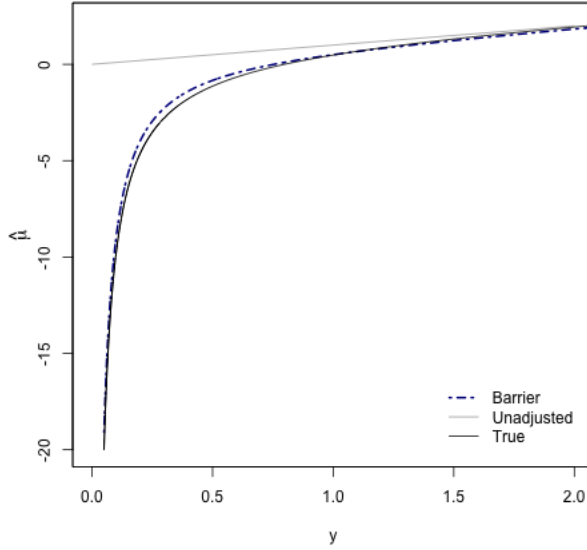


Figure 4: Selective MLE with Barrier approximation for the univariate example, $Y \sim N(\mu, 1)$ truncated to $\{y > 0\}$. The figure compares our approximate version to the exact MLE. The straight line is the identity, corresponding to the unadjusted estimate.

noting that $y \in \mathcal{K}$. Hence, for that choice of $w(z)$ the approximate MLE produces no shrinkage at all. In fact, the preceding argument can be extended to the general regression situation, observing that the minimizer of the approximate selective likelihood restricted to $\{\beta^* : X^* \beta^* \in \mathcal{K}\}$, is the usual least squares estimate $\hat{\beta}_{LS}^* = (X^{*T} X^*)^{-1} X^{*T} y$, whenever $X^* \hat{\beta}_{LS}^* \in \text{int}(\mathcal{K})$. The barrier function defined in (18) has the property that bigger penalty is applied to values $z \in \mathcal{K}$ closer to the selection boundary. In our univariate case ($\sigma = 1$) the barrier function is just $w^{\text{bar}}(z) = \log(1 + 1/z)$ for $z > 0$ ($w^{\text{bar}}(z) = \infty$ otherwise). By Theorem 7.2, the corresponding approximate selective MAP is $(y > 0)$

$$\hat{\mu} = y + \nabla w_{\text{bar}}(y) = y - \frac{1}{y(y+1)}, \quad (27)$$

which indeed shrinks the unadjusted MLE towards zero. Figure 4 shows the estimator (27), obtained with the barrier function. We can see that it follows the true selective MLE closely, shrinking near the selection boundary while reverting to the unadjusted MLE as the observation lies deeper inside the selection region.

Theorem 7.2 applies to the saturated model. In that case, the approximate selective MLE with $w(z) = w^{\text{bar}}(z)$ has a simple, closed form. For the more general linear model we

offer the following lemma, which is proved in the appendix.

Lemma 7.3. *Suppose that $Y \sim N_n(X^*\beta^*, I)$ and the selection event is of the form $\mathcal{K} = \{Ay \leq b\} = \{y : a_i^T y - b_i \leq 0, i = 1, \dots, m\}$. The selective MAP satisfies the estimating equation*

$$X^{*T} \nabla \bar{w}^*(X^* \hat{\beta}^*) = X^{*T} z^*(X^* \hat{\beta}^*) = X^{*T} y + \nabla \log \pi(\hat{\beta}^*)$$

and the selective MLE satisfies

$$\nabla \bar{w}^*(X^* \hat{\beta}^*) = z^*(X^* \hat{\beta}^*) = y + v_0$$

for $v_0 \in \mathcal{N}(X^{*T})$, the null space of X^{*T} , with

$$z^*(\mu) = \nabla \bar{w}^{-1}(\mu) = \underset{z \in \mathbb{R}^n}{\operatorname{argsup}} z^T \mu - \frac{1}{2} \|z\|_2^2 - \sum_{j=1}^m \log(1 + 1/(b_j - a_j^T z)).$$

Example 4 (continued). *We obtain approximate MAP estimates for the coefficients selected by Lasso, using the barrier function for $w(z)$. The setup is as in Example 4 of Section 6. As in Section 6, we use the selected model, $X^* = X_E$, for inference and take a diffuse prior for β^E ; for general X^* , we would find first the approximate estimate $\hat{\beta}^*$, and then project it to obtain $\hat{\theta}^E = X_E^\dagger X^* \hat{\beta}^*$. The estimates are computed by minimizing (24) numerically. For the two instances reported in example 4 and for each selected variable, Figure 5 shows the approximate MAP and the unadjusted (Lasso) estimate of β_j^E ; for reference, we computed also the approximate selective posterior mean estimates (with the barrier approximation). The approximate selective MAP estimates are shrunk toward the origin, as expected.*

7.1 Selective MAP with randomization

The MAP estimator for the randomized situation with additive, independent gaussian noise $W \sim N_n(0, \gamma^2 I)$ maximizes (21) with respect to β^* . By the comment in the last paragraph of Section 6, the approximate MAP for any w minimizes (23) only with $h(\mu)$ replaced by (remember that $\sigma^2 = 1$)

$$\tilde{h}(\mu) = \inf_{z \in \mathbb{R}^n} \left\{ \frac{1}{2(1 + \gamma^2)} \|\mu - z\|^2 + w_{(1+\gamma^2)^{1/2}}(z) \right\}.$$

We can look for a maximizer by numerically optimizing the objective, relying on numerical methods to evaluate $\tilde{h}(X^* \beta^*)$ for a candidate β^* . The optimization problem is no longer

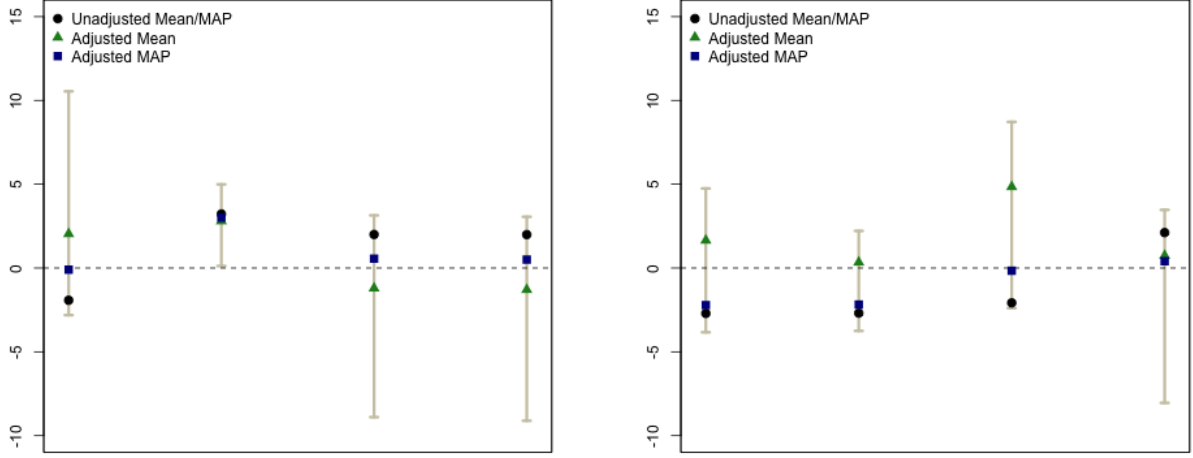


Figure 5: Point estimates for variables selected by Lasso. The selection-adjusted approximate MAP estimate is shrunk toward zero. Vertical bars are the Barrier approximate credible intervals from Section 6. Horizontal dashed line at zero indicates the true value for the partial coefficients of the selected variables.

equivalent to (24) because the variances used in the (unadjusted) likelihood and in \tilde{h} are not the same. Still, under the saturated model we can characterize the approximate MAP for the randomized setup by an estimating equation. The following lemma is proved in the Appendix.

Lemma 7.4 (Approximate selective randomized MAP under the saturated model). *Suppose that $Y \sim N_n(\mu, I)$ and let $\pi(\mu)$ be a log-concave prior. Let $\hat{\mu}$ be a minimizer of*

$$\frac{1}{2} \|y - \mu\|_2^2 - \tilde{h}(\mu) - \log \pi(\mu)$$

with \tilde{h} defined above. Then

$$\hat{\mu} = (1 + \gamma^2)^{1/2} \nabla \bar{w} \left((1 + \gamma^2)^{1/2} (y + \nabla \log \pi(\hat{\mu})) - \frac{\gamma^2}{(1 + \gamma^2)^{1/2}} \hat{\mu} \right)$$

where

$$\bar{w}(z) = \frac{1}{2} \|z\|^2 + w(z)$$

and where w is barrier function for the scaled polyhedral region $\{y : Ay \leq \tilde{b}\}$, with $\tilde{b} = b/(1 + \gamma^2)^{1/2}$. In particular, the estimating equation for an approximate selective MLE is

obtained by setting $\nabla \log \pi(\hat{\mu}) = 0$ above.

Example 2 (continued). $Y \sim (\mu, 1)$ and $W \sim N(0, \gamma^2)$, independent. Also $\mu \sim \pi$ where π is log-concave. The observation is Y truncated to $\{Y + W > 0\}$. We consider the approximate selective MLE, $\hat{\mu}$, corresponding to

$$w^{\text{bar}}(z) = \begin{cases} \log \left(1 + \frac{1}{z} \right) & z \in \mathcal{K} \\ \infty & \text{otherwise} \end{cases}.$$

By Lemma 7.4, this is given by

$$\hat{\mu} = (1 + \gamma^2)^{1/2} \left(z - \frac{1}{z(z+1)} \right) \Big|_{z=(1+\gamma^2)^{1/2}Y - \frac{\gamma^2}{(1+\gamma^2)^{1/2}}\hat{\mu}}.$$

Figure 6 shows the randomized approximate MAP versus the approximate MAP without randomization. Note that with randomization, y takes on values between $\pm\infty$ on the selection event (because y^* , not y , is restricted to be positive). Since the effect of truncation is attenuated by randomization, shrinkage is much more moderate than in the nonrandomized version.

Similarly to the relation between Theorem 7.2 and Lemma 7.3, there is an easy extension of 7.4 to the more general linear regression scenario in the randomized setting. In the appendix we show

Lemma 7.5 (Approximate selective MAP with randomization). *Suppose that $Y \sim N(X^*\beta^*, I_n)$ and let $Y^* = Y + W$ where $W \sim N_n(0, \gamma^2 I_n)$ independent of Y . The randomized approximate selective MAP satisfies the estimating equation*

$$\frac{1}{(1 + \gamma^2)^{1/2}} X^{*T} \nabla w^* \left(\frac{X^* \hat{\beta}^*}{(1 + \gamma^2)^{1/2}} \right) = X^{*T} y + \nabla \log \pi(\hat{\beta}^*) - \frac{\gamma^2}{1 + \gamma^2} X^{*T} X^* \hat{\beta}^*,$$

where

$$\nabla w^*(\mu) = z^*(\mu) = \operatorname{argsup}_{z \in \mathbb{R}^n} z^T \mu - \frac{\|z\|^2}{2} - \sum_{i=1}^m \log \left(1 + \frac{1}{\tilde{b}_i - a_i^T y} \right),$$

with $\tilde{b}_i = b_i/\sigma$.

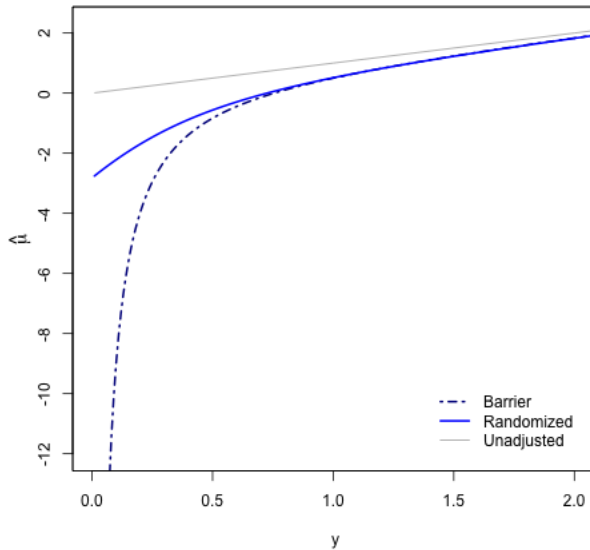


Figure 6: Randomized selective MLE with Barrier approximation for the univariate example, $Y \sim N(\mu, 1)$ truncated to $\{Y + W > 0\}$. The non-randomized approximate MLE is also shown. The magnitude of shrinkage is reduced in the randomized setting. Note that the randomized MLE is defined over $y \in \mathbb{R}$.

8 Using our approximation in frequentist inference

Since our approximation enters only in the selection-adjusted *likelihood*, we can use it to provide approximate inference from an entirely frequentist approach; as we did in Section 7 when considering the approximate maximum-likelihood (ML) estimate. In this section we discuss a few other cases where our barrier approximation is advantageous in frequentist computations. We consider frequentist procedures suggested in [Tian and Taylor \(2015\)](#) and in [Fithian et al. \(2014\)](#) that involve approximation of intractable integrals; we demonstrate how our methods can be used instead of generating random samples to approximate these integrals, and thereby reduce computational effort. In fact, our approximation performs well in recovering the densities against which these integrals are taken; hence, the density produced using our approximation can also serve as an effective choice for a proposal function when implementing MCMC techniques.

8.1 Selective UMVUE under randomized response

Consider inference under the saturated model, $Y \sim N_n(\mu, \sigma^2 I)$. In general, an unbiased estimator for μ conditional on $Y \in \{y : A_E y \leq b_E\}$ does not exist. However, [Tian and Taylor \(2015\)](#) show that if selection is based on a randomized response, a simple unbiased estimator exists, which can be Rao-Blackwellized to produce an Unbiased Minimum-Variance Estimator (UMVUE) as suggested in [Fithian et al. \(2014\)](#). Indeed, let $Y^* = Y + W$ where $W \sim N_n(0, \gamma^2 I)$ is an independent randomization term, and let the selection event be $\{(y, w) : A_E(y + w) \leq b_E\}$. It is trivial to verify that, marginally,

$$\hat{\mu} = Y - \frac{\sigma^2}{\gamma^2} W$$

is independent of $Y^* = Y + W$ and unbiased for μ . Therefore, it is unbiased for μ also conditionally on $A_E Y^* \leq b_E$. Y is of course a sufficient statistic for μ conditionally on selection, hence, invoking a Rao-Blackwell argument, the selective UMVUE is $T(Y)$ where

$$T(y) = \mathbb{E} \left(Y - \frac{\sigma^2}{\gamma^2} W \middle| y, A_E(Y + W) \leq b_E \right) = y - \frac{\sigma^2}{\gamma^2} \mathbb{E}(W | A_E(y + W) \leq b_E). \quad (28)$$

Thus, Rao-Blackwellization reduces to computing $\mathbb{E}(W | A_E(y + W) \leq b_E)$, which [Tian and Taylor \(2015, Section 3.2\)](#) suggest to numerically approximate by a Monte-Carlo estimate. Specifically, Hit-and-Run Gibbs sampling can be used to simulate draws from the conditional distribution of W truncated to $A_E W \leq b_E - A_E y$. Using our approximation to the adjustment factor we can offer an alternative approximation to the UMVUE without sampling, as shown by the following theorem.

Theorem 8.1 (Approximate selective UMVUE in saturated model). *Suppose that $Y \sim N(\mu, \sigma^2 I_n)$ and let $Y^* = Y + W$ where $W \sim N_n(0, \gamma^2 I)$ independent of Y . Then the approximate selective UMVUE for μ conditionally on $A_E Y^* \leq b_E$ is given by*

$$\tilde{T}(y) = \left(1 + \frac{\sigma^2}{\gamma^2} \right) y - \frac{\sigma^2}{\gamma^2} z^*(y)$$

where

$$z^*(y) = \arg \max_z \left\{ \frac{z^T y}{\gamma^2} - \left(\frac{\|z\|^2}{2\gamma^2} + \sum_{i=1}^m \log \left(1 + \frac{\gamma}{(b_i - a_i^T z)} \right) \right) \right\}. \quad (29)$$

Proof. We have

$$\begin{aligned}
\mathbb{E} \left(Y - \frac{\sigma^2}{\gamma^2} W \middle| y, A_E(W + y) \leq b_E \right) &= y - \frac{\sigma^2}{\gamma^2} \mathbb{E}(W | y, A_E(y + W) \leq b_E) \\
&= \left(1 + \frac{\sigma^2}{\gamma^2} \right) y - \frac{\sigma^2}{\gamma^2} \mathbb{E}(W + y | y, A_E(W + y) \leq b_E) \\
&= \left(1 + \frac{\sigma^2}{\gamma^2} \right) y - \frac{\sigma^2}{\gamma^2} \mathbb{E}(R | y, A_E R \leq b_E)
\end{aligned}$$

where $R = (W + y)$. The task is now to approximate the conditional expectation in the last equation. Since $R \sim N_n(\alpha, \gamma^2 I_n)$ with $\alpha = y$, the conditional distribution of R given $A_E R \leq b_E$, belongs to an exponential family with density

$$f(r | A_E R \leq b_E) \propto \exp(-\|r - \alpha\|^2 / 2\gamma^2) I(A_E r \leq b_E).$$

The corresponding log-partition function is

$$A(\eta) = -\gamma^2 \frac{\eta^T \eta}{2} - \log \mathbb{P}(A_E R \leq b_E | \eta),$$

where $\eta = \alpha / \gamma^2$ is a re-parametrization of the natural parameter. With the barrier approximation for negative of $\log \mathbb{P}(A_E R \leq b_E)$ plugged in, we approximate the log-partition function $A(\eta)$ as

$$\sup_{z \in \mathbb{R}^n} z^T \eta - \left(\frac{\|z\|^2}{2\gamma^2} + \sum_{i=1}^m \log(1 + \gamma / (b_i - a_i^T z)) \right) = g^*(\eta),$$

the convex conjugate of $g(z) = \frac{\|z\|^2}{2\gamma^2} + \sum_{i=1}^m \log \left(1 + \frac{\gamma}{(b_i - a_i^T z)} \right)$. Then

$$\begin{aligned}
\mathbb{E} \left(y - \frac{\sigma^2}{\gamma^2} W \middle| y, A_E(W + y) \leq b_E \right) &\approx \left(1 + \frac{\sigma^2}{\gamma^2} \right) y - \frac{\sigma^2}{\gamma^2} \frac{\partial A(\eta)}{\partial \eta} \bigg|_{y/\gamma^2} \\
&= \left(1 + \frac{\sigma^2}{\gamma^2} \right) y - \frac{\sigma^2}{\gamma^2} \nabla g^*(\eta) \big|_{y/\gamma^2} \\
&= \left(1 + \frac{\sigma^2}{\gamma^2} \right) y - \frac{\sigma^2}{\gamma^2} (\nabla g)^{-1}(\eta) \big|_{y/\gamma^2} \\
&= \left(1 + \frac{\sigma^2}{\gamma^2} \right) y - \frac{\sigma^2}{\gamma^2} z^*(y).
\end{aligned}$$

The final equation follows from observing that

$$z^*(y) = \arg \max_z \left\{ \frac{z^T y}{\gamma^2} - \left(\frac{\|z\|^2}{2\gamma^2} + \sum_{i=1}^m \log \left(1 + \frac{\gamma}{(b_i - a_i^T z)} \right) \right) \right\}$$

satisfies

$$y/\gamma^2 = \nabla g(z^*(y)),$$

which implies

$$z^*(y) = (\nabla g)^{-1}(y/\gamma^2) = \nabla g^*(y/\gamma^2).$$

□

Example 4 (continued). *The setup is the randomized setup of Example 2 of Subsection 7.1. By Theorem 8.1, the approximate selective UMVUE is*

$$\hat{\mu} \approx \left(1 + \frac{1}{\gamma^2} \right) y - \frac{1}{\gamma^2} z^*(y), \text{ where}$$

$$z^*(y) = \arg \max_z \left\{ \frac{z^T y}{\gamma^2} - \left(\frac{\|z\|^2}{2\gamma^2} + \log(1 + \gamma/z) \right) \right\}.$$

Figure 7 shows how closely the approximate UMVUE mimics the exact UMVUE in the univariate example.

The statement in Theorem 8.1 is for the saturated model. In the appendix we prove an analogue for the selected model (see Theorem A.2).

8.2 Approximate UMPU tests under the selected model

Consider inference for β_j^E under the selected model, $Y \sim N(X_E \beta^E, \sigma^2 I)$, and conditionally on $\{\widehat{E}(Y) = E\}$, equivalently, $\{A_E Y \leq b_E\}$. For known σ^2 , it follows from the general theory in Fithian et al. (2014) that Uniformly Most Powerful Unbiased (UMPU) tests (and confidence intervals) are based on the conditional law

$$\mathcal{L}(X_j^T Y | A_E Y \leq b_E, X_{E \setminus j}^T Y). \tag{30}$$

In particular, this distribution depends only on β_j^E . Let

$$\eta = \frac{X_{j \cdot E}}{\|X_{j \cdot E}\|^2}, \quad X_{j \cdot E} = R_{E \setminus j} X_j$$

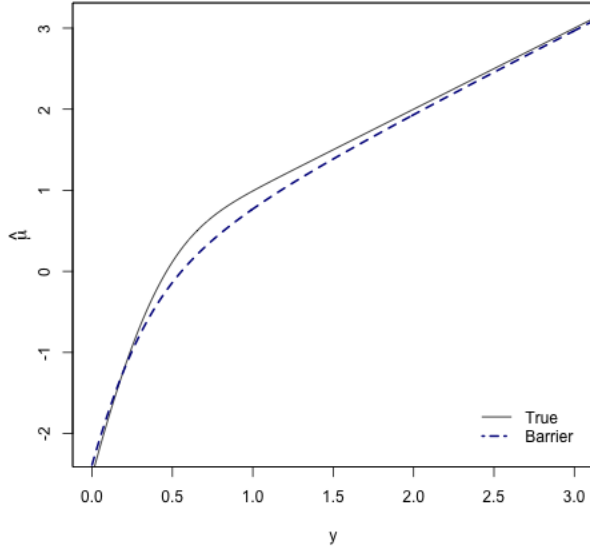


Figure 7: Approximate UMVUE for the univariate example with randomization, $Y \sim N(\mu, 1)$ truncated to $\{Y + W > 0\}$.

where $R_{E \setminus j} = (I - P_{E \setminus j})$ and $P_{E \setminus j} = X_{E \setminus j} X_{E \setminus j}^+$ is the projection matrix onto the column space of $X_{E \setminus j}$. Decomposing $X_j^T y$ as

$$X_j^T y = X_j^T P_{E \setminus j} y + X_j^T R_{E \setminus j} y \quad (31)$$

and considering $P_{E \setminus j} y$ as fixed, we can rewrite $X_j^T R_{E \setminus j} y = \|X_{j \cdot E}\|^2 \eta^T y$ as a function of $X_j^T y$. Hence, the conditional law (30) is equivalent to

$$\mathcal{L}(\eta^T Y | A_E Y \leq b_E, X_{E \setminus j}^T Y).$$

Denoting $T = \eta^T Y$, we observe that, unconditionally,

$$T \sim N(\beta_j^E, \sigma^2 / \|X_{j \cdot E}\|^2).$$

Finally, noting that

$$y = P_{E \setminus j} y + (t / \|\eta\|^2) \eta + P_E^\perp y \quad (32)$$

where $P_E^\perp = (I - P_E)$, we conclude that

$$\mathcal{L}(\eta^T Y | A_E Y \leq b_E, X_{E \setminus j}^T y) \equiv \mathcal{L}(T | A_E \{(T/\|\eta\|^2)\eta + P_E^\perp Y\} \leq \tilde{b}, P_{E \setminus j} y)$$

with

$$\tilde{b} = b - AP_{E \setminus j} y.$$

This law belongs to a one parameter exponential family with density proportional to

$$\exp \left\{ -\|X_{j \setminus E}\|^2 (t - \beta_j^E)^2 / 2\sigma^2 \right\} \times \int_{\{v: A_E \{(t/\|\eta\|^2)\eta + v\} \leq \tilde{b}\}} \exp(-v^T \tilde{\Sigma}_V^{-1} v / 2) dv \quad (33)$$

where

$$V = (I - P_E)Y \sim N_n(0, \Sigma_V), \quad \Sigma_V = \sigma^2(I - P_E).$$

As

$$\int_{\{v: A_E \{(t/\|\eta\|^2)\eta + v\} \leq \tilde{b}\}} \exp(-v^T \Sigma_V^{-1} v / 2) dv \propto \mathbb{P}(A_E V \leq b'(t))$$

where $b'(z) = \tilde{b} - (z/\|\eta\|^2)A_E\eta$, we can use our approximation to compute the integral. In this way will be able to compute the approximate density of T on a grid of values on the real line, and use this discretized version to obtain the approximate UMPU tests described in general in Theorem 5 of [Fithian et al. \(2014\)](#).

9 Extension to Generalized Linear Models

Consider the exponential family $Z \sim \exp(b(\mu)^T z - B(\mu))$. With the canonical link function, $\eta = b(\mu) = X\beta$, the exponential family can be re-expressed as

$$Z \sim \exp(\beta^T X^T z - H(\beta))$$

with sufficient statistic $X^T Z$ and log-partition function H . Hence, to extend our methodology to GLMs, it suffices to consider a statistic Y distributed in an exponential family with a natural parameter β and log-partition function $H(\beta)$,

$$Y \sim \exp(\beta^T Y - H(\beta)). \quad (34)$$

The derivation of the generalized Chernoff approximation (see appendix) suggests to approximate the probability of the selection event $Y \in \mathcal{K}$ as

$$\log \mathbb{P}_\beta(Y \in \mathcal{K}) \approx - \inf_{z \in \mathcal{K}} \left\{ \sup_{\eta} \eta^T z - (H(\beta + \eta) - H(\beta)) \right\}. \quad (35)$$

We can convert the above constrained optimization problem into an unconstrained one by smoothing the indicator penalty, which imposes zero penalty inside the selective region and infinite penalty outside it, with an appropriate choice of a barrier function. Our approximation then takes on the form

$$\log \mathbb{P}_\beta(Y \in \mathcal{K}) \approx - \inf_{z \in \mathbb{R}^n} \left\{ \sup_{\eta} \eta^T z - (H(\eta + \beta) - H(\beta)) + w(z) \right\}, \quad (36)$$

where w is a non-negative penalty function, that satisfies the typical properties of a barrier function. Rewriting the inner optimization over η as

$$\begin{aligned} \sup_{\eta} \eta^T z - H(\eta + \beta) &= \sup_{\eta} (\eta + \beta)^T z - H(\eta + \beta) - \beta^T z \\ &= H^*(z) - \beta^T z, \end{aligned}$$

where $H^*(z)$ is convex conjugate of the log partition function H , we can re-express the selection probability in (36) as

$$\log \mathbb{P}_\beta(Y \in \mathcal{K}) \approx -H(\beta) + \sup_{z \in \mathbb{R}^n} \beta^T z - (H^*(z) + w(z)). \quad (37)$$

The form of the approximation on the right-hand side of (37) allows us to extend results from previous sections to generalized linear models. The negative log-posterior is now

$$- \beta^T Y + H(\beta) + \log \mathbb{P}_\beta(Y \in \mathcal{K}) - \log \pi(\beta), \quad (38)$$

which is convex in β for a log-concave prior π ; see Lemma C.1 in the appendix, which generalizes Lemma 7.1. The selective MAP (and, as a special case, the selective MLE) are obtained analogously as in the proof of 7.2. Estimating equations for the (approximate) randomized selective MAP, an analogue of Lemma 7.4, are derived in the appendix. We just remark here that the implementation of the randomized selective MAP is generally more involved in the GLM case.

To conclude this section, we propose an interpretable representation of the generalized

Chernoff approximation, given in the right-hand side of (35). Hence, we write

$$\begin{aligned}
-\inf_{z \in \mathcal{K}} \sup_{\eta} \eta^T z - (H(\eta + \beta) - H(\beta)) &= -H(\beta) - \inf_{z \in \mathcal{K}} \sup_{\eta} \eta^T z - H(\eta + \beta) \\
&= -H(\beta) - \inf_{z \in \mathcal{K}} z^T (\nabla H^*(z) - \beta) - H(\nabla H^*(z)) \\
&= -H(\beta) - \inf_{w \in \nabla H^*(\mathcal{K})} -(\nabla H(w))^T \beta + (\nabla H(w))^T w - H(w) \\
&= -H(\beta) + \sup_{w \in \nabla H^*(\mathcal{K})} (H(w) + (\beta - w)^T \nabla H(w)).
\end{aligned}$$

For the second step, note that

$$\sup_{\eta} \eta^T z - H(\eta + \beta),$$

is obtained by solving

$$z = \nabla H(\eta + \beta), \tag{39}$$

which means that the supremum over η is attained at

$$\eta^* = (\nabla H)^{-1}(z) - \beta = \nabla H^*(z) - \beta.$$

The third step follows by substituting $w = \nabla H^*(z)$. The second and third steps also use

$$\nabla H(\nabla H^*(x)) = x = \nabla H^*(\nabla H(x)).$$

Finally, in the negative of the ultimate expression

$$H(\beta) - \sup_{w \in \nabla H^*(\mathcal{K})} (H(w) + (\beta - w)^T \nabla H(w))$$

we can identify

$$D(\beta, w) = H(\beta) - H(w) - (\beta - w)^T \nabla H(w) = KL(w \parallel \beta)$$

as Bregman's divergence, which is also the Kullback-Leibler divergence between the probability measures defined by the exponential family in (34) at parameters w and β . Hence, our approximation can be viewed as

$$\exp\left(-\inf_{w \in \nabla H^*(\mathcal{K})} KL(w \parallel \beta)\right).$$

10 Discussion

In the current work we adopted the perspective in which post-model selection inference is modeled as a truncation problem. Hence, inference regarding any specific parameter should be valid under the conditional distribution of the data given that this parameter was selected. When model selection is done by a known formal procedure specified before observing the data, the conditional approach aims for the exact distribution of the data; therefore, it may lead to more precise inference as compared to methods which offer guarantees irrespective of the selection procedure (for example, [Berk et al., 2013](#); [Dwork et al., 2015](#)); the latter have their own advantages, especially the fact that they do not depend on the selection algorithm.

A recent line of work ([Lee et al., 2013](#); [Taylor et al., 2013, 2014](#); [Lee and Taylor, 2014](#), for example) has contributed to the feasibility of conditional inference after variable selection in generalized linear models; these contributions are essentially based on the observation that classical theory for exponential families applies also to the truncated distribution ([Fithian et al., 2014](#)). However, it is mainly testing (and confidence intervals) that is addressed by this theory and pursued in recent works; other questions remain open. For example, this theory has little implication on how to construct “good” point estimators for the regression coefficients after model selection.

Since, by conditioning, the starting point of the inference stage is *after* selection, it makes as much sense to use a prior for the parameters of the selected model as it does in the non-adaptive situation. The Bayesian approach has the advantage that any kind of inference (estimation or hypothesis testing, for example) is based on the posterior distribution of the parameters given the data: in that sense, Bayesian inference is more straightforward. We would like to summarize and point out some further advantages of selection-adjusted Bayesian approach:

1. Even after substituting our approximation (or any other) to the adjustment factor, frequentist inference based on the approximate truncated likelihood is challenging, to say the least. The conditions for usual asymptotic theory (say, for the likelihood ratio statistic) to hold need to be checked carefully. On the other hand, when taking a Bayesian approach we can resort to posterior sampling techniques without relying on asymptotics. As a concrete example consider constructing confidence sets for two coefficients or more after selection; the implementation of UMPU tests in [Fithian et al. \(2014\)](#) is considerably more difficult because the problem now does not reduce to constructing a CI for a univariate truncated normal. By contrast, extending the

procedures in Section 6 to construct credible sets instead of intervals is straightforward.

2. With the Bayesian approach we can easily obtain approximate posterior predictive intervals under the selected model. Hence, if $\tilde{Y}|\beta^* \sim N(\tilde{x}^T\beta^*, \sigma^2)$ is independent of $Y \in \mathbb{R}^n$, then

$$f_S(\tilde{y}|y) = \int f_S(\tilde{y}, \beta^*|y)d\beta^* = \int f(\tilde{y}|\beta^*)\pi_S(\beta^*|y)d\beta^*$$

(the unadjusted likelihood is used for \tilde{y}). As usual, this is the marginal distribution of \tilde{Y} with respect to the updated distribution of the parameter of the model, only that observed data Y updates the prior via the *selection-adjusted* posterior. Sampling from the predictive distribution is trivial after obtaining (per the prescription in Section 6, for example) a sample from the approximate posterior distribution .

3. The often inconvenient assumption of known noise level can be replaced with a prior distribution on σ^2 . Our method facilitates inference through the generalized approximation to the adjustment factor for exponential families, by appending a suitable prior on σ^2 . A non-informative prior may be preferred in this situation.

A main message which we tried to convey, then, is that methods suggested recently for conditional inference in the linear model are not all-encompassing; and when existing tools fail to provide conclusive answers, the Bayesian approach pursued in the current paper can be useful.

There are certainly directions for further research. It would be interesting to study theoretically the performance of the approximate point estimators of section 7; in that respect, an important question is what benchmark can be used for the mean squared error of an estimator. From a frequentist perspective, there is usually no unbiased estimator, and the Cramer-Rao bound is not applicable (even if we knew how to compute it) in the small-sample regime. From a Bayesian viewpoint, the minimum Bayes risk – the expectation of the conditional variance – usually cannot be computed analytically either, but tractable lower bounds on it (which would automatically bound the Bayes risk of any other estimator) may exist. Improvements to the Metropolis-Hastings (MH) scheme suggested in Section 6 may be possible using warm-starts and other advanced techniques. We obtained encouraging results when trying a Langevin algorithm (without MH) instead of the original MH algorithm. The proposal distribution in that case involves solving the same optimization problem as with the MH scheme, but is potentially more efficient because there is no acceptance/rejection

stage. Lastly, other suggestions for an approximation to the truncated likelihood may be considered, and it would be interesting to see how sensitive the adjusted posterior is to that choice.

Acknowledgement

The idea of providing Bayesian adjusted inference after variable selection was previously proposed by Daniel Yekutieli and Edward George and presented at the 2012 Joint Statistical Meetings in San Diego. To a large extent, the framework we proposed in Section 4 relies on their ideas, which we greatly acknowledge. Our interest re-arose with the recent developments on exact post-selection inference in the linear model. We are thankful to Daniel and Ed for helpful conversations and to Ed for pointing out the reference to [Bayarri and DeGroot \(1987\)](#). We would also like to sincerely thank and acknowledge Chiara Sabatti for the long discussions and for her suggestions along the way, which greatly improved presentation helped to form our Bayesian perspective on the problem of post-model selection inference.

References

- Rina Foygel Barber and Emmanuel Candes. Controlling the false discovery rate via knockoffs. *arXiv preprint arXiv:1404.5609*, 2014.
- MJ Bayarri and MH DeGroot. Bayesian analysis of selection models. *The Statistician*, pages 137–146, 1987.
- Yoav Benjamini and Amit Meir. Selective correlations-the conditional estimators. *arXiv preprint arXiv:1412.3242*, 2014.
- Richard Berk, Lawrence Brown, Andreas Buja, Kai Zhang, Linda Zhao, et al. Valid post-selection inference. *The Annals of Statistics*, 41(2):802–837, 2013.
- Stephen Boyd, Neal Parikh, Eric Chu, Borja Peleato, and Jonathan Eckstein. Distributed optimization and statistical learning via the alternating direction method of multipliers. *Foundations and Trends® in Machine Learning*, 3(1):1–122, 2011.
- AP Dawid. Selection paradoxes of bayesian inference. *Lecture Notes-Monograph Series*, pages 211–220, 1994.

- Cynthia Dwork, Vitaly Feldman, Moritz Hardt, Toniann Pitassi, Omer Reingold, and Aaron Roth. Preserving statistical validity in adaptive data analysis. *arXiv preprint arXiv:1411.2664*, 2014.
- Cynthia Dwork, Vitaly Feldman, Moritz Hardt, Toniann Pitassi, Omer Reingold, and Aaron Roth. Generalization in adaptive data analysis and holdout reuse. *arXiv preprint arXiv:1506.02629*, 2015.
- Bradley Efron. Tweedies formula and selection bias. *Journal of the American Statistical Association*, 106(496):1602–1614, 2011.
- Bradley Efron. *Large-scale inference: empirical Bayes methods for estimation, testing, and prediction*, volume 1. Cambridge University Press, 2012.
- William Fithian, Dennis Sun, and Jonathan Taylor. Optimal inference after model selection. *arXiv preprint arXiv:1410.2597*, 2014.
- Jason D Lee and Jonathan E Taylor. Exact post model selection inference for marginal screening. In *Advances in Neural Information Processing Systems*, pages 136–144, 2014.
- Jason D Lee, Dennis L Sun, Yuekai Sun, and Jonathan E Taylor. Exact post-selection inference with the lasso. *arXiv preprint arXiv:1311.6238*, 2013.
- Micha Mandel and Yosef Rinott. A selection bias conflict and frequentist versus bayesian viewpoints. *The American Statistician*, 2012.
- Stephen Reid, Jonathan Taylor, and Robert Tibshirani. Post-selection point and interval estimation of signal sizes in gaussian samples. *arXiv preprint arXiv:1405.3340*, 2014.
- H Robbins. The uv method of estimation. *Statistical Decision Theory and Related Topics IV*, 1:265–270, 1988.
- Daniel Russo and James Zou. Controlling bias in adaptive data analysis using information theory. *arXiv preprint arXiv:1511.05219*, 2015.
- Noah Simon and Richard Simon. On estimating many means, selection bias, and the bootstrap. *arXiv preprint arXiv:1311.3709*, 2013.
- Uri Simonsohn, Leif D Nelson, and Joseph P Simmons. P-curve: A key to the file-drawer. *Journal of Experimental Psychology: General*, 143(2):534, 2014.

- Jonathan Taylor, Joshua Loftus, and Ryan Tibshirani. Tests in adaptive regression via the kac-rice formula. *arXiv preprint arXiv:1308.3020*, 2013.
- Jonathan Taylor, Richard Lockhart, Ryan J Tibshirani, and Robert Tibshirani. Exact post-selection inference for forward stepwise and least angle regression. *arXiv preprint arXiv:1401.3889*, 7, 2014.
- Xiaoying Tian and Jonathan E Taylor. Selective inference with a randomized response. *arXiv preprint arXiv:1507.06739*, 2015.
- Kenneth W Wachter and James Trussell. Estimating historical heights. *Journal of the American Statistical Association*, 77(378):279–293, 1982.
- Asaf Weinstein, William Fithian, and Yoav Benjamini. Selection adjusted confidence intervals with more power to determine the sign. *Journal of the American Statistical Association*, 108(501):165–176, 2013.
- Daniel Yekutieli. Adjusted bayesian inference for selected parameters. *Journal of the Royal Statistical Society: Series B (Statistical Methodology)*, 74(3):515–541, 2012.
- Hua Zhong and Ross L Prentice. Bias-reduced estimators and confidence intervals for odds ratios in genome-wide association studies. *Biostatistics*, 9(4):621–634, 2008.
- Sebastian Zöllner and Jonathan K Pritchard. Overcoming the winners curse: estimating penetrance parameters from case-control data. *The American Journal of Human Genetics*, 80(4):605–615, 2007.

A Proofs

Proof of Theorem 5.1. In the theorem presented below, we obtain a Chernoff bound in the more general case of an exponential family, as it appears in (35) of Section 9. Theorem 5.1 will follow as a corollary.

Theorem A.1. *If $Z \sim \exp(\beta^T Z - H(\beta))$, then for a convex, compact, selective region \mathcal{K} , the selection probability of the event $\{y : y \in \mathcal{K}\}$ is bounded above as*

$$\log \mathbb{P}_\beta(Z \in \mathcal{K}) \leq - \inf_{z \in \mathcal{K}} \left\{ \sup_{\eta} \eta^T z - (H(\beta + \eta) - H(\beta)) \right\}. \quad (40)$$

To prove Theorem 5.1, apply (40) to a Gaussian random variable with mean μ and covariance matrix $\sigma^2 I_n$ to get the rate function as:

$$\rho(z) = \inf_{\eta} -\eta^T(z - \mu) + \frac{1}{2}\sigma^2\eta^T\eta,$$

with the logarithm of the cumulant generating function of Y evaluated at η

$$\eta^T \mu + \frac{1}{2}\sigma^2\eta^T\eta,$$

plugged in.

The above infimum occurs at $\eta = \frac{(z - \mu)}{\sigma^2}$, yielding the bound

$$\sup_{z \in \mathcal{K}} -\frac{1}{2\sigma^2} \|(z - \mu)\|_2^2 = - \inf_{z \in \mathcal{K}} \frac{1}{2\sigma^2} \|(z - \mu)\|_2^2,$$

which proves

$$\log \mathbb{P}(Y \in \mathcal{K} | \mu) \leq - \frac{\|\mu - \mathcal{P}_{\mathcal{K}}(\mu)\|_2^2}{2\sigma^2}.$$

□

Proof of Theorem A.1. To prove (40),

$$\begin{aligned} \log \mathbb{P}(Z \in \mathcal{K}) &= \log \mathbb{E}(1_{\{Z \in \mathcal{K}\}}) \\ &\leq \log \mathbb{E}(\exp(\eta^T Z + u)) \end{aligned}$$

for any $\eta \in \mathbb{R}^n$ and for any u satisfying $\eta^T z + u \geq 0 \forall z \in \mathcal{K}$.

In particular, we can fix a choice of u as $u(\eta) = u^* = \sup_{z \in \mathcal{K}} -\eta^T z$. In this case, our upper bound can be rewritten as:

$$\begin{aligned}
\log \mathbb{P}(Z \in \mathcal{K}) &\leq u^* + \log \mathbb{E}(\exp(\eta^T Z) | \beta) \text{ for all } \eta \in \mathbb{R}^n \\
&= \sup_{z \in \mathcal{K}} -\eta^T z + (H(\beta + \eta) - H(\beta)) \text{ for all } \eta \in \mathbb{R}^n \\
&\leq \inf_{\eta} \left\{ \sup_{z \in \mathcal{K}} -\eta^T z + (H(\beta + \eta) - H(\beta)) \right\} \\
&= - \sup_{\eta} \left\{ \inf_{z \in \mathcal{K}} \eta^T z - (H(\beta + \eta) - H(\beta)) \right\} \\
&= - \inf_{z \in \mathcal{K}} \left\{ \sup_{\eta} \eta^T z - (H(\beta + \eta) - H(\beta)) \right\}.
\end{aligned}$$

The third inequality follows by an optimization over $\eta \in \mathbb{R}^n$ and the last one follows from a minimax theorem argument by noting that the function over which the optimization takes place, given by

$$f(z, \eta) = \eta^T z - (H(\beta + \eta) - H(\beta)).$$

is convex-concave and continuous as a map of z for every $\eta \in \mathbb{R}^n$. □

Proof of Lemma 7.3. Differentiating (24) for $w(z) = w^{\text{bar}}(z)$ with respect to β^* gives the estimating equation

$$X^{*T} \nabla \bar{w}^*(X^* \hat{\beta}^*) = X^{*T} y + \nabla \log \pi(\hat{\beta}^*).$$

Now, observing that the maximizer in z of

$$z^T \mu - \frac{1}{2} \|z\|_2^2 - \sum_{j=1}^m \log(1 + 1/(b_j - a_j^T z)),$$

satisfies

$$\nabla \bar{w}(z^*(\mu)) = \mu,$$

the statement follows. □

Proof of Lemma 7.4. The randomized selective MAP satisfies

$$-y + \frac{\gamma^2}{1 + \gamma^2} \hat{\mu} + \frac{1}{(1 + \gamma^2)^{1/2}} \nabla \bar{w}^* \left(\frac{\hat{\mu}}{(1 + \gamma^2)^{1/2}} \right) - \nabla \log \pi(\hat{\mu}) = 0,$$

where we have to be careful to note that the selection probability is approximated by the optimization problem

$$\bar{w}^*(\mu) = \sup_{z \in \mathbb{R}^n} z^T \mu - \bar{w}(z),$$

with $w(z)$ defined for the re-scaled polyhedral region $Ay \leq \tilde{b}$. This is because we rescale the optimization in $\tilde{h}(\mu)$ by substituting $z' = \frac{z}{(1 + \gamma^2)^{1/2}}$, which leads to a barrier function on the scaled polyhedron instead. This implies that

$$\nabla \bar{w}^* \left(\frac{\hat{\mu}}{(1 + \gamma^2)^{1/2}} \right) = (1 + \gamma^2)^{1/2} (y + \nabla \log \pi(\hat{\mu})) - \frac{\gamma^2}{(1 + \gamma^2)^{1/2}} \hat{\mu},$$

which results in estimating equation

$$\hat{\mu} = (1 + \gamma^2)^{1/2} \nabla \bar{w} \left((1 + \gamma^2)^{1/2} (y + \nabla \log \pi(\hat{\mu})) - \frac{\gamma^2}{(1 + \gamma^2)^{1/2}} \hat{\mu} \right).$$

□

Proof of Lemma 7.5. This proof follows similarly as 7.4 with $\mu = X^* \beta^*$. We would ultimately need to solve

$$\sup_{z \in \mathbb{R}^n} z^T \mu - \frac{\|z\|^2}{2} - \sum_{i=1}^m \log \left(1 + \frac{1}{\tilde{b}_i - a_i^T y} \right)$$

to obtain the corresponding optimal

$$z^*(X^* \beta^*) = \nabla w^*(X^* \beta^*),$$

to be plugged into the estimating equation.

□

Theorem A.2. Suppose that $Y \sim N(X_E\beta_E, \sigma^2 I_n)$ and let $Y^* = Y + W$ where $W \sim N_n(0, \gamma^2 I)$ independent of Y . Then the approximate selective UMVUE for β^* conditionally on $A_E Y^* \leq b_E$ is given by

$$\tilde{T}(y) = X_E^\dagger \left(I + \frac{2\sigma^2}{\gamma^2} \mathcal{P}_E - \sigma^2 \mathcal{P}_E \right) y - \sigma^2 X_E^\dagger z_*(y)$$

where

$$z_*(\mathcal{P}_E y) = \arg \max_z \left\{ z^T \mathcal{P}_E y - \left(\frac{\|z\|^2}{2} + \sum_{i=1}^m \log(1 + 1/(\tilde{a}_i^T z - b_i)) \right) \right\}, \quad (41)$$

with $\Sigma = \sigma^2(I - P_E) + \gamma^2 I$ and \tilde{a}_i for $i \in \{1, 2, \dots, m\}$ being the rows of $\tilde{A} = A\Sigma^{1/2}$.

Proof. The proof follows along similar lines by noting that the selective UMVUE is given by:

$$X_E^\dagger \left(I + \frac{\sigma^2}{\gamma^2} \mathcal{P}_E \right) y - \frac{\sigma^2}{\gamma^2} X_E^\dagger \mathbb{E} \left(W + \mathcal{P}_E y | \mathcal{P}_E Y = \mathcal{P}_E y, A_E(\mathcal{P}_E^\perp Y + \mathcal{P}_E Y + W) \leq b_E \right),$$

which entails computation of an approximation to

$$\mathbb{E} \left(W + \mathcal{P}_E y | \mathcal{P}_E Y = \mathcal{P}_E y, A(\mathcal{P}_E^\perp Y + \mathcal{P}_E y + W) \leq b \right),$$

based on the joint distribution of

$$\begin{pmatrix} W + \mathcal{P}_E y \\ \mathcal{P}_E^\perp Y \end{pmatrix} \sim \mathcal{N} \left(\begin{pmatrix} \mathcal{P}_E y \\ 0 \end{pmatrix}, \Sigma \right), \text{ with } \Sigma = \begin{pmatrix} \gamma^2 I & 0 \\ 0 & \sigma^2(I - P_E) \end{pmatrix}.$$

It suffices to compute

$$\mathbb{E} \left(\tilde{W} | A_E(\mathcal{P}_E^\perp Y + \tilde{W}) \leq b_E \right),$$

with

$$\tilde{W} = W + \alpha, \text{ for } \alpha = \mathcal{P}_E y.$$

Denoting $R = \mathcal{P}_E^\perp Y$, the conditional marginal density of \tilde{W} at w is proportional to

$$h(w) \frac{\exp(-\|w - \alpha\|^2/2\gamma^2)}{\mathbb{P}\{A_E(R + \tilde{W}) \leq b_E\}},$$

where $h(w) = \int_{\{r: Ar \leq b - Aw\}} \exp\left(-\frac{r^T(I - \mathcal{P}_E)^{-1}r}{2\sigma^2}\right)$. The approximate log partition function is again given by:

$$\hat{A}(\alpha) = -\frac{\alpha^T \alpha}{2\gamma^2} - \log(\hat{\mathbb{P}}(A_E(R + \tilde{W}) \leq b_E)).$$

Noting that $R + \tilde{W} \sim \mathcal{N}(\alpha, \Sigma)$ with $\Sigma = \sigma^2(I - P_E) + \gamma^2 I$, we use our approximation for computing volumes of polyhedral regions with respect to a standard gaussian measure as:

$$\log(\hat{\mathbb{P}}(A_E(R + \tilde{W}) \leq b_E)) = \log(\hat{\mathbb{P}}(\tilde{A}_E Z \leq b)), \text{ where } \tilde{A}_E = A_E \Sigma^{1/2}, Z \text{ is standard gaussian.}$$

Thus,

$$\hat{A}(\alpha) = \left(1 - \frac{1}{\gamma^2}\right) \frac{\alpha^T \alpha}{2} + g^*(\alpha),$$

where

$$g^*(\alpha) = \sup_z \alpha^T z - \frac{\|z\|^2}{2} - \log\left(1 + \frac{1}{b_i - \tilde{a}_i^T z}\right),$$

the convex conjugate of $g(z) = \frac{\|z\|^2}{2} + \log\left(1 + \frac{1}{b_i - \tilde{a}_i^T z}\right)$.

We conclude by noting that the approximate expectation based on the derivative approximate log partition function with respect to natural parameter, evaluated at $\alpha = \mathcal{P}_E y$ and can be written as:

$$\mathbb{E}\left(\tilde{W} | A_E(\mathcal{P}_E^\perp Y + \tilde{W}) \leq b_E\right) = (\gamma^2 - 1)\mathcal{P}_E y + \gamma^2 z_*(\mathcal{P}_E y),$$

where $z_*(\mathcal{P}_E y)$ satisfies (41). □

B An Algorithm for Computing $\mathcal{P}_{\mathcal{K}}(\mu)$

We present a numerical optimization algorithm that can be implemented to find the projection of mean vector μ onto the convex selection region $\mathcal{K} = \{y : A_E y \leq b_E\}$ for approximating the Gaussian volume of selection region \mathcal{K} . The convex problem of interest can be framed as below

$$\min_{\mu: A_E \mu \leq b_E} \frac{1}{2} \|\mu - X_E \beta_E\|_2^2.$$

We employ the ADMM algorithm (Boyd et al., 2011), which augments the term $\frac{\rho}{2}\|(A_E\mu - b_E - r)\|_2^2$ to the Lagrangian to solve the optimization problem:

$$\min_{\mu, r, y: r = A_E\mu - b_E} \frac{1}{2}\|(\mu - X_E\beta_E)\|_2^2 + y^T(A_E\mu - b_E - r) + \frac{\rho}{2}\|(A_E\mu - b_E - r)\|_2^2 + \mathbb{1}_{r \leq 0}$$

The updates for the ADMM algorithm are given by:

$$\mu^{(k+1)} = (I + \rho A_E^T A_E)^{-1} (X_E\beta_E + \rho A_E^T (b_E + r^{(k)} - u^{(k)})) \quad (42)$$

$$r^{(k+1)} = \min (A_E\mu^{(k+1)} - b_E + u^{(k)}, 0) \quad (43)$$

$$u^{(k+1)} = u^{(k)} + (A_E\mu^{(k+1)} - b_E - r^{(k+1)}) \quad (44)$$

We can adopt the adaptive Metropolis-Hastings with the selection probability for each fresh draw computed via the above the ADMM updates.

C Supplement to Section 9

Lemma C.1 (Convexity of MAP problem for exponential family). *Let $\pi(\beta)$ be a log-concave prior. For a nonnegative function $w(z)$, finding the minimizer of (38) in β is a convex optimization problem.*

Proof. With a log-concave prior π , the MAP problem minimizes with respect to β

$$\begin{aligned} -\beta^T Y + H(\beta) + \log \mathbb{P}_\beta(Y \in \mathcal{K}) - \log \pi(\beta) &= -\beta^T Y + \sup_{z \in \mathbb{R}^n} \beta^T z - (H^*(z) + w(z)) - \log \pi(\beta) \\ &= -\beta^T Y + \bar{w}^*(\beta) - \log \pi(\beta) \end{aligned}$$

where \bar{w}^* is the convex conjugate of the function of

$$\bar{w}(z) = H^*(z) + w(z).$$

□

Next we present estimating equations for the (approximate) randomized selective MAP,

an analogue of Lemma 7.4. Hence, let $Y^* = \mathcal{Y}(Y, W)$, where

$$W \sim \exp(\alpha T(W) - \Lambda(\alpha)), \text{ and } W \text{ independent of } Y. \quad (45)$$

Theorem C.2. *The approximate randomized selective MAP for β with a log-concave prior π when Y and W distributed as (34) and (45) and randomization scheme $Y^* = \mathcal{Y}(Y, W)$ is given by*

$$\hat{\beta}_S = \nabla H^*(z + \nabla g(\hat{\beta}_S)) + \hat{t}(z + \nabla g(\hat{\beta}_S)) \quad (46)$$

and $\hat{t}(z)$ given by

$$\hat{t} = \nabla \Lambda \left(\alpha - \frac{\partial w(z, t)}{\partial t} \Big|_i \right) \quad (47)$$

with w being a choice of barrier function and $g = \log \pi$.

Remark 2. *Note the way in which equations (47) and (46) are intertwined.*

Proof. With independent noise W , the selection probability can be approximated as

$$\log \mathbb{P}(AY^* \leq b) \approx \sup_{z, t} -H(\beta) - \Lambda(\alpha) + \beta^T z + \alpha^T t - H^*(z) - \Lambda^*(t) - w(z, t),$$

with w being the barrier function, that reflects the penalty on (z, t) , depending on their location in the selective region. The selective MAP problem would solve for:

$$\operatorname{argmin}_{\beta} -\beta^T z + \sup_z \{ \beta^T z - H^*(z) + \{ \sup_t \alpha^T t - \Lambda^*(t) - w(z, t) \} \} - g(\beta), \quad (48)$$

replacing $\log \pi(\beta) = g(\beta)$. Letting

$$v_z(t) = \Lambda^*(t) + w(z, t), \text{ and}$$

$$\bar{w}(z) = H^*(z) + v_z^*(\alpha),$$

the selective MAP $\hat{\beta}_S$ satisfies

$$\nabla \bar{w}^*(\hat{\beta}_S) = z + \nabla g(\beta_S), \text{ which means } \hat{\beta}_S = \nabla \bar{w}(z + \nabla g(\beta_S)).$$

Thus,

$$\hat{\beta}_S = \nabla H^*(z + \nabla g(\beta_S)) + \operatorname{arg} \max_t \{ \alpha^T t - v_{\{z + \nabla g(\beta_S)\}}(t) \}$$

$$= \nabla H^*(z + \nabla g(\beta_S)) + \hat{t}(z + \nabla g(\beta_S))$$

where $\hat{t}(z) = \arg \max_t \{\alpha^T t - v_z(t)\}$ satisfies

$$\hat{t} = \nabla \Lambda \left(\alpha - \frac{\partial w(z, t)}{\partial t} \Big|_{\hat{t}} \right). \quad (49)$$

□

By ignoring the prior term g , we have

Corollary C.3. *The randomized selective MLE for β when Y and W distributed as (34) and (45) and randomization scheme $Y^* = \mathcal{Y}(Y, W)$ is given by*

$$\hat{\beta}_S = \nabla H^*(z) + \hat{t}(z) \quad (50)$$

and

$$\hat{t}(z) = \nabla \Lambda \left(\alpha - \frac{\partial w(z, t)}{\partial t} \Big|_{\hat{t}} \right) \quad (51)$$

with w being a choice of barrier function.