

# A BASIS FOR THE IMPLICIT REPRESENTATION OF PLANAR RATIONAL CUBIC BÉZIER CURVES

OLIVER J. D. BARROWCLOUGH

**ABSTRACT.** We present an approach to finding the implicit equation of a planar rational parametric cubic curve, by defining a new basis for the representation. The basis, which contains only four cubic bivariate polynomials, is defined in terms of the Bézier control points of the curve. An explicit formula for the coefficients of the implicit curve is given. Moreover, these coefficients lead to simple expressions which describe aspects of the geometric behaviour of the curve. In particular, we present an explicit barycentric formula for the position of the double point, in terms of the Bézier control points of the curve. We also give conditions for when an unwanted singularity occurs in the region of interest. Special cases in which the method fails, such as when three of the control points are collinear, or when two points coincide, will be discussed separately.

## 1. INTRODUCTION

Parametric curves are widely used in CAGD applications, especially in the ubiquitous rational Bézier and B-spline forms, due to their natural geometric properties. It is well known that all planar rational parametric curves can be written in implicit form [12]; that is, as the zero set of a single bivariate polynomial function. The availability of both the implicit and parametric representations, which have properties complementary to each other, is important for various applications in CAGD, such as intersection and surface trimming algorithms. The increase in the presence of GPUs in commodity computers has also led to renewed interest in implicit representations for rendering applications [9, 10]. Since traditionally the design phase happens using the parametric representation, a great deal of research has focussed on *implicitization* - the conversion from the rational parametric, to the implicit form.

Implicitization algorithms, both exact and approximate, have been investigated by many authors (e.g., [1, 2, 3, 4, 5, 12]). The specific case of implicitization of *planar rational cubic curves* has also received particular attention. In [11], Sederberg et al. present a method which reduces the degrees of freedom in the implicit polynomial from nine to eight by introducing monoid curves. In [8], Floater makes a choice of basis that allows the implicit representation to be given in terms of only six basis functions - a reduction from the 10 basis functions required to represent all polynomials of total degree three. Floater also gives explicit formulas for the coefficients and conditions for when the curve degenerates to a conic.

Despite being motivated by methods for sparse implicitization [6], the techniques in this paper more closely resemble those of Sederberg et al. [11, 12] and Floater [8]. The method describes how, in most cases, the implicit form of the curve can be defined in terms of only four basis functions. The basis functions are constructed from the control points of a rational cubic curve given in Bernstein-Bézier form. In addition, the coefficients which describe the implicit representation are shown

---

*Key words and phrases.* Bézier curves, rational cubic curves, conic sections, implicit representation, singularity, double point.

to contain a lot of information about the geometry of the curve. We present an explicit barycentric formula for the position of the double point of the curve in terms of its control points, along with criteria for when the double point is considered ‘unwanted’. The important case of degeneration to conic sections is also treated. In the special case when three of the control points are collinear, the method fails; potential remedies for this will also be discussed.

Although much of the paper will utilize a Cartesian system for describing and proving the results, the method is in fact independent of the coordinate system, and is stated in terms of purely geometric quantities. In addition, all of the formulas (except Eq. (16)), including the detection and location of singularities on the curve, can be implemented in exact rational arithmetic; that is, only the operations of addition, subtraction multiplication and division are required. This contrasts with other methods, which often require polynomial rootfinding to find the double point via the parametric representation [8, 9, 10, 15]. This is potentially useful in applications which require exact precision and also aids the speed of floating point implementations.

There are several applications of implicit representations of rational cubic curves. These include resolution independent curve rendering, as in [9, 10], and intersection algorithms, as in [11, 13, 15]. We also envisage great potential for the use of the techniques in this paper in surface trimming algorithms. A piecewise implicit representation of cubic trimming curves in the parameter domain will give a simple and accurate test for whether a point lies inside or outside the trimming region. The geometric formulas presented in this paper are also interesting from a theoretical perspective.

The paper will proceed as follows. In Section 2 we present the construction of the basis we use for the cubic implicitization, and also present formulas for the coefficients which define the curve. Computation of the double point of the curve will be addressed in Section 3, and Section 4 will cover the case of cubics which degenerate to conic sections. The special case of collinear control points will be discussed in Section 5. Several examples will be presented in Section 6, which highlight the simplicity of the method. We conclude the paper with a discussion of the extension to higher degrees and further work in Section 7. Some extended proofs and basic geometric properties are deferred to the Appendices.

## 2. A BASIS FOR REPRESENTING RATIONAL CUBIC BÉZIER CURVES IMPLICITLY

In this section we describe the implicit basis functions and prove some simple facts such as invariance of the coefficients under affine transformations. We begin with some definitions.

**2.1. Preliminaries.** We assume that the planar rational cubic curve is given in Bernstein-Bézier form with control points  $\mathbf{c}_0, \mathbf{c}_1, \mathbf{c}_2, \mathbf{c}_3$ , and weights  $w_0, w_1, w_2, w_3$ . That is, we have

$$(1) \quad \mathbf{p}(t) = \frac{\mathbf{c}_0 w_0 (1-t)^3 + \mathbf{c}_1 3w_1 (1-t)^2 t + \mathbf{c}_2 3w_2 (1-t)t^2 + \mathbf{c}_3 w_3 t^3}{w_0 (1-t)^3 + 3w_1 (1-t)^2 t + 3w_2 (1-t)t^2 + w_3 t^3}.$$

In the parametric form, rational Bézier curves are normally rendered within a region of interest corresponding to the parameter values  $t \in [0, 1]$ . It is also common in the CAGD community to require that the weights are strictly positive. Although such a restriction is easier for us to work with, for the most part, it is not necessary; most of the methods we present also work with negative weights, zero weights and weights of mixed sign. However, due to the construction which follows, we do require that *no three of the control points are collinear*. It is important to note that this will be an assumption of all the results up to Section 5.

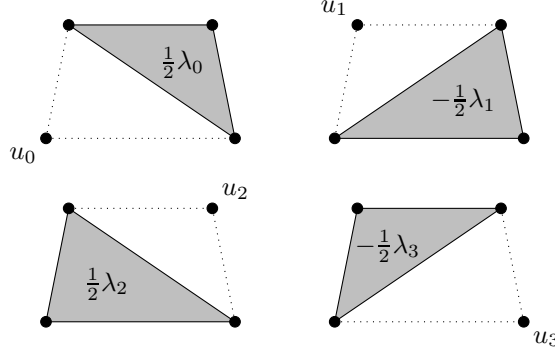


FIGURE 1. The definition of the coefficients  $\lambda_i$  corresponds to twice the signed areas of the shaded regions. The corresponding weights  $u_i$  appear on the opposite vertex.

In the following definition, we assume the control points are given in a Cartesian system,  $\mathbf{c}_i = (c_{i,0}, c_{i,1})$ .

**Definition 1.** We define the implicit equation of the line between  $\mathbf{c}_i$  and  $\mathbf{c}_j$  to be given by  $L_{ij}(x, y) = 0$ , where

$$L_{ij}(x, y) = \begin{vmatrix} x & y & 1 \\ c_{i,0} & c_{i,1} & 1 \\ c_{j,0} & c_{j,1} & 1 \end{vmatrix}.$$

We may refer loosely to ‘the line  $L_{ij}$ ,’ meaning ‘the line defined by the equation  $L_{ij}(x, y) = 0$ ’. Note that the norm of the gradient of  $L_{ij}$  is equal to the Euclidean distance between the points  $\mathbf{c}_i$  and  $\mathbf{c}_j$ :<sup>1</sup>

$$\|\nabla L_{ij}\|_2 = \|\mathbf{c}_j - \mathbf{c}_i\|_2.$$

**Definition 2.** We define a quantity  $\lambda_{ijk}$  as follows:

$$\lambda_{ijk} = \begin{vmatrix} c_{i,0} & c_{i,1} & 1 \\ c_{j,0} & c_{j,1} & 1 \\ c_{k,0} & c_{k,1} & 1 \end{vmatrix}.$$

For compactness of notation we define  $\lambda_i = (-1)^{i+1} \lambda_{i+1, i+2, i+3}$  where the indices  $i+1$ ,  $i+2$  and  $i+3$  are taken modulo 4. That is,

$$(2) \quad \lambda_0 = \lambda_{321}, \quad \lambda_1 = \lambda_{230}, \quad \lambda_2 = \lambda_{103}, \quad \lambda_3 = \lambda_{012}.$$

We also make the definition

$$u_i = \binom{3}{i} w_i,$$

for each of the weights  $(w_i)_{i=0}^3$  of the rational cubic Bézier curve.

Clearly  $\lambda_{ijk} = 0$  if any of the  $i, j, k$ 's are equal. The quantities  $\lambda_i$  represent twice the signed areas of the triangles formed from the control points  $(\mathbf{c}_i)_{i=0}^3$ , by omitting the point  $\mathbf{c}_i$  (i.e.,  $\mathbf{c}_{i+1}$ ,  $\mathbf{c}_{i+2}$  and  $\mathbf{c}_{i+3}$ ). The areas,  $\lambda_i$ , are pictured with the corresponding weights,  $u_i$ , in Figure 1.

<sup>1</sup>The linear functions  $L_{ij}$ , can in fact be characterised by the three conditions of vanishing at  $\mathbf{c}_i$  and  $\mathbf{c}_j$ , and having constant gradient, proportional to the Euclidean distance between the points. However, for the sake of clarity, we proceed using the definition in the Cartesian system.

**2.2. Implicit basis functions for rational cubic curves.** The following definition describes the basis functions we use for the implicit representation:

**Definition 3.** *We define four basis functions as follows:*

$$\begin{aligned} K_0(x, y) &= L_{01}(x, y)L_{12}(x, y)L_{23}(x, y), \\ K_1(x, y) &= L_{01}(x, y)L_{13}(x, y)^2, \\ K_2(x, y) &= L_{02}(x, y)^2L_{23}(x, y), \\ K_3(x, y) &= L_{03}(x, y)^3. \end{aligned}$$

A diagrammatic representation of these basis functions is shown in Figure 2. To gain some intuition on the construction of these basis functions, an extended discussion is presented in C.

The term ‘basis functions’ is used rather loosely in this context, since for any different collection of control points the ‘basis’ will be different. The function set provides a basis for any non-degenerate planar rational cubic Bézier curve with given control points, subject to no three points being collinear; that is, for any choice of weight combinations. Moreover, the basis functions are conceptually similar for all non-collinear collections of control points, although they do differ analytically. The proof of linear independence given in Theorem 16, together with the spanning property of Theorem 1, justifies the choice of the term ‘basis’ for this function set. However, the fact that the functions are dependent on the control points must be understood.

In the following Theorem we establish an explicit formula for the implicit representation of the rational cubic Bézier curve  $\mathbf{p}(t)$ , in terms of these basis functions.

**Theorem 1.** *Suppose we are given a non-degenerate rational cubic Bézier curve,  $\mathbf{p}(t)$ , such that no three of the control points are collinear. Then the curve has the following equation defining its implicit representation:*

$$q(x, y) = \sum_{i=0}^3 b_i K_i(x, y)$$

where

$$\begin{aligned} b_0 &= -(\lambda_1^2 \lambda_2^2 U - u_1^2 u_2^2 \Lambda), \\ b_1 &= \lambda_1^3 \lambda_3 U - u_1^3 u_3 \Lambda, \\ b_2 &= \lambda_0 \lambda_2^3 U - u_0 u_2^3 \Lambda, \\ b_3 &= \lambda_0^2 \lambda_3^2 U - u_0^2 u_3^2 \Lambda. \end{aligned} \tag{3}$$

and  $U = \prod_{k=0}^3 u_k$  and  $\Lambda = \prod_{k=0}^3 \lambda_k$ .

Due to its length, we defer the proof of this theorem to B. It is interesting to note that the degrees to which the  $u_i$ s and  $\lambda_i$ s appear in the coefficient formula (3), are closely related to the multiplicities of the basis functions  $(K_i)_{i=0}^3$  at the vertices  $(\mathbf{c}_k)_{k=0}^3$ .

**Proposition 2.** *The coefficients  $(b_i)_{i=0}^3$  defined by (3) are invariant under affine transformations, up to a constant scaling.*

*Proof.* Formally, suppose we are given a rational cubic Bézier curve  $\mathbf{p}(t)$  with control points  $\mathbf{c}_i$  and weights  $w_i$ , whose implicit coefficients  $(b_i)_{i=0}^3$  are defined by (3). Then, for any affine map  $\Phi$ , we claim that the implicit coefficients of the transformed curve  $\Phi(\mathbf{p}(t))$  are given by  $(\alpha b_i)_{i=0}^3$ , for some non-zero constant  $\alpha$ . Since affine transformations multiply areas by a non-zero constant, there exists a constant  $C$  such that  $\tilde{\lambda}_i = C\lambda_i$  where  $\tilde{\lambda}_i$  are the areas defined by control points  $\tilde{\mathbf{c}}_i$ ,

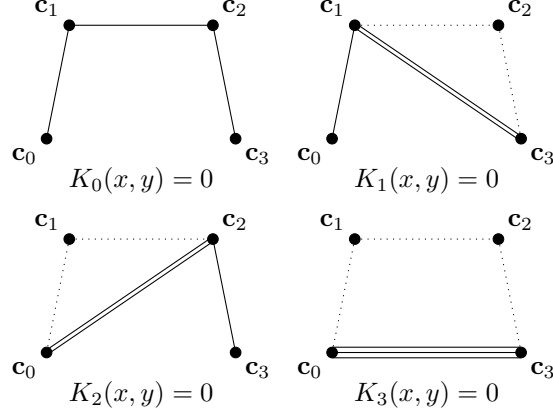


FIGURE 2. A diagrammatic representation of the zero sets of the basis functions  $(K_i)_{i=0}^3$ . The number of lines between any two points  $\mathbf{c}_i$  and  $\mathbf{c}_j$ , reflect the multiplicity with which  $L_{ij}(x, y)$  appears in the basis function.

after the affine transformation (i.e.,  $\tilde{\mathbf{c}}_i = \Phi \mathbf{c}_i$ , for each  $i = 0, 1, 2, 3$ ). Now, since the weights  $u_i$  are unchanged, and the  $\lambda_i$ s appear homogeneously of degree four in the definition (3), we have  $\tilde{b}_i = C^4 b_i$ , for each  $i$ .  $\square$

Since implicit representations are unchanged by non-zero scalar multiplication, we can clearly factor out the constant  $C^4$ .

**2.3. Evaluating the implicit equation.** One potential disadvantage of the method described in this paper, is that when the implicit equation is evaluated, samples are taken at the six different lines in the set

$$\{L_{ij}(x, y) : 0 \leq i < j \leq 3\}.$$

This can, however, be reduced to three evaluations by some simple relations between the lines.

**Proposition 3.** *Suppose we are given any four points  $(\mathbf{c}_i)_{i=0}^3$ , with no three collinear. Then, using Definitions 1 and 2, we can write*

$$(4) \quad \lambda_j L_{ij}(x, y) + \lambda_k L_{ik}(x, y) + \lambda_l L_{il}(x, y) \equiv 0,$$

for any choice of  $i, j, k, l \in \{0, 1, 2, 3\}$ , with all indices distinct.

*Proof.* Let

$$f(x, y) = \lambda_j L_{ij}(x, y) + \lambda_k L_{ik}(x, y) + \lambda_l L_{il}(x, y).$$

Then

$$f(\mathbf{c}_j) = \lambda_k L_{ik}(\mathbf{c}_j) + \lambda_l L_{il}(\mathbf{c}_j) = \pm(\lambda_k \lambda_l - \lambda_l \lambda_k) = 0,$$

since  $L_{ij}(\mathbf{c}_j) = 0$ , and  $\lambda_k L_{ik}(\mathbf{c}_j)$  and  $\lambda_l L_{il}(\mathbf{c}_j)$  must have opposite signs, which depend on the orientation of  $i, j, k$  and  $l$ . Similarly,  $f(\mathbf{c}_k) = 0$  and  $f(\mathbf{c}_l) = 0$ . Thus, since  $f$  is a linear function which is zero at three non-collinear points, it must be identically zero.  $\square$

This Proposition gives us an alternative method to evaluate some of the functions  $L_{ij}$ . We assume that we are given the lines  $L_{01}$ ,  $L_{12}$  and  $L_{23}$ , corresponding to the

lines in the control polygon. It can easily be shown, using (4), that

$$\begin{aligned} L_{02} &= \frac{\lambda_3 L_{23} - \lambda_1 L_{12}}{\lambda_0}, \\ L_{13} &= \frac{\lambda_0 L_{01} - \lambda_2 L_{12}}{\lambda_3}, \\ L_{03} &= \frac{\lambda_1 \lambda_2 L_{12} - \lambda_0 \lambda_1 L_{01} - \lambda_2 \lambda_3 L_{23}}{\lambda_0 \lambda_3}. \end{aligned}$$

When using this method as a numerical technique, care should be taken to ensure a sufficient degree of numerical stability. For example, if the denominators become small, it may be better to choose a different set of three lines to evaluate on, or to compute each line evaluation explicitly. A similar method is used by Sederberg and Parry in [13], in order to simplify the symbolic expansion of the determinant required in their method.

**2.4. Properties of the coefficients.** In the following definition we give three quantities which can be used to determine several characteristics of the geometry of the curve, such as when the curve degenerates, and in what region the singularity lies.

**Definition 4.** *We define three quantities  $\phi_1$ ,  $\phi_2$  and  $\phi_3$  as follows:*

$$\begin{aligned} \phi_1 &= u_0 u_2 \lambda_1^2 - u_1^2 \lambda_0 \lambda_2, \\ \phi_2 &= u_1 u_3 \lambda_2^2 - u_2^2 \lambda_1 \lambda_3, \\ \phi_3 &= u_1 u_2 \lambda_0 \lambda_3 - u_0 u_3 \lambda_1 \lambda_2. \end{aligned}$$

These quantities are based on the coefficients  $(b_i)_{i=0}^3$  and we can write

$$\begin{aligned} b_0 &= \phi_3 u_1 u_2 \lambda_1 \lambda_2, \\ b_1 &= \phi_1 u_1 u_3 \lambda_1 \lambda_3, \\ b_2 &= \phi_2 u_0 u_2 \lambda_0 \lambda_2, \\ b_3 &= \phi_3 u_0 u_3 \lambda_0 \lambda_3. \end{aligned} \tag{5}$$

We thus have a compact form of the implicit equation

$$\begin{aligned} q(x, y) &= \phi_3 (u_1 u_2 \lambda_1 \lambda_2 K_0(x, y) + u_0 u_3 \lambda_0 \lambda_3 K_3(x, y)) \\ &+ \phi_1 u_1 u_3 \lambda_1 \lambda_3 K_1(x, y) + \phi_2 u_0 u_2 \lambda_0 \lambda_2 K_2(x, y). \end{aligned} \tag{6}$$

There is also a relation between the three quantities given as follows:

**Proposition 4.** *The following two equations hold:*

$$u_3 \lambda_2 \phi_1 + u_1 \lambda_0 \phi_2 + u_2 \lambda_1 \phi_3 = 0,$$

and

$$u_2 \lambda_3 \phi_1 + u_0 \lambda_1 \phi_2 + u_1 \lambda_2 \phi_3 = 0.$$

*Proof.* The proof is a simple exercise in expanding polynomials after substituting the definitions  $\phi_1$ ,  $\phi_2$  and  $\phi_3$ . We therefore omit the details here.  $\square$

### 3. DOUBLE POINTS ON RATIONAL CUBIC CURVES

Since the curve is rational, there always exists a single double point in the form of a crunode, an acnode or a cusp. It is a surprising fact that the double point of a rational cubic curve with rational coefficients is necessarily rational, despite the fact that the corresponding parameter values may be irrational or complex. This was apparently first noticed by Sederberg in [11] (Theorem 1):

*“Every rational cubic curve defined by polynomials with rational coefficients has a double point whose coordinates are real and rational”.*

In this section we derive the equations of two lines which intersect at the double point, in terms of the coefficients we have already discussed. We give exact formulas for the location of the double point in terms of barycentric combinations of its control points. We also define a condition which detects when there is an ‘unwanted’ self-intersection in the region of interest.

We first give some identities for the gradient which will be needed in the proofs in this section. From Definition 1 it is clear that we have

$$\frac{\partial}{\partial x} L_{ij}(x, y) = c_{i1} - c_{j1},$$

and

$$\frac{\partial}{\partial y} L_{ij}(x, y) = c_{j0} - c_{i0}.$$

For compactness of notation we define  $\mathbf{c}_{ij}^\perp = \begin{pmatrix} c_{i1} - c_{j1} \\ c_{j0} - c_{i0} \end{pmatrix}$ . Thus, using the product rule, we can write the gradients of the basis functions as follows:

$$\begin{aligned} \nabla K_0(x, y) &= \mathbf{c}_{23}^\perp L_{01} L_{12} + \mathbf{c}_{12}^\perp L_{01} L_{23} + \mathbf{c}_{01}^\perp L_{12} L_{23}, \\ \nabla K_1(x, y) &= \mathbf{c}_{13}^\perp 2L_{01} L_{13} + \mathbf{c}_{01}^\perp L_{13}^2, \\ \nabla K_2(x, y) &= \mathbf{c}_{02}^\perp 2L_{02} L_{23} + \mathbf{c}_{23}^\perp L_{02}^2, \\ \nabla K_3(x, y) &= \mathbf{c}_{03}^\perp 3L_{03}^2. \end{aligned} \tag{7}$$

In addition, using (6), we can write the gradient function,  $\nabla q$ , in the compact form

$$\begin{aligned} \nabla q(x, y) &= \phi_3(u_1 u_2 \lambda_1 \lambda_2 \nabla K_0(x, y) + u_0 u_3 \lambda_0 \lambda_3 \nabla K_3(x, y)) \\ &\quad + \phi_1 u_1 u_3 \lambda_1 \lambda_3 \nabla K_1(x, y) + \phi_2 u_0 u_2 \lambda_0 \lambda_2 \nabla K_2(x, y). \end{aligned} \tag{8}$$

**3.1. Location of the singularity.** In this section we determine the location of the singularity in affine space. The following proposition deals with the case where the singularity occurs at one of the endpoints  $\mathbf{c}_0$  or  $\mathbf{c}_3$ .

**Proposition 5.** *Let the control points and weights of a non-degenerate rational cubic Bézier curve be given, and assume that no three control points are collinear. Then the singularity occurs at the end point  $\mathbf{c}_0$  if and only if  $\phi_2 = 0$  or  $u_1 = 0$ . Similarly, the singularity occurs at the end point  $\mathbf{c}_3$  if and only if  $\phi_1 = 0$  or  $u_2 = 0$ .*

*Proof.* Since the functions  $(L_{0i})_{i=1}^3$ , evaluated at the endpoint  $\mathbf{c}_0$  are all zero, we have  $\nabla K_2(\mathbf{c}_0) = \nabla K_3(\mathbf{c}_0) = 0$ . Thus

$$\begin{aligned} \nabla q(\mathbf{c}_0) &= \mathbf{c}_{01}^\perp (L_{12}(\mathbf{c}_0) L_{23}(\mathbf{c}_0) (u_1^2 u_2^2 \Lambda - \lambda_1^2 \lambda_2^2 U) + L_{13}^2(\mathbf{c}_0) (\lambda_1^3 \lambda_3 U - u_1^3 u_3 \Lambda)) \\ &= \mathbf{c}_{01}^\perp \Lambda u_1^2 (u_2^2 \lambda_1 \lambda_3 - u_1 u_3 \lambda_2^2) \\ &= -\mathbf{c}_{01}^\perp \Lambda u_1^2 \phi_2. \end{aligned}$$

Clearly this is zero if and only if  $\phi_2 = 0$  or  $u_1 = 0$ , since  $\mathbf{c}_0$  and  $\mathbf{c}_1$  are distinct. Similarly,  $\nabla q(\mathbf{c}_3) = 0$  if and only if  $\phi_1 = 0$  or  $u_2 = 0$ .  $\square$

In non-degenerate cases, except for those with the conditions above, we can derive the equations of two lines,  $\tilde{S}_1$  and  $\tilde{S}_2$ , which both intersect the singularity and either  $\mathbf{c}_0$  or  $\mathbf{c}_3$ .

**Proposition 6.** *Suppose we have a planar rational cubic Bézier curve with no three control points collinear and non-zero weights. Suppose further that the double point of the curve is finite, and does not lie on either of the endpoints  $\mathbf{c}_0$  or  $\mathbf{c}_3$ . Define two equations as follows:*

$$\begin{aligned} \tilde{S}_1(x, y) &= L_{02}(x, y) u_2 \phi_1 - L_{03}(x, y) u_1 \phi_3 = 0, \\ \tilde{S}_2(x, y) &= L_{13}(x, y) u_1 \phi_2 - L_{03}(x, y) u_2 \phi_3 = 0. \end{aligned} \tag{9}$$

The equations (9) define two lines which intersect the end points of the Bézier curve,  $\mathbf{c}_0$  and  $\mathbf{c}_3$  respectively. Moreover, the lines intersect each other at the unique double point of the curve. The lines are also determined by the alternative equations

$$(10) \quad \begin{aligned} \hat{S}_1(x, y) &= L_{01}(x, y)u_2\phi_1 - L_{03}(x, y)u_0\phi_2 = 0, \\ \hat{S}_2(x, y) &= L_{23}(x, y)u_1\phi_2 - L_{03}(x, y)u_3\phi_1 = 0. \end{aligned}$$

*Proof.* We can immediately see that  $\tilde{S}_1(\mathbf{c}_0) = 0$  since, by definition, it is a linear combination of  $L_{02}$  and  $L_{03}$ . Similarly,  $\tilde{S}_2(\mathbf{c}_3) = 0$ . It remains to show that both lines intersect at the double point of  $q$ .

We now use both equations (9) and (10), which can easily be shown to be equivalent, using Proposition 3. We must prove that both the implicit polynomial  $q$  and its gradient  $\nabla q$ , vanish when these equations are satisfied. From (9) and (10) we infer that

$$(11) \quad L_{01} = \frac{L_{03}u_0\phi_2}{u_2\phi_1}, \quad L_{23} = \frac{L_{03}u_3\phi_1}{u_1\phi_2}, \quad L_{02} = \frac{L_{03}u_1\phi_3}{u_2\phi_1}, \quad L_{13} = \frac{L_{03}u_2\phi_3}{u_1\phi_2},$$

and

$$(12) \quad L_{12} = \frac{L_{23}\lambda_3 - L_{02}\lambda_0}{\lambda_1} = L_{03} \left( \frac{\phi_1 u_3 \lambda_3}{\phi_2 u_1 \lambda_1} - \frac{\phi_3 u_1 \lambda_0}{\phi_1 u_2 \lambda_1} \right).$$

These are well defined since, by Proposition 5, we have  $\phi_1 \neq 0$  and  $\phi_2 \neq 0$ , and the weights are non-zero. Thus, by (6), the formula for  $q$  becomes

$$\begin{aligned} q(x, y) &= \phi_3 \lambda_0 \lambda_3 u_0 u_3 L_{03}^3 + \phi_3 \left( \frac{\phi_1 \lambda_3 u_3}{\phi_2 u_1 \lambda_1} - \frac{\phi_3 \lambda_0 u_1}{\phi_1 u_2 \lambda_1} \right) \lambda_1 \lambda_2 u_0 u_3 L_{03}^3 \\ &\quad + \frac{\phi_3^2 \lambda_1 \lambda_3 u_0 u_2 u_3}{\phi_2 u_1} L_{03}^3 + \frac{\phi_3^2 \lambda_0 \lambda_2 u_0 u_1 u_3}{\phi_1 u_2} L_{03}^3, \\ &= L_{03}^3 \frac{\lambda_3 \phi_3 u_0 u_3}{\phi_2 u_1} (\phi_2 \lambda_0 u_1 + \phi_3 \lambda_1 u_2 + \phi_1 \lambda_2 u_3), \\ &= 0, \end{aligned}$$

by Proposition 4.

In order to prove that  $\nabla q = 0$  when  $S_1 = S_2 = 0$ , we substitute the equations (11) into the gradient identities (7). After expanding the formula (8), we can group together the coefficients of  $\mathbf{c}_{ij}^\perp$  to write

$$\nabla q = L_{03}^2 (\psi_{01} \mathbf{c}_{01}^\perp + \psi_{12} \mathbf{c}_{12}^\perp + \psi_{23} \mathbf{c}_{23}^\perp + \psi_{02} \mathbf{c}_{02}^\perp + \psi_{13} \mathbf{c}_{13}^\perp + \psi_{03} \mathbf{c}_{03}^\perp),$$

where

$$\begin{aligned} \psi_{01} &= \phi_3 u_0 u_3 \lambda_0 \lambda_1, \\ \psi_{12} &= \phi_3 u_0 u_3 \lambda_1 \lambda_2, \\ \psi_{23} &= \phi_3 u_0 u_3 \lambda_2 \lambda_3, \\ \psi_{02} &= 2\phi_3 u_0 u_3 \lambda_0 \lambda_2, \\ \psi_{13} &= 2\phi_3 u_0 u_3 \lambda_1 \lambda_3, \\ \psi_{03} &= 3\phi_3 u_0 u_3 \lambda_0 \lambda_3. \end{aligned}$$

The quantities  $\psi_{ij}$  can be verified by writing out the coefficients. Thus, we can factor out the common factor  $\phi_3 u_0 u_3$ , to get

$$\nabla q = L_{03}^2 \phi_3 u_0 u_3 (\lambda_0 \lambda_1 \mathbf{c}_{01}^\perp + \lambda_1 \lambda_2 \mathbf{c}_{12}^\perp + \lambda_2 \lambda_3 \mathbf{c}_{23}^\perp + 2\lambda_0 \lambda_2 \mathbf{c}_{02}^\perp + 2\lambda_1 \lambda_3 \mathbf{c}_{13}^\perp + 3\lambda_0 \lambda_3 \mathbf{c}_{03}^\perp).$$



Now, we can individually verify each of the following

$$\begin{aligned}\lambda_0\lambda_1\mathbf{c}_{01}^\perp + \lambda_0\lambda_2\mathbf{c}_{02}^\perp + \lambda_0\lambda_3\mathbf{c}_{03}^\perp &= 0, \\ \lambda_2\lambda_3\mathbf{c}_{23}^\perp + \lambda_1\lambda_3\mathbf{c}_{13}^\perp + \lambda_0\lambda_3\mathbf{c}_{03}^\perp &= 0, \\ \lambda_1\lambda_2\mathbf{c}_{12}^\perp + \lambda_0\lambda_2\mathbf{c}_{02}^\perp + \lambda_1\lambda_3\mathbf{c}_{13}^\perp + \lambda_0\lambda_3\mathbf{c}_{03}^\perp &= 0.\end{aligned}$$

Thus, summing the previous three equations, we must have  $\nabla q = 0$ , proving the statement.  $\square$

The lines defined in Proposition 6 are shown in Figure 3. It can be seen that the segments of the curve limited to the quadrants defined by the lines  $\tilde{S}_1$  and  $\tilde{S}_2$ , are non-singular. This is necessarily true due to rational cubic curves having only one singularity. The following Theorem, which is a consequence of the previous Proposition, gives the location of the singularity in the affine plane.

**Theorem 7.** *Suppose that the double point  $\mathbf{s}$ , of a non-degenerate rational cubic curve, is not at infinity. Then the following barycentric combination of the four Bézier control points  $(\mathbf{c}_i)_{i=0}^3$  determines its location exactly:*

$$\mathbf{s} = \frac{\mathbf{c}_0\lambda_1\phi_1\phi_3u_2^2 + \frac{1}{2}(\mathbf{c}_0\lambda_0 - \mathbf{c}_1\lambda_1 + \mathbf{c}_2\lambda_2 - \mathbf{c}_3\lambda_3)\phi_1\phi_2u_1u_2 - \mathbf{c}_3\lambda_2\phi_2\phi_3u_1^2}{\lambda_1\phi_1\phi_3u_2^2 + \frac{1}{2}(\lambda_0 - \lambda_1 + \lambda_2 - \lambda_3)\phi_1\phi_2u_1u_2 - \lambda_2\phi_2\phi_3u_1^2}$$

The formula can be simplified in a number of different ways, using the identities provided in the previous sections. For example, in the barycentric coordinate system defined by  $\mathbf{c}_0$ ,  $\mathbf{c}_2$  and  $\mathbf{c}_3$ , we have

$$(13) \quad \mathbf{s} = \frac{\mathbf{c}_0\phi_1^2u_2u_3 - \mathbf{c}_2\phi_1\phi_2u_1u_2 + \mathbf{c}_3\phi_2\phi_3u_1^2}{\phi_1^2u_2u_3 - \phi_1\phi_2u_1u_2 + \phi_2\phi_3u_1^2},$$

or in the barycentric coordinate system defined by  $\mathbf{c}_0$ ,  $\mathbf{c}_1$  and  $\mathbf{c}_3$

$$(14) \quad \mathbf{s} = \frac{\mathbf{c}_0\phi_1\phi_3u_2^2 - \mathbf{c}_1\phi_1\phi_2u_1u_2 + \mathbf{c}_3\phi_2^2u_1u_0}{\phi_1\phi_3u_2^2 - \phi_1\phi_2u_1u_2 + \phi_2^2u_1u_0}.$$

*Proof.* The formulas can be found by solving the linear equations  $\tilde{S}_1(x, y) = 0$  and  $\tilde{S}_2(x, y) = 0$ , in a particular coordinate system. It is clear that all the formulas are barycentric combinations of the control points, by observing the coefficients in the numerator and denominator. In order to validate that  $\mathbf{s}$  is the intersection of the two lines, we can simply evaluate the functions  $\tilde{S}_1$  and  $\tilde{S}_2$  at  $\mathbf{s}$ :

$$\begin{aligned}\tilde{S}_1(\mathbf{s}) &= \frac{u_1\phi_2}{\phi_1^2u_2u_3 - \phi_1\phi_2u_1u_2 + \phi_2\phi_3u_1^2} \left( -\tilde{S}_1(\mathbf{c}_2)\phi_1u_2 - \tilde{S}_1(\mathbf{c}_3)\phi_3u_1 \right) \\ &= \frac{u_1\phi_2}{\phi_1^2u_2u_3 - \phi_1\phi_2u_1u_2 + \phi_2\phi_3u_1^2} (-L_{03}(\mathbf{c}_2)\phi_1\phi_3u_1u_2 - L_{02}(\mathbf{c}_3)\phi_1\phi_3u_1u_2) \\ &= 0.\end{aligned}$$

We can similarly show that  $\tilde{S}_2$  vanishes at  $\mathbf{s}$ , and thus, by Proposition 6,  $\mathbf{s}$  is the unique double point of the curve.  $\square$

Of course, describing the singularity in terms of the control points may not be optimal with respect to numerical stability if the double point lies far from the region of interest, due to the denominator becoming small. However, information about the singularity is normally required only when it interferes with the region of interest of the curve. In these cases, the method performs very well.

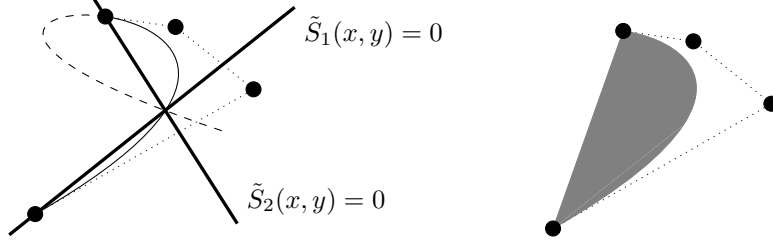


FIGURE 3. Two lines  $\tilde{S}_1$  and  $\tilde{S}_2$  (in bold, left), each defined by a linear combination of  $L_{ij}$ s, which intersect at the singularity. For an unwanted self-intersection (as pictured), the segments of the curves restricted to the quadrants defined by the two lines can be rendered separately, thus visually eliminating the singularity (right).

**3.2. Parametric identities.** In complement to the previous section, it is also possible to derive formulas for the parameter values of the singularity in terms of the quantities  $\phi_1$ ,  $\phi_2$  and  $\phi_3$ . For compactness of notation we first make the following definitions:

**Definition 5.**

$$\Phi_1 = \phi_1 u_2 u_3, \quad \Phi_2 = \phi_2 u_0 u_1, \quad \Phi_3 = \phi_3 u_1 u_2.$$

**Proposition 8.** *Suppose we are given a non-degenerate rational cubic parametric curve with no three control points collinear. Then the parameter values of the double point are given by the solutions to the quadratic equation  $r(t) = 0$ , where*

$$(15) \quad r(t) = \Phi_1 t^2 + \Phi_3 t(1-t) + \Phi_2 (1-t)^2.$$

*Proof.* By inserting the parametric form  $\mathbf{p}(t)$ , into  $\tilde{S}_1$  (and factoring out the denominator), we obtain a cubic polynomial whose three roots correspond to the two parameter values  $t_1$  and  $t_2$  of the double point, and the parameter  $t = 0$ . After factoring out  $t$  from the polynomial we obtain  $r(t) = \tilde{S}_1(\mathbf{p}(t))/t$ , as given above. In the case that  $\phi_2 = 0$ ,  $\tilde{S}_1$  degenerates, however, we can simply follow a similar proof, using  $\tilde{S}_2$  instead.  $\square$

The polynomial  $r(t)$  is strictly quadratic except in the case when  $\Phi_1 + \Phi_2 - \Phi_3 = 0$ . In the non-degenerate case, this condition corresponds to when at least one of the parameter values of the singularity is infinite. When  $r(t)$  is quadratic, it can be solved explicitly, to give the parameters  $t_1$  and  $t_2$  of the double point as

$$(16) \quad \frac{2\Phi_2 - \Phi_3 \pm \sqrt{\Phi_3^2 - 4\Phi_1\Phi_2}}{2(\Phi_1 + \Phi_2 - \Phi_3)}.$$

In particular, we have the discriminant  $\Delta = \Phi_3^2 - 4\Phi_1\Phi_2$ , which defines whether the curve has a self-intersection ( $\Delta > 0$ ), a cusp ( $\Delta = 0$ ), or an acnode ( $\Delta < 0$ ). This appears to be similar to the discriminant described by Stone and DeRose in [14].

The lack of symmetry in Formula (16) above is due to Bernstein polynomials being defined over the interval  $[0, 1]$ , as opposed to an interval which is symmetric about 0, such as  $[-1, 1]$ .

**3.3. Detecting Unwanted Self-intersections.** The parameter values of the double point can occur in several ways. If the two parameters are real and distinct, then a self-intersection occurs; in the case that the two parameters are equal, we

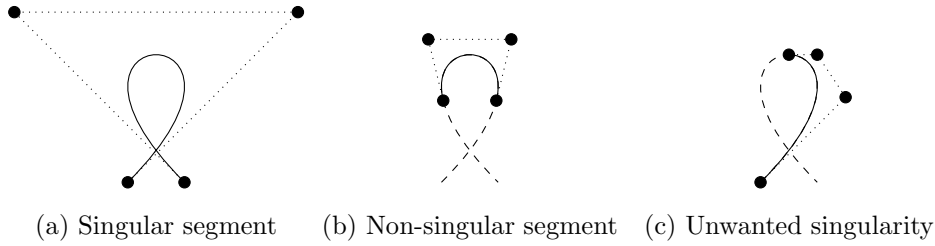


FIGURE 4. Three Bézier representations of the same rational cubic curve. The solid part of the curve represents the region of interest and dashed part corresponds to parameter values outside  $[0, 1]$ .

have a cusp; and parameter pairs which occur as complex conjugates give rise to isolated singular points, or acnodes.

When the curve is given in rational Bézier form, the region of interest is the parameter interval  $[0, 1]$ . If the parameters of the singularity both lie within the interval  $[0, 1]$ , the self-intersection is normally an intended product of the designer. If the parameters both lie outside the interval  $[0, 1]$ , this means there will be no singularities in the region of interest; again, this is normally intended by the designer. The case where one parameter lies within the interval and one lies outside is what we term an *unwanted self-intersection* or *unwanted singularity*. Figure 4 shows the three cases. When the parametric representation is used the unwanted case is not normally distinguished, since the curve is only plotted in the region of interest in the parameter domain. However, using implicit representations, it is more difficult to avoid plotting the curve without the unwanted branch and self-intersection, since a 2D region of rendering must be chosen.

It is possible to detect the presence of unwanted singularities by directly analysing the coefficients  $\Phi_1$  and  $\Phi_2$ . In [8], a method is presented to detect unwanted singularities in special cases, which essentially correspond rational cubic Bézier curves which form simple arches [10]. The following proposition gives a condition to detect unwanted singularities in *all* non-degenerate cases. We make the condition that a singularity with infinite parameter values is not classified as unwanted so that we can assume that  $\Phi_1 + \Phi_2 - \Phi_3 \neq 0$ .

**Proposition 9.** *Let the control points and non-zero weights of a non-degenerate rational cubic Bézier curve be given, such that no three control points are collinear. Then there exists an unwanted singularity in the region of interest if and only if  $\Phi_1\Phi_2 < 0$ .*

*Proof.* This can be proved by observing that  $r(t)$  is a quadratic polynomial in Bernstein form, with coefficients  $\Phi_1$ ,  $\Phi_3/2$  and  $\Phi_2$ , and by the properties of Bernstein polynomials.

( $\Leftarrow$ ) Assume first that  $\Phi_1$  and  $\Phi_2$  have opposite signs. Then, by observing the discriminant, we always have two real roots. Since  $r(0) = \Phi_2$  and  $r(1) = \Phi_1$ , we know there is a root in  $[0, 1]$  by the intermediate value theorem. We also know that there must be a root outside  $[0, 1]$ , because, since it is quadratic,  $r(t)$  must have the same sign as  $r(-t)$  asymptotically. Thus an unwanted self-intersection occurs (c.f. Figure 4(c)).

Assume now that  $\Phi_1$  and  $\Phi_2$  have the same sign. Since we are only interested in cases of self-intersection, where we have two distinct real roots, we consider the two cases,  $\Phi_3 > \sqrt{4\Phi_1\Phi_2}$  and  $\Phi_3 < -\sqrt{4\Phi_1\Phi_2}$ . In one of the cases, all of the Bernstein coefficients of  $r(t)$  have the same sign, so, by the variation diminishing property,

both roots must be outside  $[0, 1]$ . In the other case,  $\Phi_3$  has opposite sign to  $\Phi_1$  and  $\Phi_2$ , so the derivatives of  $r$  at  $t = 0$  and  $t = 1$  must have opposite sign. Again, by the intermediate value theorem,  $r'(t) = 0$  for some  $t \in [0, 1]$ , thus both roots of  $r(t)$  must be in  $[0, 1]$ . Thus either we have a singular or non-singular segment (c.f. Figure 4(a) and (b)).

( $\implies$ ) Assume first that  $r(t)$  has one root in  $[0, 1]$  and one outside  $[0, 1]$ . Then clearly,  $r(0) = \Phi_2$  must have opposite sign to  $r(1) = \Phi_1$ .

Assume that both roots are in  $[0, 1]$ . Then  $r(0) = \Phi_2$  must have the same sign as  $r(1) = \Phi_1$ . This is similarly the case if both roots are outside  $[0, 1]$ .  $\square$

Of course, in the standard case that all weights are positive, we can use the simplified condition  $\phi_1\phi_2 < 0$  in Proposition 9.

In [9], Loop and Blinn use subdivision at the parameter values of the singularity in order to remove the unwanted branch. Their method involves solving a quadratic polynomial for the parameter values of the self-intersection and then running the de Casteljau algorithm for the subdivision. The results of this section suggest an alternative method to remove the singularity. If, according to Proposition 9, we detect an unwanted singularity, we can use the lines defined in Proposition 6 to render non-singular segments of the curve. Such an approach is pictured in Figure 3 (right). This would appear to be advantageous since we avoid the necessity of dealing with two separate curves, and also avoid computing the parameter values of the singularity. Additionally, exact rational arithmetic can be used since we do not need to solve any polynomial equations.

#### 4. DEGENERATION TO CONIC SECTIONS

**4.1. Conditions for conic degeneration.** In this section we describe necessary and sufficient conditions for the degeneration of the rational cubic curve to a conic section. Some of the results of this section are similar to those of Wang and Wang [16] and we use Theorem 1 from that paper in the proof of Theorem 11 below<sup>2</sup>. We first state a Lemma which holds for any rational cubic Bézier curve  $\mathbf{p}$ , including when it degenerates to a conic.

**Lemma 10.** *Let  $q_2(x, y) = u_0u_3L_{03}(x, y)^2 - u_1u_2L_{01}(x, y)L_{23}(x, y)$ . Then for any rational cubic Bézier curve  $\mathbf{p}(t)$ , given by (1), we have*

$$q_2(\mathbf{p}(t)) = \frac{t^2(1-t)^2}{w(t)^2}r(t),$$

where  $r(t)$  is given by (15).

We defer the proof of this lemma to B. The following Theorem defines necessary and sufficient conditions for conic degeneration of the rational cubic curve.

**Theorem 11.** *Suppose all the weights  $(w_i)_{i=0}^3$  are non-zero and no three of the control points are collinear. Then the rational cubic Bézier curve degenerates to a conic if and only if  $\phi_1 = 0$  and  $\phi_2 = 0$ .*

*Proof.* Assume that the rational cubic curve degenerates to a conic section. Then by Theorem 1 in [16] we have

$$\frac{u_0\lambda_1}{u_1\lambda_0} = \frac{u_1\lambda_2}{u_2\lambda_1} = \frac{u_2\lambda_3}{u_3\lambda_2}.$$

By a simple rearrangement of these equations it is clear that we have  $\phi_1 = 0$  and  $\phi_2 = 0$ .

---

<sup>2</sup>In the notation of [16] the quantities  $(S_i)_{i=0}^3$  are equivalent to the quantities  $(\lambda_i)_{i=0}^3$  in this paper. In addition, it should be noted that while the result of Theorem 2 in [16] is restricted to strictly positive weights, the results of Theorems 1 and 3 are general for any non-zero weights.

Assume now that  $\phi_1 = 0$  and  $\phi_2 = 0$ . Then, by Proposition 4, we have  $\phi_3 = 0$  and therefore  $r(t) \equiv 0$  by definition. Therefore, by Lemma 10, we have  $q_2(\mathbf{p}(t)) \equiv 0$ , which shows that  $q_2$  is the implicit representation of  $\mathbf{p}$ . Since  $q_2$  is a quadratic function, the rational cubic curve must degenerate to a conic.  $\square$

A consequence of the previous propositions, and the linear independency of the basis functions (see B), is as follows.

**Corollary 12.** *Suppose that no three control points are collinear and the weights are non-zero. Then the following three statements are equivalent:*

- (1) *the rational cubic curve degenerates to a conic,*
- (2) *the coefficients  $(b_i)_{i=0}$  are all zero,*
- (3) *the implicit polynomial  $q$  vanishes identically.*

*Proof.*

(1)  $\implies$  (2) : By Theorem 11 we have  $\phi_1 = \phi_2 = 0$ , and thus  $\phi_3 = 0$  by Proposition 4. Then, by definition  $b_i = 0$  for  $i = 0, 1, 2, 3$ .

(2)  $\implies$  (3) : Trivial.

(3)  $\implies$  (1) : By the linear independence of the basis functions, the coefficients must all be zero. Then, since the  $\lambda_i$ s and  $u_i$ s are non-zero, we have  $\phi_1 = \phi_2 = 0$ . The result follows from Theorem 11.  $\square$

Since the implicit polynomial  $q$  vanishes identically when the rational cubic curve degenerates to a conic, we need an alternative definition to represent this case implicitly. Another immediate consequence of Theorem 11 gives such a representation.

**Corollary 13.** *If the rational cubic curve  $\mathbf{p}(t)$  degenerates to a conic section then its implicit representation is given by the equation*

$$q_2(x, y) = u_0 u_3 L_{03}(x, y)^2 - u_1 u_2 L_{01}(x, y) L_{23}(x, y) = 0.$$

*Proof.* The proof is immediate from Lemma 10 and Theorem 11.  $\square$

**4.2. Class conditions for rational cubic Bézier curve that degenerate to conics.** Class conditions for when the conic section represents an elliptic, a parabolic or a hyperbolic segment, are described by Wang and Wang in Theorem 3 of [16]. For completion, we state the results of that theorem here. Define two quantities  $Y_1$  and  $Y_2$  such that

$$Y_1 = \frac{\|\mathbf{c}_1 - \mathbf{c}_*\|}{\|\mathbf{c}_0 - \mathbf{c}_1\|}, \quad Y_2 = \frac{\|\mathbf{c}_2 - \mathbf{c}_*\|}{\|\mathbf{c}_3 - \mathbf{c}_2\|},$$

where  $\mathbf{c}_*$  is the point of intersection of the lines  $L_{01}$  and  $L_{32}$ . If  $L_{01}$  and  $L_{32}$  are parallel, we take  $Y_1 = Y_2 = \infty$ . From these quantities we define a number  $\eta^2$  such that

$$\eta^2 = \frac{1}{4Y_1 Y_2}.$$

The theorem then says that the curve is an ellipse when  $\eta^2 < 1$ , a parabola when  $\eta^2 = 1$  or a hyperbola when  $\eta^2 > 1$ . The proof of that result requires only that no three control points are collinear, and is hence general enough to encompass the case of curves with non-convex polygons and negative weights.

## 5. COLLINEAR POINTS, ZERO WEIGHTS AND NUMERICAL STABILITY

**5.1. Collinear and coincident points.** As emphasised earlier, the method fails when any three of the four control points are collinear, including the case when two of the points are coincident. In the collinear case, the basis functions  $(K_i)_{i=0}^3$  are no longer linearly independent, and thus do not provide a basis for the curve.

One remedy for this is to subdivide the curve using the de Casteljau algorithm, and treat the two subdivided curves separately. In the case of coincident points, two subdivisions may be necessary to completely remove the collinearity.

So far, all the methods in this paper have been independent of the parametric form, and it would be nice to find a method of dealing with these cases without resorting to parametric subdivision. Unfortunately, explicit methods which incorporate all collinear configurations seem to be rather more complicated than the simple methods presented in this paper. It appears that different configurations of points require different basis functions and coefficients. For example, end point coincidence ( $\mathbf{c}_0 = \mathbf{c}_3$ ), mid point coincidence ( $\mathbf{c}_1 = \mathbf{c}_2$ ) and mixed point coincidence ( $\mathbf{c}_0 = \mathbf{c}_1$ , or  $\mathbf{c}_2 = \mathbf{c}_3$ , or  $\mathbf{c}_0 = \mathbf{c}_2$ , or  $\mathbf{c}_1 = \mathbf{c}_3$ ) all appear to require separate treatment. In addition, there are also several cases of collinearity to consider.

Experimentally, it appears that the following basis functions support all cases, including collinear and coincident control points.

$$L_{03}^3, \quad L_{01}L_{13}^2, \quad L_{02}^2L_{23}, \quad L_{01}L_{12}L_{23}, \quad L_{12}L_{03}^2, \quad L_{02}L_{23}, \quad L_{01}L_{13}.$$

However, the explicit formula for the coefficients no longer holds, and the symmetries that were apparent earlier in this paper, appear to be lost. Due to the number of different cases and the comparative complexity of an explicit formula when trying to incorporate collinear points, we feel that parametric subdivision of the curve is currently the best option. However, this is the subject of ongoing research.

It may be noted that the test for cases of collinearity is not a difficult one. Since, during the implicitization we are using the  $\lambda_i$ s as coefficients, if one is computed to be zero, we can instruct the algorithm to deal with that case appropriately. In the case of running the algorithm in floating point precision, we would specify collinearity to within given tolerance.

**5.2. Zero weights.** In the preceding sections we have mostly assumed that the weights are non-zero. In the CAGD community, it is fairly common to define rational Bézier curves as having non-zero, or positive weights. Indeed, if we allow some of the weights of a rational cubic curve to be zero, the curve often degenerates to a conic or a line. In such cases it would be better to model the curve as a lower degree parametric curve. However, if either  $w_1 = 0$  or  $w_2 = 0$  (but not both), then the curve does not degenerate to a conic section. These cases were treated in Proposition 5. The implicit representation given by Theorem 1, is still valid in these cases.

**5.3. Numerical issues.** When the curve has control points which are close to collinear, or the curve is close to a degenerate conic, issues with numerical stability need to be considered. Heuristically, it seems that issues with numerical stability are not too great; the methods appear to work well even when these ‘close to degenerate’ cases occur. However, when implementing in a given floating point precision, the tolerances required to define when a case is considered degenerate should be investigated further.

## 6. EXAMPLES

In this section we consider several examples for which the computations can easily be done by hand. Figure 5 shows five different curves with various properties. We also include cases which fail using the general method and need to be treated separately.

	$(\lambda_0, \lambda_1, \lambda_2, \lambda_3)$	$(b_0, b_1, b_2, b_3)$	$(\phi_1, \phi_2, \phi_3)$	$\mathbf{s}$	$\phi_1\phi_2$
Ex. 1	$(1, -1, 1, -1)$	$(72, -18, -18, 8)$	$(-6, -6, -8)$	$(\frac{1}{2}, -\frac{3}{2})$	36
Ex. 2	$(-1, -1, 1, 1)$	$(72, -36, -36, 8)$	$(12, 12, -8)$	$(\frac{1}{5}, \frac{3}{4})$	144
Ex. 3	$(-1, 1, 1, -1)$	$(72, -36, -36, 8)$	$(12, 12, 8)$	$(\infty, \infty)$	144
Ex. 4	$(1/3, -1, 1, -1/3)$	$(0, 0, 0, 0)$	$(0, 0, 0)$	n/a	0
Ex. 5	$(-1/2, 0, 1, -1/2)$	$(0, 0, -9/2, 9/16)$	$(9/2, 3, 9/4)$	n/a	n/a

TABLE 1. The computed quantities for a range of curves pictured in Figure 5. All examples use the same weights  $u_0 = u_3 = 1$  and  $u_1 = u_2 = 3$ .

**6.1. Three simple examples.** For simplicity, the control points of the first three examples of Figure 5 are rearrangements of the points  $(0, 0)^T$ ,  $(0, 1)^T$ ,  $(1, 1)^T$  and  $(1, 0)^T$ . For each case we compute the quantities  $(\lambda_i)_{i=0}^3$  and  $(\phi_i)_{i=1}^3$ , the coefficients  $(b_i)_{i=0}^3$ , the double point  $\mathbf{s}$ , and whether or not the curve exhibits an unwanted singularity. In this section we describe the first example in detail.

We have

$$\mathbf{c}_0 = \begin{pmatrix} 0 \\ 0 \end{pmatrix}, \quad \mathbf{c}_1 = \begin{pmatrix} 0 \\ 1 \end{pmatrix}, \quad \mathbf{c}_2 = \begin{pmatrix} 1 \\ 1 \end{pmatrix}, \quad \mathbf{c}_3 = \begin{pmatrix} 1 \\ 0 \end{pmatrix},$$

and

$$w_0 = w_1 = w_2 = w_3 = 1.$$

The quantities  $\lambda_i$  are thus all equal to  $\pm 1$  and we have  $u_0 = u_3 = 1$  and  $u_1 = u_2 = 3$ . Using the formula (5), we obtain

$$\phi_1 = -6, \quad \phi_2 = -6 \text{ and } \phi_3 = -8$$

and thus

$$b_0 = 72, \quad b_1 = -18, \quad b_2 = -18, \quad b_3 = 8.$$

The double point of the curve can be computed from (13) as

$$\mathbf{s} = \frac{-324(1, 1)^T + 432(1, 0)^T}{216} = \left( \frac{1}{2}, -\frac{3}{2} \right).$$

Clearly the double point does not lie within the convex hull of the control points. For the implicit equation in a Cartesian system we can write

$$q(x, y) = 72x(y-1)(x-1) - 18x(1-x-y)^2 - 18(x-y)^2(x-1) + 8y^3.$$

Since  $\phi_1\phi_2 > 0$ , we know, by Proposition 9, that there is no unwanted branch in the region of interest.

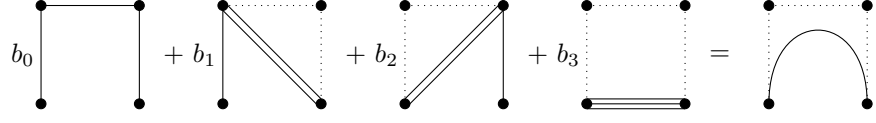
We summarize the quantities for the five examples of Figure 5, in Table 1. Note that in the third example we have a double point at infinity. In this case, the denominator in the formula (13) vanishes, as expected.

**6.2. Example of regular conic degeneration.** This is the fourth example of Figure 5. Having detected that both  $\phi_1 = 0$  and  $\phi_2 = 0$ , Theorem 11 tells us we have a conic section. We thus use the formula of Corollary 13 for the implicit representation. This gives,

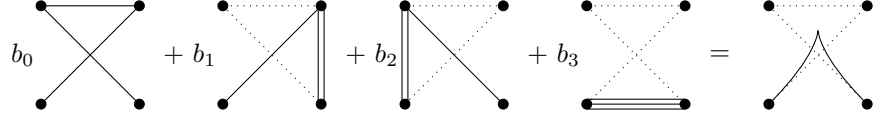
$$\begin{aligned} q(x, y) &= u_0u_3L_{03}(x, y)^2 - u_1u_2L_{01}(x, y)L_{23}(x, y), \\ &= y^2 + 9(x-y/3)(x+y/3-1). \end{aligned}$$

Since we have a conic section the double point computations are not applicable.

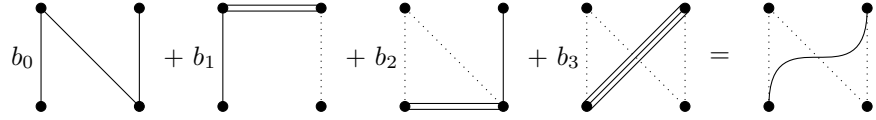
Using the conic class conditions for this example we compute  $Y_1 = Y_2 = 1/2$ , which gives  $\eta^2 = 1$ . This shows that we have a parabola, which is consistent with the curve pictured in Example 4 of Figure 5.



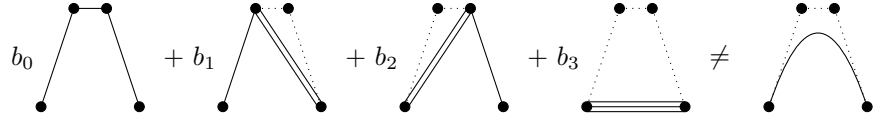
Example 1: Non-singular segment



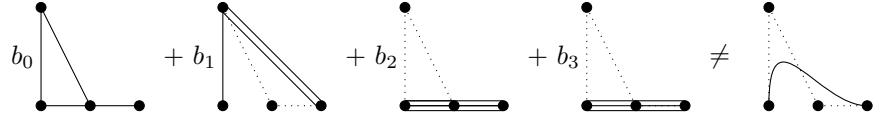
Example 2: Singular segment (cusp)



Example 3: Double point at infinity



Example 4: Degeneration to a conic



Example 5: Collinear control points

FIGURE 5. The quantities computed for each of these examples are shown in Table 1. The fourth and fifth examples fail. The fourth is a curve which degenerates to a conic, whereas the fifth has three collinear points. These cases need to be treated separately.

**6.3. Example of conic degeneration with negative weights.** As mentioned previously, the result of Theorem 11 is not restricted to convex polygons with non-negative weights. Consider, for example, the curve pictured in Figure 6, which is given by the control points

$$\mathbf{c}_0 = \begin{pmatrix} 1/2 \\ 0 \end{pmatrix}, \quad \mathbf{c}_1 = \begin{pmatrix} 0 \\ 1 \end{pmatrix}, \quad \mathbf{c}_2 = \begin{pmatrix} 1 \\ 1/2 \end{pmatrix}, \quad \mathbf{c}_3 = \begin{pmatrix} 0 \\ 0 \end{pmatrix}.$$

Using the results of Theorem 11, we can find a real conic section corresponding to these points. Without loss of generality, we can assume  $u_0 = u_3 = 1$  [7]. Using this assumption, we can solve the equations of Theorem 11 for the remaining weights. We thus obtain

$$u_1 = \frac{\lambda_1}{(\lambda_0^2 \lambda_3)^{1/3}} = -(1/48)^{1/3}, \quad u_2 = \frac{\lambda_2}{(\lambda_0 \lambda_3^2)^{1/3}} = -(2/9)^{1/3}.$$

The weights corresponding to the real cube roots of these quantities determine the conic pictured in Figure 6. By construction, we have  $\phi_1 = \phi_2 = 0$ . The implicit



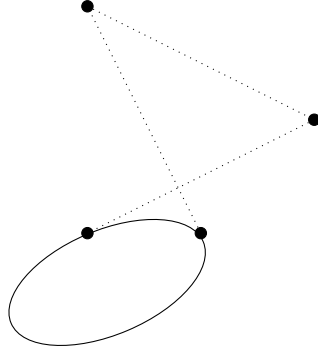


FIGURE 6. An example of conic degeneration in a curve with non-convex control polygon.

equation is given by

$$q(x, y) = \frac{1}{24} ((-2x - y + 1)(x - 2y) + 6y^2).$$

It should be noted that this construction can be used to determine a real conic section corresponding to *any* set of control points such that no three are collinear. The proof of the conic class conditions in [16] is also fully general to control polygons with no three collinear control points. In our example, we have

$$Y_1 = 4/5, Y_2 = 3/5, \eta^2 = 25/48 < 1,$$

thus confirming that we have an ellipse.

**6.4. Example with collinear control points.** The disappearance of  $\lambda_1$  in the example pictured in Figure 7 indicates that a collinearity occurs between  $\mathbf{c}_0$ ,  $\mathbf{c}_2$  and  $\mathbf{c}_3$ . For this example, the weights  $w_i$  are all assumed to be equal to 1. We see that there appears a linear dependency in the basis functions, between  $K_2$  and  $K_3$ , and the coefficients  $b_0$  and  $b_1$  become zero. Following the suggestion of Section 5, we therefore subdivide the curve a single time, at the parameter value  $t = 1/2$ . This gives two curves with the following control points

$$\mathbf{c}_{1,0} = \begin{pmatrix} 0 \\ 0 \end{pmatrix}, \mathbf{c}_{1,1} = \begin{pmatrix} 0 \\ 1/2 \end{pmatrix}, \mathbf{c}_{1,2} = \begin{pmatrix} 1/8 \\ 1/2 \end{pmatrix}, \mathbf{c}_{1,3} = \begin{pmatrix} 5/16 \\ 3/8 \end{pmatrix},$$

and

$$\mathbf{c}_{2,0} = \begin{pmatrix} 5/16 \\ 3/8 \end{pmatrix}, \mathbf{c}_{2,1} = \begin{pmatrix} 1/2 \\ 1/4 \end{pmatrix}, \mathbf{c}_{2,2} = \begin{pmatrix} 3/4 \\ 0 \end{pmatrix}, \mathbf{c}_{2,3} = \begin{pmatrix} 1 \\ 0 \end{pmatrix}.$$

These can each be treated in the same way as the previous examples, finding in both cases that  $\mathbf{s} = (-8, 36)^T$ ; an acnode.

It may be noted that although the implicit equation vanishes identically, the double point can still be computed without subdivision if we choose the correct formula; that is by choosing the barycentric formula (14), with respect to the three non-collinear points  $\mathbf{c}_0$ ,  $\mathbf{c}_1$  and  $\mathbf{c}_3$ . We then get

$$\mathbf{s} = \frac{-243/2(0, 1)^T + 27(1, 0)}{-27/8} = \begin{pmatrix} -8 \\ 36 \end{pmatrix}.$$

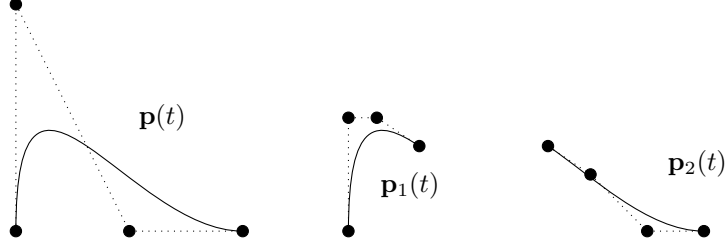


FIGURE 7. An example with collinear control points. The original curve  $\mathbf{p}(t)$  (left) is subdivided into two curves,  $\mathbf{p}_1(t)$  (centre) and  $\mathbf{p}_2(t)$  (right), using the de Casteljau algorithm, either of which can be used for the implicitization.

**6.5. Example with an unwanted singularity.** For this example we use the control points for the curve pictured in Figure 3, given by

$$\mathbf{c}_0 = \begin{pmatrix} 1/4 \\ 0 \end{pmatrix}, \quad \mathbf{c}_1 = \begin{pmatrix} 9/8 \\ 1/2 \end{pmatrix}, \quad \mathbf{c}_2 = \begin{pmatrix} 13/16 \\ 3/4 \end{pmatrix}, \quad \mathbf{c}_3 = \begin{pmatrix} 17/32 \\ 19/24 \end{pmatrix},$$

with  $w_0 = w_1 = w_2 = w_3 = 1$ . Using the same computations as in the previous examples we get

$$\begin{aligned} (\lambda_i)_{i=0}^3 &= (11/192, 15/64, 53/96, 3/8), \\ (b_i)_{i=0}^3 &= (312435/4194304, -66285/2097152, 220957/18874368, 1441/1048576), \\ (\phi_i)_{i=1}^3 &= (-491/4096, 379/3072, 131/2048), \\ \mathbf{s} &= (363241/470596, 146294/352947), \\ \phi_1\phi_2 &= -186089/12582912. \end{aligned}$$

The negative value of  $\phi_1\phi_2$  indicates that we have an unwanted singularity, the location of which is given by  $\mathbf{s}$ . Since the curve exhibits an unwanted singularity, we compute the lines  $\tilde{S}_1$  and  $\tilde{S}_2$ , which intersect the double point:

$$\begin{aligned} \tilde{S}_1(x, y) &= 965/8192x - 1215/8192y - 965/32768, \\ \tilde{S}_2(x, y) &= -12773/49152x - 10865/65536y + 17649/65536. \end{aligned}$$

For a given point  $(x, y)$ , we can then use boolean operations on the signs of  $q(x, y)$ ,  $\tilde{S}_1(x, y)$  and  $\tilde{S}_2(x, y)$  in order to define which points lie ‘inside’ and ‘outside’ the curve.

## 7. DISCUSSION AND CONCLUSION

For the sake of brevity, we have omitted extended discussions of interesting features that arise in using this method in the previous sections. In this section we mention some of these features before concluding the paper.

An alternative representation for the implicit coefficients is to divide through by the non-zero factor  $u_0u_1u_2u_3\lambda_0\lambda_1\lambda_2\lambda_3$  :

$$\begin{aligned}\tilde{b}_0 &= \frac{u_1u_2}{u_0u_3} - \frac{\lambda_1\lambda_2}{\lambda_0\lambda_3}, \\ \tilde{b}_1 &= \frac{\lambda_1^2}{\lambda_0\lambda_2} - \frac{u_1^2}{u_0u_2}, \\ \tilde{b}_2 &= \frac{\lambda_2^2}{\lambda_1\lambda_3} - \frac{u_2^2}{u_1u_3}, \\ \tilde{b}_3 &= \frac{\lambda_0\lambda_3}{\lambda_1\lambda_2} - \frac{u_0u_3}{u_1u_2}.\end{aligned}$$

This form highlights more clearly the symmetry between the  $u_i$ s and the  $\lambda_i$ s. It also appears that this approach aids the numerical stability of the implementation, being only quadratic in the numerators and denominators.

It is interesting to note that the exponents which appear in the formulas for the coefficients (3), are reminiscent of the exponents of the terms of the discriminant of a univariate cubic polynomial in monomial form<sup>3</sup>. The relationship between the coefficients and the cubic discriminant should be the subject of further research.

Experiments show that parts of the method appear to be extensible to higher degrees. In particular, it is not difficult to define basis functions for rational quartic curves using the same heuristic reasoning as in Section 2. However, the number of basis functions appears to increase exponentially, and attempts to find an explicit formula for the coefficients appear to be more difficult. An extension of the theory to surfaces also appears to be much more difficult due to the complicated limiting control surfaces involved. However, this could be a direction for future research.

**7.1. Conclusion.** This paper has shown that it is possible to represent the implicit form of all non-degenerate rational planar cubic Bézier curves as a linear combination of four basis functions, whenever no three control points are collinear. The method has been described in terms of purely geometric quantities and symmetries have been highlighted. The resulting coefficients of the implicit polynomial lead naturally to a geometric characterization of several aspects of the curve. The method has a compact representation and can easily be implemented on a GPU, as an alternative to the methods in [9, 10]. Additionally, the formulas which aid in locating the singularity, and whether or not it is unwanted, are simple and computationally inexpensive.

**Acknowledgements.** I would like to thank Tor Dokken for reading through the manuscript and for helpful suggestions. I would also like to thank the anonymous reviewers for their comments and corrections. The research leading to these results has received funding from the European Community's Seventh Framework Programme FP7/2007-2013 under grant agreement n° PITN-GA-2008-214584 (SAGA), and from the Research Council of Norway (IS-TOPP).

#### REFERENCES

- [1] O.J.D. Barrowclough and T. Dokken. Approximate implicitization using linear algebra. *Journal of Applied Mathematics*, 2012. doi:10.1155/2012/293746.
- [2] Laurent Busé and Thang Luu Ba. Matrix-based Implicit Representations of Rational Algebraic Curves and Applications. *Computer Aided Geometric Design*, 27(9):681–699, October 2010.
- [3] Falai Chen and Wenping Wang. The  $\mu$ -basis of a planar rational curve: properties and computation. *Graph. Models*, 64(6):368–381, November 2002.

---

<sup>3</sup>There is a fifth term in the cubic discriminant that would correspond to  $b_4 = u_0u_1u_2u_3\lambda_0\lambda_1\lambda_2\lambda_3 - u_0u_1u_2u_3\lambda_0\lambda_1\lambda_2\lambda_3 \equiv 0$ .

- [4] Robert M. Corless, Mark Giesbrecht, Ilias S. Kotsireas, and Stephen M. Watt. Numerical implicitization of parametric hypersurfaces with linear algebra. In John Campbell and Eugenio Roanes-Lozano, editors, *Artificial Intelligence and Symbolic Computation*, volume 1930 of *Lecture Notes in Computer Science*, pages 174–183. Springer Berlin/Heidelberg, 2001. 10.1007/3-540-44990-6\_13.
- [5] Tor Dokken. Approximate implicitization. In *Mathematical methods for curves and surfaces*, pages 81–102. Vanderbilt Univ. Press, Nashville, TN, 2001.
- [6] Ioannis Z. Emiris and Ilias S. Kotsireas. Implicitization exploiting sparseness. *DIMACS Series in Discrete Mathematics and Theoretical Computer Science*, 67:281, 2005.
- [7] Gerald Farin. *Curves and surfaces for CAD: a practical guide*. Morgan Kaufmann Publishers Inc., San Francisco, CA, USA, 2002.
- [8] Michael S. Floater. Rational cubic implicitization. In M. Daehlen, T. Lyche, and L.L. Schumaker, editors, *Mathematical Methods for Curves and Surfaces*, pages 151–159. Vanderbilt University Press, 1995.
- [9] Charles Loop and Jim Blinn. Resolution independent curve rendering using programmable graphics hardware. *ACM Trans. Graph.*, 24(3):1000–1009, July 2005.
- [10] Ron Pfeifle. Rendering cubic curves on a GPU with Floater’s implicitization. *Journal of Graphics Tools*, 16(2):105–122, 2012.
- [11] Thomas W. Sederberg, David C. Anderson, and Ron N. Goldman. Implicitization, inversion, and intersection of planar rational cubic curves. *Computer Vision, Graphics, and Image Processing*, 31:89–102, 1985.
- [12] Thomas W. Sederberg and Falai Chen. Implicitization using moving curves and surfaces. In *SIGGRAPH 95: Proceedings of the 22nd annual conference on Computer graphics and interactive techniques*, pages 301–308, New York, NY, USA, 1995. ACM.
- [13] Thomas W. Sederberg and Scott R. Parry. Comparison of three curve intersection algorithms. *Computer-Aided Design*, 18(1):58–63, 1986.
- [14] Maureen C. Stone and Tony D. DeRose. A geometric characterization of parametric cubic curves. *ACM Trans. Graph.*, 8(3):147–163, July 1989.
- [15] Jan B. Thomassen. Self-intersection problems and approximate implicitization. In *Computational Methods for Algebraic Spline Surfaces*, pages 155–170. Springer Berlin Heidelberg, 2005.
- [16] Guo-Jin Wang and Guo-Zhao Wang. The rational cubic Bézier representation of conics. *Computer Aided Geometric Design*, 9(6):447–455, 1992.

#### APPENDIX A. SOME GEOMETRIC PROPERTIES

Here we state some simple geometric properties that are used in the proofs of the next section.

**Proposition 14.** *For any four points  $\mathbf{c}_0$ ,  $\mathbf{c}_1$ ,  $\mathbf{c}_2$  and  $\mathbf{c}_3$  we have the following:*

$$\lambda_0 + \lambda_1 + \lambda_2 + \lambda_3 = 0.$$

*Proof.* This can be verified by simply writing out the expression using Definition 2, and checking that all terms cancel out.  $\square$

This proposition shows that there is some degeneracy in the representation; that is, one of the  $\lambda_i$ s can always be written as a combination of the other three. This is reflected in the simplified forms presented in the paper. However, for the sake of symmetry, we have proceeded for the most part, to use all four  $\lambda_i$  values.

**Proposition 15.** *Assume we are given four points  $(\mathbf{c}_i)_{i=0}^3$  with no three collinear. Then, when the respective denominators are non-zero, we can define*

$$(17) \quad \begin{aligned} \mathbf{m}_1 &= \frac{\mathbf{c}_0\lambda_0 + \mathbf{c}_1\lambda_1 - \mathbf{c}_2\lambda_2 - \mathbf{c}_3\lambda_3}{\lambda_0 + \lambda_1 - \lambda_2 - \lambda_3} = \frac{\mathbf{c}_0\lambda_0 + \mathbf{c}_1\lambda_1}{\lambda_0 + \lambda_1} = \frac{\mathbf{c}_3\lambda_3 + \mathbf{c}_2\lambda_2}{\lambda_3 + \lambda_2}, \\ \mathbf{m}_2 &= \frac{\mathbf{c}_0\lambda_0 - \mathbf{c}_1\lambda_1 + \mathbf{c}_2\lambda_2 - \mathbf{c}_3\lambda_3}{\lambda_0 - \lambda_1 + \lambda_2 - \lambda_3} = \frac{\mathbf{c}_0\lambda_0 + \mathbf{c}_2\lambda_2}{\lambda_0 + \lambda_2} = \frac{\mathbf{c}_1\lambda_1 + \mathbf{c}_3\lambda_3}{\lambda_1 + \lambda_3}, \\ \mathbf{m}_3 &= \frac{\mathbf{c}_0\lambda_0 - \mathbf{c}_1\lambda_1 - \mathbf{c}_2\lambda_2 + \mathbf{c}_3\lambda_3}{\lambda_0 - \lambda_1 - \lambda_2 + \lambda_3} = \frac{\mathbf{c}_0\lambda_0 + \mathbf{c}_3\lambda_3}{\lambda_0 + \lambda_3} = \frac{\mathbf{c}_1\lambda_1 + \mathbf{c}_2\lambda_2}{\lambda_1 + \lambda_2}. \end{aligned}$$

If any of these points do exist, they define the intersection of the lines  $L_{01}$  and  $L_{23}$ ,  $L_{02}$  and  $L_{13}$ , or  $L_{03}$  and  $L_{12}$  respectively.<sup>4</sup>

*Proof.* That the various equalities hold, when the denominators are non-zero, is a consequence of Proposition 14. The fact that they intersect at the respective lines is then a triviality, since each point can be written as a scaled linear combination of the points which define the line. For example,  $\mathbf{m}_1$  must lie on the line  $L_{01}$ , by the identity  $\mathbf{m}_1 = \frac{c_0\lambda_0+c_1\lambda_1}{\lambda_0+\lambda_1}$ , and on the line  $L_{23}$ , by  $\mathbf{m}_1 = \frac{c_3\lambda_3+c_2\lambda_2}{\lambda_3+\lambda_2}$ .  $\square$

## APPENDIX B. LINEAR INDEPENDENCE AND PROOFS OF THEOREMS

**B.1. Linear independence.** In the following theorem we establish linear independence of the basis functions, in the applicable cases.

**Theorem 16.** *Suppose no three of the points  $(\mathbf{c}_i)_{i=0}^3$  are collinear. Then the functions  $K_0, K_1, K_2, K_3$  are linearly independent.*

*Proof.* Assume that

$$\rho(x, y) = \sum_{i=0}^3 b_i K_i(x, y) = 0, \quad \text{for all } (x, y) \in \mathbb{R}^2.$$

We prove linear independence by evaluating  $\rho$  at four distinct points. Assume that the points  $\mathbf{m}_1$  and  $\mathbf{m}_2$  defined by (17) exist. Then we can evaluate  $\rho$  at  $\mathbf{c}_1, \mathbf{c}_2, \mathbf{m}_1$  and  $\mathbf{m}_2$ . For example, at  $\mathbf{m}_2$  we have

$$\rho(\mathbf{m}_2) = \frac{\lambda_0^2 \lambda_1 \lambda_2 \lambda_3^2 b_0 - \lambda_1^3 \lambda_2^3 b_3}{(\lambda_0 + \lambda_2)^3}.$$

After rearranging the rows to obtain a triangular matrix and dividing through by any common factors, we can set up the linear system with respect to evaluation at the four points as follows:

$$\begin{pmatrix} \lambda_0^2 \lambda_3^2 & 0 & 0 & -\lambda_1^2 \lambda_2^2 \\ 0 & \lambda_0^2 \lambda_3 & 0 & -\lambda_1^3 \\ 0 & 0 & \lambda_3^2 \lambda_0 & -\lambda_2^3 \\ 0 & 0 & 0 & 1 \end{pmatrix} \begin{pmatrix} b_0 \\ b_1 \\ b_2 \\ b_3 \end{pmatrix} = 0.$$

Now, the determinant of the matrix can be computed as

$$\lambda_0^5 \lambda_3^5$$

which never vanishes since the control points are not collinear. Care needs to be taken in the case when  $L_{01}$  and  $L_{23}$ , (resp.  $L_{02}$  and  $L_{13}$ ,) are parallel, as the denominator of  $\mathbf{m}_1$  (resp.  $\mathbf{m}_2$ ) vanishes. However, a similar linear system can be set up by using homogeneous coordinates, in which case the vanishing denominator is not a problem. Thus, the proof holds in all cases.  $\square$

**B.2. Proof of Theorem 1.** The proof of Theorem 1 is essentially a long exercise in expanding the rational function  $q \circ \mathbf{p}$ , in order to show that it is identically zero. We assume the conditions of Theorem 1 for the entirety of this section (i.e., that the cubic is non-degenerate and no three control points are collinear). We know, by Theorem 16 that the basis functions  $(K_i)_{i=0}^3$  are linearly independent, and by Proposition 11 that not all the coefficients  $(b_i)_{i=0}^3$  are zero. Thus the polynomial  $q$  is not identically zero, and the theorem is proved if we can show that  $q \circ \mathbf{p}$  vanishes identically.

We first consider the composition of  $L_{ij}(\mathbf{p}(t))$  for all  $i \neq j$ .

---

<sup>4</sup>At least one of these points exists in the affine plane, since if two of the denominators vanish, then the two pairs of corresponding lines are parallel; but then the third point will be the intersection of the two lines passing through opposite vertices of the parallelogram thus formed. These lines must necessarily be non-parallel, thus the point of intersection is finite.

**Lemma 17.** *The rational cubic function  $L_{ij}(\mathbf{p}(t))$  can be given in Bernstein form by*

$$L_{ij}(\mathbf{p}(t)) = \frac{1}{w(t)} \sum_{\substack{k=0 \\ k \neq i, j}}^3 \lambda_{ijk} u_k B_k(t),$$

where  $B_k(t) = \binom{3}{k} t^k (1-t)^{3-k}$  and  $w(t)$  denotes the denominator of (1).

*Proof.* We first note that by Definition 1,

$$L_{ij}(\mathbf{p}(t)) = \frac{1}{w(t)} \begin{vmatrix} p_0(t) & p_1(t) & w(t) \\ c_{i,0} & c_{i,1} & 1 \\ c_{j,0} & c_{j,1} & 1 \end{vmatrix}.$$

Now, by expanding the determinant, we have that

(18)

$$\begin{aligned} w(t)L_{ij}(\mathbf{p}(t)) &= (c_{i,1} - c_{j,1}) \sum_{k=0}^3 c_{k,0} u_k B_k(t) + (c_{j,0} - c_{i,0}) \sum_{k=0}^3 c_{k,1} u_k B_k(t) \\ &\quad + (c_{i,0}c_{j,1} - c_{i,1}c_{j,0}) \sum_{k=0}^3 u_k B_k(t), \\ &= \sum_{k=0}^3 ((c_{i,1} - c_{j,1})c_{k,0} + (c_{j,0} - c_{i,0})c_{k,1} + (c_{i,0}c_{j,1} - c_{i,1}c_{j,0})) u_k B_k(t), \\ &= \sum_{k=0}^3 \lambda_{ijk} u_k B_k(t). \end{aligned}$$

Clearly, when  $k = i$  or  $k = j$ , the corresponding term in the sum is zero meaning we only need sum over  $k \neq i, j$ .  $\square$

A consequence of summing only over  $k \neq i, j$  is that we can remove factors of  $t$  and  $1-t$  when certain coefficients disappear. That is, we can write

$$\begin{aligned} (19) \quad w(t)L_{01}(\mathbf{p}(t)) &= t^2(u_2\lambda_3(1-t) - u_3\lambda_2t), \\ w(t)L_{12}(\mathbf{p}(t)) &= (u_0\lambda_3(1-t)^3 - u_3\lambda_0t^3), \\ w(t)L_{23}(\mathbf{p}(t)) &= (1-t)^2(u_0\lambda_1(1-t) - u_1\lambda_0t), \\ w(t)L_{02}(\mathbf{p}(t)) &= -t(u_1\lambda_3(1-t)^2 - u_3\lambda_1t^2), \\ w(t)L_{13}(\mathbf{p}(t)) &= -(1-t)(u_0\lambda_2(1-t)^2 - u_2\lambda_0t^2), \\ w(t)L_{03}(\mathbf{p}(t)) &= t(1-t)(u_1\lambda_2(1-t) - u_2\lambda_1t). \end{aligned}$$

Thus by Lemma 17 and the above identities, we can express the compositions  $(K_i \circ \mathbf{p})_{i=0}^3$  as follows:

**Lemma 18.** *For each  $i = 0, 1, 2, 3$ , we can express  $K_i(\mathbf{p}(t))$  in the form*

$$K_i(\mathbf{p}(t)) = \frac{t^2(1-t)^2}{w(t)^3} G_i(t),$$

where

$$\begin{aligned} G_0(t) &= (u_2\lambda_3(1-t) - u_3\lambda_2t)(u_0\lambda_3(1-t)^3 - u_3\lambda_0t^3)(u_0\lambda_1(1-t) - u_1\lambda_0t), \\ G_1(t) &= (u_2\lambda_3(1-t) - u_3\lambda_2t)(u_0\lambda_2(1-t)^2 - u_2\lambda_0t^2)^2, \\ G_2(t) &= (u_1\lambda_3(1-t)^2 - u_3\lambda_1t^2)^2(u_0\lambda_1(1-t) - u_1\lambda_0t), \\ G_3(t) &= t(1-t)(u_1\lambda_2(1-t) - u_2\lambda_1t)^3. \end{aligned}$$

Basis function	$w_0$	$w_1$	$w_2$	$w_3$
$K_0 = L_{01}L_{12}L_{23}$	$1/w$	$w$	$w$	$1/w$
$K_1 = L_{01}L_{13}^2$	$1/w$	$w$	$1/w$	$w$
$K_2 = L_{02}^2L_{23}$	$w$	$1/w$	$w$	$1/w$
$K_3 = L_{03}^3$	$w$	$1/w$	$1/w$	$w$

TABLE 2. Weight configurations for the basis functions  $(K_i)_{i=0}^3$  as  $w \rightarrow \infty$ .

The common factor of  $\frac{t^2(1-t)^2}{w(t)^3}$  can be ignored in showing that  $q \circ \mathbf{p} \equiv 0$ ; it is thus sufficient to show that

$$(20) \quad \sum_{i=0}^3 b_i G_i(t) \equiv 0.$$

It is a simple, yet lengthy exercise to compute the coefficients of this polynomial in the degree five Bernstein basis, in order to show that they are all zero. We compute the coefficient of  $B_0^5(t) = (1-t)^5$  as an example. By observation, the coefficients  $g_{i,0}$  of  $B_0^5(t)$  of each of the functions  $(G_i)_{i=0}^3$  are as follows:

$$\begin{aligned} g_{0,0} &= u_0^2 u_2 \lambda_1 \lambda_3^2, \\ g_{1,0} &= u_0^2 u_2 \lambda_2^2 \lambda_3, \\ g_{2,0} &= u_0 u_1^2 \lambda_1 \lambda_3^2, \\ g_{3,0} &= 0. \end{aligned}$$

Thus, the coefficient of  $B_0^5(t)$  of (20), is given by

$$\sum_{i=0}^3 b_i g_{i,0} = 0.$$

We can perform similar computations to show that the other coefficients (of  $B_j^5(t) = \binom{5}{j} t^j (1-t)^{5-j}$ ,  $j = 0, \dots, 5$ ) are all zero, thus proving the theorem.

### B.3. Proof of Lemma 10.

*Proof.* Using (19) we can write

$$q_2(\mathbf{p}(t)) = \frac{t^2(1-t)^2}{w(t)^2} (a_0(1-t)^2 + 2a_1t(1-t) + a_2t^2)$$

where

$$(21) \quad \begin{aligned} a_0 &= u_0 u_1^2 u_3 \lambda_2^2 - u_0 u_1 u_2^2 \lambda_1 \lambda_3 = \Phi_2, \\ a_1 &= u_1^2 u_2^2 \lambda_0 \lambda_3 + u_0 u_1 u_2 u_3 \lambda_1 \lambda_2 - 2u_0 u_1 u_2 u_3 \lambda_1 \lambda_2 = \frac{1}{2} \Phi_3, \\ a_2 &= u_0 u_2^2 u_3 \lambda_1^2 - u_1^2 u_2 u_3 \lambda_0 \lambda_2 = \Phi_1. \end{aligned}$$

Thus, the terms inside the parentheses are given by  $r(t)$ . □

## APPENDIX C. CONSTRUCTION OF THE BASIS FUNCTIONS

Finally we provide a discussion of how the basis functions are constructed. The functions  $(K_i)_{i=0}^3$  can be thought of as the implicit representations of various limiting configurations of non-negative weights  $w_0, w_1, w_2$  and  $w_3$ . The configurations for each of the functions are given in Table 2. We can use the theory developed earlier in the paper to show that these limits are valid.

That the basis functions are given by the limiting configurations can be seen by evaluating the coefficients with their respective weights. For example, consider the function  $K_1$ , assuming that no three control points are collinear. The coefficients  $(b_i)_{i=0}^3$  for the weights corresponding to  $K_1$  in Table 2 are

$$\begin{aligned} b_0 &= -(9\lambda_1^2\lambda_2^2 - 18\Lambda), \\ b_1 &= 9\lambda_1^3\lambda_3 - 27w^4\Lambda, \\ b_2 &= 9\lambda_0\lambda_2^3 - 27/w^4\Lambda, \\ b_3 &= 9\lambda_0^2\lambda_3^2 - \Lambda. \end{aligned}$$

We can divide all coefficients by  $w^4$  and take the limit as  $w \rightarrow \infty$  to see that the limiting coefficients are

$$\begin{aligned} \beta_0 &= \lim_{w \rightarrow \infty} b_0/w^4 = 0, \\ \beta_1 &= \lim_{w \rightarrow \infty} b_1/w^4 = -27\Lambda, \\ \beta_2 &= \lim_{w \rightarrow \infty} b_2/w^4 = 0, \\ \beta_3 &= \lim_{w \rightarrow \infty} b_3/w^4 = 0. \end{aligned}$$

Clearly we can divide through by the non-zero constant  $-27\Lambda$ , in order to normalize the coefficients. The other basis functions can be treated similarly.

Such limits are more difficult to treat using the parametric representation since there does not exist a single rational cubic Bézier representation which traverses the algebraic curves which define the basis functions. This is due to all of the functions being reducible products of linear forms. However, we can evaluate the parametric limit at certain parameters in order to generate some points along the basis functions. Once again we take  $K_1$  as an example. For all  $t \neq 0$ , we have

$$\lim_{w \rightarrow \infty, t \neq 0} \frac{\mathbf{c}_0 \frac{1}{w}(1-t)^3 + \mathbf{c}_1 3w(1-t)^2t + \mathbf{c}_2 \frac{3}{w}(1-t)t^2 + \mathbf{c}_3 wt^3}{\frac{1}{w}(1-t)^3 + 3w(1-t)^2t + \frac{3}{w}(1-t)t^2 + wt^3} = \frac{\mathbf{c}_1 3(1-t)^2 + \mathbf{c}_3 t^2}{3(1-t)^2 + t^2}.$$

When  $t = 0$  we can evaluate the parametric description before taking limits. We then get

$$\lim_{w \rightarrow \infty, t=0} \frac{\mathbf{c}_0 \frac{1}{w}(1-t)^3 + \mathbf{c}_1 3w(1-t)^2t + \mathbf{c}_2 \frac{3}{w}(1-t)t^2 + \mathbf{c}_3 wt^3}{\frac{1}{w}(1-t)^3 + 3w(1-t)^2t + \frac{3}{w}(1-t)t^2 + wt^3} = \mathbf{c}_0.$$

So we see that the points between  $\mathbf{c}_1$  and  $\mathbf{c}_3$  are traversed with quadratic multiplicity for  $t \in [-\infty, \infty] \setminus \{0\}$ , while the point  $\mathbf{c}_0$  is included at  $t = 0$ . This justifies the representation given by  $K_1$ . Once again, the other basis functions can be treated similarly.

*E-mail address:* `oliver.barrowclough@sintef.no`

SINTEF ICT, APPLIED MATHEMATICS, P.O. BOX 124, BLINDERN, 0314 OSLO, NORWAY