

Stop-and-Stare: Optimal Sampling Algorithms for Viral Marketing in Billion-scale Networks

Hung T. Nguyen
CS Department
Virginia Commonwealth Univ.
Richmond, VA, USA
hungnt@vcu.edu

My T. Thai
CISE Department
University of Florida
Gainesville, Florida, USA
mythai@cise.u .edu

Thang N. Dinh*
CS Department
Virginia Commonwealth Univ.
Richmond, VA, USA
tndinh@vcu.edu

ABSTRACT

Influence Maximization (IM), that seeks a small set of key users who spread the influence widely into the network, is a core problem in multiple domains. It finds applications in viral marketing, epidemic control, and assessing cascading failures within complex systems. Despite the huge amount of effort, IM in billion-scale networks such as Facebook, Twitter, and World Wide Web has not been satisfactorily solved. Even the state-of-the-art methods such as TIM+ and IMM may take days on those networks.

In this paper, we propose SSA and D-SSA, two novel sampling frameworks for IM-based viral marketing problems. SSA and D-SSA are up to 1200 times faster than the SIGMOD'15 best method, IMM, while providing the same $(1 - 1/e - \epsilon)$ approximation guarantee. Underlying our frameworks is an innovative *Stop-and-Stare* strategy in which they *stop at exponential check points* to verify (*stare*) if there is adequate statistical evidence on the solution quality. Theoretically, we prove that SSA and D-SSA are the first approximation algorithms that use (asymptotically) minimum numbers of samples, meeting strict theoretical thresholds characterized for IM. The absolute superiority of SSA and D-SSA are confirmed through extensive experiments on real network data for IM and another topic-aware viral marketing problem, named TVM.

Keywords

Influence Maximization; Stop-and-Stare; Sampling

1. INTRODUCTION

Viral Marketing, in which brand-awareness information is widely spread via the word-of-mouth effect, has emerged as one of the most effective marketing channels. It is becoming even more attractive with the explosion of social networking services such as Facebook¹ with 1.5 billion monthly active users or Instagram² with more than 3.5 billion daily like connections. To create a successful viral marketing campaign, one needs to seed the content with a set of individuals with high social networking influence. Finding such a set of users is known as the *Influence Maximization* problem.

Given a network and a budget k , Influence Maximization (IM) asks for k influential users who can spread the influence widely into the network. Kempe et al. [1] were the first to formulate IM as a combinatorial optimization problem on

the two pioneering diffusion models, namely, *Independent Cascade* (IC) and *Linear Threshold* (LT). They prove IM to be NP-hard and provide a natural greedy algorithm that yields $(1 - 1/e - \epsilon)$ -approximate solutions for any $\epsilon > 0$. This celebrated work has motivated a vast amount of work on IM in the past decade [2, 3, 4, 5, 6, 7, 8, 9, 10, 11, 12]. However, most of the existing methods either too slow for billion-scale networks [1, 2, 4, 5, 6, 7] or ad-hoc heuristics without performance guarantees [13, 3, 14, 15].

The most scalable methods with performance guarantee for IM are TIM/TIM+[8] and latter IMM[16]. They utilize a novel RIS sampling technique introduced by Borgs et al. in [17]. All these methods attempt to generate a $(1 - 1/e - \epsilon)$ approximate solution with minimal numbers of RIS samples. They use highly sophisticated estimating methods to make the number of RIS samples close to some theoretical thresholds θ [8, 16]. However, they all share two shortcomings: 1) the number of generated samples can be arbitrarily larger than θ , and 2) the thresholds θ are not shown to be the minimum among their kinds.

In this paper, we 1) unify the approaches in [17, 8, 16] to characterize the necessary number of RIS samples to achieve $(1 - 1/e - \epsilon)$ -approximation guarantee; 2) design two novel sampling algorithms SSA and D-SSA aiming towards achieving minimum number of RIS samples. In the first part, we begin with defining RIS framework which consists of two necessary conditions to achieve the $(1 - 1/e - \epsilon)$ factor and classes of *RIS thresholds* on the sufficient numbers of RIS samples, generalizing θ thresholds in [8, 16]. The minimum threshold in each class is then termed *type-1 minimum threshold*, and the minimum among all type-1 minimum thresholds is termed *type-2 minimum threshold*.

In the second part, we develop the *Stop-and-Stare Algorithm* (SSA) and its dynamic version D-SSA that guarantee to achieve, within constant factors, the two minimum thresholds, respectively. Both SSA and D-SSA follow the *stop-and-stare* strategy which can be efficiently applied to many optimization problems over the samples and guarantee some constant times the minimum number of samples required. In short, the algorithms keep generating samples and *stop at exponential check points* to verify (*stare*) if there is adequate statistical evidence on the solution quality for termination. This strategy will be shown to address both of the shortcomings in [8, 16]: 1) guarantee to be close to the theoretical thresholds and 2) the thresholds are minimal by definitions. The dynamic algorithm, D-SSA, improves over SSA by automatically and dynamically selecting the best parameters for the RIS framework. We note that

*Corresponding author.

¹<http://newsroom.fb.com/company-info/>

²<https://instagram.com/press/>

the Stop-and-Stare strategy combined with RIS framework enables SSA and D-SSA to meet the minimum thresholds without explicitly computing/looking for these thresholds. That is in contrast to previous approaches [17, 8, 16] which all find some explicit unreachable thresholds and then probe for them with unbounded or huge gaps.

Our experiments show that both SSA and D-SSA outperform the best existing methods up to several orders of magnitudes w.r.t running time while returning comparable seed set quality. More specifically, on Friendster network with roughly 65.6 million nodes and 1.8 billion edges, SSA and D-SSA, taking 3.5 seconds when $k = 500$, are up to 1200 times faster than IMM. We also run CELF++ (the fastest greedy algorithm for IM with guarantees) on Twitter network with $k = 1000$ and observe that D-SSA is $2 \cdot 10^9$ times faster. Our contributions are summarized as follows.

- We generalize the RIS sampling methods in [17, 8, 16] into a general framework which characterizes the necessary conditions to guarantee the $(1 - 1/e - \epsilon)$ -approximation factor. Based on the framework, we define classes of RIS thresholds and two types of minimum thresholds, namely, type-1 and type-2.
- We propose the Stop-and-Stare Algorithm (SSA) and its dynamic version, D-SSA, which both guarantee a $(1 - 1/e - \epsilon)$ -approximate solution and are the first algorithms to achieve, within constant factors, the type-1 and type-2 minimum thresholds, respectively. Our proposed methods are not limited to solve influence maximization problem but also can be generalized for an important class of hard optimization problems over samples/sketches.
- Our framework and approaches are generic and can be applied in principle to sample-based optimization problems to design high-confidence approximation algorithm using (asymptotically) *minimum number of samples*.
- We carry extensive experiments on various real networks with up to several billion edges to show the superiority in performance and comparable solution quality. To test the applicability of the proposed algorithms, we apply our methods on an IM-application, namely, Targeted Viral Marketing (TVM). The results show that our algorithms are up to 1200 times faster than the current best method on IM problem and, for TVM, the speedup is up to 500 times.

Note that this paper does not focus on distributed/parallel computation, however our algorithms are amenable to a distributed implementation which is one of our future works.

Related works. Kempe et al. [1] formulated the influence maximization problem as an optimization problem. They show the problem to be NP-complete and devise an $(1 - 1/e - \epsilon)$ greedy algorithm. Later, computing the exact influence is shown to be #P-hard [3]. Leskovec et al. [2] study the influence propagation in a different perspective in which they aim to find a set of nodes in networks to detect the spread of virus as soon as possible. They improve the simple greedy method with the lazy-forward heuristic (CELF), which is originally proposed to optimize submodular functions in [18], obtaining an (up to) 700-fold speedup.

Several heuristics are developed to find solutions in large networks. While those heuristics are often faster in practice, they fail to retain the $(1 - 1/e - \epsilon)$ -approximation guarantee and produce lower quality seed sets. Chen et al. [19] obtain a speedup by using an influence estimation for the IC model. For the LT model, Chen et al. [3] propose to use local directed acyclic graphs (LDAG) to approximate the influence regions of nodes. In a complement direction, there are recent works on learning the parameters of influence propagation models [20, 21]. The influence maximization is also studied in other diffusion models including the majority threshold model [22] or when both positive and negative influences are considered [23] and when the propagation terminates after a predefined time [22, 24]. Recently, IM across multiple OSNs have been studied in [11] and [25] studies the IM problem on continuous-time diffusion models.

Recently, Borgs et al. [17] make a theoretical breakthrough and present an $O(kl^2(m+n) \log^2 n/\epsilon^3)$ time algorithm for IM under IC model. Their algorithm (RIS) returns a $(1 - 1/e - \epsilon)$ -approximate solution with probability at least $1 - n^{-l}$. In practice, the proposed algorithm is, however, less than satisfactory due to the rather large hidden constants. In sequential works, Tang et al. [8, 16] reduce the running time to $O((k+l)(m+n) \log n/\epsilon^2)$ and show that their algorithm is also very efficient in large networks with billions of edges. Nevertheless, Tang’s algorithms have two weaknesses: 1) intractable estimation of maximum influence and 2) taking union bounds over all possible seed sets in order to guarantee a single returned set.

Organization. The rest of the paper is organized as follows: In Section 2, we introduce two fundamental models, i.e., LT and IC, and the IM problem definition. We, subsequently, devise the unified RIS framework, RIS threshold and two types of RIS minimum thresholds in Section 3. Section 4 and 5 will present the SSA algorithm and prove the approximation factor as well as the achievement of type-1 minimum threshold. In Section 6, we propose the dynamic algorithm, D-SSA and prove the approximation together with type-2 minimum threshold property. Finally, we show experimental results in Section 7 and draw some conclusion in Section 8.

2. MODELS AND PROBLEM DEFINITION

This section will formally define two most essential propagation models, e.i., *Linear Threshold* (LT) and *Independent Cascade* (IC), that we consider in this work and followed by the problem statement of the Influence Maximization (IM).

We abstract a network using a weighted graph $G = (V, E, w)$ with $|V| = n$ nodes and $|E| = m$ directed edges. Each edge $(u, v) \in E$ is associated with a weight $w(u, v) \in [0, 1]$ which indicates the probability that u influences v . By convention, $w(u, v) = 0$ if $(u, v) \notin E$.

2.1 Propagation Models

In this paper, we study two fundamental diffusion models, namely, Linear Threshold (LT) and Independent Cascade (IC). Assume that we have a set of seed nodes S , the propagation processes under these two models happen in discrete rounds. At round 0, all nodes in S are active (influenced) and the others are inactive. In the subsequent rounds, the newly activated nodes will try to activate (or influence) their neighbors. Once a node v becomes active, it will remain active till the end. The process stops when no more nodes get activated. The distinctions of the two models are described

as follows:

Linear Threshold (LT) model. The edge weights in LT model must satisfy the condition $\sum_{u \in V} w(u, v) \leq 1$. At the beginning of the propagation process, each node v selects a random threshold λ_v uniformly at random in range $[0, 1]$. In round $t \geq 1$, an inactive node v becomes active if $\sum_{\text{active } u \text{ at round } t-1} w(u, v) \geq \lambda_v$. Let $\mathbb{I}(S)$ denote the expected number of active nodes at the end of the diffusion process given the seed set S , where the expectation is taken over all λ_v values from their uniform distribution. We call $\mathbb{I}(S)$ the *influence spread* of S under the LT model.

Independent Cascade (IC) model. At round $t \geq 0$, when a node u gets activated, initially or by another node, it has a single chance to activate each inactive neighbor v with the successful probability proportional to the edge weight $w(u, v)$. An activated node remains active til the end of the diffusion process. For a set S of nodes, we also denote $\mathbb{I}(S)$ as the influence spread of S under the IC model, expected number of active nodes where the expectation is taken over the states of the random edges.

We summarize the frequently used notations in Table 1.

Table 1: Table of notations

Notation	Description
n, m	#nodes, #edges of graph $G = (V, E, w)$.
$\mathbb{I}(S)$	Influence Spread of seed set $S \subseteq V$.
OPT_k	The maximum $\mathbb{I}(S)$ for any size- k seed set S .
\hat{S}_k	The returned size- k seed set of SSA/D-SSA.
S_k^*	An optimal size- k seed set, i.e., $\mathbb{I}(S_k^*) = \text{OPT}_k$.
R_j	A random RR set.
\mathcal{R}	A collection of random RR sets.
$\text{Cov}_{\mathcal{R}}(S)$	#RR sets $R_j \in \mathcal{R}$ covered by S , i.e., $R_j \cap S \neq \emptyset$.
$\hat{\mathbb{I}}_{\mathcal{R}}(S), \hat{\mathbb{I}}(S)$	$\frac{\text{Cov}_{\mathcal{R}}(S)}{ \mathcal{R} }$.
$\Upsilon(\epsilon, \delta)$	$\Upsilon(\epsilon, \delta) = (2 + \frac{2}{3}\epsilon) \ln \frac{1}{\delta} \frac{1}{\epsilon^2}$.

2.2 Problem Definition

Given the propagation models defined previously, the Influence Maximization (IM) problem is defined as follows,

DEFINITION 1 (INFLUENCE MAXIMIZATION (IM)). *Given a graph $G = (V, E, w)$, an integer $1 \leq k \leq |V|$ and a propagation model, the Influence Maximization problem asks for a seed set $\hat{S}_k \subset V$ of k nodes that maximizes the influence spread $\mathbb{I}(\hat{S}_k)$ under the given propagation model.*

3. UNIFIED RIS FRAMEWORK

This section presents the unified RIS framework, generalizing all the previous methods of using RIS sampling [17, 8, 16, 12] for IM. The unified framework characterizes the sufficient conditions to guarantee an $(1 - 1/e - \epsilon)$ -approximation in the framework. Subsequently, we will introduce the concept of RIS threshold in terms of the number of necessary samples to guarantee the solution quality and two types of minimum RIS thresholds, i.e., type-1 and type-2.

3.1 Preliminaries

3.1.1 RIS sampling

The major bottle-neck in the traditional methods for IM [1, 2, 4, 26] is the inefficiency in estimating the influence

spread. To address that, Borgs et al. [17] introduced a novel sampling approach for IM, called Reverse Influence Sampling (in short, RIS), which is the foundation for TIM/TIM+[8] and IMM[16], the state-of-the-art methods.

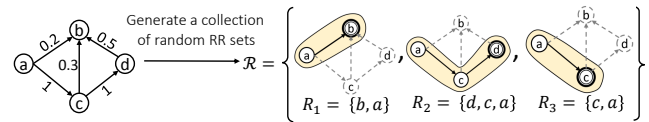


Figure 1: An example of generating random RR sets under the LT model. Three random RR sets R_1, R_2 and R_3 are generated. Node a has the highest influence and is also the most frequent element across the RR sets.

Given a graph $G = (V, E, w)$, RIS captures the influence landscape of G through generating a set \mathcal{R} of random *Reverse Reachable (RR) sets*. The term ‘RR set’ is also used in TIM/TIM+ [8, 16] and referred to as ‘hyperedge’ in [17]. Each RR set R_j is a subset of V and constructed as follows,

DEFINITION 2 (REVERSE REACHABLE (RR) SET). *Given $G = (V, E, w)$, a random RR set R_j is generated from G by 1) selecting a random node $v \in V$ 2) generating a sample graph g from G and 3) returning R_j as the set of nodes that can reach v in g .*

Node v in the above definition is called the *source* of R_j . Observe that R_j contains the nodes that can influence its source v .

If we generate multiple random RR sets, influential nodes will likely appear frequently in the RR sets. Thus a seed set S that *covers* most of the RR sets will likely maximize the influence spread $\mathbb{I}(S)$. Here a seed set S covers an RR set R_j , if $S \cap R_j \neq \emptyset$. For convenience, we denote the coverage of set S as follows,

$$\text{Cov}_{\mathcal{R}}(S) = \sum_{R_j \in \mathcal{R}} \min\{|S \cap R_j|, 1\} \quad (1)$$

An illustration of this intuition and how to generate RR sets is given in Fig. 1. In the figure, three random RR sets are generated following the LT model with sources b, d and c , respectively. The influence of node a is the highest among all the nodes in the original graph and also is the most frequent node across the RR sets. This observation is captured in the following lemma in [17].

LEMMA 1 ([17]). *Given $G = (V, E, w)$, a seed set $S \subset V$, for a random RR set R_j generated from G*

$$\mathbb{I}(S) = n \Pr[S \text{ covers } R_j]. \quad (2)$$

Lemma 1 says that the influence of a node set S is proportional to the probability that S intersects with a random RR set. Define

$$\hat{\mathbb{I}}_{\mathcal{R}}(S) = \frac{\text{Cov}_{\mathcal{R}}(S)}{|\mathcal{R}|},$$

an approximate of $\mathbb{I}(S)$. When the context is clear, we also ignore \mathcal{R} and write $\hat{\mathbb{I}}(S)$ instead of $\hat{\mathbb{I}}_{\mathcal{R}}(S)$. Thus, to find S that maximize $\mathbb{I}(S)$ we can find S to maximize $\hat{\mathbb{I}}(S)$, i.e., to find subset S that covers as many R_j as possible. The most important question addressed in this paper is about the *minimum size of \mathcal{R} to provide bounded-error guarantees*.

3.1.2 (ϵ, δ) -approximation

The bounded-error guarantee we seek for in our influence maximization algorithms, $(1 - 1/e - \epsilon)$ with probability at least $(1 - \delta)$, is based on the concept of (ϵ, δ) -approximation.

DEFINITION 3 ((ϵ, δ) -APPROXIMATION). *Let Z_1, Z_2, \dots be i.i.d. random variables in $[0, 1]$ with mean μ_Z and variance σ_Z^2 . A Monte Carlo estimator*

$$\hat{\mu}_Z = \frac{1}{T} \sum_{i=1}^T Z_i \quad (3)$$

is said to be an (ϵ, δ) -approximation of μ_Z if

$$\Pr[(1 - \epsilon)\mu_Z \leq \hat{\mu}_Z \leq (1 + \epsilon)\mu_Z] \geq 1 - \delta \quad (4)$$

Let $R_1, R_2, R_3, \dots, R_j, \dots$ be the random RR sets generated in either SSA or D-SSA algorithms. Given a subset of nodes $S \subset V$, define $Z_j = \min\{|R_j \cap S|, 1\}$, the Bernoulli random variable with mean $\mathbb{E}[Z_j] = \mathbb{I}(S)/n$. Further, define $Y_j = Z_j - \mathbb{E}[Z_j]$, then Y_j is a martingale [16], i.e., $\mathbb{E}[Y_i | Y_1, Y_2, \dots, Y_{i-1}] = Y_{i-1}$ and $\mathbb{E}[Y_i] < +\infty$. This martingale view of Y_j is adopted from [16] to cope with the fact that Y_j might be weakly dependent due to the stopping condition. Let $\hat{\mu}_Z = \frac{1}{T} \sum_{i=1}^T Z_i$, an estimation of μ_Z . We use the same concentration inequalities from Corollaries 1 and 2 in [16].

LEMMA 2 ([16]). *For $T > 0$ and $\epsilon > 0$, the following inequalities hold,*

$$\Pr[\hat{\mu} > (1 + \epsilon)\mu] \leq \exp\left(\frac{-T\mu\epsilon^2}{2 + \frac{2}{3}\epsilon}\right), \quad (5)$$

$$\Pr[\hat{\mu} < (1 - \epsilon)\mu] \leq \exp\left(\frac{-T\mu\epsilon^2}{2}\right). \quad (6)$$

Equivalently, we can derive from Lem. 2 the sufficient number of samples to provide an (ϵ, δ) -approximation.

COROLLARY 1. *For fixed $\epsilon > 0$ and $\delta \in (0, 1)$,*

$$\Pr[\hat{\mu} > (1 + \epsilon)\mu] \leq \delta, \text{ if } T \geq \frac{2 + \frac{2}{3}\epsilon}{\epsilon^2} \ln \frac{1}{\delta} \frac{1}{\mu} = \Upsilon(\epsilon, \delta) \frac{1}{\mu}, \quad (7)$$

$$\Pr[\hat{\mu} < (1 - \epsilon)\mu] \leq \delta, \text{ if } T \geq \frac{2}{\epsilon^2} \ln \left(\frac{1}{\delta}\right) \frac{1}{\mu}. \quad (8)$$

3.2 RIS Framework and Thresholds

Based on Lem. 1, the IM problem can be solved by the following two-step algorithm.

- Generate a collection of RR sets, \mathcal{R} , from G .
- Use the greedy algorithm for the Max-coverage problem [27] to find a seed set \hat{S}_k that covers the maximum number of RR sets and return \hat{S}_k as the solution.

As mentioned, the core issue is to determine the minimum $\theta(\epsilon, \delta)$ given a predefined setting of ϵ, δ . For IM, this means “How many RR sets are sufficient to provide a good approximate solution?”. [8, 16] propose two such theoretical thresholds and two probing techniques to realistically estimate those thresholds. However, their thresholds are not known to be any kind of minimum and the probing method is *ad hoc* in [8] or far from the proposed threshold in [16]. Thus, they cannot provide any guarantee on the optimality of the number of samples generated.

We look into the cores of the techniques in [8, 16, 17, 12] and capture the essential conditions to achieve an $(1 - 1/e - \epsilon)$ approximation for Influence Maximization problem. By satisfying these critical conditions, we aim to achieve a better approach rather than the prescribing an explicit threshold θ as in previous work [8, 16, 17, 12].

RIS Critical conditions. Suppose that there is an optimal seed set S_k^* , which has the maximum influence in the network³. Given $0 \leq \epsilon, \delta \leq 1$, our unified RIS framework enforces two conditions:

$$\Pr[\hat{\mathbb{I}}(\hat{S}_k) \leq (1 + \epsilon_a)\mathbb{I}(\hat{S}_k)] \geq 1 - \delta_a \quad (9)$$

and

$$\Pr[\hat{\mathbb{I}}(S_k^*) \geq (1 - \epsilon_b)\text{OPT}_k] \geq 1 - \delta_b \quad (10)$$

where $\delta_a + \delta_b \leq \delta$ and $(1 - \frac{1}{e})\frac{\epsilon_a + \epsilon_b}{1 + \epsilon_a} \leq \epsilon$.

Based on the above conditions, we define the RIS threshold as the following.

DEFINITION 4 (RIS THRESHOLD). *Given a graph G , $\epsilon_a \in (0, \infty)$ and $\epsilon_b, \delta_a, \delta_b \in (0, 1)$, $N(\epsilon_a, \epsilon_b, \delta_a, \delta_b)$ is called an RIS Threshold in G w.r.t $\epsilon_a, \epsilon_b, \delta_a, \delta_b$, if $|\mathcal{R}| \geq N(\epsilon_a, \epsilon_b, \delta_a, \delta_b)$ implies Eqs. 9 and 10 hold together.*

The RIS threshold gives a *sufficient condition* to achieve a $(1 - 1/e - \epsilon)$ -approximation as stated below.

THEOREM 1. *Given a graph G , $\epsilon_a \in [0, \infty)$, and $\epsilon_b, \delta_a, \delta_b \in (0, 1)$, let $\epsilon = (1 - \frac{1}{e})\frac{\epsilon_a + \epsilon_b}{1 + \epsilon_a}$ and $\delta \geq \delta_a + \delta_b$, if the number of RR sets $|\mathcal{R}| \geq N(\epsilon_a, \epsilon_b, \delta_a, \delta_b)$, then the two-step algorithm in our RIS framework returns \hat{S}_k satisfying*

$$\Pr[\mathbb{I}(\hat{S}_k) \geq (1 - 1/e - \epsilon)\text{OPT}_k] \geq 1 - \delta. \quad (11)$$

That is \hat{S}_k is an $(1 - 1/e - \epsilon)$ -approximate solution with high probability (w.h.p.).

Existing RIS thresholds. For any $\epsilon, \delta \in (0, 1)$, Tang et al. established in [8] an RIS threshold,

$$N\left(\frac{\epsilon}{2}, \frac{\epsilon}{2}, \frac{\delta}{2}\left(1 - \binom{n}{k}^{-1}\right), \frac{\delta}{2}\binom{n}{k}\right) = (8 + 2\epsilon)n \frac{\ln 2/\delta + \ln \binom{n}{k}}{\epsilon^2 \text{OPT}_k} \quad (12)$$

In a later study [16], they reduced this number to another RIS threshold from Theorem 1 in [16],

$$N(\epsilon_1, \epsilon - \epsilon_1, \frac{\delta}{2}\left(1 - \binom{n}{k}^{-1}\right), \frac{\delta}{2}\binom{n}{k}^{-1}) = 2n \frac{((1 - 1/e)\alpha + \beta)^2}{\epsilon^2 \text{OPT}_k}, \quad (13)$$

where $\alpha = (\ln \frac{2}{\delta})^{\frac{1}{2}}$, $\beta = (1 - 1/e)^{\frac{1}{2}}(\ln \frac{2}{\delta} + \ln \binom{n}{k})^{\frac{1}{2}}$ and $\epsilon_1 = \frac{\epsilon \alpha}{(1 - 1/e)\alpha + \beta}$.

Simplify the above equation, we have

$$\begin{aligned} ((1 - 1/e)\alpha + \beta)^2 &\leq 2((1 - 1/e)^2\alpha^2 + \beta^2) \\ &= 2(1 - 1/e)((1 - 1/e)\ln \frac{2}{\delta} + \ln \frac{2}{\delta} + \ln \binom{n}{k}) \\ &\leq 2(1 - 1/e)(2\ln \frac{2}{\delta} + \ln \binom{n}{k}). \end{aligned}$$

Thus, we obtain a simplified threshold,

$$N = 4\left(1 - \frac{1}{e}\right)n \frac{2\ln(2/\delta) + \ln \binom{n}{k}}{\epsilon^2 \text{OPT}_k} \quad (14)$$

$$\leq 8\left(1 - \frac{1}{e}\right) \frac{\ln(2/\delta) + \ln \binom{n}{k}}{\epsilon^2} \frac{n}{k} \quad (15)$$

³If there are multiple optimal sets with influence, OPT_k , we choose the first one alphabetically to be S_k^* .

Unfortunately, computing OPT_k is intractable, thus, the proposed algorithms have to generate $\theta \frac{\text{OPT}_k}{\text{KPT}^+}$ RR sets, where KPT^+ is the expected influence of a node set obtained by sampling k nodes with replacement from G and the ratio $\frac{\text{OPT}_k}{\text{KPT}^+} \geq 1$ is not upper-bounded. That is they may generate many times more RR sets than needed as in [8].

3.3 Two Types of Minimum Thresholds

Based on the definition of RIS threshold, we now define two strong theoretical limits, i.e. type-1 minimum and type-2 minimum thresholds. In Section 5, we will prove that our first proposed algorithm, SSA, achieves, within a constant factor, a type-1 minimum threshold and later, in Section 6, our dynamic algorithm, D-SSA, is shown to obtain, within a constant factor, the strongest type-2 minimum threshold.

If $N(\epsilon_a, \epsilon_b, \delta_a, \delta_b)$ is an RIS threshold, then any N such that $N \geq N(\epsilon_a, \epsilon_b, \delta_a, \delta_b)$ is also an RIS threshold. We choose the smallest number over all such RIS thresholds to be type-1 minimum as defined in Def. 5.

DEFINITION 5 (TYPE-1 MINIMUM THRESHOLD). *Given $0 \leq \epsilon, \delta \leq 1$ and $\epsilon_a \in (0, \infty)$, $\epsilon_b, \delta_a, \delta_b \in (0, 1)$ satisfying $\delta_a + \delta_b \leq \delta$ and $(1 - \frac{1}{e}) \frac{\epsilon_a + \epsilon_b}{1 + \epsilon_a} \leq \epsilon$, $N_{\min}^{(1)}(\epsilon_a, \epsilon_b, \delta_a, \delta_b)$ is called a type-1 minimum threshold w.r.t $\epsilon_a, \epsilon_b, \delta_a, \delta_b$ if $N_{\min}^{(1)}(\epsilon_a, \epsilon_b, \delta_a, \delta_b)$ is the smallest number of RR sets that satisfies both Eq. 9 and Eq. 10.*

All the previous methods [17, 8, 16] try to approximate $N_{\min}^{(1)}(\epsilon_a, \epsilon_b, \delta_a, \delta_b)$ for some setting of $\epsilon_a, \epsilon_b, \delta_a, \delta_b$, however, they fail to provide any guarantee on how close their numbers are to that threshold. In contrast, we show that SSA achieves, within a constant factor, a type-1 minimum threshold in Section 5. Next, we give the definition of a stronger type-2 minimum threshold which is achieved by D-SSA as shown in Section 6.

DEFINITION 6 (TYPE-2 MINIMUM THRESHOLD). *Given $0 \leq \epsilon, \delta \leq 1$, $N_{\min}^{(2)}(\epsilon, \delta)$ is called the type-2 minimum threshold if*

$$N_{\min}^{(2)}(\epsilon, \delta) = \min_{\epsilon_a, \epsilon_b, \delta_a, \delta_b} N_{\min}^{(1)}(\epsilon_a, \epsilon_b, \delta_a, \delta_b) \quad (16)$$

where $(1 - \frac{1}{e}) \frac{\epsilon_a + \epsilon_b}{1 + \epsilon_a} = \epsilon$ and $\delta_a + \delta_b = \delta$ and $\epsilon_a \in (0, \infty)$, $\epsilon_b, \delta_a, \delta_b \in (0, 1)$.

Type-2 minimum threshold is the tightest threshold that one can achieve using the RIS-framework.

4. STOP-AND-STARE ALGORITHM (SSA)

In this section, we present Stop-and-Stare Algorithm (SSA), the first approximation algorithm that meets (asymptotically) a type-1 minimum threshold.

4.1 SSA Algorithm

At a high level, SSA, presented in Alg. 1, consists of multiple iterations. In each iteration, it follows the RIS framework to generate (additional) RR sets and uses the Max-Coverage (Alg. 2) to find a candidate solution \hat{S}_k . If \hat{S}_k passes the quality check, Lines 8-12, the algorithm stops and outputs \hat{S}_k . Otherwise, it doubles the number of RR sets and advances to the next iteration. The name Stop-and-Stare is based on the view that the algorithm “scans” through a stream of samples and *stops* at exponential check points to

Algorithm 1: SSA Algorithm

Input: Graph G , $0 \leq \epsilon, \delta \leq 1$, and a budget k
Output: An $(1 - 1/e - \epsilon)$ -optimal solution, \hat{S}_k with at least $(1 - \delta)$ -probability

- 1 Choose $\epsilon_1, \epsilon_2, \epsilon_3$ satisfying Eqs. 18. For example, recommended values for $\epsilon_1, \epsilon_2, \epsilon_3$ are in Eq. 19
- 2 $N_{max} = 8 \frac{1-1/e}{2+2\epsilon/3} \Upsilon(\epsilon, \frac{\delta}{6}/\binom{n}{k}) \frac{n}{k}$; $i_{max} = \lceil \log_2 \frac{2N_{max}}{\Upsilon(\epsilon, \delta/3)} \rceil$;
- 3 $\Lambda = \Upsilon(\epsilon, \frac{\delta}{3i_{max}})$; $\Lambda_1 \leftarrow (1 + \epsilon_1)(1 + \epsilon_2) \Upsilon(\epsilon_3, \frac{\delta}{3i_{max}})$
- 4 $\mathcal{R} \leftarrow$ Generate Λ random RR sets
- 5 **repeat**
- 6 Double the size of \mathcal{R} with new random RR sets
- 7 $\langle \hat{S}_k, \hat{\mathbb{I}}(\hat{S}_k) \rangle \leftarrow \text{Max-Coverage}(\mathcal{R}, k, n)$
- 8 **if** $\text{Cov}_{\mathcal{R}}(\hat{S}_k) \geq \Lambda_1$ **then** ▷ Condition C1
- 9 $\delta'_2 = \frac{\delta_2}{3i_{max}}; T_{max} = 2|\mathcal{R}| \frac{1+\epsilon_2}{1-\epsilon_2} \frac{\epsilon_3^2}{\epsilon_2^2}$
- 10 $\mathbb{I}_c(\hat{S}_k) \leftarrow \text{Estimate-Inf}(G, \hat{S}_k, \epsilon_2, \delta'_2, T_{max})$
- 11 **if** $\hat{\mathbb{I}}(\hat{S}_k) \leq (1 + \epsilon_1) \mathbb{I}_c(\hat{S}_k)$ **then** ▷ Condition C2
- 12 **return** \hat{S}_k
- 13 **until** $|\mathcal{R}| \geq N_{max}$;
- 14 **return** \hat{S}_k

stare at the the generated samples to see if it can find a provably good solution. We enforce a nominal cap on the number of samples $N_{max} = 8 \frac{1-1/e}{2+2\epsilon/3} \Upsilon(\epsilon, \frac{\delta}{6}/\binom{n}{k}) \frac{n}{k}$. Thus, the number of iterations is at most $i_{max} = \lceil \log_2 \frac{2N_{max}}{\Upsilon(\epsilon, \delta/3)} \rceil = O(\log_2 n)$ (Line 2).

Specifically, the algorithm starts by determining parameters $\epsilon_1, \epsilon_2, \epsilon_3$ satisfying $(1 - \frac{1}{e}) \frac{\epsilon_a + \epsilon_b}{1 + \epsilon_a} = \epsilon$ (Line 1). For each iteration $t = 1, 2, \dots, i_{max}$, SSA doubles the number of generated RR sets in \mathcal{R} . Thus, the number of samples at an iteration t is $|\mathcal{R}| = \Lambda 2^{t-1}$, where $\Lambda = \Upsilon(\epsilon, \delta/(3i_{max}))$. After that, SSA invokes Max-Coverage (Alg. 2) to find a candidate solution \hat{S}_k and its influence estimation

$$\hat{\mathbb{I}}(\hat{S}_k) = \frac{\text{Cov}_{\mathcal{R}}(\hat{S}_k)n}{|\mathcal{R}|}.$$

The condition $\text{Cov}_{\mathcal{R}}(\hat{S}_k) \geq \Lambda_1$ (Line 8) is to guarantee that there are sufficient samples to estimate the influence accurately within a relative error ϵ_3 . If the condition is met, SSA independently generates another collection of RR sets \mathcal{R}' in Estimate-Inf (Alg. 3) to obtain an accurate estimation of \hat{S}_k influence (with a relative error ϵ_2). This estimation is compared against $\hat{\mathbb{I}}(\hat{S}_k)$ and the SSA stops when the two estimations are close (Line 11), i.e., when

$$\hat{\mathbb{I}}(\hat{S}_k) \leq (1 + \epsilon_1) \mathbb{I}_c(\hat{S}_k).$$

Stopping conditions. Ignore the rare case that SSA reaches the cap N_{max} on the number of samples. SSA stops only when the following two *stopping conditions* are met.

- (C1) The 1st condition $\text{Cov}_{\mathcal{R}}(\hat{S}_k) \geq \Lambda_1$ (Line 8) ensures that the influence of S_k^* can be estimated with a relative error at most ϵ_3 as shown in Lems. 5 and 6.
- (C2) The 2nd condition $\hat{\mathbb{I}}(\hat{S}_k) \leq (1 + \epsilon_1) \mathbb{I}_c(\hat{S}_k)$ (Line 11) guarantee that the estimation $\hat{\mathbb{I}}(\hat{S}_k)$ is not far from the error-bounded estimation $\mathbb{I}_c(\hat{S}_k)$ returned by the Estimate-Inf procedure. Recall that $\mathbb{I}_c(\hat{S}_k)$ has a relative error at most ϵ_2 comparing to the true influence $\mathbb{I}(\hat{S}_k)$.

As we will prove in Sec. 5, the two stopping conditions are sufficient to guarantee the $(1 - 1/e - \epsilon)$ -approximation of \hat{S}_k .

Algorithm 2: Max-Coverage procedure

Input: RR sets (\mathcal{R}) , k and number of nodes (n)
Output: An $(1 - 1/e)$ -optimal solution, \hat{S}_k and its estimated influence $\mathbb{I}_c(\hat{S}_k)$

```

1  $\hat{S}_k = \emptyset$ 
2 for  $i = 1 : k$  do
3    $\hat{v} \leftarrow \arg \max_{\{v \in V\}} (\text{Cov}_{\mathcal{R}}(\hat{S}_k \cup \{v\}) - \text{Cov}_{\mathcal{R}}(\hat{S}_k))$ 
4    $\hat{S}_k \leftarrow \hat{S}_k \cup \hat{v}$ 
5 return  $\langle \hat{S}_k, \text{Cov}_{\mathcal{R}}(\hat{S}_k) \cdot n / |\mathcal{R}| \rangle$ 

```

Finding Max-Coverage. Standard greedy algorithm in Max-coverage is used to find \hat{S}_k . The algorithm repeatedly selects node u with maximum marginal gain, the number of RR sets that are covered by u but not the previously selected nodes. The well-known result in [28] states that $\text{Cov}_{\mathcal{R}}(\hat{S}_k)$ is at least $(1 - 1/e)$ the maximum coverage obtained by any size- k seed set. This algorithm can be implemented in linear time in terms of the total size of the RR sets [17].

Influence Estimation. Estimate-Inf, presented in Alg. 3, gives an estimation $\mathbb{I}_c(S)$ with one-side error guarantee

$$\Pr[\mathbb{I}_c(S) \leq (1 + \epsilon')\mathbb{I}(S)] \geq 1 - \delta'.$$

The algorithm generates RR sets R_j and counts the num-

Algorithm 3: Estimate-Inf procedure

Input: A seed set $S \subset V$, $\epsilon' > 0$, $\delta' \in (0, 1)$ and maximum number of samples, T_{max}
Output: $\mathbb{I}_c(S)$ or -1 if exceeds T_{max} samples.

```

1  $\Lambda_2 = 1 + (1 + \epsilon')\Upsilon(\epsilon', \delta')$ 
2  $\text{Cov} = 0$ 
3 for  $T = 1 : T_{max}$  do
4   Generate  $R_j \leftarrow \text{RIS}(G)$ 
5    $\text{Cov} = \text{Cov} + \min\{|R_j \cap S|, 1\}$ 
6   if  $\text{Cov} \geq \Lambda_2$  then
7      $\text{return } n\Lambda_2/T$ ; //  $n$ : number of nodes
8 return  $-1$ ; // Exceeding  $T_{max}$  RR sets

```

ber of “successes”, defined as the number of RR sets that intersect with S . When the number of successes reaches $\Lambda_2 = 1 + (1 + \epsilon')\Upsilon(\epsilon', \delta')$, the algorithm returns $\mathbb{I}_c(S) = \frac{\Lambda_2 n}{T}$, where T is the number of generated RR sets.

Estimate-Inf is based on the Stopping-Rule algorithm in [29] with an important difference. The algorithm stops and return -1 if T_{max} samples has been generated. Choosing T_{max} proportional to the number of samples in \mathcal{R} (Line 9, SSA) avoid time-wasting on estimating influence for \hat{S}_k at early iterations in SSA. Those early \hat{S}_k candidates often have small influence, thus, require up to $\Omega(n)$ samples to estimate. Without the cap T_{max} , SSA will suffer a quadratic (or worse) time complexity.

Similar to the proof of the stopping theorem in [29], we obtain the following lemma with the proof in the appendix.

LEMMA 3. *When Estimate-Inf terminates within T_{max} samples, the returned estimation $\mathbb{I}_c(S)$ satisfies*

$$\Pr[\mathbb{I}_c(S) \leq (1 + \epsilon')\mathbb{I}(S)] \geq 1 - \delta'. \quad (17)$$

In SSA Lines 9 and 10, Estimate-Inf is invoked with the parameters $\epsilon' = \epsilon_2$, $\delta' = \delta_2/(3i_{max})$, and $T_{max} = \Theta(|\mathcal{R}|)$.

4.2 Parameter Settings for SSA

In SSA, we can select arbitrary $\epsilon_1, \epsilon_2, \epsilon_3 \in (0, 1)$ as long as they satisfy

$$\left(1 - \frac{1}{e}\right) \frac{\epsilon_1 + \epsilon_2 + \epsilon_1 \epsilon_2 + \epsilon_3}{(1 + \epsilon_1)(1 + \epsilon_2)} \leq \epsilon \quad (18)$$

In practice, the selection of ϵ_1, ϵ_2 and ϵ_3 has considerable effect on the running time. Through our experiments, we observe good performance yields when

- $\epsilon_1 > \epsilon \approx \epsilon_3$ for small networks
- $\epsilon_1 \approx \epsilon \approx \epsilon_3$ for moderate network (few million edges)
- $\epsilon_1 \ll \epsilon \approx \epsilon_3$ for large networks (hundreds of millions of edges).

For simplicity, we use the following *default setting* for SSA.

$$\epsilon_2 = \epsilon_3 = (1 - 1/e)^{-1} \epsilon / 2 \quad (19)$$

$$\epsilon_1 = \frac{1 + (1 - 1/e - \epsilon)^{-1} \epsilon / 2}{1 + \epsilon_2} - 1. \quad (20)$$

For example, when $\epsilon = 0.1$ we can set

$$\epsilon_1 = 1/78, \epsilon_2 = \epsilon_3 = 2/25. \quad (21)$$

In Sect. 6, we will later propose D-SSA, a Stop-and-Stare algorithm with “dynamic” parameters. D-SSA can automatically select a near-optimal setting of $\epsilon_1, \epsilon_2, \epsilon_3$.

5. SSA THEORETICAL ANALYSIS

In this section, we will prove that SSA returns a $(1 - 1/e - \epsilon)$ -approximate solution w.h.p. in Subsec. 5.1. Subsequently, SSA is shown to require no more than a constant factor of a type-1 minimum threshold of RR sets w.h.p. in Subsec. 5.2.

5.1 Approximation Guarantee

We will prove that SSA returns a $(1 - 1/e - \epsilon)$ -approximate solution \hat{S}_k w.h.p. The major portion of the proof is to bound the probabilities of the following three bad events

1. $|R| \geq N_{max}$ and $\mathbb{I}(\hat{S}_k) < (1 - 1/e - \epsilon)$
2. The error in the estimation $\mathbb{I}_c(\hat{S}_k)$ exceeds ϵ_2 (Lem. 5)
3. The error in the estimation $\hat{\mathbb{I}}(S_k^*)$, the estimation of the OPT_k , exceeds ϵ_3 (Lem. 6).

Finally, Theorem 2, assuming none of the bad events happen, shows that $\mathbb{I}(\hat{S}_k) \geq (1 - 1/e - \epsilon)OPT_k$.

The probability of the first bad event follows directly from the threshold θ in Eq. 14 with δ replaced by $\delta/3$.

LEMMA 4. *We have*

$$\Pr[|R| \geq N_{max} \text{ and } \mathbb{I}(\hat{S}_k) < (1 - 1/e - \epsilon)OPT_k] \leq \delta/3.$$

Since, we do not know the iteration that SSA will stop, we will bound the probabilities of the other two bad events for all iterations. The bound on the relative error of $\mathbb{I}_c(\hat{S}_k)$:

LEMMA 5. *For any iteration $t = 1, 2, \dots, i_{max}$ in SSA,*

$$\Pr[\mathbb{I}_c(\hat{S}_k) > (1 + \epsilon_2)\mathbb{I}(\hat{S}_k)] \leq \delta/3i_{max}. \quad (22)$$

PROOF. The inequality holds trivially if `Estimate-Inf` return -1 . Otherwise, it follows from Lem. 3 with $\epsilon' = \epsilon_2$, $\delta' = \delta_2/(3i_{max})$. \square

Since $|\mathcal{R}| = \Lambda 2^{t-1}$ is fixed, we apply the Chernoff's bound in Lem. 2 over $|\mathcal{R}|$ random variables to obtain the following error bound on the estimation of $\hat{\mathbb{I}}(S_k^*)$.

LEMMA 6. For any iteration $i = 1, 2, \dots, i_{max}$ in SSA,

$$\Pr[\hat{\mathbb{I}}(S_k^*) < (1 - \epsilon_3^{(i)})\text{OPT}_k] \leq \delta/(3i_{max}) \quad (23)$$

where $\epsilon_3^{(i)} = \sqrt{\frac{2n \ln \frac{3i_{max}}{\delta}}{|\mathcal{R}|\text{OPT}_k}}$, and $|\mathcal{R}| = \Lambda 2^{t-1}$ at iteration i .

Lem. 5 and 6 are sufficient to prove the approximation guarantee of SSA as stated by the following theorem.

THEOREM 2. Given $0 \leq \epsilon, \delta \leq 1$, SSA returns a seed set \hat{S}_k satisfying

$$\Pr[\mathbb{I}(\hat{S}_k) \geq (1 - 1/e - \epsilon)\text{OPT}_k] \geq 1 - \delta. \quad (24)$$

5.2 Achieving Type-1 Minimum Threshold

We will show that for any $\epsilon_a, \epsilon_b, \delta_a, \delta_b$ satisfying the conditions of RIS threshold (Def. 4), there exists a setting of $\epsilon_1, \epsilon_2, \epsilon_3$ such that SSA stops within $O(N_{min}^{(1)}(\epsilon_a, \epsilon_b, \delta_a, \delta_b))$ samples (w.h.p.).

We need to bound the total number of RR sets generated by SSA. Recall that SSA generates two different types of RR sets: 1) RR sets in \mathcal{R} to find \hat{S}_k through solving `Max-Coverage` and 2) RR sets in `Estimate-Inf` for the stopping condition C2. At each iteration, the number of type 2 RR sets is at most $2 \frac{1+\epsilon_2}{1-\epsilon_2} \frac{\epsilon_3^2}{\epsilon_2} |\mathcal{R}| = \Theta(|\mathcal{R}|)$. Thus, the core part is to prove that: "SSA will stop w.h.p. when $|\mathcal{R}| = O(N_1(\epsilon_a, \epsilon_b, \delta_a, \delta_b))$ ".

Our assumptions. Under the assumptions that make the Chernoff's bound (Lem. 2) tight up to a constant in the exponent, we show that SSA stops within $O(N_{min}^{(1)}(\epsilon_a, \epsilon_b, \delta_a, \delta_b))$. The assumptions, referred to as the range conditions, are as follows.

- $\text{OPT}_k \leq \frac{1}{2}|V|$. That is no k nodes can influence more than half of the nodes in the network. This assumption guarantees $\mu \leq 1/2$, needed for the tightness of Chernoff's bound in Lem. 13.
- $\epsilon \leq 1/4$. The constant $1/4$ can be replaced by any constant $c < 1$, assuming δ is sufficiently small. This assumption guarantees that $\epsilon_b \leq 1/2$, which is also needed for Lem. 13.
- $1/\delta = \Omega(n)$. This assumption guarantee that δ is sufficiently small (Lem. 13). This is compatible with the settings in the previous works [8, 16, 12], in which $\delta = 1/n$.

Consider positive $\epsilon_a, \epsilon_b, \delta_a, \delta_b \in (0, 1)$ satisfying

$$(1 - \frac{1}{e}) \frac{\epsilon_a + \epsilon_b}{1 + \epsilon_a} = \epsilon \leq \frac{1}{4} \text{ and} \quad (25)$$

$$\delta_a + \delta_b = \delta < \frac{1}{\log_2 n}. \quad (26)$$

We will determine suitable parameters $\epsilon_1, \epsilon_2, \epsilon_3$ for SSA so that

$$(1 - \frac{1}{e}) \frac{\epsilon_1 + \epsilon_2 + \epsilon_1 \epsilon_2 + \epsilon_3}{(1 + \epsilon_1)(1 + \epsilon_2)} = \epsilon. \quad (27)$$

Denote $T_1 = N_{min}^{(1)}(\epsilon_a, \epsilon_b, \delta_a, \delta_b)$. From Def. 5 of the type-1 threshold, $|\mathcal{R}| \geq T_1$ leads to

$$\Pr[\hat{\mathbb{I}}_{\mathcal{R}}(\hat{S}_k) > (1 + \epsilon_a)\mathbb{I}(\hat{S}_k)] \leq \delta_a \text{ and} \quad (28)$$

$$\Pr[\hat{\mathbb{I}}_{\mathcal{R}}(S_k^*) < (1 - \epsilon_b)\text{OPT}_k] \leq \delta_b. \quad (29)$$

An upper bound on the number of RR sets needed in \mathcal{R} is given in the following lemma.

LEMMA 7. Let $\epsilon_0 = \min\{\epsilon_2, \epsilon_3, \epsilon_b\}$, and

$$T_{SSA} = \max\{T_1, \alpha \Upsilon(\epsilon_0, \frac{\delta}{3i_{max}}) \frac{n}{\text{OPT}_k}\},$$

for some constant $\alpha > 1$. Under the range conditions,

$$T_{SSA} = O(T_1).$$

Now we bound the estimation error in the `Estimate-Inf` procedure at each iteration. At iteration $1 \leq i \leq i_{max}$,

$$T_{max} = 2|\mathcal{R}| \frac{1 + \epsilon_2}{1 - \epsilon_2} \frac{\epsilon_3^2}{\epsilon_2} = 2^i \Lambda \frac{1 + \epsilon_2}{1 - \epsilon_2} \frac{\epsilon_3^2}{\epsilon_2} \quad (30)$$

is a fixed number. Denote by \mathcal{R}_c , the set of RR sets generated in `Estimate-Inf`. Apply the concentration inequality in Eq. (5), for T_{max} RR sets in \mathcal{R}_c we have

LEMMA 8. For iteration $1 \leq i \leq i_{max}$ in SSA, let $\epsilon_2^{(i)} = \sqrt{\frac{(\ln 1/\delta + \ln 3i_{max})n}{T_{max}}}$. The following holds

$$\Pr[(|\mathcal{R}_c| \geq T_{max}) \text{ and } \hat{\mathbb{I}}_{\mathcal{R}_c}(\hat{S}_k) < (1 - \epsilon_2^{(i)})\mathbb{I}(\hat{S}_k)] \leq \frac{\delta}{3i_{max}}.$$

THEOREM 3. Consider $\epsilon_a, \epsilon_b, \delta_a, \delta_b$ satisfying Eqs. (25) and (26). Under the range conditions, there exist SSA parameters $\epsilon_1, \epsilon_2, \epsilon_3$, satisfying Eq. (27), and a constant $c > 1$ such that if $|\mathcal{R}| \geq cN_{min}^{(1)}(\epsilon_a, \epsilon_b, \delta_a, \delta_b)$, SSA will stop w.h.p.

Similarly, we can show the reverse direction.

THEOREM 4. Consider SSA's with $\epsilon_1, \epsilon_1, \epsilon_2, \epsilon_3$, satisfying Eq. (27) and $\epsilon_2 \leq \frac{\epsilon_1}{1 + \epsilon_1}$. Under the range conditions, there exist $\epsilon_a, \epsilon_b, \delta_a, \delta_b$ satisfying Eqs. (25) and (26), and a constant $c > 1$ such that if $|\mathcal{R}| \geq cN_1(\epsilon_a, \epsilon_b, \delta_a, \delta_b)$, SSA will stop w.h.p.

The proof is similar to that of Theorem 3 and is omitted.

SSA Limitation. First, the performance of SSA depends on the selection of the parameters $\epsilon_1, \epsilon_2, \epsilon_3$. While the pre-setting in Eq. 19 provides decent performance for most cases, there will be certain input that results in less than ideal performance. Secondly, the samples in \mathcal{R}' , the sample pool to verify the quality of the candidate solution \hat{S}_k are not used efficiently. They are only used once and then discarded. Alternative strategies that reuse the sample in \mathcal{R}' may potentially reduce the number of the generated samples and provide better performance.

6. DYNAMIC STOP-AND-STARE ALGO.

In this section, we present D-SSA, a stop-and-stare algorithm that automatically selects near-optimal $\epsilon_1, \epsilon_2, \epsilon_3$ settings. That is the sample size of D-SSA meets, asymptotically, the type-2 minimum threshold, the strongest guarantee for methods following the RIS framework.

The algorithm D-SSA, summarized in Alg. 4, works on a *single stream* of RR sets $R_1, R_2, \dots, R_i, \dots$. The algorithm

Algorithm 4: D-SSA Algorithm

Input: Graph G , $0 \leq \epsilon, \delta \leq 1$, and k
Output: An $(1 - 1/e - \epsilon)$ -optimal solution, \hat{S}_k

- 1 $N_{max} = 8 \frac{1-1/e}{2+2\epsilon/3} \Upsilon(\epsilon, \frac{\delta}{3} / \binom{n}{k}) \frac{n}{k}$;
- 2 $t_{max} = \lceil \log_2(2N_{max} / \Upsilon(\epsilon, \frac{\delta}{3})) \rceil$; $t = 0$;
- 3 $\Lambda = \Upsilon(\epsilon, \frac{\delta}{3t_{max}})$; $\Lambda_1 = 1 + (1 + \epsilon)\Upsilon(\epsilon, \frac{\delta}{3t_{max}})$;
- 4 **repeat**
- 5 $t \leftarrow t + 1$;
- 6 $\mathcal{R}_t = \{R_1, \dots, R_{\Lambda 2^{t-1}}\}$;
- 7 $\mathcal{R}_t^c = \{R_{\Lambda 2^{t-1}+1}, \dots, R_{\Lambda 2^t}\}$;
- 8 $\langle \hat{S}_k, \hat{\mathbb{I}}_t(\hat{S}_k) \rangle \leftarrow \text{Max-Coverage}(\mathcal{R}_t, k)$;
- 9 **if** $\text{Cov}_{\mathcal{R}_t^c}(\hat{S}_k) \geq \Lambda_1$ **then** ▷ Condition D1
- 10 $\mathbb{I}_t^c(\hat{S}_k) \leftarrow \text{Cov}_{\mathcal{R}_t^c}(\hat{S}_k) \cdot n / |\mathcal{R}_t^c|$
- 11 $\epsilon_1 \leftarrow \hat{\mathbb{I}}_t(\hat{S}_k) / \mathbb{I}_t^c(\hat{S}_k) - 1$
- 12 $\epsilon_2 \leftarrow \epsilon \sqrt{\frac{n(1+\epsilon)}{2^{t-1}\mathbb{I}_t^c(\hat{S}_k)}}$;
- 13 $\epsilon_3 \leftarrow \epsilon \sqrt{\frac{n(1+\epsilon)(1-1/e-\epsilon)}{(1+\epsilon/3)2^{t-1}\mathbb{I}_t^c(\hat{S}_k)}}$
- 14 $\epsilon_t = (\epsilon_1 + \epsilon_2 + \epsilon_1\epsilon_2)(1 - 1/e - \epsilon) + (1 - \frac{1}{e})\epsilon_3$
- 15 **if** $\epsilon_t \leq \epsilon$ **then** ▷ Condition D2
- 16 **return** \hat{S}_k
- 17 **until** $|\mathcal{R}_t| \geq N_{max}$;
- 18 **return** \hat{S}_k ;

consists of multiple iterations $t = 1, 2, \dots, t_{max}$, where $t_{max} = O(\log n)$ is the maximum number of iterations.

At an iteration t , the algorithm looks into the first $\Lambda \times 2^t$ RR sets, for a fixed Λ (Line 3), and divide those samples into two halves.

- The first half $\mathcal{R}_t = \{R_1, \dots, R_{\Lambda 2^{t-1}}\}$ will be used to find the candidate solution \hat{S}_k via solving a max-coverage problem $\text{Max-Coverage}(\mathcal{R}_t, k)$.
- The second half $\mathcal{R}_t^c = \{R_{\Lambda 2^{t-1}+1}, \dots, R_{\Lambda 2^t}\}$ will be used to verify the quality of the candidate solution \hat{S}_k .

Note that $\mathcal{R}_{t+1} = \mathcal{R}_t \cup \mathcal{R}_t^c$, thus, the samples used in verifying \hat{S}_k will be reused to find the candidate solution in next iteration.

To verify whether \hat{S}_k meets the approximation guarantee with high probability (whp), D-SSA, in Line 9, will first apply the stopping rule condition in [29] to check if the number of samples in \mathcal{R}_t^c are sufficient to guarantee an $(\epsilon, \frac{\delta}{3t_{max}})$ -approximation of $\mathbb{I}(\hat{S}_k)$. If not, it advances to the next iteration. Otherwise, it will automatically estimate the best possible precision parameters $\epsilon_1, \epsilon_2, \epsilon_3$ in Lines 11 and 12. Once the combination of those precision parameter is sufficiently small, i.e.,

$$\epsilon_t = (\epsilon_1 + \epsilon_2 + \epsilon_1\epsilon_2)(1 - 1/e - \epsilon) + (1 - 1/e)\epsilon_3 \leq \epsilon,$$

the algorithm returns \hat{S}_k as an $(1 - 1/e - \epsilon)$ -approximation solution (whp).

In the unfortunate event that the algorithm does not meet the condition $\epsilon_t \leq \epsilon$ for any t , it will terminate when the number of samples in the algorithm reaches to the cap $N_{max} = 8 \frac{1-1/e}{2+2\epsilon/3} \Upsilon(\epsilon, \frac{1}{6}\delta / \binom{n}{k}) \frac{n}{k}$.

6.1 Theoretical Guarantees Analysis

We will subsequently show that D-SSA achieves the $(1 - 1/e - \epsilon)$ -approximation factor (whp) in Subsec. 6.1.1 and requires only, to within a constant factor, the strongest type-2 minimum threshold of the RR sets (whp) in Subsec. 6.1.2.

6.1.1 Approximation Guarantee

We will show that D-SSA returns a $(1 - 1/e - \epsilon)$ solution with probability at least $1 - \delta$. For clarity, we present most of the proofs in the appendix.

Recall that D-SSA stops when either 1) the number of samples exceeds the cap, i.e., $|\mathcal{R}_t| \geq N_{max}$ or 2) $\epsilon_t \leq \epsilon$ for some $t \geq 1$. In the first case, N_{max} were chosen to guarantee that \hat{S}_k will be a $(1 - 1/e - \epsilon)$ -approximation solution w.h.p.

LEMMA 9. *Let $B^{(1)}$ be the bad event that*

$$B^{(1)} = (|\mathcal{R}_t| \geq N_{max}) \cap (\mathbb{I}(\hat{S}_k) < (1 - 1/e - \epsilon)\text{OPT}_k).$$

We have

$$\Pr[B^{(1)}] \leq \delta/3.$$

In the second case, the algorithm stops when $\epsilon_t \leq \epsilon$ for some $1 \leq t \leq t_{max}$. The maximum number of iterations t_{max} is bounded by $O(\log n)$ as stated below.

LEMMA 10. *The number of iterations in D-SSA is at most $t_{max} = O(\log n)$.*

For each iteration t , we will bound the probabilities of the bad events that lead to inaccurate estimations of $\mathbb{I}(\hat{S}_k)$ through \mathcal{R}_t^c , and $\mathbb{I}(S_k^*)$ through \mathcal{R}_t (Lines 9 and 12).

LEMMA 11. *For each $1 \leq t \leq t_{max}$, let*

$$\hat{\epsilon}_t \text{ be the unique root of } f(x) = \frac{\delta}{3t_{max}},$$

where $f(x) = \exp\left(-\frac{N_t \mathbb{I}(\hat{S}_k) x^2}{2+2/3x}\right)$, and

$$\epsilon_t^* = \epsilon \sqrt{\frac{n}{(1+\epsilon/3)2^{t-1}\text{OPT}_k}}.$$

Consider the following bad events

$$B_t^{(2)} = \left(\hat{\mathbb{I}}_t^{(c)}(\hat{S}_k) > (1 + \hat{\epsilon}_t)\mathbb{I}(\hat{S}_k)\right),$$

$$B_t^{(3)} = \left(\hat{\mathbb{I}}_t(S_k^*) < (1 - \epsilon_t^*)\text{OPT}_k\right).$$

We have

$$\Pr[B_t^{(2)}], \Pr[B_t^{(3)}] \leq \frac{\delta}{3t_{max}}.$$

LEMMA 12. *Assume that none of the bad events $B^{(1)}, B_t^{(2)}, B_t^{(3)}$ ($t = 1..t_{max}$) happen and D-SSA stops with some $\epsilon_t \leq \epsilon$. With $\hat{\epsilon}_t$ defined in Lem. 11, we have*

$$\hat{\epsilon}_t < \epsilon \text{ and consequently} \tag{31}$$

$$\mathbb{I}_t^{(c)}(\hat{S}_k) \leq (1 + \hat{\epsilon}_t)\mathbb{I}(\hat{S}_k) \leq (1 + \epsilon)\mathbb{I}(\hat{S}_k) \tag{32}$$

We now prove the approximation guarantee of D-SSA.

THEOREM 5. *D-SSA returns an $(1 - 1/e - \epsilon)$ -approximate solution with probability at least $(1 - \delta)$.*

6.1.2 Achieving the Type-2 Minimum Threshold

Denote by $T_2 = N_{min}^{(2)}(\epsilon, \delta)$, the type-2 minimum threshold defined in Def. 6. Under the *range conditions*, we will prove that D-SSA meets the Type-2 minimum threshold, i.e., it requires $O(T_2)$ samples w.h.p. This is the strongest efficiency guarantee for algorithms following the RIS framework.

The proof is based on the observation that there must exist $\epsilon_a^*, \epsilon_b^*, \delta_a^*, \delta_b^*$ that $N_{min}^{(1)}(\epsilon_a^*, \epsilon_b^*, \delta_a^*, \delta_b^*) = T_2$. Further, within $O(T_2)$ we will have $\epsilon_2, \epsilon_3 \leq \epsilon_b^*/3$ and $\epsilon_1 \approx \epsilon_a^*$. Then both conditions D1 ($\text{Cov}_{\mathcal{R}_k}(\hat{S}_k) \geq \Lambda_1$) and D2 ($\epsilon_t \leq \epsilon$) will be met and the algorithm will stop w.h.p.

THEOREM 6. *Given ϵ, δ , assume the range conditions D-SSA will stop w.h.p within $O(N_{min}^{(2)}(\epsilon, \delta))$ samples.*

7. EXPERIMENTS

Backing by the strong theoretical results, we will experimentally show that SSA and D-SSA outperform the existing state-of-the-art IM methods by a large margin. Specifically, SSA and D-SSA are several orders of magnitudes faster than IMM and TIM+, the best existing IM methods with approximation guarantee, while having the same level of solution quality. SSA and D-SSA also require several times less memory than the other algorithms. To demonstrate the applicability of the proposed algorithms, we apply our methods on a critical application of IM, i.e., Targeted Viral Marketing (TVM) introduced in [30] and show the significant improvements in terms of performance over the existing methods.

Table 2: Datasets’ Statistics

Dataset	#Nodes	#Edges	Avg. degree
NetHELP ⁴	15K	59K	4.1
NetPHY ⁴	37K	181K	13.4
Enron ⁴	37K	184K	5.0
Epinions ⁴	132K	841K	13.4
DBLP ⁴	655K	2M	6.1
Orkut ⁴	3M	234M	78
Twitter [31]	41.7M	1.5G	70.5
Friendster ⁴	65.6M	3.6G	54.8

7.1 Experimental Settings

All the experiments are run on a Linux machine with 2.2Ghz Xeon 8 core processor and 100GB of RAM. We carry experiments under both LT and IC models on the following algorithms and datasets.

Algorithms compared. On IM experiments, we compare SSA and D-SSA with the group of top algorithms that provide the same $(1 - 1/e - \epsilon)$ -approximation guarantee. More specifically, CELF++ [32], one of the fastest greedy algorithms, and IMM [16], TIM/TIM+ [8], the best current RIS-based algorithms, are selected. For experimenting with TVM problem, we apply our Stop-and-Stare algorithms on this context and compare with the most efficient method for the problem, termed KB-TIM, in [30].

Datasets. For experimental purposes, we choose a set of 8 datasets from various disciplines: NetHEPT, NetPHY, DBLP are citation networks, Email-Enron is communication

network, Epinions, Orkut, Twitter and Friendster are online social networks. The description summary of those datasets is in Table 2. On Twitter network, we also have the actual tweet/retweet dataset and we use these data to extract the target users whose tweets/retweets are relevant to a certain set of keywords. The experiments on TVM are run on the Twitter network with the extracted targeted groups of users.

Remark. Since Orkut and Friendster are **undirected** networks, within those networks we *replace each edge by two oppositely directed edges* (arcs). This contrasts to the conference version of this paper in which the Orkut and Friendster networks are treated as directed networks.

Parameter Settings. For computing the edge weights, we follow the conventional computation as in [8, 13, 4, 26], the weight of the edge (u, v) is calculated as $w(u, v) = \frac{1}{d_{in}(v)}$ where $d_{in}(v)$ denotes the in-degree of node v .

In all the experiments, we keep $\epsilon = 0.1$ and $\delta = 1/n$ as a general setting or explicitly stated otherwise. For the other parameters defined for particular algorithms, we take the recommended values in the corresponding papers if available. We also limit the running time of each algorithm in a run to be within 24 hours.

7.2 Experiments with IM problem

To show the superior performance of the proposed algorithms on IM task, we ran the first set of experiments on four real-world networks, i.e., NetHEPT, NetPHY, DBLP, Twitter. We also test on a wide spectrum of the value of k , typically, from 1 to 20000, except on NetHEPT network since it has only 15233 nodes. The solution quality, running time, memory usage are reported sequentially in the following. We also present the actual number of RR sets generated by SSA, D-SSA and IMM when testing on four other datasets, i.e., Enron, Epinions, Orkut and Friendster.

7.2.1 Solution Quality

We first compare the quality of the solution returned by all the algorithms on LT and IC models. The results are presented in Fig. 2 and Fig. 3, respectively. The CELF++ algorithm is only able to run on NetHEPT due to time limit. From those figures, all the methods return comparable seed set quality with no significant difference. The results directly give us a better viewpoint on the basic network property that a small fraction of nodes can influence a very large portion of the networks. Most of the previous researches only find up to 50 seed nodes and provide a limited view of this phenomenon. Here, we see that after around 2000 nodes have been selected, the influence gains of selecting more seeds become very slim.

7.2.2 Running time

We next examine the performance in terms of running time of the tested algorithms. The results are shown in Fig. 4 and Fig. 5. Both SSA and D-SSA significantly outperform the other competitors by a huge margin. Comparing to IMM, the best known algorithm, SSA and D-SSA run up to several orders of magnitudes faster. TIM+ and IMM show similar running time since they operate on the same philosophy of estimating optimal influence first and then calculating the necessary samples to guarantee the approximation for all possible seed sets. However, each of the two steps displays its own weaknesses. In contrast, SSA and D-SSA follows the Stop-and-Stare mechanism to thoroughly

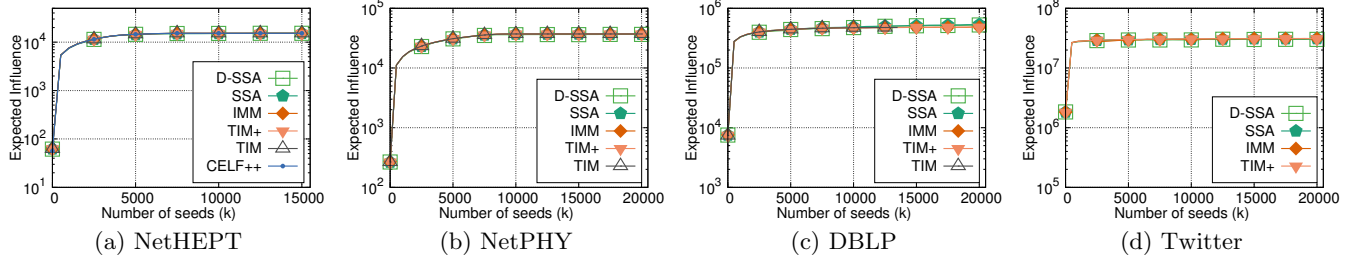


Figure 2: Expected Influence under LT model.

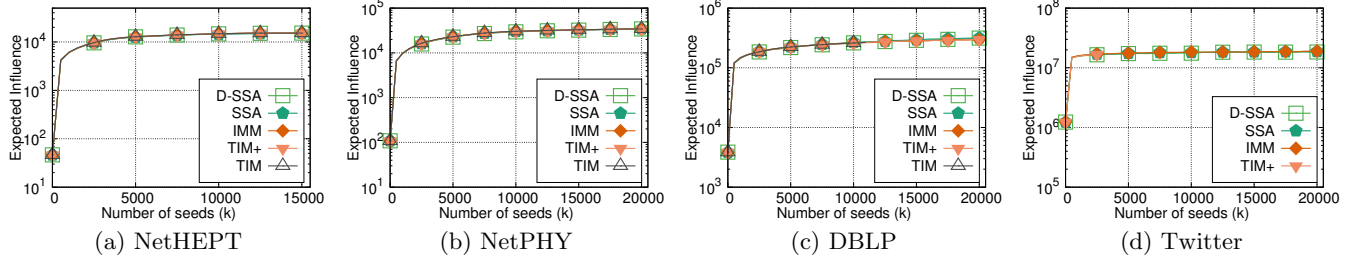


Figure 3: Expected Influence under IC model.

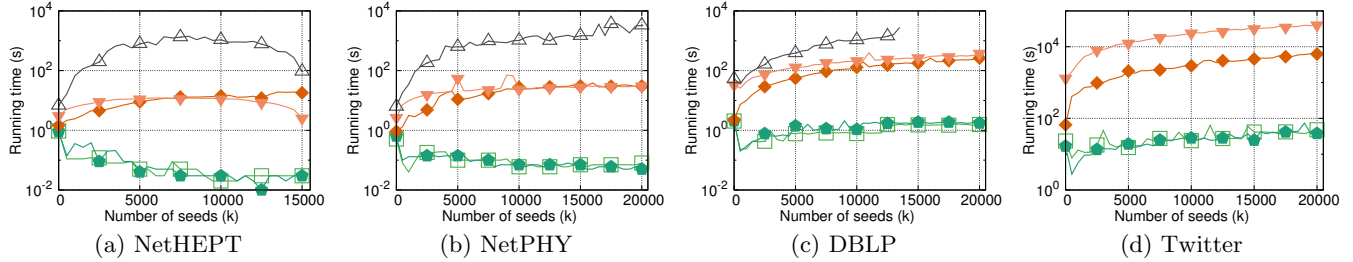


Figure 4: Running time under LT model

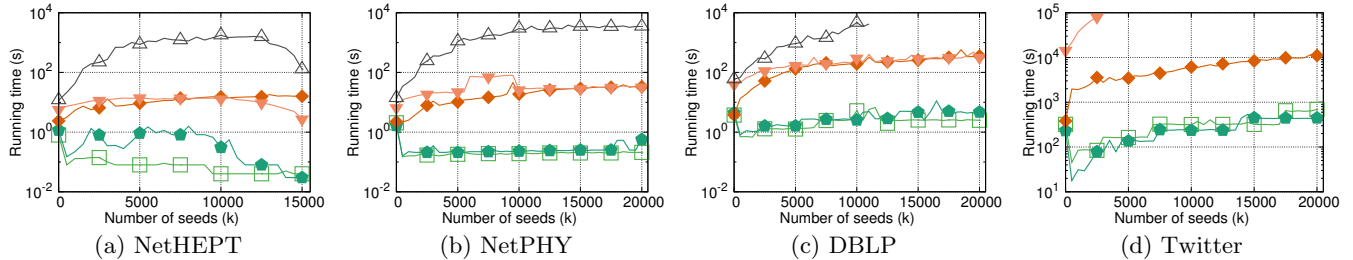


Figure 5: Running time under IC model

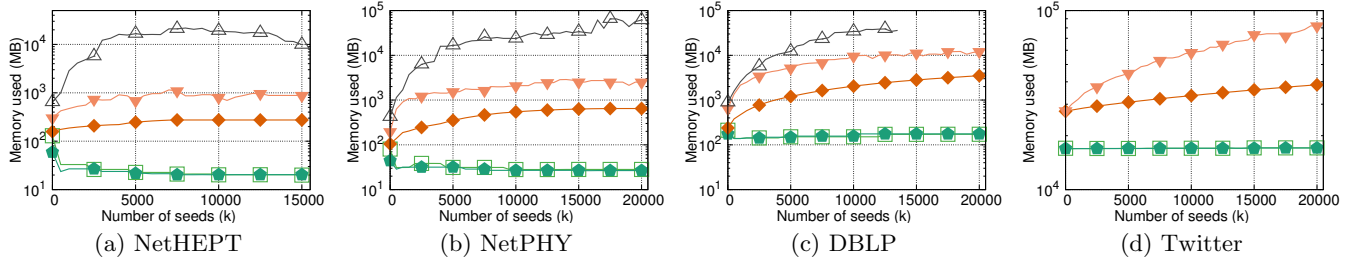


Figure 6: Memory usage under LT model

address those weaknesses and thus exhibit remarkable improvements. In particular, the speedup factor of D-SSA to IMM can go up to 1200x in the case of NetHEPT network on the LT model. On most of other cases, the factor stabilizes at several hundred times.

Comparing between SSA and D-SSA, since D-SSA pos-

sesses the type-2 minimum threshold compared to the weaker type-1 threshold of SSA with the same precision settings ϵ, δ , D-SSA performs at least as good as SSA and outperforms in many cases in which the fixed setting of SSA falls out of the effective ranges for that network and value k . This problem is resolved in D-SSA thanks to the dynamic error computa-

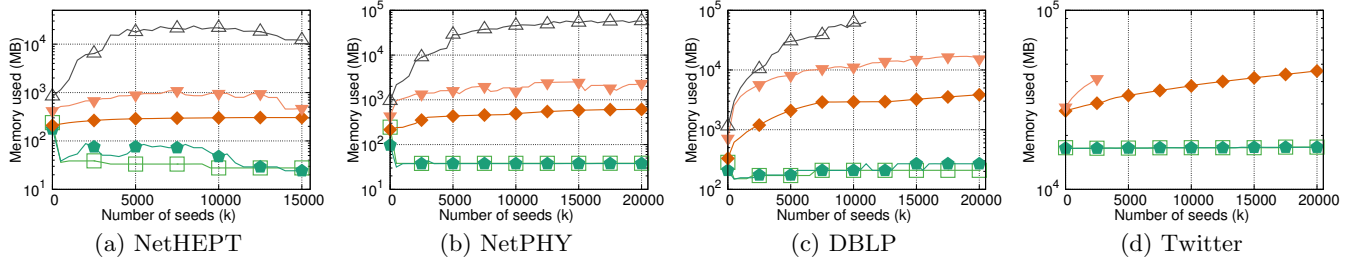


Figure 7: Memory usage under IC model

Data	running time									number of RR sets								
	$k = 1$			$k = 500$			$k = 1000$			$k = 1$			$k = 500$			$k = 1000$		
	D-SSA	SSA	IMM	D-SSA	SSA	IMM	D-SSA	SSA	IMM	D-SSA	SSA	IMM	D-SSA	SSA	IMM	D-SSA	SSA	IMM
Enron	.5 s	.6 s	.7 s	.1 s	.1 s	3.1 s	.1 s	.1 s	6.9 s	96 K	272 K	280 K	24 K	42 K	580 K	24 K	61 K	910 K
Epin.	.6 s	.7 s	.8 s	.2 s	.2 s	4.4 s	.2 s	.3 s	12.1 s	205 K	570 K	400 K	51 K	97 K	1.2 M	51 K	131 K	1.9 M
Orkut	86.2 s	108.2 s	179.9 s	11.8 s	12.1 s	317.8 s	23.8 s	25.8 s	548.9 s	512 K	1.5 M	1.2 M	64 K	177 K	2.1 M	128 K	230 K	3.3 M
Frien.	4.1 h	4.7 h	8.1 h	.27 h	.48 h	n/a	.26 h	.48 h	n/a	77 M	161 M	175 M	4.8 M	17 M	n/a	4.8 M	15 M	n/a

Table 3: Performance of SSA, D-SSA and IMM on various datasets under LT model.

tion at every iteration.

7.2.3 Memory Usage and Number of RR sets

This experiment is divided into two parts: 1) we report the memory usage in the previous experiments and 2) since the gain in influence peaks at the selection of 1 to 1000 nodes, we carry new experiments on four other datasets, i.e., Enron, Epinion, Orkut and Friendster, with $k \in \{1, 500, 1000\}$ to show the view across datasets of SSA, D-SSA and IMM.

Memory Usage. The results on memory usage of all the algorithms are shown in Fig. 6 and Fig. 7. We can see that there is a strong correlation between running time and memory usage. It is not a surprise that SSA and D-SSA require much less memory, up to orders of magnitude, than the other methods since the complexity is represented by the number of RR sets and these methods achieve type-1 and type-2 minimum thresholds of RR sets.

Across datasets view. We ran SSA, D-SSA and IMM on four other datasets, i.e., Enron, Epinions, Orkut and Friendster, with $k \in \{1, 500, 1000\}$ under LT model. The results are presented in Table 3. In terms of running time, the table reflects our previous results that SSA and D-SSA largely outperform IMM, up to several orders of magnitudes. The same pattern happens in terms of the number of RR sets generated. As shown, even in the most extreme cases of selecting a single node, SSA and D-SSA require several times fewer RR sets than IMM.

We note that, in the most challenging case of Friendster network with over 3.6 billion edges, IMM uses 172 GB of main memory while D-SSA and SSA require much lower memory resource of only 69 and 72 GB respectively.

7.3 Experiments with TVM problem

In this experiments, we will modify our Stop-and-Stare algorithms to work on Targeted Viral Marketing (TVM) problem and compare with the best existing method, i.e., KB-TIM in [30] to show the drastic improvements when applying our methods. In short, we will describe how we select the

targeted groups from actual tweet/retweet datasets of Twitter and how to modify D-SSA and SSA for TVM problem. Then, we will report the experimental results.

7.3.1 TVM problem and methods

Targeted Viral Marketing (TVM) is a central problem in economics in which, instead of maximizing the influence over all the nodes in a network as in IM, it targets a specific group whose users are relevant to a certain topic and aims at optimizing the influence to that group only. Each node in the targeted group is associated with a weight which indicates the relevance of that user to the topic. The best current method for solving TVM is proposed in [30] in which the authors introduce weighted RIS sampling (called WRIS) and integrate it into TIM+ method [8] to derive an approximation algorithm, termed KB-TIM. WRIS only differs from the original RIS at the point of selecting the sampling root. More specifically, WRIS selects the root node proportional to the node weights instead of uniform selection as in RIS.

In the same way, we incorporate WRIS into D-SSA and SSA for solving TVM problem. By combining the analysis of WRIS in [30] and our previous proofs, it follows that the modified D-SSA and SSA preserve the $(1 - 1/e - \epsilon)$ -approximation property as in IM problem.

7.3.2 Extracting the targeted groups

Table 4: Topics, related keywords

Topic	Keywords	#Users
1	bill clinton, iran, north korea, president obama, obama	997,034
2	senator ted kennedy, oprah, kayne west, marvel, jackass	507,465

We use tweet/retweet dataset to extract the users' interests on two political topics as described in [31]. We choose

two groups of most popular keywords as listed in Table 4, and mine from the tweet data who posted tweets/reweets containing at least one of those keywords in each group and how many times. We consider those users to be the targeted groups in TVM experiments with the relevance/interest of each user on the topic proportional to the frequency of having those keywords in their tweets.

7.3.3 Experimental results

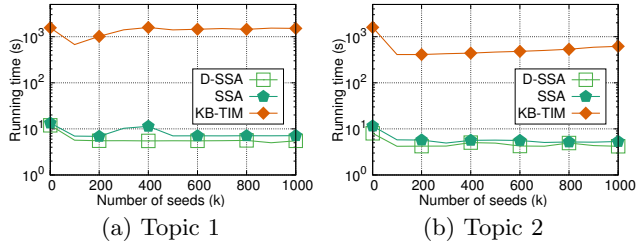


Figure 8: Running time on Twitter network

We run SSA, D-SSA and KB-TIM on Twitter network under LT model with the targeted groups extracted from tweet dataset as described previously. Since all the algorithms have the same guarantee on the returned solution, we only measure the performance of these methods in terms of running time and the results are depicted in Fig. 8. In both cases, D-SSA and SSA consistently witness at least two order of magnitude improvements (up to 500 times) in running time compared to KB-TIM. D-SSA is also consistently faster than SSA due to the more optimal type-2 threshold.

8. CONCLUSION

In this paper, we make several significant contributions in solving the fundamental influence maximization (IM) problem. We provide the unified RIS framework which generalizes the best existing technique of using RIS sampling to find an $(1 - 1/e - \epsilon)$ -approximate solution in billion-scale networks. We introduce the RIS threshold that all the algorithms following the framework need to satisfy and two minimum thresholds, i.e., type-1 and type-2. Interestingly, we are able to develop two novel algorithms, SSA and D-SSA, which are the first methods meeting the two minimum thresholds. Since IM plays a central roles in a wide range of practical applications, e.g., viral marketing, controlling diseases, virus/worms, detecting contamination and so on, the developments of SSA and D-SSA will immediately result in a burst in performance and allow their applications to work in billion-scale domains.

9. ACKNOWLEDGMENTS

The work of My T. Thai is partially supported by NSF CCF 1422116.

10. REFERENCES

[1] D. Kempe, J. Kleinberg, and É. Tardos, “Maximizing the spread of influence through a social network,” in *KDD’03*, pp. 137–146, ACM New York, NY, USA, 2003.

[2] J. Leskovec, A. Krause, C. Guestrin, C. Faloutsos, J. VanBriesen, and N. Glance, “Cost-effective outbreak detection in networks,” in *ACM KDD ’07*, (New York, NY, USA), pp. 420–429, ACM, 2007.

[3] W. Chen, C. Wang, and Y. Wang, “Scalable influence maximization for prevalent viral marketing in large-scale social networks,” in *ACM KDD ’10*, (New York, NY, USA), pp. 1029–1038, ACM, 2010.

[4] A. Goyal, W. Lu, and L. Lakshmanan, “Simpath: An efficient algorithm for influence maximization under the linear threshold model,” in *Data Mining (ICDM), 2011 IEEE 11th International Conference on*, pp. 211–220, IEEE, 2011.

[5] A. Goyal, W. Lu, and L. Lakshmanan, “Celf++: optimizing the greedy algorithm for influence maximization in social networks,” in *Proceedings of the 20th international conference companion on World wide web*, pp. 47–48, ACM, 2011.

[6] E. Cohen, D. Delling, T. Pajor, and R. F. Werneck, “Sketch-based influence maximization and computation: Scaling up with guarantees,” in *Proceedings of the 23rd ACM International Conference on Conference on Information and Knowledge Management*, pp. 629–638, ACM, 2014.

[7] N. Ohsaka, T. Akiba, Y. Yoshida, and K.-i. Kawarabayashi, “Fast and accurate influence maximization on large networks with pruned monte-carlo simulations,” in *Twenty-Eighth AAAI Conference on Artificial Intelligence*, 2014.

[8] Y. Tang, X. Xiao, and Y. Shi, “Influence maximization: Near-optimal time complexity meets practical efficiency,” in *Proceedings of SIGMOD international conference on Management of data*, pp. 75–86, ACM, 2014.

[9] D. T. Nguyen, H. Zhang, S. Das, M. T. Thai, and T. N. Dinh, “Least cost influence in multiplex social networks: Model representation and analysis,” in *Data Mining (ICDM), 2013 IEEE 13th International Conference on*, pp. 567–576, IEEE, 2013.

[10] T. N. Dinh, Y. Shen, D. T. Nguyen, and M. T. Thai, “On the approximability of positive influence dominating set in social networks,” *Journal of Combinatorial Optimization*, vol. 27, no. 3, pp. 487–503, 2014.

[11] Y. Shen, T. N. Dinh, H. Zhang, and M. T. Thai, “Interest-matching information propagation in multiple online social networks,” in *Proceedings of the 21st ACM International Conference on Information and Knowledge Management, CIKM ’12*, (New York, NY, USA), pp. 1824–1828, ACM, 2012.

[12] H. T. Nguyen, M. T. Thai, and T. N. Dinh, “Cost-aware targeted viral marketing in billion-scale networks,” in *INFOCOM, 2016 Proceedings IEEE*, pp. 55–59, IEEE, 2013.

[13] W. Chen, Y. Wang, and S. Yang, “Efficient influence maximization in social networks,” in *KDD ’09*, (New York, NY, USA), pp. 199–208, ACM, 2009.

[14] K. Jung, W. Heo, and W. Chen, “Irie: Scalable and robust influence maximization in social networks,” in *Data Mining (ICDM), 2012 IEEE 12th International Conference on*, pp. 918–923, IEEE, 2012.

[15] Y. Wang, G. Cong, G. Song, and K. Xie,

- “Community-based greedy algorithm for mining top-k influential nodes in mobile social networks,” in *Proceedings of the 16th ACM SIGKDD international conference on Knowledge discovery and data mining*, pp. 1039–1048, ACM, 2010.
- [16] Y. Tang, Y. Shi, and X. Xiao, “Influence maximization in near-linear time: A martingale approach,” in *Proceedings of SIGMOD International Conference on Management of Data*, pp. 1539–1554, ACM, 2015.
- [17] C. Borgs, M. Brautbar, J. Chayes, and B. Lucier, “Maximizing social influence in nearly optimal time,” in *Proceedings of the Twenty-Fifth Annual ACM-SIAM Symposium on Discrete Algorithms*, SODA ’14, pp. 946–957, SIAM, 2014.
- [18] M. Minoux, “Accelerated greedy algorithms for maximizing submodular set functions,” in *Optimization Techniques* (J. Stoer, ed.), vol. 7 of *Lecture Notes in Control and Information Sciences*, pp. 234–243, Springer, 1978.
- [19] N. Chen, “On the approximability of influence in social networks,” *SIAM Journal of Discrete Mathematics*, vol. 23, no. 3, pp. 1400–1415, 2009.
- [20] A. Goyal, F. Bonchi, and L. V. Lakshmanan, “Learning influence probabilities in social networks,” in *Proc. ACM WSDM*, WSDM ’10, (New York, NY, USA), pp. 241–250, ACM, 2010.
- [21] K. Kutzkov, A. Bifet, F. Bonchi, and A. Gionis, “Strip: stream learning of influence probabilities,” in *Proceedings of the 19th ACM SIGKDD international conference on Knowledge discovery and data mining*, pp. 275–283, ACM, 2013.
- [22] T. Dinh, H. Zhang, D. Nguyen, and M. Thai, “Cost-effective viral marketing for time-critical campaigns in large-scale social networks,” *Networking, IEEE/ACM Transactions on*, 2014.
- [23] H. Zhang, T. Dinh, and M. Thai, “Maximizing the spread of positive influence in online social networks,” in *Distributed Computing Systems (ICDCS), 2013 IEEE 33rd International Conference on*, pp. 317–326, July 2013.
- [24] W. Chen, W. Lu, and N. Zhang, “Time-critical influence maximization in social networks with time-delayed diffusion process,” in *Twenty-Sixth AAAI Conference on Artificial Intelligence*, 2012.
- [25] N. Du, L. Song, M. Gomez-Rodriguez, and H. Zha, “Scalable influence estimation in continuous-time diffusion networks,” in *Advances in neural information processing systems*, pp. 3147–3155, 2013.
- [26] H. Nguyen and R. Zheng, “On budgeted influence maximization in social networks,” *Selected Areas in Communications, IEEE Journal on*, vol. 31, no. 6, pp. 1084–1094, 2013.
- [27] S. Khuller, A. Moss, and J. S. Naor, “The budgeted maximum coverage problem,” *Information Processing Letters*, vol. 70, no. 1, pp. 39–45, 1999.
- [28] G. L. Nemhauser and L. A. Wolsey, “Maximizing submodular set functions: formulations and analysis of algorithms,” *North-Holland Mathematics Studies*, vol. 59, pp. 279–301, 1981.
- [29] P. Dagum, R. Karp, M. Luby, and S. Ross, “An optimal algorithm for monte carlo estimation,” *SIAM J. Comput.*, vol. 29, pp. 1484–1496, Mar. 2000.
- [30] Y. Li, D. Zhang, and K.-L. Tan, “Real-time targeted influence maximization for online advertisements,” *Proceedings of the VLDB Endowment*, vol. 8, no. 10, 2015.
- [31] H. Kwak, C. Lee, H. Park, and S. Moon, “What is twitter, a social network or a news media?,” in *Proceedings of the 19th international conference on World wide web*, pp. 591–600, ACM, 2010.
- [32] A. Goyal, W. Lu, and L. V. Lakshmanan, “Celf++: optimizing the greedy algorithm for influence maximization in social networks,” in *Proceedings of the 20th international conference companion on World wide web*, pp. 47–48, ACM, 2011.
- [33] P. Klein and N. E. Young, “On the number of iterations for dantzig–wolfe optimization and packing-covering approximation algorithms,” *SIAM Journal on Computing*, vol. 44, no. 4, pp. 1154–1172, 2015.

APPENDIX

Tightness of Chernoff’s bounds

In the following proofs, we use an intermediate results on the optimality of Chernoff-like in Lem. 2. According to Lemma 4 in [33], we have the following results regarding the tightness of the Chernoff-like bounds in the above lemma.

LEMMA 13 ([33]). *Let X_1, X_2, \dots, X_T be i.i.d random variables taking values 0 or 1, and $\Pr[X_i = 1] = \mu \leq 1/2$. Denote by $\hat{\mu} = \frac{1}{T} \sum_{i=1}^T X_i$ the average of the random variables. For every $\epsilon \in (0, 1/2]$, if $\epsilon^2 \mu T \geq 3$, the following hold:*

$$\Pr[\hat{\mu} \leq (1 - \epsilon)\mu] \geq \exp(-9\epsilon^2 \mu T) \text{ and} \quad (33)$$

$$\Pr[\hat{\mu} \geq (1 + \epsilon)\mu] \geq \exp(-9\epsilon^2 \mu T). \quad (34)$$

Note that the condition $\epsilon \in (0, 1/2]$ can be relaxed into $\epsilon \in (0, c]$ for any $c < 1$ if we assume sufficiently small δ .

COROLLARY 2 (TIGHTNESS OF CHERNOFF’S BOUND). *Let X_1, X_2, \dots be i.i.d random variables taking values 0 or 1, and $\Pr[X_i = 1] = \mu \in (0, 1/2]$. For $\epsilon \in (0, 1/2]$, $\delta < 1/e$ and $T > 0$, the following hold*

- If $\Pr\left[\frac{1}{T} \sum_{i=1}^T X_i < (1 - \epsilon)\mu\right] \leq \delta$, then $T = \Omega(\Upsilon(\epsilon, \delta) \frac{1}{\mu})$.
- If $\Pr\left[\frac{1}{T} \sum_{i=1}^T X_i > (1 + \epsilon)\mu\right] \leq \delta$, then $T = \Omega(\Upsilon(\epsilon, \delta) \frac{1}{\mu})$.

PROOF. If $T < \frac{1}{9} \frac{1}{\epsilon^2} \ln \frac{1}{\delta}$, then by Lem. 13, $\Pr[\hat{\mu} \leq (1 - \epsilon)\mu] \geq \exp(-9\epsilon^2 \mu T) = \delta$ (contradiction). Thus, $T \geq \frac{1}{9} \frac{1}{\epsilon^2} \ln \frac{1}{\delta} = \Omega(\Upsilon(\epsilon, \delta))$.

Similarly, if $T < \frac{1}{9} \frac{1}{\epsilon^2} \ln \frac{1}{\delta}$, then $\Pr[\hat{\mu} \geq (1 + \epsilon)\mu] \geq \exp(-9\epsilon^2 \mu T) = \delta$ (contradiction). Thus,

$$\Pr\left[\frac{1}{T} \sum_{i=1}^T X_i > (1 + \epsilon)\mu\right] \leq \delta$$

implies $T \geq \frac{1}{9} \frac{1}{\epsilon^2} \ln \frac{1}{\delta} = \Omega(\Upsilon(\epsilon, \delta))$. \square

The lower bounds also hold for the case when X_1, \dots, X_T are weakly dependent (martingales) as the random variables in Lem. 2.

Proof of Theorem 1

Apply the union bound. The following two inequalities from Eqs. 9 and 10 hold together with probability at least $1 - (\delta_a + \delta_b)$.

$$\hat{\mathbb{I}}(\hat{S}_k) \leq (1 + \epsilon_a)\mathbb{I}(\hat{S}_k) \quad (35)$$

$$\mathbb{I}(\hat{S}_k^*) \geq (1 - \epsilon_b)\mathbb{I}(S_k^*). \quad (36)$$

Assume that the above two inequalities hold. We show, by contradiction, that $\mathbb{I}(\hat{S}_k) \geq (1 - 1/e - \epsilon)\text{OPT}_k$, where $\epsilon = (1 - \frac{1}{e})\frac{\epsilon_a + \epsilon_b}{1 + \epsilon_a}$. Assume the opposite, i.e.,

$$\mathbb{I}(\hat{S}_k) < (1 - 1/e - \epsilon)\text{OPT}_k. \quad (37)$$

Since the greedy algorithm used in Max-Coverage algorithm returns a $(1 - 1/e)$ approximation [28], the greedy solution \hat{S}_k satisfies $\text{Cov}_{\mathcal{R}}(\hat{S}_k) \geq (1 - 1/e)\text{Cov}_{\mathcal{R}}(S_k^*)$. It follows that

$$\hat{\mathbb{I}}(\hat{S}_k) \geq (1 - 1/e)\hat{\mathbb{I}}(S_k^*).$$

Extend (35) and use the assumption (37).

$$\begin{aligned} \mathbb{I}(\hat{S}_k) &\geq \hat{\mathbb{I}}(\hat{S}_k) - \epsilon_a\mathbb{I}(\hat{S}_k) \geq (1 - 1/e)\hat{\mathbb{I}}(S_k^*) - \epsilon_a\mathbb{I}(\hat{S}_k) \\ &\geq (1 - 1/e)\hat{\mathbb{I}}(S_k^*) - \epsilon_a(1 - 1/e - \epsilon)\text{OPT}_k \end{aligned} \quad (38)$$

Apply Eq. (36), we yield

$$\begin{aligned} \mathbb{I}(\hat{S}_k) &\geq (1 - 1/e)(1 - \epsilon_b)\mathbb{I}(S_k^*) - \epsilon_a(1 - 1/e - \epsilon)\text{OPT}_k \\ &= (1 - 1/e - (1 - 1/e - \epsilon)\epsilon_a + (1 - 1/e)\epsilon_b)\text{OPT}_k \\ &= (1 - 1/e - \epsilon)\text{OPT}_k \quad (\text{contradiction}) \end{aligned}$$

where $\epsilon = (1 - 1/e - \epsilon)\epsilon_a + (1 - 1/e)\epsilon_b$, or equivalently, $\epsilon = (1 - \frac{1}{e})\frac{\epsilon_a + \epsilon_b}{1 + \epsilon_a}$.

Thus, $\Pr[\mathbb{I}(\hat{S}_k) \geq (1 - 1/e - \epsilon)\text{OPT}_k] \geq 1 - (\delta_a + \delta_b)$.

Proof of Lemma 3

We follow the proof of the Stopping Rule Theorem in [29].

Since $\mathbb{I}_c(\hat{S}_k) = n\Lambda_2/T$, it suffices to show that

$$\Pr[T \leq \frac{n\Lambda_2}{(1 + \epsilon_2)\mathbb{I}(\hat{S}_k)}] \leq \frac{\delta_2}{3 \log_2 n}, \quad (39)$$

where $T \leq T_{max}$ is the number of RR sets generated.

Let $L = \lfloor \frac{n\Lambda_2}{(1 + \epsilon_2)\mathbb{I}(\hat{S}_k)} \rfloor$. From the definition of Λ_2 , we obtain that,

$$L = \lfloor \frac{n(1 + (1 + \epsilon_2)(2 + \frac{2}{3}\epsilon_2) \ln(\frac{1}{\delta_2'})) \frac{1}{\epsilon_2^2}}{(1 + \epsilon_2)\mathbb{I}(\hat{S}_k)} \rfloor \quad (40)$$

$$\geq (2 + \frac{2}{3}\epsilon_2) \ln(\frac{1}{\delta_2'}) \frac{n}{\mathbb{I}(\hat{S}_k)\epsilon_2^2}. \quad (41)$$

Since T is an integer, $T \leq \frac{n\Lambda_2}{(1 + \epsilon_2)\mathbb{I}(\hat{S}_k)}$ if and only if $T \leq L$. But $T \leq L$ if and only if $\text{Cov}_L = \sum_{j=1}^L Z_j \geq \Lambda_2$. Thus,

$$\Pr[T \leq \frac{n\Lambda_2}{(1 + \epsilon_2)\mathbb{I}(\hat{S}_k)}] = \Pr[T \leq L] = \Pr[\text{Cov}_L \geq \Lambda_2] \quad (42)$$

$$= \Pr[\text{Cov}_L n/L \geq \Lambda_2 n/L] \quad (43)$$

$$\leq \Pr[\hat{\mu}_L \geq (1 + \epsilon_2)\mu]. \quad (44)$$

Apply the Chernoff's bound in Lem. 2 on the last probability and note that $L \geq (2 + \frac{2}{3}\epsilon_2) \ln(\frac{1}{\delta_2'}) \frac{n}{\mathbb{I}(\hat{S}_k)\epsilon_2^2}$, we achieve the following bound,

$$\Pr[\hat{\mu}_L \geq (1 + \epsilon_2)\mu] \leq \delta_2' = \frac{\delta_2}{3 \log_2 n}. \quad (45)$$

Thus, we have,

$$\Pr[\mathbb{I}_c(\hat{S}_k) \geq (1 + \epsilon_2)\mathbb{I}(\hat{S}_k)] \leq \frac{\delta_2}{3 \log_2 n}, \quad (46)$$

which completes the proof of Lem. 3.

Proof of Lemma 6

Note that there are $|\mathcal{R}|$ RR sets to estimate the influence of the optimal solution S_k^* . We use Chernoff-Hoeffding's inequality (Lem. 2) on the optimal solution, S_k^* , with random variable $Z = \min\{1, |R_j \cap S_k^*|\}$ and $\mu_Z = \text{OPT}_k/n$ to obtain

$$\Pr[\hat{\mathbb{I}}(S_k^*) \leq (1 - \epsilon_3^{(i)})\text{OPT}_k] \leq e^{-\frac{|\mathcal{R}|\text{OPT}_k(\epsilon_3^{(i)})^2}{2n}} \leq \delta/(3i_{max}), \quad (47)$$

which completes the proof of Lem. 6.

Proof of Theorem 2

Assume that none of the bad events in Lemmas 4, 5, and 6 happens. By union bound, this assumption holds with probability at least

$$1 - (\delta/3 + \delta/(3i_{max}) \times 3i_{max} + \delta/(3i_{max}) \times 3i_{max}) = 1 - \delta.$$

We will show that $\mathbb{I}(\hat{S}_k) \geq (1 - 1/e - \epsilon)\text{OPT}_k$.

If SSA terminates with $|\mathcal{R}| \geq N_{max}$, since the bad event $[|\mathcal{R}| \geq N_{max} \text{ and } \mathbb{I}(\hat{S}_k) < (1 - 1/e - \epsilon)]$ (Lem. 4) does not happen, we have $\mathbb{I}(\hat{S}_k) \geq (1 - 1/e - \epsilon)\text{OPT}_k$.

Otherwise, SSA will stop due to the two stopping conditions (C1), Line 8 Alg. 1, and (C2), Line 11 Alg. 1.

Proving $\epsilon_3^{(t)} \leq \epsilon_3$. Since the bad event in Lem. 5 does not happen, we have

$$\mathbb{I}_c(\hat{S}_k) \leq (1 + \epsilon_2)\mathbb{I}(\hat{S}_k).$$

Thus,

$$\hat{\mathbb{I}}(\hat{S}_k) = (1 + \epsilon_1)\mathbb{I}_c(\hat{S}_k) \leq (1 + \epsilon_1)(1 + \epsilon_2)\mathbb{I}(\hat{S}_k). \quad (48)$$

From the stopping condition (C1) $\text{Cov}_{\mathcal{R}}(\hat{S}_k) \geq \Lambda_1$, we have

$$\begin{aligned} \hat{\mathbb{I}}(\hat{S}_k) &= \frac{\text{Cov}_{\mathcal{R}}(\hat{S}_k)n}{|\mathcal{R}|} \geq \frac{\Lambda_1 n}{|\mathcal{R}|} = \frac{(1 + \epsilon_1)(1 + \epsilon_2)\Upsilon(\epsilon_3, \frac{\delta}{3i_{max}})n}{|\mathcal{R}|} \\ \Rightarrow |\mathcal{R}| &\geq \frac{\Lambda_1 n}{\hat{\mathbb{I}}(\hat{S}_k)} = \frac{(1 + \epsilon_1)(1 + \epsilon_2)\Upsilon(\epsilon_3, \frac{\delta}{3i_{max}})n}{\hat{\mathbb{I}}(\hat{S}_k)} \end{aligned} \quad (49)$$

Combine with Eq. (48), we obtain

$$\begin{aligned} |\mathcal{R}| &\geq \frac{(1 + \epsilon_1)(1 + \epsilon_2)\Upsilon(\epsilon_3, \frac{\delta}{3i_{max}})n}{(1 + \epsilon_1)(1 + \epsilon_2)\mathbb{I}(\hat{S}_k)} \\ &= \frac{\Upsilon(\epsilon_3, \frac{\delta}{3i_{max}})n}{\mathbb{I}(\hat{S}_k)} \geq \frac{\Upsilon(\epsilon_3, \frac{\delta}{3i_{max}})n}{\text{OPT}_k}. \end{aligned}$$

Substitute the above into the definition of $\epsilon_3^{(t)}$. We have

$$\epsilon_3^{(t)} = \sqrt{\frac{2n \ln \frac{3i_{max}}{\delta}}{|\mathcal{R}|\text{OPT}_k}} \leq \sqrt{\frac{2n \ln \frac{3i_{max}}{\delta}}{\frac{\Upsilon(\epsilon_3, \frac{\delta}{3i_{max}})n}{\text{OPT}_k}\text{OPT}_k}} \leq \epsilon_3. \quad (50)$$

Proving the approximation ratio. Combine the above with the assumption that the bad event in the Lem. 6 does not happen, we have

$$\hat{\mathbb{I}}(S_k^*) \geq (1 - \epsilon_3^{(t)})\text{OPT}_k \geq (1 - \epsilon_3)\text{OPT}_k. \quad (51)$$

Let $\epsilon_a = \epsilon_1 + \epsilon_2 + \epsilon_1\epsilon_2$. We can rewrite Eq. (48) into

$$\hat{\mathbb{I}}(\hat{S}_k) \leq (1 + \epsilon_a)\mathbb{I}(\hat{S}_k).$$

Follow the same contradiction proof in the Theorem 1 with ϵ_a and $\epsilon_b = \epsilon_3$, we have $\mathbb{I}(\hat{S}_k) \geq (1 - 1/e - \epsilon)\text{OPT}_k$, where $\epsilon = (1 - \frac{1}{e})\frac{\epsilon_a + \epsilon_b}{1 + \epsilon_a} = (1 - \frac{1}{e})\frac{\epsilon_1 + \epsilon_2 + \epsilon_1\epsilon_2 + \epsilon_3}{(1 + \epsilon_1)(1 + \epsilon_2)}$.

Therefore, $\Pr[\mathbb{I}(\hat{S}_k) \geq (1 - 1/e - \epsilon)\text{OPT}_k] \geq 1 - \delta$.

Proof of Lemma 7

Since $|\mathcal{R}| \geq T_1$ implies

$$\Pr[\hat{\mathbb{I}}_{\mathcal{R}}(S_k^*) \geq (1 - \epsilon_b)\text{OPT}_k] \geq 1 - \delta_b.$$

From the assumption that $1/\delta = \Omega(\ln n)$ and the fact that $i_{max} \leq 2\log_2 n$ and $\delta_b \leq \delta$, we have

$$\begin{aligned} \Upsilon(\epsilon_0, \frac{\delta}{3i_{max}}) &= (2 + 2/3\epsilon_0)\frac{1}{\epsilon_0^2} \ln \frac{3i_{max}}{\delta} \\ &\leq 3\frac{\epsilon_b^2}{\epsilon_0^2} \frac{1}{\epsilon_0^2} (\ln 1/\delta + \ln 3i_{max}) = O(\Upsilon(\epsilon_b, \delta_b)) \end{aligned} \quad (52)$$

The values of ϵ_2, ϵ_3 specified later at the end of Theorem 3 will guarantee that $\frac{\epsilon_b^2}{\epsilon_0^2}$ is also a constant that depends only on ϵ_b .

Apply Corollary 2, we have $T_1 = \Omega(\Upsilon(\epsilon_b, \delta_b)\frac{n}{\text{OPT}_k})$. Thus,

$$\begin{aligned} T_{\text{SSA}} &= \max\{T_1, \alpha\Upsilon(\epsilon_0, \frac{\delta}{3i_{max}})\frac{n}{\text{OPT}_k}\} \\ &= O(\Upsilon(\epsilon_b, \delta_b))\frac{n}{\text{OPT}_k} = O(T_1) \end{aligned} \quad (53)$$

This yields the proof.

Proof of Theorem 3

SSA stops when either $|\mathcal{R}| \geq N_{max}$ or all the following stopping conditions hold simultaneously.

- $\text{Cov}_{\mathcal{R}}(\hat{S}_k) \geq \Lambda_1 = \Theta(\Upsilon(\epsilon_3, \frac{\delta}{3i_{max}}))$ (Condition C1)
- $\text{Estimate-Inf}(G, \hat{S}_k, \epsilon_2, \delta'_2, T_{max})$ returns an estimation $\mathbb{I}_c(\hat{S}_k)$ but not -1 . (Line 10, Alg. 1).
- $\hat{\mathbb{I}}(\hat{S}_k) \leq (1 + \epsilon_1)\mathbb{I}_c(\hat{S}_k)$ (Condition C2).

Assume $|\mathcal{R}| \geq T_{\text{SSA}} = O(T_1)$ (Lem. 7). If $T_{\text{SSA}} \geq N_{max}$, then SSA will stop within $O(T_1)$ samples. Otherwise, $|\mathcal{R}| \geq T_{\text{SSA}}$ at some iteration $i \leq i_{max}$.

Assume that none of the bad events in Lemmas 5, 6, 8, and Eqs. (85), and Eq. (86) happen. By union bound, the assumption holds with a probability at least

$$1 - (\frac{\delta}{3i_{max}}3i_{max} + \frac{\delta}{3i_{max}}3i_{max} + \frac{\delta}{3i_{max}}3i_{max} + \delta_a + \delta_b) \geq 1 - 2\delta.$$

Since the bad events in Eqs. (28) and (29) do not happen,

$$\hat{\mathbb{I}}(\hat{S}_k) \leq (1 + \epsilon_a)\mathbb{I}(\hat{S}_k), \quad (54)$$

$$\hat{\mathbb{I}}(S_k^*) \geq (1 - \epsilon_b)\text{OPT}_k, \text{ and} \quad (55)$$

Similar to the proof of Theorem 1, it follows that

$$\mathbb{I}(\hat{S}_k) \geq (1 - 1/e - \epsilon)\text{OPT}_k \quad (56)$$

Condition C1: From the $(1 - 1/e)$ approximation guarantee of the Max-Coverage algorithm, it follows that

$$\text{Cov}_{\mathcal{R}}(\hat{S}_k) \geq (1 - 1/e)\text{Cov}_{\mathcal{R}}(S_k^*)$$

From Eq. (55),

$$\text{Cov}_{\mathcal{R}}(S_k^*) \geq (1 - \epsilon_b)\frac{\text{OPT}_k}{n}|\mathcal{R}|.$$

Thus,

$$\begin{aligned} \text{Cov}_{\mathcal{R}}(\hat{S}_k) &\geq (1 - 1/e)(1 - \epsilon_b)\frac{\text{OPT}_k}{n}|\mathcal{R}| \\ &\geq (1 - 1/e)(1 - \epsilon)\frac{\text{OPT}_k}{n}\alpha\Upsilon(\epsilon_0, \frac{\delta}{3i_{max}})\frac{n}{\text{OPT}_k} \\ &\geq (1 - 1/e)(1 - \epsilon)\alpha\Upsilon(\epsilon_3, \frac{\delta}{3i_{max}}) \text{ (since } \epsilon_0 \leq \epsilon_3) \end{aligned}$$

Select $\alpha > \frac{(1 + \epsilon_1)(1 + \epsilon_2)}{(1 - 1/e)(1 - \epsilon)}$, we have

$$\text{Cov}_{\mathcal{R}}(\hat{S}_k) > \Lambda_1 = (1 + \epsilon_1)(1 + \epsilon_2)\Upsilon(\epsilon_3, \frac{\delta}{3i_{max}}) \quad (57)$$

Termination of Estimate-Inf: We show that **Estimate-Inf** does not return -1 . If **Estimate-Inf** terminates in line 7, Algo. 3, for some $T < T_{max}$, then nothing left to prove. Otherwise, we show that when $|\mathcal{R}_c| = T_{max}$, then

$$\text{Cov}_{\mathcal{R}_c}(\hat{S}_k) \geq \Lambda_2 = 1 + (1 + \epsilon_2)\Upsilon(\epsilon_2, \frac{\delta}{3i_{max}}) \text{ (Line 2, Algo. 3),}$$

and, hence, **Estimate-Inf** returns an estimate but not -1 .

By definition of T_{SSA} ,

$$|\mathcal{R}| \geq T_{\text{SSA}} \geq \alpha\Upsilon(\epsilon_0, \frac{\delta}{3i_{max}})\frac{n}{\text{OPT}_k} \geq \alpha\Upsilon(\epsilon_2, \frac{\delta}{3i_{max}})\frac{n}{\text{OPT}_k}.$$

The last inequality is due to $\epsilon_0 \leq \epsilon_2$. Thus,

$$T_{max} = 2|\mathcal{R}| \frac{1 + \epsilon_2}{1 - \epsilon_2} \frac{\epsilon_3^2}{\epsilon_2^2} \geq 2\alpha\Upsilon(\epsilon_2, \frac{\delta}{3i_{max}})\frac{\epsilon_3^2}{\epsilon_2^2} \frac{n}{\text{OPT}_k}. \quad (58)$$

Select large enough α , says $\alpha > \frac{\epsilon_3^2}{\epsilon_2^2}$, we obtain

$$\epsilon_2^{(i)} = \sqrt{\frac{(\ln 1/\delta + \ln 3i_{max})n}{T_{max}}}\mathbb{I}(\hat{S}_k) \leq \epsilon_2$$

Since the bad event in Lem. 8 does not happen we have

$$\mathbb{I}_c(\hat{S}_k) \geq (1 - \epsilon_2^{(i)})\mathbb{I}(\hat{S}_k)$$

Since $\epsilon_2^{(i)} \leq \epsilon_2$, it follows that

$$\mathbb{I}_c(\hat{S}_k) \geq (1 - \epsilon_2)\mathbb{I}(\hat{S}_k) \quad (59)$$

and $\hat{\mathbb{I}}_c(\hat{S}_k) = \frac{\text{Cov}_{\mathcal{R}_c}(\hat{S}_k)n}{|\mathcal{R}_c|}$, we have

$$\text{Cov}_{\mathcal{R}_c}(\hat{S}_k) \geq (1 - \epsilon_2)\frac{\mathbb{I}(\hat{S}_k)}{n}|\mathcal{R}_c| = (1 - \epsilon_2)\frac{\mathbb{I}(\hat{S}_k)}{n}T_{max}$$

From Eqs. (56) and (58),

$$\begin{aligned} \text{Cov}_{\mathcal{R}_c}(\hat{S}_k) &\geq (1 - \epsilon_2)\frac{(1 - \frac{1}{e} - \epsilon)\text{OPT}_k}{n}2\alpha\Upsilon(\epsilon_2, \frac{\delta}{3i_{max}})\frac{\epsilon_3^2}{\epsilon_2^2}\frac{n}{\text{OPT}_k} \\ &\geq 1 + (1 + \epsilon_2)\Upsilon(\epsilon_2, \frac{\delta}{3i_{max}}). \end{aligned} \quad (60)$$

Here, we select $\alpha > 1 + \frac{\epsilon_3^2}{\epsilon_2^2} \frac{1}{2(1 - \epsilon_2)(1 - 1/e - \epsilon)}$.

Condition C2: We show that the condition C2, $\hat{\mathbb{I}}(\hat{S}_k) \leq (1 + \epsilon_1)\mathbb{I}_c(\hat{S}_k)$, in line 11, Algo. 1 is satisfied with proper selection of $\epsilon_1, \epsilon_2, \epsilon_3$. The condition C2 is equivalent to

$$\frac{\hat{\mathbb{I}}(\hat{S}_k)}{\mathbb{I}_c(\hat{S}_k)} - 1 \leq \epsilon_1 \Leftrightarrow \frac{\hat{\mathbb{I}}(\hat{S}_k)}{\mathbb{I}(\hat{S}_k)} \frac{\mathbb{I}(\hat{S}_k)}{\mathbb{I}_c(\hat{S}_k)} - 1 \leq \epsilon_1$$

From Eqs. (54) and (59), we have

$$\frac{\hat{\mathbb{I}}(\hat{S}_k)}{\mathbb{I}(\hat{S}_k)} - 1 \leq (1 + \epsilon_a) \frac{1}{1 - \epsilon_2} - 1 = \frac{\epsilon_a + \epsilon_2}{1 - \epsilon_2}$$

Set $\epsilon_1 = \frac{\epsilon_a + \epsilon_b/2}{1 - \epsilon_b/2}$, $\epsilon_2 = \epsilon_b/2$, $\epsilon_3 = \frac{\epsilon_b^2}{2 - \epsilon_b}$, the following holds

$$\begin{cases} \epsilon_1 \in (0, \infty), \epsilon_2, \epsilon_3 \in (0, 1) \\ (1 - \frac{1}{e}) \frac{\epsilon_a + \epsilon_b}{1 + \epsilon_a} = (1 - \frac{1}{e}) \frac{\epsilon_1 + \epsilon_2 + \epsilon_1 \epsilon_2 + \epsilon_3}{(1 + \epsilon_1)(1 + \epsilon_2)} = \epsilon \\ \frac{\hat{\mathbb{I}}(\hat{S}_k)}{\mathbb{I}_c(\hat{S}_k)} - 1 \leq \frac{\epsilon_a + \epsilon_2}{1 - \epsilon_2} = \epsilon_1 \end{cases} \quad (61)$$

Thus, SSA with the setting in (61) will stop with a probability at least $1 - 2\delta$ if $|\mathcal{R}| \geq T_{\text{SSA}} = O(N_1(\epsilon_a, \epsilon_b, \delta_a, \delta_b))$.

Constants Justification: The factors that are assumed to be constants within our proofs for SSA are 1) the factor $3 \frac{\epsilon_b^2}{\epsilon_3}$ in Eq. (52), 2) $\alpha > \frac{(1 + \epsilon_1)(1 + \epsilon_2)}{(1 - 1/e)(1 - \epsilon)}$ before Eq. (57), 3) $\alpha > \frac{\epsilon_3}{\epsilon_2}$, after Eq. (58), 4) $\alpha > 1 + \frac{\epsilon_2^2}{\epsilon_3} \frac{1}{2(1 - \epsilon_2)(1 - 1/e - \epsilon)}$, after Eq. (60). With the above setting of $\epsilon_1, \epsilon_2, \epsilon_3$, we can verify that those factors are constants that depend only on ϵ, ϵ_a , and ϵ_b .

Proof of Lemma 10

$$\begin{aligned} t_{\max} &= \log_2 \left(\frac{2N_{\max}}{\Upsilon(\epsilon, \delta/3)} \right) \\ &= \log_2 \left(2 \left(2 - \frac{1}{e}\right)^2 \frac{(2 + \frac{2}{3}\epsilon)n \cdot \frac{\ln(6/\delta) + \ln(\frac{n}{k})}{k\epsilon^2}}{(2 + \frac{2}{3}\epsilon) \ln(\frac{3}{\delta}) \frac{1}{\epsilon^2}} \right) \\ &= \log_2 \left(2 \left(2 - \frac{1}{e}\right)^2 \frac{n(\ln(6/\delta) + \ln(\frac{n}{k}))}{k \ln(3/\delta)} \right) \\ &\leq \log_2 \left(2 \left(2 - \frac{1}{e}\right)^2 \frac{n(\ln(6/\delta) + k \ln n)}{k \ln(3/\delta)} \right) \\ &\leq 2 \log_2 n + 2 = O(\log_2 n) \end{aligned} \quad (62)$$

The last inequality follows from our assumption $1/\delta = \Omega(\log_2 n)$.

Proof of Lemma 11

One can verify that $f(x)$ is a strictly decreasing function for $x > 0$. Moreover, $f(0) = 1$ and $\lim_{x \rightarrow \infty} f(x) = 0$. Thus, the equation $f(x) = \frac{\delta}{3t_{\max}}$ has a *unique solution* for $0 < \delta < 1$ and $t_{\max} \geq 1$.

Bound the probability of $B_t^{(2)}$: Note that $\hat{\epsilon}_t$ and the samples generated in \mathcal{R}_t^c are independent. Thus, we can apply the concentration inequality in Eq. (5):

$$\Pr[\mathbb{I}_t^c(\hat{S}_k) \geq (1 + \hat{\epsilon}_t)\mathbb{I}(\hat{S}_k)] \leq \exp \left(-\frac{N_t \mathbb{I}(\hat{S}_k) \hat{\epsilon}_t^2}{(2 + \frac{2}{3}\hat{\epsilon}_t)n} \right) = \frac{\delta}{3t_{\max}}$$

The last equation is due to the definition of $\hat{\epsilon}_t$.

Bound the probability of $B_t^{(3)}$: Since ϵ_t^* is fixed and independent from the generated samples, we have

$$\begin{aligned} \Pr[\hat{\mathbb{I}}_t(S_k^*) \leq (1 - \epsilon_t^*)\text{OPT}_k] &\leq \exp \left(-\frac{|\mathcal{R}_t| \text{OPT}_k \epsilon_t^{*2}}{2n} \right) \\ &= \exp \left(-\frac{\Lambda 2^{t-1} \text{OPT}_k \epsilon^2 n}{2n 2^{t-1} \text{OPT}_k} \right) \\ &= \exp \left(-\frac{(2 + \frac{2}{3}\epsilon) \ln(\frac{3t_{\max}}{\delta}) \frac{1}{\epsilon^2} 2^{t-1} \text{OPT}_k \epsilon^2 n}{2(1 + \epsilon/3)n 2^{t-1} \text{OPT}_k} \right) \\ &\leq \exp \left(-\ln \frac{3t_{\max}}{\delta} \right) = \frac{\delta}{3t_{\max}}, \end{aligned} \quad (63)$$

$$\leq \exp \left(-\ln \frac{3t_{\max}}{\delta} \right) = \frac{\delta}{3t_{\max}}, \quad (64)$$

which completes the proof of Lemma 11.

Proof of Lemma 12

Since the bad event $B_t^{(2)}$ doesn't happen, we have

$$\hat{\mathbb{I}}_t^{(c)}(\hat{S}_k) \leq (1 + \hat{\epsilon}_t)\mathbb{I}(\hat{S}_k) \Rightarrow \text{Cov}_{\mathcal{R}_t^c}(\hat{S}_k) \leq (1 + \hat{\epsilon}_t)N_t \frac{\mathbb{I}(\hat{S}_k)}{n}$$

When D-SSA stops with $\epsilon_t \leq \epsilon$, it must satisfy the condition on line 9 of D-SSA

$$\text{Cov}_{\mathcal{R}_t^c}(\hat{S}_k) \geq \Lambda_1.$$

Thus, we have

$$(1 + \hat{\epsilon}_t)N_t \frac{\mathbb{I}(\hat{S}_k)}{n} \geq \Lambda_1 = 1 + (1 + \epsilon) \frac{2 + 2/3\epsilon}{\epsilon^2} \ln \frac{3t_{\max}}{\delta} \quad (65)$$

From the definition of $\hat{\epsilon}_t$, it follows that

$$N_t = \frac{2 + 2/3\hat{\epsilon}_t}{\hat{\epsilon}_t^2} \ln \left(\frac{3t_{\max}}{\delta} \right) \frac{n}{\mathbb{I}(\hat{S}_k)} \quad (66)$$

Substitute the above into (65) and simplify, we obtain:

$$(1 + \hat{\epsilon}_t) \frac{2 + 2/3\hat{\epsilon}_t}{\hat{\epsilon}_t^2} \ln \left(\frac{3t_{\max}}{\delta} \right) \quad (67)$$

$$\geq (1 + \epsilon) \frac{2 + 2/3\epsilon}{\epsilon^2} \ln \frac{3t_{\max}}{\delta} + 1 \quad (68)$$

Since the function $(1 + x) \frac{2 + 2/3x}{x^2}$ is a decreasing function for $x > 0$, it follows that $\hat{\epsilon}_t < \epsilon$.

Proof of Theorem 5

Assume that none of the bad events $B^{(1)}, B_t^{(2)}, B_t^{(3)}$ ($t = 1..t_{\max}$) in Lemmas 9 and 11 happens. Apply union bound, the probability that the assumption holds is at least

$$1 - (\delta/3 + (\delta/(3t_{\max}) + \delta/(3t_{\max})) \times t_{\max}) \geq 1 - \delta \quad (69)$$

We shall show that the returned \hat{S}_k is a $(1 - 1/e - \epsilon)$ -approximation solution. If D-SSA stops with $|\mathcal{R}_t| \geq N_{\max}$, \hat{S}_k is a $(1 - 1/e - \epsilon)$ -approximation solution, since the bad event $B^{(1)}$ does not happen.

Otherwise, D-SSA stops at some iteration t and $\epsilon_t \leq \epsilon$. We use contradiction method. Assume that

$$\mathbb{I}(\hat{S}_k) < (1 - 1/e - \epsilon)\text{OPT}_k. \quad (70)$$

The proof will continue in the following order

- (A) $\mathbb{I}(\hat{S}_k) \geq (1 - 1/e - \epsilon'_t)\text{OPT}_k$
where $\epsilon'_t = (\epsilon_1 + \hat{\epsilon}_t + \epsilon_1 \hat{\epsilon}_t)(1 - 1/e - \epsilon) + (1 - 1/e)\epsilon_t^*$.
- (B) $\hat{\epsilon}_t \leq \epsilon_2$ and $\epsilon_t^* \leq \epsilon_3$.
- (C) $\epsilon'_t \leq \epsilon_t \leq \epsilon \Rightarrow \mathbb{I}(\hat{S}_k) \geq (1 - \frac{1}{e} - \epsilon)\text{OPT}_k$ (*contradiction*).

Proof of (A). Since the bad events $B_t^{(2)}$ and $B_t^{(3)}$ do not happen, we have

$$\hat{\mathbb{I}}_t^{(c)}(\hat{S}_k) \leq (1 + \hat{\epsilon}_t)\mathbb{I}(\hat{S}_k), \text{ and} \quad (71)$$

$$\hat{\mathbb{I}}_t(S_k^*) \leq (1 - \epsilon_t^*)\text{OPT}_k. \quad (72)$$

Since $\epsilon_1 \leftarrow \hat{\mathbb{I}}_t(\hat{S}_k)/\mathbb{I}_t^c(\hat{S}_k) - 1$, it follows from (71) that

$$\hat{\mathbb{I}}_t(\hat{S}_k) = (1 + \epsilon_1)\mathbb{I}_t^c(\hat{S}_k) \leq (1 + \epsilon_1)(1 + \hat{\epsilon}_t)\mathbb{I}(\hat{S}_k)$$

Expand the right hand side and apply (70), we obtain

$$\begin{aligned} \mathbb{I}(\hat{S}_k) &\geq \hat{\mathbb{I}}_t(\hat{S}_k) - (\epsilon_1 + \hat{\epsilon}_t + \epsilon_1 \hat{\epsilon}_t) \mathbb{I}(\hat{S}_k) \\ &\geq \hat{\mathbb{I}}_t(\hat{S}_k) - (\epsilon_1 + \hat{\epsilon}_t + \epsilon_1 \hat{\epsilon}_t)(1 - 1/e - \epsilon) \text{OPT}_k \end{aligned}$$

Since the greedy algorithm in the Max-Coverage guarantees a $(1 - 1/e)$ -approximation, $\hat{\mathbb{I}}_t(\hat{S}_k) \geq (1 - 1/e) \mathbb{I}_t^c(\hat{S}_k)$. Thus

$$\begin{aligned} \mathbb{I}(\hat{S}_k) &\geq (1 - 1/e) \hat{\mathbb{I}}_t(\hat{S}_k) - (\epsilon_1 + \hat{\epsilon}_t + \epsilon_1 \hat{\epsilon}_t)(1 - 1/e - \epsilon) \text{OPT}_k \\ &\geq (1 - 1/e)(1 - \epsilon_t^*) \text{OPT}_k - (\epsilon_1 + \hat{\epsilon}_t + \epsilon_1 \hat{\epsilon}_t)(1 - 1/e - \epsilon) \text{OPT}_k \\ &\geq (1 - 1/e - \epsilon_t') \text{OPT}_k, \end{aligned}$$

where $\epsilon_t' = (\epsilon_1 + \hat{\epsilon}_t + \epsilon_1 \hat{\epsilon}_t)(1 - 1/e - \epsilon) + (1 - 1/e) \epsilon_t^*$.

Proof of (B). We show that $\hat{\epsilon}_t \leq \epsilon_2$. Since, $\epsilon_2 = \epsilon \sqrt{\frac{n(1+\epsilon)}{2^{t-1} \mathbb{I}_t^c(\hat{S}_k)}}$, we have

$$\frac{1}{\epsilon^2} = \frac{1}{\epsilon_2^2} \frac{n}{2^{t-1}} \frac{1+\epsilon}{\mathbb{I}_t^c(\hat{S}_k)}.$$

Expand the number of RR sets in iteration t , $N_t = 2^{t-1} \Lambda$, and apply the above equality, we have

$$N_t = 2^{t-1} (2 + 2/3\epsilon) \frac{1}{\epsilon^2} \ln \frac{3t_{max}}{\delta} \quad (73)$$

$$= 2^{t-1} (2 + 2/3\epsilon) \frac{1}{\epsilon_2^2} \frac{n}{2^{t-1}} \frac{1+\epsilon}{\mathbb{I}_t^c(\hat{S}_k)} \ln \frac{3t_{max}}{\delta} \quad (74)$$

$$= (2 + 2/3\epsilon) \frac{1}{\epsilon_2^2} \frac{(1+\epsilon)n}{\mathbb{I}_t^c(\hat{S}_k)} \ln \frac{3t_{max}}{\delta} \quad (75)$$

On the other hand, according to Eq. (66), we also have,

$$N_t = \frac{2 + 2/3\hat{\epsilon}_t}{\hat{\epsilon}_t^2} \ln \left(\frac{3t_{max}}{\delta} \right) \frac{n}{\mathbb{I}(\hat{S}_k)}. \quad (76)$$

Thus

$$\begin{aligned} (2 + 2/3\epsilon) \frac{1}{\epsilon_2^2} \frac{1+\epsilon}{\mathbb{I}_t^c(\hat{S}_k)} &= \frac{2 + 2/3\hat{\epsilon}_t}{\hat{\epsilon}_t^2} \frac{1}{\mathbb{I}(\hat{S}_k)} \\ \Rightarrow \frac{\hat{\epsilon}_t^2}{\epsilon_2^2} &= \frac{2 + 2/3\hat{\epsilon}_t}{2 + 2/3\epsilon} \frac{\mathbb{I}_t^c(\hat{S}_k)}{(1+\epsilon)\mathbb{I}(\hat{S}_k)} \leq 1 \end{aligned}$$

The last step is due to Lemma 12, i.e., $\mathbb{I}_t^c(\hat{S}_k) \leq (1+\epsilon)\mathbb{I}(\hat{S}_k)$ and $\hat{\epsilon}_t \leq \epsilon$. Therefore, $\hat{\epsilon}_t \leq \epsilon_2$.

We show that $\epsilon_t^* \leq \epsilon_3$. According to the definition of ϵ_t^* and ϵ_3 , we have

$$\begin{aligned} \frac{(\epsilon_t^*)^2}{\epsilon_3^2} &= \frac{n}{(1+\epsilon/3)2^{t-1} \text{OPT}_k} / \frac{n(1+\epsilon)(1-1/e-\epsilon)}{(1+\epsilon/3)2^{t-1} \mathbb{I}_t^c(\hat{S}_k)} \\ &= \frac{\mathbb{I}_t^c(\hat{S}_k)}{\text{OPT}_k(1+\epsilon)(1-1/e-\epsilon)} \leq \frac{\mathbb{I}_t(\hat{S}_k)}{\text{OPT}_k(1-1/e-\epsilon)} \leq 1 \end{aligned}$$

The last two steps follow from Lem. 12, $\mathbb{I}_t^c(\hat{S}_k) \leq (1+\epsilon)\mathbb{I}(\hat{S}_k)$ and the assumption (70), respectively. Thus, $\epsilon_t^* \leq \epsilon_3$.

Proof of (C). Since $1 + \epsilon_1 = \hat{\mathbb{I}}_t(\hat{S}_k) / \mathbb{I}_t^c(\hat{S}_k) \geq 0$ and $\epsilon_2 \geq \hat{\epsilon}_t > 0$ and $\epsilon_3 \geq \epsilon_t^* > 0$, we have

$$\epsilon_t' = (\epsilon_1 + \hat{\epsilon}_t + \epsilon_1 \hat{\epsilon}_t)(1 - 1/e - \epsilon) + (1 - 1/e) \epsilon_t^* \quad (77)$$

$$= (\epsilon_1 + \hat{\epsilon}_t(1 + \epsilon_1))(1 - 1/e - \epsilon) + (1 - 1/e) \epsilon_t^* \quad (78)$$

$$\leq (\epsilon_1 + \epsilon_2(1 + \epsilon_1))(1 - 1/e - \epsilon) + (1 - 1/e) \epsilon_3 \quad (79)$$

$$= \epsilon_t \leq \epsilon. \quad (80)$$

Proof of Theorem 6

Since $T_2 \geq 1$, there exist $\epsilon_a^*, \epsilon_b^*, \delta_a^*, \delta_b^*$ that satisfy

$$N_{min}^{(1)}(\epsilon_a^*, \epsilon_b^*, \delta_a^*, \delta_b^*) = T_2, \quad (81)$$

$$\left(1 - \frac{1}{e}\right) \frac{\epsilon_a^* + \epsilon_b^*}{1 + \epsilon_a^*} = \epsilon \leq \frac{1}{4}, \quad (82)$$

$$\delta_a^* + \delta_b^* \leq \delta < \frac{1}{\log_2 n}. \quad (83)$$

Let $\epsilon_0 = \min\{\epsilon, \epsilon_b^*\}$, and

$$T_{D-SSA} = \max\{T_2, \alpha \Upsilon(\epsilon_0, \frac{\delta}{3t_{max}}) \frac{n}{\text{OPT}_k}\}, \quad (84)$$

for some constant α specified later. Note that $\frac{\epsilon_b^*}{\epsilon} \leq 1/(1 - 1/e)$. Similar to the proof in Lem. 7, we can show that

$$T_{D-SSA} = O(T_2)$$

under the *range conditions*.

From Def. 5 of the type-1 minimum threshold, if $|\mathcal{R}| \geq T_{D-SSA} \geq T_2$ then

$$\Pr[\hat{\mathbb{I}}(\hat{S}_k) > (1 + \epsilon_a^*) \mathbb{I}(\hat{S}_k)] \leq \delta_a^* \text{ and} \quad (85)$$

$$\Pr[\hat{\mathbb{I}}(S_k^*) < (1 - \epsilon_b^*) \text{OPT}_k] \leq \delta_b^*. \quad (86)$$

Similar to the proof of Theorem 1, it follows that

$$\mathbb{I}(\hat{S}_k) \geq (1 - 1/e - \epsilon) \text{OPT}_k \quad (87)$$

Assume that D-SSA reaches to a round $t \leq t_{max}$ with $|\mathcal{R}| = \Lambda 2^{t-1} \geq T_{D-SSA}$. If $T_{D-SSA} > N_{max}$ then D-SSA will stop and the proof is complete. Otherwise consider the bad events that $\mathbb{I}_t^c(\hat{S}_k) = \frac{\text{Cov}_{\mathcal{R}_t^c}(\hat{S}_k)_n}{|\mathcal{R}_t^c|}$ is an underestimate of $\mathbb{I}(\hat{S}_k)$. Specifically, define for each $t = 1, \dots, t_{max}$ the event

$$B_t^{(4)} = \left(\hat{\mathbb{I}}_t^c(\hat{S}_k) < (1 - \tilde{\epsilon}_t) \mathbb{I}(\hat{S}_k) \right),$$

where $\tilde{\epsilon}_t = \epsilon \sqrt{\frac{n}{(1+\epsilon/3)2^{t-1} \mathbb{I}(\hat{S}_k)}}$. Similar to the proof of Lem. 11, we can show that

$$\Pr[B_t^{(4)}] \leq \frac{\delta}{3t_{max}}.$$

Assume that neither the bad events in Eqs. (85) and (86) nor the bad events $B_t^{(2)}, B_t^{(3)}, B_t^{(4)}$ happen for any $t \in [1, t_{max}]$. Apply the union bound, this assumption holds with a probability at least

$$1 - (\delta_a^* + \delta_b^* + \frac{\delta}{3t_{max}} t_{max} + \frac{\delta}{3t_{max}} t_{max} + \frac{\delta}{3t_{max}} t_{max}) \geq 1 - 2\delta.$$

Under the above assumption, we will show that the two conditions D1 and D2 are met, and, thus, D-SSA will stop.

Condition D1: We will prove that $\text{Cov}_{\mathcal{R}_t^c}(\hat{S}_k) \geq \Lambda_1$. Since $|\mathcal{R}| \geq T_{D-SSA} \geq \alpha \Upsilon(\epsilon_0, \frac{\delta}{3t_{max}}) \frac{n}{\text{OPT}_k}$ and $\epsilon_0 \leq \epsilon$, we have

$$\begin{aligned} 2^{t-1} &\geq \frac{|\mathcal{R}|}{\Upsilon(\epsilon, \frac{\delta}{3t_{max}})} \geq \alpha \Upsilon(\epsilon_0, \frac{\delta}{3t_{max}}) \frac{n}{\text{OPT}_k} / \Upsilon(\epsilon, \frac{\delta}{3t_{max}}) \\ &\geq \alpha \frac{n}{\text{OPT}_k} \frac{\epsilon^2}{\epsilon_0^2} \end{aligned} \quad (88)$$

Select $\alpha > 9/(1 - 1/e - \epsilon)$ and apply Eq. 87, we have

$$\begin{aligned} \tilde{\epsilon}_t &= \epsilon \sqrt{\frac{n}{(1+\epsilon/3)2^{t-1} \mathbb{I}(\hat{S}_k)}} \\ &\leq \epsilon \sqrt{\frac{n}{(1+\epsilon/3) \alpha \frac{n}{\text{OPT}_k} \frac{\epsilon^2}{\epsilon_0^2} (1-1/e-\epsilon) \text{OPT}_k}} \leq \frac{\epsilon_0}{3} \end{aligned} \quad (89)$$

Since $B_t^{(4)}$ does not happen, we have

$$\hat{\mathbb{I}}_t^c(\hat{S}_k) \geq (1 - \tilde{\epsilon}_t)\mathbb{I}(\hat{S}_k). \quad (90)$$

We have

$$\begin{aligned} \text{Cov}_{\mathcal{R}_t^c}(\hat{S}_k) &= \frac{\text{Cov}_{\mathcal{R}_t^c}(\hat{S}_k)n |R_t^c|}{|R_t^c|n} = \hat{\mathbb{I}}_t^c(\hat{S}_k) \frac{|R_t^c|}{n} \\ &\geq (1 - \tilde{\epsilon}_t) \frac{\mathbb{I}(\hat{S}_k)}{n} \Upsilon\left(\epsilon, \frac{\delta}{3t_{max}}\right) 2^{t-1} \\ &\geq (1 - \epsilon/3)(1 - 1/e - \epsilon) \frac{\text{OPT}_k}{n} \Upsilon\left(\epsilon, \frac{\delta}{3t_{max}}\right) \alpha \frac{n}{\text{OPT}_k} \\ &\geq 1 + (1 + \epsilon) \Upsilon\left(\epsilon, \frac{\delta}{3t_{max}}\right) = \Lambda_1, \end{aligned}$$

when selecting $\alpha > 1 + \frac{1}{(1-1/e-\epsilon)(1-\epsilon/3)}$.

Condition D2: $\epsilon_t \leq \epsilon$. The condition D2 is equivalent to

$$\begin{aligned} (1 - 1/e) \frac{\epsilon_1 + \epsilon_2 + \epsilon_1 \epsilon_2 + \epsilon_3}{(1 + \epsilon_1)(1 + \epsilon_2)} &\leq \epsilon = (1 - 1/e) \frac{\epsilon_a^* + \epsilon_b^*}{1 + \epsilon_a^*} \\ \Leftrightarrow 1 - \frac{1 - \epsilon_3}{(1 + \epsilon_1)(1 + \epsilon_2)} &\leq 1 - \frac{1 - \epsilon_b^*}{1 + \epsilon_a^*} \\ \Leftrightarrow 1 - \epsilon_3 &\geq \frac{1 - \epsilon_b^*}{1 + \epsilon_a^*} (1 + \epsilon_1)(1 + \epsilon_2) \end{aligned} \quad (91)$$

From Eqs. (85), (90), and (89), we have

$$1 + \epsilon_1 = \frac{\hat{\mathbb{I}}(\hat{S}_k) \mathbb{I}(\hat{S}_k)}{\mathbb{I}(\hat{S}_k) \hat{\mathbb{I}}_t^c(\hat{S}_k)} \leq (1 + \epsilon_a^*) \frac{1}{1 - \tilde{\epsilon}_t} \leq \frac{1 + \epsilon_a^*}{1 - \epsilon_0/3} \leq \frac{1 + \epsilon_a^*}{1 - \epsilon_b^*/3}$$

Thus, it is sufficient to show that

$$\begin{aligned} 1 - \epsilon_3 &\geq \frac{1 - \epsilon_b^*}{1 + \epsilon_a^*} \frac{1 + \epsilon_a^*}{1 - \epsilon_b^*/3} (1 + \epsilon_2) \\ \Leftrightarrow (1 - \epsilon_3)(1 - \epsilon_b^*/3) &\geq (1 - \epsilon_b^*)(1 + \epsilon_2) \\ \Leftrightarrow \frac{2}{3} \epsilon_b^* + \frac{\epsilon_b^*}{3} \epsilon_3 + \epsilon_b^* \epsilon_2 &\geq \epsilon_2 + \epsilon_3 \end{aligned} \quad (92)$$

Apply the inequalities $2^{t-1} \geq \alpha \frac{n}{\text{OPT}_k}$, Eq. (88), and $\mathbb{I}(\hat{S}_k) \geq (1 - 1/e - \epsilon) \text{OPT}_k$, Eq. (87). For sufficiently large $\alpha > \frac{9(1+\epsilon)}{(1-1/e-\epsilon)}$, we have

$$\epsilon_2 = \epsilon \sqrt{\frac{n(1+\epsilon)}{2^{t-1} \mathbb{I}_t^c(\hat{S}_k)}} \leq \epsilon_0/3 \leq \epsilon_b^*/3 \quad (93)$$

$$\epsilon_3 = \epsilon \sqrt{\frac{n(1+\epsilon)(1-1/e-\epsilon)}{(1+\epsilon/3)2^{t-1} \mathbb{I}_t^c(\hat{S}_k)}} \leq \epsilon_0/3 \leq \epsilon_b^*/3 \quad (94)$$

Therefore, $\epsilon_2 + \epsilon_3 \leq 2/3 \epsilon_b^*$ and the inequality (92) holds. This completes the proof.