

PROGRAMMING WITH A DIFFERENTIABLE FORTH INTERPRETER

Matko Bošnjak, Tim Rocktäschel, Jason Naradowsky & Sebastian Riedel

Department of Computer Science
University College London
London, UK

{m.bosnjak, t.rocktaschel, j.narad, s.riedel}@cs.ucl.ac.uk

ABSTRACT

There are families of neural networks that can learn to compute any function, provided sufficient training data. However, given that in practice training data is scarce for all but a small set of problems, a core question is how to incorporate prior knowledge into a model. Here we consider the case of prior *procedural* knowledge, such as knowing the overall recursive structure of a sequence transduction program or the fact that a program will likely use arithmetic operations on real numbers to solve a task. To this end we present a differentiable interpreter for the programming language Forth. Through a neural implementation of the dual stack machine that underlies Forth, programmers can write program sketches with slots that can be filled with behaviour trained from program input-output data. As the program interpreter is end-to-end differentiable, we can optimize this behaviour directly through gradient descent techniques on user specified objectives, and also integrate the program into any larger neural computation graph. We show empirically that our interpreter is able to effectively leverage different levels of prior program structure and learn complex transduction tasks such as sequence sorting or addition with substantially less data and better generalisation over problem sizes. In addition, we introduce neural program optimisations based on symbolic computation and parallel branching that lead to significant speed improvements.

1 INTRODUCTION

A central goal of Artificial Intelligence is the creation of machines that learn as effectively from human instruction as they do from data. A recent and important step towards this goal is the invention of neural architectures that can learn to perform algorithms akin to traditional computers, using primitives such as memory access and stack manipulation (Graves et al., 2014; Joulin & Mikolov, 2015; Grefenstette et al., 2015; Kaiser & Sutskever, 2015; Kurach et al., 2015; Graves et al., 2016). These architectures can be trained through standard gradient descent methods, and enable machines to learn complex behavior from input-output pairs or program traces. In this context the role of the human programmer is often limited to providing training data. However, for many tasks training data is scarce. In these cases the programmer may have *partial* procedural background knowledge: one may know the rough structure of the program, or how to implement several sub-routines that are likely necessary to solve the task. For example, in visual programming, a user often knows a rough sketch of what they want to do, but need to fill in the specific components. In programming by demonstration (Lau et al., 2001) and programming with query languages (Neelakantan et al., 2015a) a user conforms to a larger set of conditions on the data, and needs to settle details. In all these scenarios, the question then becomes how to exploit this type of prior knowledge when learning algorithms.

To address the above question we present an approach that enables programmers to inject their procedural background knowledge into a neural network. In this approach the programmer specifies a program *sketch* (Solar-Lezama et al., 2005) in a traditional programming language. This sketch defines one part of the neural network behaviour. The other part is learned using training data. The core insight that enables this approach is the fact that most programming languages can be formulated

in terms of an abstract machine that executes the commands of the language. We implement these machines as neural networks, constraining parts of the networks to follow the sketched behaviour. The resulting neural programs are consistent with our prior knowledge and optimised with respect to the training data.

In this paper we focus on the programming language Forth (Brodie, 1980), a simple yet powerful stack-based language that is relatively close to machine code but enables modular programs and facilitates abstraction. Underlying Forth’s semantics is a simple abstract machine. We introduce the Forth Neural Abstract Machine ($\partial 4$), an implementation of this machine that is differentiable with respect to the transition it executes at each time step, as well as distributed input representations in the machine buffers. As sketches that users define are also differentiable, any underspecified program content contained within the sketch can be trained through backpropagation.

For two neural programming tasks introduced in previous work (Reed & de Freitas, 2015) we present Forth sketches that capture different degrees of prior knowledge. For example, we define only the general recursive structure of a sorting problem. We show that given only input-output pairs, $\partial 4$ can learn to fill the sketch and generalise well to problems of unseen size. We also use $\partial 4$ to investigate the type and degree of structure necessary when solving tasks, and show how symbolic execution can significantly improve execution time when applicable.

The contribution of our work is fourfold: i) we present a neural implementation of a dual stack machine underlying Forth, ii) we introduce Forth sketches for programming with partial procedural background knowledge, iii) we apply Forth sketches as a procedural prior on learning algorithms from data, and iv) we introduce program code optimisations based on symbolic execution that can speed up neural execution.

2 THE FORTH ABSTRACT MACHINE

Forth is a simple Turing-complete stack-based programming language (ANSI, 1994; Brodie, 1980). Its underlying abstract machine is represented by a state $S = (D, R, H, c)$, which contains two stacks: a data evaluation pushdown stack (*data stack*) D holds values for manipulation, and a return address pushdown stack (*return stack*) R assists with return pointers and subroutine calls. These are accompanied by a *heap* or random memory access buffer H , and a program counter c .

A Forth program P is a flat sequence of Forth *words* (i.e. commands) $P = w_1 \dots w_n$. The role of a word varies, encompassing language keywords, primitives, and user-defined subroutines (e.g. `DROP`, to discard the top element of the stack, or `DUP`, to duplicate the top element of the stack).¹ Each word w_i defines a transition function between machine states, $w_i : S \rightarrow S$. Therefore, a program P itself defines a transition function by simply applying the word at the current program counter to the current state. Although usually considered as a part of the heap H , we consider Forth programs P separately to ease the analysis.

An example of a Forth program that implements the Bubble sort algorithm, is shown in Listing 1, and a detailed description of how this program is executed by the Forth abstract machine is provided in Appendix B. Notice that while Forth provides common control structures such as looping and branching, these can always be reduced to low-level code that uses jumps and conditional jumps (using the words `BRANCH` and `BRANCH0`, respectively). Likewise, we can think of sub-routine definitions as code blocks tagged with a label, and their invocation amounts to jumping to the tagged label.

3 THE DIFFERENTIABLE FORTH ABSTRACT MACHINE

When a programmer writes a Forth program, they define a sequence of Forth words, *i.e.*, a sequence of *known* state transition functions. In other words, the programmer knows *exactly* how computation should proceed. To accommodate for cases when the developer’s procedural background knowledge is incomplete, we extend Forth to support the definition of a program *sketch*. As is the case with Forth programs, sketches are sequences of transition functions. However, a sketch may contain transition functions whose behavior is learned from data.

¹In this work, we restrict ourselves to a subset of all Forth words, detailed in Appendix A.

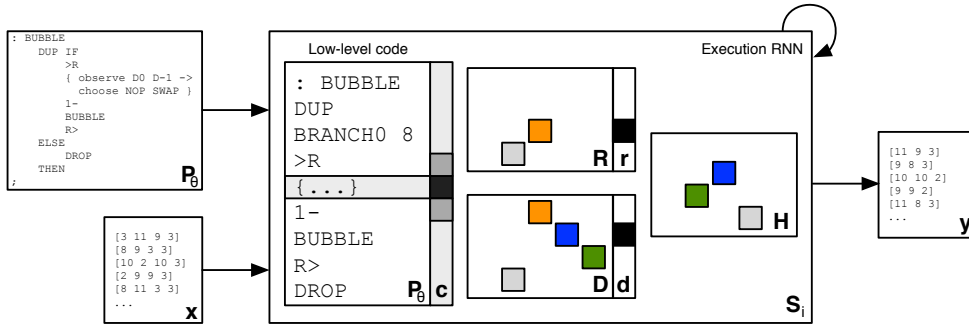


Figure 1: Neural Forth Abstract Machine. Forth sketch P_θ is translated to a low-level code, with the slot $\{ . . . \}$ substituted by a parametrised neural network. The slot is learnt from input-output examples (x, y) through the differentiable machine whose state S_i comprises the low-level code and program counter c , data stack D (with pointer d), return stack R (with pointer r), and the heap H .

To learn the behaviour of transition functions within a program we would like the machine output to be differentiable with respect to these functions (and possibly representations of inputs to the program). This enables us to choose parameterized transition functions such as neural networks, and efficiently train their parameters through backpropagation and gradient methods. To this end we first provide a continuous representation of the state of a Forth abstract machine. We then present a recurrent neural network (RNN) that models program execution on this machine, parametrised by the transition functions at each time step. Lastly, we discuss optimizations based on symbolic execution and the interpolation of conditional branches.

3.1 MACHINE STATE ENCODING

We map the symbolic machine state $S = (D, R, H, c)$ to a continuous representation $\mathbf{S} = (D, \mathcal{R}, \mathbf{H}, c)$ – into two differentiable stacks (with pointers), the data stack $D = (\mathbf{D}, d)$ and the return stack $\mathcal{R} = (\mathbf{R}, r)$, a heap \mathbf{H} , and an attention vector c indicating which word of the sketch P_θ is being executed at the current time step. All three memory structures, the data stack, the return stack and the heap, are based on differentiable flat memory buffers $\mathbf{M} \in \{\mathbf{D}, \mathbf{R}, \mathbf{H}\}$, where $\mathbf{D}, \mathbf{R}, \mathbf{H} \in \mathbb{R}^{l \times v}$, for a stack size l and a value size v . Each has a well-defined, differentiable read operation:

$$\text{read}_{\mathbf{M}}(\mathbf{a}) = \mathbf{a}^T \mathbf{M} \tag{1}$$

and write operation:

$$\text{write}_{\mathbf{M}}(\mathbf{x}, \mathbf{a}) : \mathbf{M} \leftarrow \mathbf{M} - (\mathbf{a} \otimes \mathbf{1}) \odot \mathbf{M} + \mathbf{x} \otimes \mathbf{a} \tag{2}$$

akin to the Neural Turing Machine (NTM) memory (Graves et al., 2014), where \otimes is the outer product, \odot is the Hadamard product, and \mathbf{a} is the address pointer.² In addition to the memory buffers \mathbf{D} and \mathbf{R} , the data stack and the return stack contain pointers to the current top-of-the-stack (TOS) element $d, r \in \mathbb{R}^l$. This allows us to implement pushing as writing a value \mathbf{x} into \mathbf{M} and incrementing the TOS pointer as follows:

$$\text{push}_{\mathbf{M}}(\mathbf{x}) : \text{write}_{\mathbf{M}}(\mathbf{x}, \mathbf{p}) \quad [\text{side-effect: } \mathbf{p} \leftarrow \text{inc}(\mathbf{p})] \tag{3}$$

where $\mathbf{p} \in \{d, r\}$, $\text{inc}(\mathbf{p}) = \mathbf{p}^T \mathbf{R}^+$, and $\text{dec}(\mathbf{p}) = \mathbf{p}^T \mathbf{R}^-$. and \mathbf{R}^+ and \mathbf{R}^- are increment and decrement matrices (left and right circular shift matrices).

Likewise, popping is realized by multiplying the TOS pointer and the memory buffer, and decreasing the TOS pointer:

$$\text{pop}_{\mathbf{M}}() = \text{read}_{\mathbf{M}}(\mathbf{p}) \quad [\text{side-effect: } \mathbf{p} \leftarrow \text{dec}(\mathbf{p})] \tag{4}$$

Finally, the program counter $c \in \mathbb{R}^p$ is a vector that, when one-hot, points to a single word in a program of length p , and is equivalent to the c vector of the symbolic state machine.³ We will use \mathcal{S} to denote the space of all continuous representations \mathbf{S} .

²The equal widths of \mathbf{H} and \mathbf{D} allow us to directly move vector representations of values between the heap and the stack.

³During training c can become distributed, and is considered as attention over the program code.

```

0 : BUBBLE ( a1 ... an n-1 -- one pass )
1   DUP IF >R
2     OVER OVER < IF SWAP THEN
3     R> SWAP >R 1- BUBBLE R>
4   ELSE
5     DROP
6   THEN
7 ;
8 : SORT ( a1 .. an n -- sorted )
9   1- DUP 0 DO >R R@ BUBBLE R> LOOP DROP
10 ;
11 2 4 2 7 4 SORT \ Example call

```

Listing 1: BubbleSort in Forth.

```

0 : BUBBLE ( a1 ... an n-1 -- one pass )
1   DUP IF >R
2     { observe D0 D-1 -> permute D-1 D0 R0 }
3     1- BUBBLE R>
4     \ ** Alternative sketch **
5     \ { observe D0 D-1 -> choose NOP SWAP }
6     \ R> SWAP >R 1- BUBBLE R>
7   ELSE
8     DROP
9   THEN
10 ;

```

Listing 2: BUBBLE sketch with trainable permutation (trainable comparison in comments).

Neural Forth Words It is straightforward to convert Forth words, defined as functions on discrete machine states, to functions operating on the continuous space \mathcal{S} . For example, consider the Forth word DUP, which duplicates the TOS element of the data stack. A differentiable version works by first calculating the value e on the TOS address of \mathbf{D} , as $e = \mathbf{d}^T \mathbf{D}$. It then shifts the stack pointer via $\mathbf{d} \leftarrow \text{inc}(\mathbf{d})$, and writes e to \mathbf{D} using $\text{write}_{\mathbf{D}}(e, \mathbf{d})$. We present the complete description of implemented Forth Words in Appendix A and their differentiable counterparts in Appendix C.

3.2 FORTH SKETCHES

We define a Forth sketch \mathbf{P}_θ as a sequence of continuous transition functions $\mathbf{P} = \mathbf{w}_1 \dots \mathbf{w}_n$. Here, $\mathbf{w}_i \in \mathcal{S} \rightarrow \mathcal{S}$ either corresponds to a neural Forth word, or is a trainable transition function. We will call these trainable functions *slots*, as they correspond to underspecified “slots” in the program code that need to be filled by learned behaviour.

We allow users to define a slot \mathbf{w} by specifying a pair of a state encoder \mathbf{w}_{enc} that produces a latent representation \mathbf{h} of the current machine state using a multi-layer perceptron, and a decoder \mathbf{w}_{dec} that consumes this representation to produce the next machine state. We hence have $\mathbf{w} = \mathbf{w}_{\text{dec}} \circ \mathbf{w}_{\text{enc}}$. To use slots within Forth program code we introduce a notation that reflects this decomposition. In particular, slots are defined using the syntax $\{ \text{encoder} \rightarrow \text{decoder} \}$ where *encoder* and *decoder* are specifications of the corresponding slot parts as described below.

Encoders We provide the following options for encoders:

- *static*: produces a static representation, independent of the actual machine state.
- *observe* $e_1 \dots e_m$: concatenates the elements $e_1 \dots e_m$ of the machine state. An element can be a stack item D_i at relative index i , a return stack item R_i , etc.

Decoders Users can specify the following decoders:

- *choose* $w_1 \dots w_m$: chooses from the Forth words $w_1 \dots w_m$. Takes an input vector \mathbf{h} of length m to produce a weighted combination of machine states $\sum_i^m h_i \mathbf{w}_i(\mathbf{S})$.
- *manipulate* $e_1 \dots e_m$: directly manipulates the machine state elements $e_1 \dots e_m$.
- *permute* $e_1 \dots e_m$: permutes the machine state elements $e_1 \dots e_m$.

3.3 THE EXECUTION RNN

We model execution using an RNN which produces a state \mathbf{S}_{i+1} conditioned on a previous state \mathbf{S}_i . It does so by first passing the current state to each function \mathbf{w}_i in the program, and then weighing each of the produced next states by the component of the program counter vector \mathbf{c}_i that corresponds to program index i , effectively using \mathbf{c} as an attention vector over code. Formally we have:

$$\mathbf{S}_{i+1} = \text{RNN}(\mathbf{S}_i, \mathbf{P}_\theta) = \sum_i \mathbf{c}_i \mathbf{w}_i(\mathbf{S}_i) \quad (5)$$

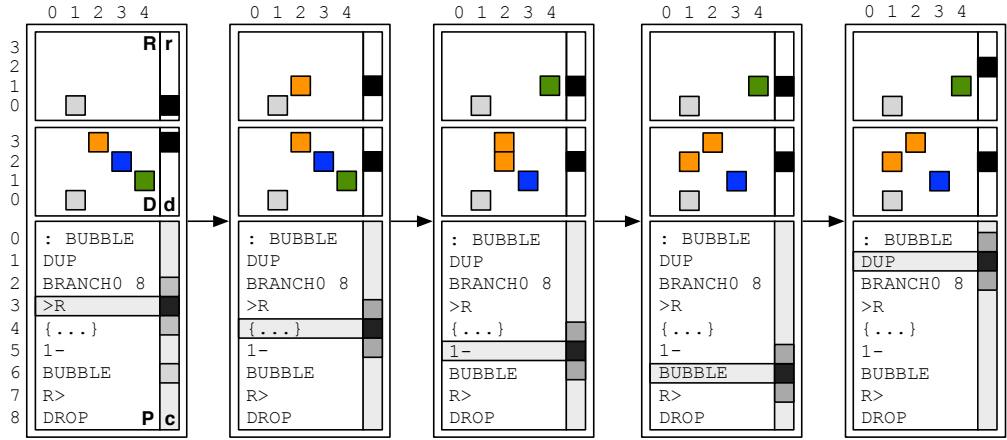


Figure 2: $\partial 4$ RNN execution of a Forth sketch. The pointers (d, r) and values (rows of R and D) are all in one-hot state, while the program counter maintains. Subsequent states are discretised for clarity. Here the slot $\{ . . . \}$ has learned its optimal behaviour.

Clearly this recursion, and its final state, are differentiable with respect to the program code P , and its inputs. Furthermore, for differentiable Forth programs it is easy to show that the final state of this RNN will correspond to the final state of a symbolic execution.

3.3.1 $\partial 4$ EXECUTION OF A BUBBLESORT SKETCH

Listing 2 defines the BUBBLE word as a sketch capturing several types of prior knowledge. In this section we describe the PERMUTE sketch. For instance, we assume BUBBLE involves a recursive call, that it terminates at length 1, and that the next BUBBLE call takes as input some function of the current length and the top two elements. In the sketch both the sequence to sort and its length minus 1, $n - 1$, are set on the data stack. After $n - 1$ is duplicated for further use, the machine tests whether $n - 1$ is non-zero (using IF, which consumes the TOS during the check). If $n - 1 > 0$, it is decremented, and stored on the R stack.

At this point the programmer only knows that a decision must be made based on the top two data stack elements $D0$ and $D-1$, and the top return stack, $R0$. Here the precise nature of this decision unknown, but is limited to variants of permutation of these elements, the output of which produce the input state to the recursive BUBBLE call (line 2 in Listing 2). At the culmination of the call, $R0$, the output of the learned slot behavior, is moved onto the data stack using $R>$, and execution proceeds to the next step.

Figure 2 illustrates how portions of this sketch are executed on the $\partial 4$ RNN. The program counter initially resides at 1- (line 3 in Listing 2), as indicated by the one-hot vector c , next to program P . Both data and return stack are partially filled (R has 1 element, D has 3), and we show the content both through horizontal one-hot vectors and their corresponding integer values. The vectors d and r point to the top of both stacks, and are in a one-hot state as well. In this execution trace the slot at line 4 is already showing optimal behaviour: it remembers the element on the return stack (4) is larger, and executes BUBBLE on the remaining sequence with the counter n subtracted by one, to 1.

3.4 PROGRAM CODE OPTIMIZATIONS

The $\partial 4$ RNN requires one time step per transition. After each time step the program counter is either incremented or decremented by one, or explicitly set or popped from the stack to jump. In turn a new machine state is calculated by executing all words in the program, and then weighting the result states by the activation of the program counter at the given word. This parallel execution of all words is expensive, and it is therefore advisable to avoid full RNN steps wherever possible. We use two strategies to significantly speed-up $\partial 4$.

Symbolic Execution Whenever we have a sequence of Forth words that contains no branch entry or exit points, we collapse this sequence to a single transition. We do this using symbolic execution (King, 1976): we first fill the stacks and heap of a standard Forth abstract machine with *symbols* representing arbitrary values (e.g. $D = d_1 \dots d_l$ and $R = r_1 \dots r_l$), and execute the sequence of Forth words on the machine. This results in a new symbolic state. We use this state, and its difference to the original state, to derive the transition function of the complete sequence. For example, the sequence $R > \text{SWAP} > R$ that swaps the top the data stack with the top of the return stack yields the symbolic state $D = r_1 d_2 \dots d_l$. and $R = d_1 r_2 \dots r_l$. Compared to the initial state we have only changed the top elements on both stacks, and hence the neural transition will only need to swap the top elements of \mathbf{D} and \mathbf{R} .

Interpolation of If-Branches When symbolic execution hits a branching point we generally cannot simply continue execution, as the branching behaviour will depend on the current machine state and we cannot symbolically resolve it. However, for branches arising from if-clauses that involve no function calls or loop structures, we can still avoid giving control back to the program counter and evaluating all words. We simply execute both branches in parallel, and then let the resulting state be the sum of the output states of both branches, weighted by the score given to the symbol TRUE expected on top of the data stack.

3.5 TRAINING

Our training procedure assumes input-output pairs of machine start and end states $(\mathbf{x}_i, \mathbf{y}_i)$ only. The output \mathbf{y}_i defines a target memory \mathbf{Y}_i^D and a target pointer \mathbf{y}_i^d on the data stack \mathbf{D} . Additionally, we may have a mask \mathbf{K}_i that indicates which components of the stack should be assessed and which should be ignored. For example, we do not care about values in the stack buffer above the target stack depth, dependent on \mathbf{y}_i^d . We use $\mathbf{D}_T(\theta, \mathbf{x}_i)$ and $\mathbf{d}_T(\theta, \mathbf{x}_i)$ to denote the final state of \mathbf{D} and \mathbf{d} after T steps of execution RNN, when using initial state \mathbf{x}_i , and define the loss function:

$$\mathcal{L}(\theta) = \sum_i \mathbf{K}_i \odot (\mathbf{D}_T(\theta, \mathbf{x}_i) - \mathbf{Y}_i^D)^2 + \sum_i (\mathbf{d}_T(\theta, \mathbf{x}_i) - \mathbf{y}_i^d)^2 \quad (6)$$

We can use backpropagation and any variant of SGD to optimise our loss function. Note that it is trivial to also provide supervision of the intermediate states (trace-level), as done by the Neural Program Interpreter Reed & de Freitas (2015).

4 EXPERIMENTS

We test $\partial 4$ on sorting and addition tasks presented in Reed & de Freitas (2015) with varying levels of program structure. The presented sketches were trained with Adam (Kingma & Ba, 2014), with gradient clipping and gradient noise (Neelakantan et al., 2015b). Hyperparameters were tuned via random search on a development variant of each task, 1000 epochs, repeating each experiment 5 times. During test time we employ memory element discretisation, replacing differentiable stacks and pointers with their discrete counterparts.

4.1 SORTING

Sorting sequences of digits is a hard task for RNNs such as LSTMs, as they fail to generalize to sequences that are marginally longer than the ones they have been trained on (Reed & de Freitas, 2015). We investigate several strong priors based on BubbleSort for this transduction task and present two $\partial 4$ sketches that enable us to learn sorting from only few training examples.

1. **PERMUTE**. Described in the Listing 2 code, the **PERMUTE** sketch specifies that three elements (the top two elements of the stack, and the top of the return stack) must be permuted based on the former’s values. Both the value comparison and the permutation behavior must be learned from input-output examples.
2. **COMPARE**. An alternative sketch is described in the Listing 2 comments (lines 5 and 6), which provides additional procedural prior knowledge. In contrast to **PERMUTE**, only the comparison between the top two elements on the stack must be learned.

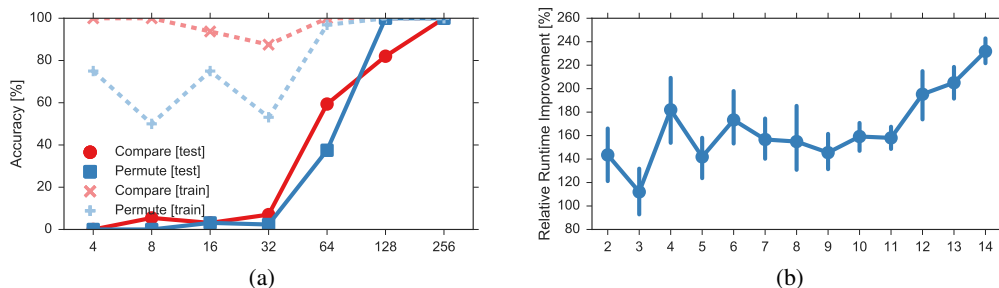


Figure 3: Train and test accuracy for varying number of training examples (a) and relative speed improvements of program code optimizations for different input sequence lengths (b).




Figure 4: Program Counter traces for a single example at different stages of training BubbleSort in Listing 2 (red: successive recursion calls to BUBBLE, green: successive returns from the recursion, and blue: calls to SORT). The last element in the last row is the halting command, which only gets executed after learning the correct slot behavior.

In both sketches, the outer loop can be specified in $\partial 4$ with line 9 of Listing 1, which repeatedly calls a function BUBBLE. This defines sufficient structure so that the network’s behavior is invariant to the input sequence length.

Figure 3a shows training and test accuracies for the two sketches discussed above when varying the number of training instances. Here, training sequences are of length 3 and test sequences of length 8. As expected, providing less structure (PERMUTE sketch) results in a worse fit on the training set when given only few training examples. However, with more training examples the PERMUTE sketch with less prior structure generalize as well as the COMPARE sketch. For 256 training examples both sketches learn the correct behavior and generalize to sequences that are over six times long.

It is interesting to analyse the program counter traces, depicted in Figure 4. The trace follows a single example from start, to middle, and the end of the training process. In the beginning of training, the program counter starts to deviate from the one-hot representation in the first 20 steps (not observed in the figure due to unobservable changes), and after 2 iterations of SORT, $\partial 4$ fails to correctly determine the next word. After a few training epochs $\partial 4$ learns better permutations which enables the algorithm to take crisp decisions and halt in the correct state.

```

0 : ADD-DIGITS ( a1 b1 ... an bn carry n -- r1 r2 ... r_{n+1} )
1   DUP 0 = IF
2     DROP
3   ELSE
4     >R \ put n on R
5     { observe DO D-1 D-2 -> manipulate D-1 D-2 }
6     DROP SWAP R> 1- SWAP >R \ new_carry n-1
7     ADD-DIGITS \ call add-digits on ...an-1 bn-1 new_carry n-1
8     R> \ put remembered results back on the stack
9   THEN
10 ;

```

Listing 3: Sketch for Elementary Addition. Input data is used to fill data stack externally.

Program Code Optimizations We measure the runtime of BubbleSort on sequences of varying length with and without the optimizations described in Section 3.4. The results of ten repeated runs are shown in Figure 3b and demonstrate large relative improvements for symbolic execution and interpolation of if-branches compared to non-optimized $\partial 4$ code.

4.2 ADDITION

Next we applied $\partial 4$ to the problem of learning to add two numbers of n digits each. We rely on the standard elementary school addition algorithm, where the goal is to iterate over pairs of the aligned digits, calculating the sum of each to yield the sum of the original numbers. The key complication arises when two digits sum to a two-digit number, requiring that the correct extra digit be carried over to the subsequent column.

A sketch for the addition algorithm is shown in Listing 3. As input it requires the aligned pairs of digits, a carry for the least significant digit (potentially 0), and the length of the respective numbers. The sketch defines the high-level operations through recursion, leaving the core addition algorithm to be learned by data. The specified high-level behavior includes the recursive call template and the halting condition of the recursion (no remaining digits, line 1-2). The underspecified addition operation must take three digits from the previous call, the two digits to sum and a previous carry, and produce a single digit (the sum) and the resultant carry. The sketch then reduces the problem size by one, and returns the solution by popping it from the return stack.

We trained the sketch on a training set of 200 single-digit addition examples. The presented sketch, when trained on single-digit addition examples, successfully learns the addition, and generalises to longer sequences.

5 RELATED WORK

Program Synthesis The idea of program synthesis is as old as Artificial Intelligence, and has a long history in computer science (Manna & Waldinger, 1971). Whereas a large body of work has focused on using genetic programming (Koza, 1992) to induce programs from the given input-output specification (Nordin, 1997), there are also various Inductive Programming approaches (Kitzelmann, 2009) aimed at inducing programs from incomplete specifications of the code to be implemented (Albarghouthi et al., 2013; Solar-Lezama et al., 2006). We tackle the same problem of sketching, but in our case we fill the sketches with neural networks able to learn the slot behavior.

Probabilistic and Bayesian Programming Our work is closely related to probabilistic programming languages such as Church (Goodman et al., 2008). They allow users to inject random choice primitives into programs as a way to define generative distributions over possible execution traces. In a sense, the random choice primitives in such languages correspond to the slots in our sketches. A core difference lies in the way we train the behaviour of slots: instead of calculating their posteriors using probabilistic inference, we estimate their parameters using backpropagation and gradient descent, similar to `TerpreT` (Gaunt et al., 2016), who induce code via backpropagation, and `Autograd` (Maclaurin et al., 2015), who enable automatic gradient computation in Python code. In addition, the underlying programming and probabilistic paradigm in these programming languages is often functional and declarative, whereas our approach focuses on a procedural and discriminative view. By using an end-to-end differentiable architecture, it is easy to seamlessly connect our

sketches to further neural input and output modules, such as an LSTM that feeds into the machine heap, or a neural reinforcement learning agent that operates the neural machine. However, we leave connecting $\partial 4$ with neural upstream and downstream models for future work as it is out of the scope of this paper.

Neural approaches Recently, there has been a surge of research in program synthesis, and execution in deep learning, with increasingly elaborate deep models. Many of these models were based on differentiable versions of abstract data structures (Joulin & Mikolov, 2015; Grefenstette et al., 2015; Kurach et al., 2015), and a few abstract machines, such as the NTM (Graves et al., 2014), Differentiable Neural Computers (Graves et al., 2016), and Neural GPUs (Kaiser & Sutskever, 2015). All these models are able to induce algorithmic behavior from training data. Our work differs in that our differentiable abstract machine allows us to seemingly integrate code and neural networks, and train the neural networks specified by slots via backpropagation through code interpretation.

The work in neural approximations to abstract structures and machines naturally leads to more elaborate machinery able to induce and call code or code-like behavior. Neelakantan et al. (2015a) learned SQL-like behavior—querying tables from natural language with simple arithmetic operations. Andreas et al. (2016) learn to *compose* neural modules to produce a desired behavior for a visual QA task. Neural Programmer-Interpreters (Reed & de Freitas, 2015) learn to represent and execute programs, operating on different modes of environment, and are able to incorporate decisions better captured in a neural network than in many lines of code (e.g. using image as an input). Users inject prior procedural knowledge by training on program traces and hence require *full* procedural knowledge. In contrast, we enable users to use their partial knowledge in sketches.

Neural approaches to language compilation have also been researched, from compiling a language into neural networks (Siegelmann, 1994), over building neural compilers (Gruau et al., 1995) to adaptive compilation (Bunel et al., 2016). However, that line of research did not perceive neural interpreters and compilers as a means of injecting procedural knowledge as we did. To the best of our knowledge, $\partial 4$ is the first working neural implementation of an abstract machine for an actual programming language, and this enables us to inject such priors in a straightforward manner.

6 CONCLUSION

We have presented $\partial 4$, a differentiable abstract machine for the Forth programming language, and showed how it can be used to complement a programmer’s prior knowledge through the learning of unspecified behavior in Forth sketches. The $\partial 4$ RNN successfully learns to sort and add, using only program sketches and program input-output pairs as input. We believe $\partial 4$, and the larger paradigm it helps establish, will be useful for addressing complex problems where low-level representations of the input are necessary, but higher-level reasoning is difficult to learn and potentially easier to specify. In future work we plan to apply $\partial 4$ to such problems in the NLP domain, like machine reading and knowledge base inference. The integration of non-differentiable transitions (such as those arising when interacting with a real environment), is also an exciting future direction which sits at the intersection of reinforcement learning and probabilistic programming.

ACKNOWLEDGMENTS

We thank Guillaume Bouchard, Dirk Weissenborn, Danny Tarlow, and the anonymous reviewers for fruitful discussions and helpful comments on previous drafts of this paper. This work was supported by Microsoft Research and the Engineering and Physical Sciences Research Council through PhD Scholarship Programmes, an Allen Distinguished Investigator Award, and a Marie Curie Career Integration Award.

REFERENCES

- Aws Albarghouthi, Sumit Gulwani, and Zachary Kincaid. Recursive program synthesis. In *Computer Aided Verification*, pp. 934–950. Springer, 2013.
- Jacob Andreas, Marcus Rohrbach, Trevor Darrell, and Dan Klein. Neural module networks. In *The IEEE Conference on Computer Vision and Pattern Recognition (CVPR)*, June 2016.
- ANSI. *Programming Languages - Forth*, 1994. American National Standard for Information Systems, ANSI X3.215-1994.
- Leo Brodie. Starting Forth. 1980.
- Rudy Bunel, Alban Desmaison, Pushmeet Kohli, Philip HS Torr, and M Pawan Kumar. Adaptive neural compilation. *arXiv preprint arXiv:1605.07969*, 2016.
- Alexander L Gaunt, Marc Brockschmidt, Rishabh Singh, Nate Kushman, Pushmeet Kohli, Jonathan Taylor, and Daniel Tarlow. Terpret: A probabilistic programming language for program induction. *arXiv preprint arXiv:1608.04428*, 2016.
- Noah Goodman, Vikash Mansinghka, Daniel M Roy, Keith Bonawitz, and Joshua B Tenenbaum. Church: a language for generative models. *Proceedings of UAI*, pp. 220–229, 2008.
- Alex Graves, Greg Wayne, and Ivo Danihelka. Neural turing machines. *arXiv preprint arXiv:1410.5401*, 2014.
- Alex Graves, Greg Wayne, Malcolm Reynolds, Tim Harley, Ivo Danihelka, Agnieszka Grabska-Barwińska, Sergio Gómez Colmenarejo, Edward Grefenstette, Tiago Ramalho, John Agapiou, et al. Hybrid computing using a neural network with dynamic external memory. *Nature*, 538(7626):471–476, 2016.
- Edward Grefenstette, Karl Moritz Hermann, Mustafa Suleyman, and Phil Blunsom. Learning to transduce with unbounded memory. In *Advances in Neural Information Processing Systems*, pp. 1819–1827, 2015.
- Frédéric Gruau, Jean-Yves Ratajszczak, and Gilles Wiber. A neural compiler. *Theoretical Computer Science*, 141(1):1–52, 1995.
- Armand Joulin and Tomas Mikolov. Inferring algorithmic patterns with stack-augmented recurrent nets. In *Advances in Neural Information Processing Systems*, pp. 190–198, 2015.
- Łukasz Kaiser and Ilya Sutskever. Neural gpus learn algorithms. *arXiv preprint arXiv:1511.08228*, 2015.
- James C. King. Symbolic Execution and Program Testing. *Commun. ACM*, 19(7):385–394, July 1976. ISSN 0001-0782. doi: 10.1145/360248.360252. URL <http://doi.acm.org/10.1145/360248.360252>.
- Diederik Kingma and Jimmy Ba. Adam: A method for stochastic optimization. *arXiv preprint arXiv:1412.6980*, 2014.
- Emanuel Kitzelmann. Inductive pProgramming: A sSurvey of pProgram sSynthesis tTechniques. In *Approaches and Applications of Inductive Programming*, pp. 50–73. Springer, 2009.
- John R Koza. *Genetic programming: on the programming of computers by means of natural selection*, volume 1. MIT press, 1992.
- Karol Kurach, Marcin Andrychowicz, and Ilya Sutskever. Neural random-access machines. *arXiv preprint arXiv:1511.06392*, 2015.
- Tessa Lau, Steven A. Wolfman, Pedro Domingos, and Daniel S. Weld. Your wish is my command. chapter Learning Repetitive Text-editing Procedures with SMARTedit, pp. 209–226. Morgan Kaufmann Publishers Inc., 2001. ISBN 1-55860-688-2. URL <http://dl.acm.org/citation.cfm?id=369505.369519>.

- Dougal Maclaurin, David Duvenaud, and Ryan P Adams. Gradient-based hyperparameter optimization through reversible learning. In *Proceedings of the 32nd International Conference on Machine Learning*, 2015.
- Zohar Manna and Richard J Waldinger. Toward automatic program synthesis. *Communications of the ACM*, 14(3):151–165, 1971.
- Arvind Neelakantan, Quoc V Le, and Ilya Sutskever. Neural programmer: Inducing latent programs with gradient descent. *arXiv preprint arXiv:1511.04834*, 2015a.
- Arvind Neelakantan, Luke Vilnis, Quoc V Le, Ilya Sutskever, Lukasz Kaiser, Karol Kurach, and James Martens. Adding gradient noise improves learning for very deep networks. *arXiv preprint arXiv:1511.06807*, 2015b.
- Peter Nordin. *Evolutionary program induction of binary machine code and its applications*. Krehl Munster, 1997.
- Scott Reed and Nando de Freitas. Neural programmer-interpreters. *arXiv preprint arXiv:1511.06279*, 2015.
- Hava T Siegelmann. Neural programming language. In *AAAI*, pp. 877–882, 1994.
- Armando Solar-Lezama, Rodric Rabbah, Rastislav Bodík, and Kemal Ebcioglu. Programming by Sketching for Bit-streaming Programs. In *Proc. PLDI*, pp. 281–294, 2005.
- Armando Solar-Lezama, Liviu Tancau, Rastislav Bodík, Sanjit Seshia, and Vijay Saraswat. Combinatorial sketching for finite programs. In *ACM Sigplan Notices*, volume 41, pp. 404–415. ACM, 2006.

APPENDIX

A FORTH WORDS

We implemented a small subset of available Forth words in $\partial 4$. The table of these words, together with their descriptions is given in Table 1. The commands are roughly divided into 6 groups. These groups, line-separated in the table, are:

Data stack operations {num}, 1+, 1-, DUP, SWAP, OVER, DROP

Heap operations @, !

Comparators >, <, =

Return stack operations >R, R>, @R

Control statements IF..ELSE..THEN, BEGIN..WHILE..REPEAT,
DO..LOOP

Subroutine control :, {sub}, ;

Table 1: Forth words and their descriptions. TOS denotes top-of-stack, NOS denotes next-on-stack, DSTACK denotes the data stack, RSTACK denotes the return stack, and HEAP denotes the heap.

Forth Word	Description
{num}	Pushes {num} to DSTACK.
1+	Increments DSTACK TOS by 1.
1-	Decrements DSTACK TOS by 1.
DUP	Duplicates DSTACK TOS.
SWAP	Swaps TOS and NOS.
OVER	Copies NOS and pushes it on the TOS.
DROP	Pops the TOS (non-destructive).
@	Fetches the HEAP value from the DSTACK TOS address.
!	Stores DSTACK NOS to the DSTACK TOS address on the HEAP.
>, <, =	Consumes DSTACK NOS and TOS. Returns 1 (TRUE) if NOS > < = TOS respectively, 0 (FALSE) otherwise.
>R	Pushes DSTACK TOS to RSTACK TOS, removes it from DSTACK.
R>	Pushes RSTACK TOS to DSTACK TOS, removes it from RSTACK.
@R	Copies the RSTACK TOS TO DSTACK TOS.
IF..ELSE..THEN	Consumes DSTACK TOS, if it equals to a non-zero number (TRUE), executes commands between IF and ELSE. Otherwise executes commands between ELSE and THEN.
BEGIN..WHILE..REPEAT	Continually executes commands between WHILE and REPEAT while the code between BEGIN and WHILE evaluates to a non-zero number (TRUE).
DO..LOOP	Consumes NOS and TOS, assumes NOS as a limit, and TOS as a current index. Increases index by 1 until equal to NOS. At every increment, executes commands between DO and LOOP.
:	Denotes the subroutine, followed by a word defining it.
{sub}	Subroutine invocation, puts the program counter PC on RSTACK, sets PC to the subroutine address.
;	Subroutine exit. Consumest TOS from the RSTACK and sets the PC to it.

B BUBBLE SORT ALGORITHM DESCRIPTION

An example of a Forth program, that implements the Bubble sort algorithm, is shown in Listing 1. Here we provide a description of how the first iteration of this algorithm is executed by the Forth abstract machine:

The program begins at line 11, putting the sequence [2 4 2 7] on the data stack D , followed by the sequence length 4.⁴ It then calls the SORT word.

	D	R	c	comment
1	[]	[]	11	execution start
2	[2 4 2 7 4]	[]	8	pushing sequence to D , calling SORT subroutine puts A_{SORT} to R

For a sequence of length 4, SORT performs a do-loop in line 9 that calls the BUBBLE sub-routine 3 times. It does so by decrementing the top of D with the 1- word to 3. Subsequently, 3 is duplicated on D by using DUP, and 0 is pushed onto D .

3	[2 4 2 7 3]	[A_{SORT}]	9	1-
4	[2 4 2 7 3 3]	[A_{SORT}]	9	DUP
6	[2 4 2 7 3 3 0]	[A_{SORT}]	9	0

DO consumes the top two stack elements 3 and 0 as the limit and starting point of the loop, leaving the stack D to be [2, 4, 2, 7, 3]. We use the return stack R as a temporary variable buffer and push 3 onto it using the word >R. This drops 3 from D , which we copy from R with R@.

7	[2 4 2 7 3]	[$\text{Addr}_{\text{SORT}}$]	9	DO
8	[2 4 2 7]	[$\text{Addr}_{\text{SORT}}$ 3]	9	>R
9	[2 4 2 7 3]	[$\text{Addr}_{\text{SORT}}$ 3]	9	@R

Next, we call BUBBLE to perform one iteration of the bubble pass, (calling BUBBLE 3 times internally), and consuming 3. Notice that this call puts the current program counter onto R , to be used for the program counter c when exiting BUBBLE. Inside the BUBBLE subroutine, DUP duplicates 3 on R . IF consumes the duplicated 3 and interprets it as TRUE. >R puts 3 on R .

10	[2 4 2 7 3]	[A_{SORT} 3 A_{BUBBLE}]	0	calling BUBBLE subroutine puts A_{BUBBLE} to R
11	[2 4 2 7 3 3]	[A_{SORT} 3 A_{BUBBLE}]	1	DUP
12	[2 4 2 7 3]	[A_{SORT} 3 A_{BUBBLE}]	1	IF
13	[2 4 2 7]	[A_{SORT} 3 A_{BUBBLE} 3]	1	>R

Calling OVER twice duplicates the top two elements of the stack, to test them with <, which tests whether $2 < 7$. IF tests if the result is TRUE (0), which it is, so it executes SWAP.

14	[2 4 2 7 2 7]	[A_{SORT} 3 A_{BUBBLE} 3]	2	OVER OVER
15	[2 4 2 7 1]	[A_{SORT} 3 A_{BUBBLE} 3]	2	<
16	[2 4 2 7]	[A_{SORT} 3 A_{BUBBLE} 3]	2	IF
17	[2 4 7 2]	[A_{SORT} 3 A_{BUBBLE} 3]	2	SWAP

To prepare for the next call to BUBBLE we move 3 back from the return stack R to the data stack D via R>, SWAP it with the next element, put it back to R with >R, decrease the TOS with 1- and invoke BUBBLE again. Notice that R will accumulate the analysed part of the sequence, which will be recursively taken back.

18	[2 4 7 2 3]	[A_{SORT} 3 A_{BUBBLE}]	3	R >
19	[2 4 7 3 2]	[A_{SORT} 3 A_{BUBBLE}]	3	SWAP
20	[2 4 7 3]	[A_{SORT} 3 A_{BUBBLE} 2]	3	>R
21	[2 4 7 2]	[A_{SORT} 3 A_{BUBBLE} 2]	3	1-
22	[2 4 7 2]	[A_{SORT} 3 A_{BUBBLE} 2]	0	...BUBBLE

When we reach the loop limit we drop the length of the sequence and exit SORT using the ; word, which takes the return address from R . At the final point, the stack should contain the ordered sequence [7 4 2 2].

⁴Note that Forth uses Reverse Polish Notation and that the top of the data stack is 4 in this example.

C $\partial 4$ WORDS IMPLEMENTATION

Table 2: Forth words and their descriptions. TOS denotes top-of-stack, NOS denotes next-on-stack, DSTACK denotes data stack, and RSTACK denotes return stack.

Symbol	Explanation
\mathcal{M}	Stack, $\mathcal{M} \in \{\mathcal{D}, \mathcal{R}\}$
\mathbf{M}	Memory buffer, $\mathbf{M} \in \{\mathbf{D}, \mathbf{R}, \mathbf{H}\}$
\mathbf{p}	Pointer, $\mathbf{p} \in \{\mathbf{d}, \mathbf{r}, \mathbf{c}\}$
$\mathbf{R}^+, \mathbf{R}^-$	Increment and decrement matrices (circular shift). For $\mathbf{R}_{ij}^+ = \begin{cases} 1 & i+1 \equiv j(\text{mod } n) \\ 0 & \text{otherwise} \end{cases}$ Conversely for \mathbf{R}^-
$\sigma(x)$	Sigmoid function
Pointer manipulation	Expression
Increment \mathbf{a} (or value \mathbf{x})	$\text{inc}(\mathbf{a}) = \mathbf{a}^T \mathbf{R}^+$
Decrement \mathbf{a} (or value \mathbf{x})	$\text{dec}(\mathbf{a}) = \mathbf{a}^T \mathbf{R}^-$
Conditional jump \mathbf{a}	$\text{jump}(\mathbf{c}, \mathbf{a}) :$ $p = \text{pop}_{\mathbf{D}}() = \text{TRUE}$ $\mathbf{c} \leftarrow p\mathbf{c} + (1-p)\mathbf{a}$
\mathbf{a}^{-1}	Next on stack, $\mathbf{a} \leftarrow \mathbf{a}^T \mathbf{R}^-$
Forth Word	
Literal \mathbf{x}	$\text{push}_{\mathbf{D}}(\mathbf{x})$
1+	$\text{write}_{\mathbf{D}}(\text{inc}(\text{read}_{\mathbf{D}}(\mathbf{d})), \mathbf{d})$
1-	$\text{write}_{\mathbf{D}}(\text{dec}(\text{read}_{\mathbf{D}}(\mathbf{d})), \mathbf{d})$
DUP	$\text{push}_{\mathbf{D}}(\text{read}_{\mathbf{D}}(\mathbf{d}))$
SWAP	$x = \text{read}_{\mathbf{D}}(\mathbf{d}), y = \text{read}_{\mathbf{D}}(\mathbf{d}^{-1})$ $\text{write}_{\mathbf{D}}(\mathbf{d}, y), \text{write}_{\mathbf{D}}(\mathbf{d}^{-1}, x)$
OVER	$\text{push}_{\mathbf{D}}(\text{read}_{\mathbf{D}}(\mathbf{d}))$
DROP	$\text{pop}_{\mathbf{D}}()$
@	$\text{read}_{\mathbf{H}}(\mathbf{d})$
!	$\text{write}_{\mathbf{H}}(\mathbf{d}, \mathbf{d}^{-1})$
<	SWAP >
>	$e_1 = \sum_{i=0}^{n-1} i * \mathbf{d}_i, e_2 = \sum_{i=0}^{n-1} i * \mathbf{d}_i^{-1}$ $p = \sigma(e_1 - e_2)$ $p\mathbf{1} + (p-1)\mathbf{0}$
=	$p = \sigma(\mathbf{d}^T \mathbf{d}^{-1})$ $p\mathbf{1} + (p-1)\mathbf{0}$
>R	$\text{push}_{\mathbf{R}}(\mathbf{d})$
R>	$\text{pop}_{\mathbf{R}}()$
@R	$\text{write}_{\mathbf{D}}(\mathbf{d}, \text{read}_{\mathbf{R}}(\mathbf{r}))$
IF... ₁ ELSE... ₂ THEN	$p = \text{pop}_{\mathbf{D}}() = \mathbf{0}$ $p * .._1 + (1-p) * .._2$
BEGIN... ₁ WHILE... ₂ REPEAT DO...LOOP	$\text{jump}(.._1, .._2)$ $start = \mathbf{c}$ $current = \text{inc}(\text{pop}_{\mathbf{D}}())$ $limit = \text{pop}_{\mathbf{D}}()$ $p = (current = limit)$ $\text{jump}(p, ..)$ $\text{jump}(c, start)$