

A NINTH PLANET WOULD PRODUCE A DISTINCTLY DIFFERENT DISTANT KUIPER BELT

S. M. LAWLER¹, C. SHANKMAN², N. KAIB³, M. T. BANNISTER², B. GLADMAN⁴, J.J. KAVELAARS^{1,2}*Draft version December 3, 2024*

ABSTRACT

The orbital element distribution of trans-Neptunian objects (TNOs) with large pericenters has been suggested to be influenced by the presence of an undetected, large planet at 200 or more AU from the Sun. We perform 4 Gyr N-body simulations with the currently known Solar System planetary architecture, plus a $10 M_{\oplus}$ planet with similar orbital parameters to those suggested by Batygin and Brown (2016) or Trujillo and Sheppard (2014), and a hundred thousand test particles in an initial planetesimal disk. We find that including a distant superearth-mass ninth planet produces a substantially different orbital distribution for the scattering and detached TNOs, raising the pericenters and inclinations of moderate semimajor axis ($50 < a < 500$ AU) objects. We test whether this signature is detectable via a simulator with the observational characteristics of four precisely characterized TNO surveys. We find that the qualitatively very distinct Solar System models that include a ninth planet are essentially observationally indistinguishable from an outer Solar System produced solely by the four giant planets. We also find that the mass of the Kuiper Belt's current scattering and detached populations is required be 3–10 times larger in the presence of an additional planet. Wide-field, deep surveys targeting inclined high-pericenter objects will be required to distinguish between these different scenarios.

1. INTRODUCTION

The trans-Neptunian region contains far more structure than the originally hypothesized flat vestigial disk (Edgeworth 1949; Kuiper 1951). While the bulk of the Kuiper Belt's mass is contained in the classical belt, which has TNOs on fairly circular, low inclination orbits, TNOs on higher eccentricity orbits are plentiful. Resonant TNOs are protected from close Neptune encounters and can attain high eccentricity, allowing them to be more easily detected when near perihelion. Scattering TNOs often approach the Sun even more closely, as by definition they are required to have scattering encounters with Neptune or another giant planet (Gladman et al. 2008) and thus have pericenters in the giant planet region. Though scattering TNOs can have very large semimajor axis orbits ($a \gg 50$ AU) and only make up $\sim 2\%$ of the Kuiper Belt's total population (Petit et al. 2011), their very high eccentricities boost detection rates, allowing detailed study of the population's characteristics (Shankman et al. 2013; Adams et al. 2014; Shankman et al. 2016). Detached TNOs make up a larger fraction of the Kuiper Belt total population ($\sim 29\%$ for $D \gtrsim 100$ km; Petit et al. 2011), but never approach Neptune closely enough to have their orbits affected by scattering encounters, and so are much harder to detect, due to their high pericenter distances and large semi-major axes.

The history of the understanding of the $a > 50$ AU population is important context that frames both our

current conception of these distant TNOs and their implications for an additional planet in this region. The $a \simeq 40 - 50$ AU low- e Kuiper Belt initially seemed promising as the long-sought source of the Jupiter-Family comets (JFCs). However, once the population was observationally constrained, the estimated escape rate from that region was too low to allow it to serve as a JFC source (Duncan et al. 1995). It became clear that no near-circular belt in the trans-Neptunian region *could* feed in JFCs without creating a scattering structure of large- a TNOs once strong encounters with Neptune begin (Duncan and Levison 1997), and the discovery of the first member of this population, 1996 TL₆₆, was nearly simultaneous (Luu et al. 1997). Dynamical simulations (Duncan and Levison 1997) showed the surprising possibility that a non-negligible fraction ($\sim 1\%$) of the initial planetesimal disk could still be in the scattering structure today; it need not be in steady state with an eroding main Kuiper Belt. In this picture, the present-day structure of this scattering population is a band of objects with perihelia dominantly in the range $q \simeq 35 - 39$ AU (Duncan and Levison 1997; Trujillo et al. 2000; Morbidelli et al. 2004; Lykawka and Mukai 2007), steadily decreasing in number as a function of semi-major axis; TNOs are displaced outwards almost solely by gravitational interactions with Neptune; TNOs with $q < 35$ AU are rapidly depleted, and thus relatively rare, while TNOs with $q > 38$ AU are extremely rare. The recognition that TNOs with $q > 38$ AU existed, and in what must be great numbers (Gladman et al. 2002) led to the realization that the perihelion distribution must be extended to larger values (Morbidelli et al. 2004). The current terminology in the literature is to use the term ‘detached’ for TNOs whose orbits are not today evolving due to Neptune encounters (Gladman et al. 2008), and scattering for those which are. Unfortunately this does not correspond to a simple perihelion cut, although $q = 37$ AU is sometimes used (Lykawka and Mukai 2007).

¹ National Research Council of Canada, Astronomy & Astrophysics Program, 5071 West Saanich Rd, Victoria, V9E 2E7, Canada

² Department of Physics and Astronomy, University of Victoria, PO Box 1700, STN CSC Victoria, BC V8W 2Y2, Canada

³ HL Dodge Department of Physics & Astronomy, University of Oklahoma, Norman, OK 73019, USA

⁴ Department of Physics and Astronomy, University of British Columbia, 6224 Agricultural Road, Vancouver, BC V6T 1Z1, Canada

The existence of the detached population requires some other major process, either historical or ongoing, to produce TNOs on these orbits. Sedna (Brown et al. 2004) and recently-discovered 2012 VP₁₁₃ (Trujillo and Sheppard 2014) are the highest-pericenter examples of detached TNOs. Possible explanations for the production of detached orbits include close stellar flybys (e.g. Kenyon and Bromley 2004; Brasser and Schwamb 2015), changes in galactic tides caused by different Solar position within the Galaxy (e.g. Kaib et al. 2011b), “rogue planets” which were ejected early in the Solar System’s history (e.g. Gladman and Chan 2006) and undiscovered, additional planets (e.g. Gladman et al. 2002; Brown et al. 2004). Lykawka and Mukai (2008) suggest the presence of a distant Earth-mass planet to explain some of the structure of the Kuiper Belt, but one of their key arguments requires that there be no objects in distant Neptune mean-motion resonances. Several distant resonances, including the 3:1, 4:1, and 5:1, have been shown by recent surveys to be heavily populated (Gladman et al. 2012; Alexandersen et al. 2014; Pike et al. 2015).

Limits exist on the presence of distant Solar System planets: analysis of data from the Wide-Field Infrared Survey Explorer (WISE) has shown that Jupiter-mass planets can be ruled out within 26,000 AU of the Sun (Luhman 2014), though a superearth would be too faint in infrared wavelengths to be yet observed in the distant outer Solar System (5–20 M_{\oplus} ; Fortney et al. 2016). The measured position of Saturn using Cassini data has also been used to place constraints on possible distant planets (Iorio 2014; Fienga et al. 2016). Additionally, Li and Adams (2016) find via dynamical simulations that a distant ninth planet is highly susceptible to disruption by passing stars and is unlikely to survive to the present day on a wide $500 < a < 700$ AU eccentric orbit.

Trujillo and Sheppard (2014) have proposed a superearth on a circular orbit at roughly 250 AU to explain the apparent clustering in argument of pericenter (ω) of a half-dozen detached TNOs with large perihelia. This idea is modified and expanded upon by Batygin and Brown (2016), who find that an eccentric superearth is capable of apsidally aligning high-pericenter TNOs. However, both of these works rely on data from the Minor Planet Center (MPC) database, the repository of the orbital parameters for all known TNOs⁵, but which contains no information about observational parameters of the surveys in which these objects were discovered. The MPC TNOs are from a multitude of different surveys, which largely have unreported pointings, limiting magnitudes, detection efficiencies, and tracking efficiency post-discovery; this masks the true number of TNOs in different dynamical classes (Kavelaars et al. 2008). Biased sampling is particularly prone to affecting the discovery and recovery of the observed high a/e population. An effect such as the apparent clustering of pericenters could be produced or significantly modified in non-intuitive ways. A survey with fully recorded observational biases can be properly debiased, giving the true numbers of objects required to exist in the unseen population in order to match the number of detections (Jones

et al. 2006). We therefore select a subset of the published wide-field surveys, permitting highly precise tests of the effects of observational bias on the observability of the distant-TNO orbital distributions. Our test suite is an ensemble of four well-characterized surveys (Section 3): the Canada-France Ecliptic Plane Survey (CFEPS; Petit et al. 2011), the HiLat Survey (Petit et al. 2014), the survey of Alexandersen et al. (2014), and the first two sky blocks from the Outer Solar System Origins Survey (OSSOS; Bannister et al. 2016, in press).

Our goal is to see if the addition of a superearth-scale planet generates an observational signature on the scattering and detached populations that is in conflict with available observational constraints. In this paper, we measure the effect a distant superearth would have on the orbital distribution of the high- q ($q > 37$ AU), moderate- a ($50 < a < 500$ AU) component of the trans-Neptunian populations, using a detailed dynamical simulation containing many thousands of test particles. We consider this population because it orbits beyond the dynamical dominance of Neptune, will be gravitationally sculpted by any potential ninth planet, and has still has pericenters within the detectable range of existing surveys.

We show that although the differences between the intrinsic distribution of high-pericenter TNOs in models with and without an ninth planet are substantial, after observational biases are applied, the differences are currently indistinguishable. The fact that almost all known scattering objects have $q=35\text{--}38$ AU has tended to be viewed as confirmation of the baseline scattering scenario; our results show that the detection biases in the scattering population are so strong that the $q > 38$ AU population could be numerous, but so weakly detectable that they are not represented in the observed sample. Also using the survey simulator, we compare the predicted number of objects in the distant Solar System, and find that having an additional planet requires 3-10 times as many objects in the moderate- a population.

2. ORBITAL INTEGRATIONS

In order to make a realistic model of the distant TNOs as influenced by a possible superearth, we begin with the framework for building a scattering TNO and Oort Cloud model used by Shankman et al. (2016), which is a modified version of the model from Kaib et al. (2011b). Our three dynamical simulations begin with a hundred thousand massless test particles distributed from 4-40 AU, along with the 4 giant planets on their present-day orbits. The “control” sample is identical to that used by Shankman et al. (2016), while the other two simulations have an additional superearth with similar parameters to what was suggested by Batygin and Brown (2016) (eccentric P9: $M = 10 M_{\oplus}$, $a = 500$ AU, $e = 0.5$, $i = 5^\circ$) or what was suggested by Trujillo and Sheppard (2014) (circular P9: $M = 10 M_{\oplus}$, $a = 250$ AU, $e = 0.0$, $i = 5^\circ$). These test particles and planets are evolved forward in time for 4 Gyr, under the influence of stellar flybys and Galactic tides (for details, see Kaib et al. 2011b). In order to ensure that the scattering and detached populations are not contaminated by the initial 4-40 AU disk, any objects that have $q > 34$ AU and $a < 42$ AU at 3.5 Gyr into the simulation are removed (this is the same procedure used in Shankman et al. 2016), as we are not here interested in the classical belt region.

⁵ As of 16 May 2016, this database contains 1986 TNOs, Centaurs and scattering objects, ~ 1300 of which have orbits known from observation on multiple oppositions.

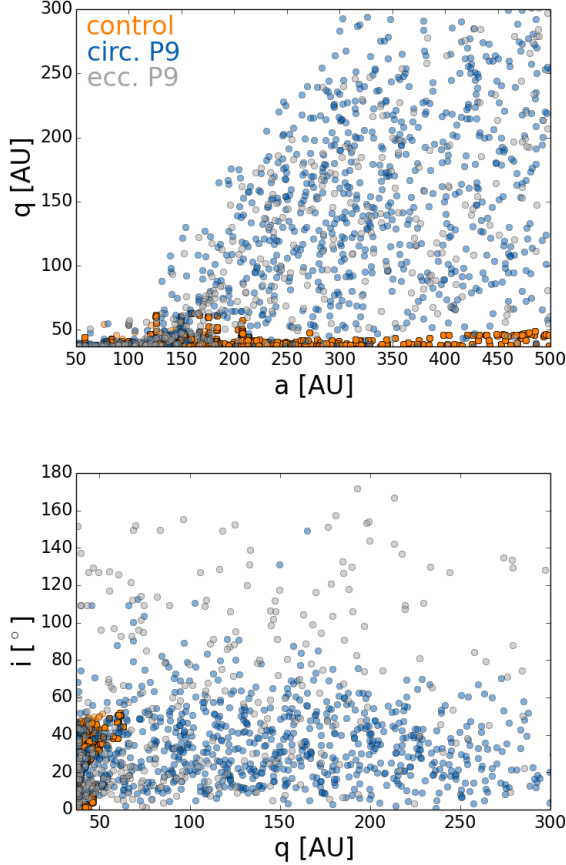


FIG. 1.— Orbital elements of all simulated TNOs with $q > 37$ AU and $50 < a < 500$ AU from the control dynamical model (orange), the circular superearth dynamical model (blue), and the eccentric superearth dynamical model (gray). Top panel shows semi-major axis a vs. pericenter distance q , bottom panel shows semi-major axis a vs. inclination i . The presence of a superearth on either a circular or eccentric orbit dramatically raises both the pericenter distribution and the inclination distribution of the distant TNOs.

What makes this simulation much more powerful than previous analyses is the sheer number of particles. As a result, this dynamical simulation was computationally expensive to run. Previous integrations of Kuiper belt and Oort cloud formation were able to be sped up through a combination of adaptive timestepping and the exclusion of planetary perturbations on very distant particles (e.g., Kaib et al. 2011a). However, the inclusion of a distant ninth planet prevents this shortcut. Consequently, our integrations consumed over 10^5 core-hours.

Figure 1 shows the orbital element distributions for the high- q population in the control dynamical model (the currently known Solar System; Shankman et al. 2016) and our nine-planet dynamical models after 4 Gyr of integration. The scattering TNO disk visible in the control dynamical model (orange) is the expected population of $q=30\text{--}38$ AU particles extending smoothly out to large a (the classic scattering disk). At no semi-major axes (except a few rare resonant locations which can produce a few lower- e particles via resonance sticking) do perihelia get raised into the detached region. The introduction of a superearth results in frequent perihelion lifting for $a > 150$ AU scattering objects, destroying the confinement and thus potentially offering a production method

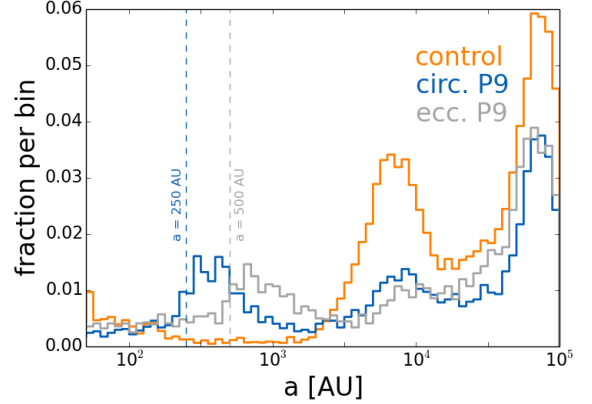


FIG. 2.— Semimajor axis distribution from 50 to 100,000 AU at the ~ 4.5 Gyr state from three simulations: a control dynamical model (orange), the circular superearth dynamical model (blue), and the eccentric superearth dynamical model (gray). Histograms are normalized to the number of objects in each dynamical simulation. The presence of a superearth on either a circular or eccentric orbit produces a concentration in objects with semimajor axes just outside that of the ninth planet.

for the entire detached population all the way out to Sedna.

Figure 2 shows the distribution of semimajor axes at the end of each of the three simulations. The control shows the number of moderate- a objects per $\log(a)$ bin steadily drops with larger distances from Neptune; the scattering physics is poor at retaining $a=200\text{--}2000$ AU objects over 4 Gyr (Dones et al. 2004). Further out, there is a climb to a peak at the inner Oort Cloud, starting at roughly $a \sim 2000$ AU as expected (Gladman et al. 2008). Here the timescale of pericenter raising due to Galactic tides grows short enough that objects are efficiently decoupled from planetary scattering (Duncan et al. 1987). The most distant (and highest) peak is the main, or outer, Oort Cloud, where objects become isotropized by tidal torques. These two Oort Cloud peaks are also seen in the simulations with superearths. Both P9 sims have an additional peak located just outside the semimajor axes of their respective ninth planets; in both simulations there is a $q \sim 200$ AU peak, just inside q of both superearths ($q = 250$ AU).

These simulated orbital distributions are very different from the control case with no additional planet; the next step is to determine whether or not these stark differences are observable with current surveys.

3. SIMULATING OBSERVATIONS WITH WELL-CALIBRATED SURVEYS

We use the OSSOS survey simulator (Bannister et al. 2016; Shankman et al. 2016), which offers some improvements on the CFPS survey simulator (Jones et al. 2006; Petit et al. 2011). The survey simulator works by drawing objects from a dynamical model, applying survey biases for surveys where all the pointings, tracking efficiencies, and detection efficiencies are well-known, and determining whether or not a given simulated object could have been detected.

When each object is drawn from our dynamical model, its major orbital elements (a , e , and i) are randomized within a small percentage of their model values, and its angular orbital elements (ω , Ω , and \mathcal{M}) are randomized.

The object is also given an absolute H_r magnitude using either the best-fit divot size distribution found by Shankman et al. (2016) for the scattering population, or the knee size distribution preferred by Fraser et al. (2014), but we find that this choice has no statistical effect on the analysis presented here. The object’s simulated instantaneous on-sky position, distance, and resulting r -band magnitude determine whether or not this particular object would have been detected and tracked by any of the included surveys. Simulated objects are drawn until the number of simulated detections specified by the user is met.

In this analysis, we use characterizations from four published surveys⁶. A wide range of longitudes along the ecliptic are sampled by three surveys: CFEPS (Petit et al. 2011), Alexandersen et al. (2014), and the OSSOS O and E blocks (Bannister et al. 2016). High ecliptic latitudes are sampled by the HiLat survey (Petit et al. 2014). We focus on the high- q , moderate- a population ($q > 37$ AU, $50 \text{ AU} < a < 500$ AU). These are the objects most strongly perturbed by the distant superearth (Figure 1). 15 real TNOs have been detected in this a/q cut in the above surveys, which allows estimation of absolute population numbers (Section 3.2).

3.1. *Superearth-Induced Structure in the Kuiper Belt Region Can’t Yet be Observed*

Figure 1 highlights the differences in orbital elements of the high- q , moderate- a population expected for no superearth, a circular superearth, and an eccentric superearth in the form of scatterplots. The very obvious difference is that the distant planet provides perturbations that raise inclinations and perihelia, potentially addressing two puzzles in Kuiper Belt science (Gomes 2003; Gladman 2005). For comparative analysis, it is more straightforward to measure the differences between these distributions as cumulative distributions than scatterplots. Figure 3 shows a comparison between the three different dynamical models as cumulative distributions in three different orbital parameters: a , i , and q . Here each distribution has been cut at the same minimum and maximum values for each parameter.

The strong differences between the three model distributions are immediately apparent in Figure 3. Both superearth dynamical models result in a more uniform distributions in a : $< 10\%$ of the surviving high- q population have orbits with $a < 100$ AU, while in the control dynamical model about 50% have orbits with $a < 100$ AU. The fraction of the intrinsic distributions with $a < 100$ AU is a clear diagnostic of the presence of a distant superearth. The control dynamical model has essentially no test particles with inclinations higher than $\sim 45^\circ$, while the circular superearth dynamical model has $\sim 20\%$ of objects with $i > 45^\circ$, and the eccentric superearth dynamical model has $\sim 40\%$ of objects with $i > 45^\circ$ and $\sim 20\%$ of objects on retrograde orbits. The circular and eccentric superearth dynamical models are very similar to each other in q , lacking the $q < 40$ AU concentration of the control dynamical model where the q -distribution is dominated solely by interactions with Neptune.

These dynamical models produce clear predictions for

what the orbital distributions of the high- q population should look like in the absence of any observational biases. However, we are not able to detect all TNOs equally. In order to compare these models using present surveys, we must use a survey simulator (Section 3) to apply the known biases of the surveys to our simulated populations.

Figure 4 shows the biased distributions in six orbital parameters. Immediately notable is that the three dynamical models which differ strongly are, when biased by the surveys, nearly indistinguishable from each other. This underscores the peril of using TNOs at the fringe of detectability and where the discovery biases are substantial and complex to assess the underlying population. We confirmed that these biased distributions are consistent with currently published TNO detections from these surveys.

Because these surveys are all flux-limited, detectability of these objects drops sharply with distance (d), proportional d^{-4} . Due to this effect, as q increases, the probability of detection drops dramatically, and the bias towards detection of the numerous small and also lowest q objects becomes overwhelming. The flux bias effect completely overwhelms the superearth induced signature of a significant population with highly inclined orbits at high- q .

Using the survey simulator, we estimate that a deep wide-field, off-ecliptic survey of several thousand square degrees, sensitive to TNOs with $i > 30^\circ$ and $q > 37$ AU, will be needed to distinguish between these dynamical models of the distant Solar System. In our survey set, only the HiLat survey (480 deg^2 to $m_q = 23.9$; Kavelaars et al. 2008) contained detections in this region of orbital phase space, and the three objects it provided were insufficient to make this test. In order to debias its detections to gain absolute populations and orbital element distributions, the crucial detection and tracking efficiencies as well as all pointings of a future, deeper, high-latitude survey must be published along with the detections.

3.2. *A Distant Ninth Planet Requires a Much Larger High- q Population*

The survey simulator draws a large number of undetectable, large q , TNOs before “detecting” the required number of simulated objects (in this case, 15, as that is the number of real detected TNOs in the four surveys inside this a/q cut). By keeping track of the number of drawn simulated objects, we measure the absolute number of objects required by a model to produce the same number of detections as in the observed sample, down to a given H_r magnitude limit. Using our control dynamical model with just the currently known planets, we find that the high- q , moderate- a population for $H_r < 9.0$ is 1.2×10^5 TNOs. The population required by including a circular superearth is almost three times larger, at 3×10^5 , while an eccentric superearth requires nearly an order of magnitude larger high- q population than the control simulation, at 9×10^5 . These population values all use the divot size distribution found to be most appropriate for the scattering population (Shankman et al. 2016). If we instead use a size distribution with a knee (similar to that favored by Fraser et al. 2014), this approximately doubles all three required populations, while the relative population ratios remain the same.

⁶ Available for use as an ensemble at <http://dx.doi.org/10.5281/zenodo.31297>

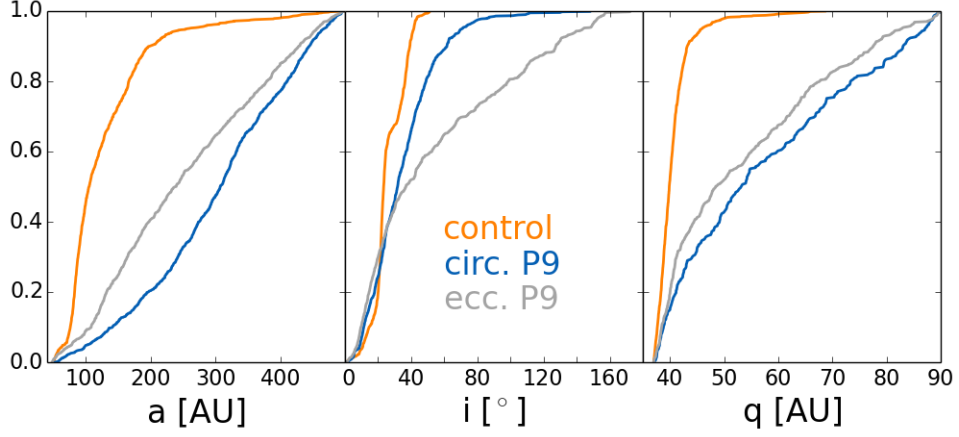


FIG. 3.— Cumulative histograms showing the intrinsic orbital distributions for moderate- a orbits in each of the three dynamical models, to the same minimum and maximum values in each parameter: semi-major axis a , inclination i , and pericenter distance q . The baseline Solar System dynamical model is shown in orange, the circular 9-planet dynamical model in blue and the eccentric 9-planet dynamical model in gray. Only test particles with $q > 37$ AU and $50 < a < 500$ AU are shown.

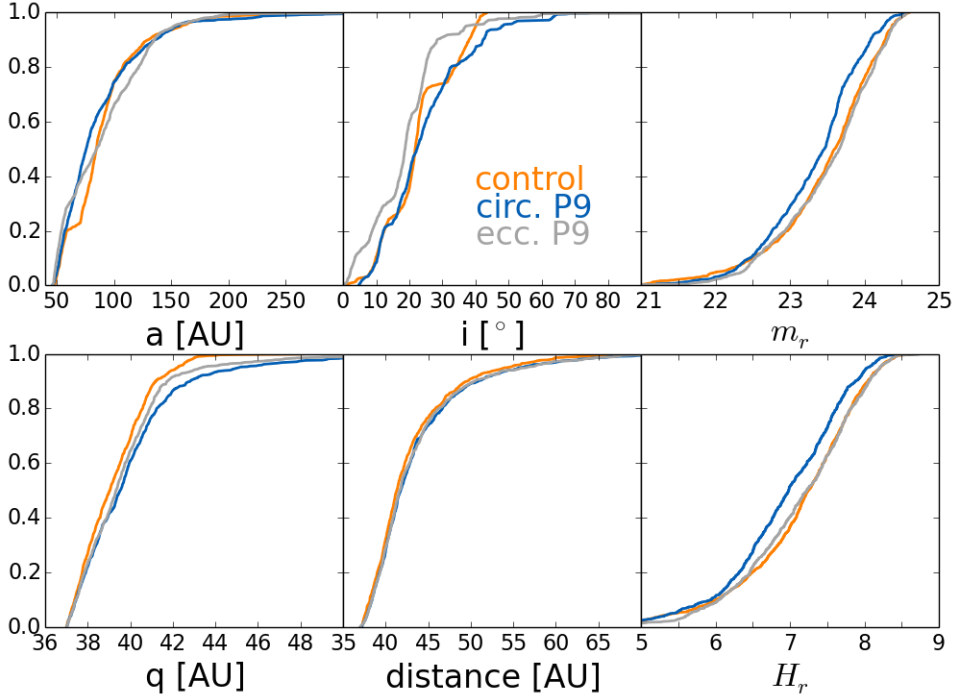


FIG. 4.— Cumulative histograms showing comparison between the three dynamical models biased by the survey simulator in semi-major axis a , inclination i , r -band magnitude m_r , pericenter distance q , distance at detection, and absolute r -band magnitude H_r . The standard Solar System dynamical model is shown in orange, and the 9-planet dynamical models are shown in blue and gray. Here we use the Shankman et al. (2016) divot size distribution, but a knee size distribution produces statistically and qualitatively indistinguishable results. Despite the huge differences in intrinsic distributions (Figure 3), after applying survey biases, the three dynamical models are indistinguishable from each other.

By assuming an albedo (0.04) and density (1 g/cm^3), we can use the size distribution to convert the population numbers to mass estimates. The control dynamical model requires a present-day disk of $q > 37 \text{ AU}$, $50 < a < 500 \text{ AU}$ TNOs with a mass of $0.02 M_{\oplus}$, while the circular superearth model requires a mass of $0.06 M_{\oplus}$, and the eccentric superearth model requires a mass of $0.2 M_{\oplus}$. For comparison, even the control model requires a mass that is larger than the entire classical Kuiper belt ($0.01 M_{\oplus}$; Fraser et al. 2014). It is important to note that current observations are rather insensitive to this high- q population (Section 3.1), so it is unknown whether these mass estimates violate any observational constraints. The possibility exists that a large high- q population could be hidden at the edge of observability.

4. DISCUSSION AND CONCLUSION

We find that a superearth on either a circular or eccentric orbit in the outer Solar System strongly affects the orbital distribution of the distant Kuiper belt ($q > 37 \text{ AU}$ and $50 < a < 500 \text{ AU}$) when compared to a control dynamical model containing only the currently known planets. However, because flux-limited survey detections will always be dominated by the lowest q objects, the strong differences between the predicted distributions are undetectable in the well-characterized surveys we examined here.

In order to match observations, the predicted mass of this high- q population is $3\times$ higher for a Solar System containing a circular superearth, and nearly $10\times$ higher for an eccentric superearth. This is higher than other published estimates of the size of the population in this region, but we note that this high- q population is not well constrained by current observations and therefore the uncertainties are large.

The presence or absence of an additional superearth-mass planet also has important implications for the structure of the scattering TNO disk and inner Oort Cloud. We find that the fraction of test particles that end up in the Oort Cloud population ($q > 45 \text{ AU}$ and $a > 1000 \text{ AU}$) is almost the same for each of the three sur-

veys ($\sim 3\%$), so the presence of a distant superearth does not appear to be an important dynamical barrier to Oort Cloud production (see Figure 2). The fraction of objects that end up in the high- q and moderate- a population ($q > 37 \text{ AU}$, $50 < a < 500 \text{ AU}$), however, is significantly different for the three simulations. With an eccentric superearth, the fraction is three times higher than the control simulation's value of 0.1% while a circular superearth produces a fraction that is nine times higher. These population ratios are largely beyond the current realm of detectability, but could provide an important diagnostic of our Solar System's true planetary architecture in the future when compared with other TNO populations.

A wide-field, relatively deep, off-ecliptic survey will have great power in constraining the presence or absence of an additional massive planet in our Solar System. These surveys must be meticulous about recording detection and tracking biases, and must take care not to preferentially lose high-inclination, large a/e TNOs due to tracking difficulties. In particular, since the full a and q distribution contains so much information, placing a constraint on the presence of a superearth requires tracking all large- a objects to high-quality orbits; this is expensive because getting a to converge for highly eccentric orbits requires many astrometric observations, over a long time period. Making sure that the survey is sensitive to TNOs with inclinations greater than 30° and pericenters outside the immediate dynamical dominance zone of Neptune ($q \gtrsim 37 \text{ AU}$) is vital for distinguishing between the dynamical models presented in this work.

SML gratefully acknowledges support from the NRC-Canada Plaskett Fellowship. This research was supported by funding from the National Research Council of Canada and the National Science and Engineering Research Council of Canada. This research used the facilities of the Canadian Astronomy Data Centre and the Canadian Advanced Network for Astronomical Research operated by the National Research Council of Canada with the support of the Canadian Space Agency.

REFERENCES

- Adams, E. R., Gulbis, A. A. S., Elliot, J. L., Benecchi, S. D., Buie, M. W., Trilling, D. E., and Wasserman, L. H.: 2014, *AJ* **148**, 55
- Alexandersen, M., Gladman, B., Kavelaars, J. J., Petit, J.-M., Gwyn, S., and Shankman, C.: 2014, *ArXiv e-prints*
- Bannister, M. T., Kavelaars, J. J., Petit, J.-M., Gladman, B. J., Gwyn, S. D. J., Chen, Y.-T., Volk, K., Alexandersen, M., Benecchi, S., Delsanti, A., Fraser, W., Granvik, M., Grundy, W. M., Guilbert-Lepoutre, A., Hestroffer, D., Ip, W.-H., Jakubik, M., Jones, L., Kaib, N., Kavelaars, C. F., Lacerda, P., Lawler, S., Lehner, M. J., Lin, H. W., Lister, T., Lykawka, P. S., Monty, S., Marsset, M., Murray-Clay, R., Noll, K., Parker, A., Pike, R. E., Rousselot, P., Rusk, D., Schwamb, M. E., Shankman, C., Sicardy, B., Vernazza, P., and Wang, S.-Y.: 2016, *Astronomical Journal*
- Batygin, K. and Brown, M. E.: 2016, *AJ* **151**, 22
- Brasser, R. and Schwamb, M. E.: 2015, *MNRAS* **446**, 3788
- Brown, M. E., Trujillo, C., and Rabinowitz, D.: 2004, *ApJ* **617**, 645
- Dones, L., Weissman, P. R., Levison, H. F., and Duncan, M. J.: 2004, *Oort cloud formation and dynamics*, pp 153–174
- Duncan, M., Quinn, T., and Tremaine, S.: 1987, *AJ* **94**, 1330
- Duncan, M. J. and Levison, H. F.: 1997, *Science* **276**, 1670
- Duncan, M. J., Levison, H. F., and Budd, S. M.: 1995, *AJ* **110**, 3073
- Edgeworth, K. E.: 1949, *MNRAS* **109**, 600
- Fienga, A., Laskar, J., Manche, H., and Gastineau, M.: 2016, *A&A* **587**, L8
- Fortney, J. J., Marley, M. S., Laughlin, G., Nettelmann, N., Morley, C. V., Lupu, R. E., Visscher, C., Jeremic, P., Khadder, W. G., and Hargrave, M.: 2016, *ArXiv e-prints*
- Fraser, W. C., Brown, M. E., Morbidelli, A., Parker, A., and Batygin, K.: 2014, *ApJ* **782**, 100
- Gladman, B.: 2005, *Science* **307**, 71
- Gladman, B. and Chan, C.: 2006, *ApJ* **643**, L135
- Gladman, B., Holman, M., Grav, T., Kavelaars, J., Nicholson, P., Aksnes, K., and Petit, J.-M.: 2002, *Icarus* **157**, 269
- Gladman, B., Lawler, S. M., Petit, J.-M., Kavelaars, J., Jones, R. L., Parker, J. W., Van Laerhoven, C., Nicholson, P., Rousselot, P., Bieryla, A., and Ashby, M. L. N.: 2012, *AJ* **144**, 23
- Gladman, B., Marsden, B. G., and Vanlaerhoven, C.: 2008, *Nomenclature in the Outer Solar System*, pp 43–57
- Gomes, R. S.: 2003, *Icarus* **161**, 404
- Iorio, L.: 2014, *MNRAS* **444**, L78

- Jones, R. L., Gladman, B., Petit, J.-M., Rousselot, P., Mousis, O., Kavelaars, J. J., Campo Bagatin, A., Bernabeu, G., Benavidez, P., Parker, J. W., Nicholson, P., Holman, M., Grav, T., Doressoundiram, A., Veillet, C., Scholl, H., and Mars, G.: 2006, *Icarus* **185**, 508
- Kaib, N. A., Quinn, T., and Brasser, R.: 2011a, *AJ* **141**, 3
- Kaib, N. A., Roškar, R., and Quinn, T.: 2011b, *Icarus* **215**, 491
- Kavelaars, J., Jones, L., Gladman, B., Parker, J. W., and Petit, J.-M.: 2008, *The Orbital and Spatial Distribution of the Kuiper Belt*, pp 59–69, University of Arizona Press, Tucson
- Kenyon, S. J. and Bromley, B. C.: 2004, *Nature* **432**, 598
- Kuiper, G. P.: 1951, in J. A. Hynek (ed.), *50th Anniversary of the Yerkes Observatory and Half a Century of Progress in Astrophysics*, p. 357
- Li, G. and Adams, F. C.: 2016, *ArXiv e-prints*
- Luhman, K. L.: 2014, *ApJ* **781**, 4
- Luu, J., Marsden, B. G., Jewitt, D., Trujillo, C. A., Hergenrother, C. W., Chen, J., and Offutt, W. B.: 1997, *Nature* **387**, 573
- Lykawka, P. S. and Mukai, T.: 2007, *Icarus* **189**, 213
- Lykawka, P. S. and Mukai, T.: 2008, *AJ* **135**, 1161
- Morbidelli, A., Emel'yanenko, V. V., and Levison, H. F.: 2004, *MNRAS* **355**, 935
- Petit, J., Kavelaars, J. J., Gladman, B., Jones, R. L., Parker, J. W., Van Laerhoven, C., Nicholson, P., Mars, G., Rousselot, P., Mousis, O., Marsden, B., Bieryla, A., Murray, I., Ashby, M. L. N., Benavidez, P., Campo Bagatin, A., and Veillet, C.: 2011, *AJ*
- Petit, J.-M., Kavelaars, J. J., Gladman, B., Jones, L., and Parker, J.: 2014, in *AAS/Division for Planetary Sciences Meeting Abstracts*, Vol. 46 of *AAS/Division for Planetary Sciences Meeting Abstracts*, p. 507.07
- Pike, R. E., Kavelaars, J. J., Petit, J. M., Gladman, B. J., Alexandersen, M., Volk, K., and Shankman, C. J.: 2015, *AJ* **149**, 202
- Shankman, C., Gladman, B. J., Kaib, N., Kavelaars, J. J., and Petit, J. M.: 2013, *ApJ* **764**, L2
- Shankman, C., Kavelaars, J., Gladman, B. J., Alexandersen, M., Kaib, N., Petit, J.-M., Bannister, M. T., Chen, Y.-T., Gwyn, S., Jakubik, M., and Volk, K.: 2016, *AJ* **151**, 31
- Trujillo, C. A., Jewitt, D. C., and Luu, J. X.: 2000, *ApJ* **529**, L103
- Trujillo, C. A. and Sheppard, S. S.: 2014, *Nature* **507**, 471