

The Design of the NetBSD I/O Subsystems

SungWon Chung

Pusan National University

This book is dedicated to the open-source code developers in the NetBSD community. The original copy of this publication is available in an electronic form and it can be downloaded for free from <http://arXiv.org>.

Copyright (c) 2002 by SungWon Chung.

For non-commercial and personal use, this publication may be reproduced, stored in a retrieval system, or transmitted in any form by any means, electronic, mechanical, photocopying, recording or otherwise. For commercial use, no part of this publication can be reproduced by any means without the prior written permission of the author.

NetBSD is the registered trademark of The NetBSD Foundation, Inc.

Contents

Preface	14
I Basics to Learn Filesystem	15
1 Welcome to the World of Kernel !	17
1.1 How Does a System Call Dive into Kernel from User Program ? . . .	17
1.1.1 Example: <code>write</code> system call	17
1.1.2 Ultra SPARC 0x7c CPU Trap	18
1.1.3 Jump to the File Descriptor Layer	24
1.1.4 Arriving at Virtual Filesystem Operations	28
1.2 General Data Structures in Kernel such as List, Hash, Queue,	30
1.2.1 Linked-Lists	30
1.2.2 Tail Queues	34
1.2.3 Hash	38
1.3 Waiting and Sleeping in Kernel	39
1.4 Kernel Lock Manager	39
1.4.1 <code>simplelock</code> and <code>lock</code>	39
1.4.2 Simplelock Interfaces	40
1.4.3 Lock Interfaces	40
1.5 Kernel Memory Allocation	43
1.6 Resource Pool Manager	43
1.6.1 Design of Resource-Pool Manager	44
1.6.2 Initializing a pool	44
1.6.3 Destroying a Pool	45
1.6.4 Allocating Items from a Pool	45
1.6.5 Returning Items to a Pool	45
1.6.6 Using Cache to Speed Up	45
1.6.7 Other Resource-Pool Manager API	46
2 I/O System	47
2.1 I/O Mapping from User to Device	47
2.1.1 Device Drivers	47
2.1.2 I/O Queueing	47
2.1.3 Interrupt Handling	48
2.2 Block Devices	48
2.2.1 Entry Points for Block-Device Drivers	48
2.2.2 Disk Labels	48
2.3 Character Devices	49
2.3.1 Raw Devices and Physical I/O	49
2.3.2 Entry Points for Character-Device Drivers	54
2.4 Descriptor Management	54

2.4.1	File Descriptor, Descriptor Table, and File Entry	54
2.4.2	What does the File Entry Points ?	55
2.4.3	Movement of Data Inside the Kernel: <code>uiomove</code> function	55
3	Virtual File System	59
3.1	Architecture of Virtual File System	59
3.1.1	Why VFS is needed ?	59
3.1.2	What Is in the Vnode ?	59
3.1.3	How to Call Vnode Operations ?	61
3.2	Virtual Filesystem Initialization	65
3.2.1	Initializing the namei pathname buffer pool	66
3.2.2	Initializing the vnode table	67
3.2.3	Initializing the Name Cache Buffer	68
3.2.4	Initialize the Special Vnode Operations	68
3.3	Attaching Available Static File System	73
3.3.1	Set vnode attribute to empty	73
3.3.2	How is <code>vfs_list_initial</code> initialized ?	74
3.3.3	Establish a filesystem and initialize it	77
3.3.4	Fast Filesystem Initialization	78
3.3.5	Soft Dependency Module Initialization	78
3.3.6	UFS Initialization	82
3.4	Virtual Filesystem Operations	84
3.5	References to Source Code	86
3.5.1	<code>kern/vfs_init.c</code> - 334 lines, 7 functions	86
4	Buffer Cache	87
4.1	Buffer Cache Header	87
4.2	Buffer Cache Contents	89
4.2.1	Allocation Virtual Memory to Buffer Cache	89
4.2.2	Identifying Buffer	90
4.3	Buffer Hash	90
4.4	Buffer Cache Free Lists	90
4.4.1	LOCKED List	91
4.4.2	LRU List	91
4.4.3	AGE List	91
4.4.4	EMPTY List	92
4.5	Buffer Cache Initialization	92
4.5.1	Physical Memory Allocation	92
4.5.2	Initialization of Hash and Free List	98
4.6	Buffer Cache Operation	102
4.6.1	Finding a Buffer Cache from Hash: <code>incore</code> function	103
4.7	Managing Buffer Cache Free Lists	103
4.7.1	Reusing Old Buffer: <code>bremfree</code> function	103
4.7.2	Allocating a New Buffer: <code>getnewbuf</code> function	106
4.7.3	Adjusting Buffer Size: <code>allocbuf</code> function	108
4.7.4	Getting a Buffer: <code>getblk</code> function	112
4.8	Allocating and Reading Filesystem with Buffer Cache	116
4.8.1	Just Read: <code>bread</code> function	120
4.8.2	Read Ahead Multiple Buffers: <code>breadn</code> function	121
4.8.3	Read Ahead a Single Buffer: <code>breada</code> function	122
4.9	Releasing Buffer Cache	122
4.9.1	Just Release: <code>brelease</code> function	123
4.9.2	Delayed Write: <code>bdwrite</code> function	128
4.9.3	Asynchronous Write: <code>bawrite</code> function	129

4.9.4	Synchronous Write: <code>bwrite</code> function	130
4.10	References to Source Code	132
4.10.1	<code>kern/vfs_bio.c</code> - 334 lines, 21 functions	132
5	Vnode	135
5.1	Introduction	135
5.2	Vnode Management Function	135
5.2.1	Vnode Flag	136
5.2.2	Reference Counts	137
5.2.3	Vnode Identifier	139
5.2.4	Links to Virtual File System Information	139
5.2.5	Vnode Cache	139
5.2.6	Type of Object	139
5.2.7	Vnode Lock	140
5.2.8	Private Area	141
5.2.9	Other Vnode-Manipulating Functions	141
5.3	Vnode Attributes	142
5.4	Vnode Operation about Filesystem Hierarchy	143
5.4.1	Overview	143
5.4.2	<code>componentname</code> structure	144
5.4.3	Pathname Searching	145
5.4.4	Name Creation	145
5.4.5	Name Change/Deletion	146
5.4.6	Attribute Manipulation	146
5.4.7	Object Interpretation	146
5.4.8	Process Control	146
5.4.9	Object Management	146
5.5	Vnode Operation about Storage	147
5.5.1	Object Creation and Deletion	147
5.5.2	Attribute Update	147
5.5.3	Object Read and Write	147
5.5.4	Change in Space Allocation	147
5.6	High-Level Vnode Convenient Function	147
5.6.1	Filesystem Hierarchy	147
5.6.2	General File I/O	148
5.6.3	Advanced I/O	149
5.7	References to Source Code	150
5.7.1	<code>vfs_subr.c</code> - 2846 lines, 57 functions	150
5.7.2	<code>vfs_vnops.c</code> - 808 lines, 19 functions	152
5.7.3	<code>vfs_syscalls.c</code> - 3116 lines, 65 functions	153
6	UVM	157
6.1	Introduction	157
6.2	UVM Overview	157
6.2.1	Virtual Memory Space	158
6.2.2	Memory Map	159
6.2.3	Memory Object	160
6.2.4	Pager	161
6.2.5	Page	162
6.3	UVM External Interface	164
6.4	Memory Mapping Files and Devices	164
6.4.1	Attaching a Memory Object to Vnode: <code>uvm_attach</code>	164
6.4.2	Setting Vnode Size: <code>uvm_vnp_setsize</code>	165
6.4.3	Clearing a Vnode: <code>uvm_vnp_zerorange</code>	166

6.5	Management of Physical Memory	168
6.5.1	Lock Management for Page Queue: <code>uvm_(un)lock_pageq</code>	168
6.5.2	Activating Physical Page: <code>uvm_pageactivate</code>	168
6.5.3	Making Unbusy a Page: <code>uvm_page_unbusy</code>	169
6.5.4	Looking up a Page: <code>uvm_pagelookup</code>	169
7	UBC	173
7.1	Introduction	173
7.2	Traditional Accesses to File	173
7.2.1	I/O Subsystem: <code>read()</code> and <code>write()</code>	174
7.2.2	Virtual Memory Subsystem: <code>mmap()</code>	174
7.3	File Access with Unified Buffer Cache	174
7.4	VFS Support for UVM	175
7.4.1	<code>VOP_GETPAGES</code> Operation	175
7.4.2	<code>VOP_PUTPAGES</code> Operation	175
7.5	UVM Support for I/O	176
7.5.1	<code>ubc_alloc</code> Function	176
7.5.2	<code>ubc_release</code> Function	176
7.6	Example	176
7.6.1	Reading from Disk to Buffer with UBC	176
7.6.2	Writing from Buffer to Disk with UBC	178
II	Analyzing Fast Filesystem	181
8	Naming	183
8.1	Directories	183
8.1.1	Chunk	183
8.1.2	Modification of Directory	184
8.2	Finding of Names in Directories	184
8.2.1	Match Algorithm	184
8.2.2	Search Performance Improvement	184
8.3	Pathname Translation	185
8.4	The Name Cache	185
8.4.1	Vnode's Capability	185
8.4.2	Negative Caching	185
8.4.3	Special Device Handling	186
8.5	Links	186
8.5.1	Hard Links	186
8.5.2	Soft Links	186
8.5.3	The Differences	186
8.6	References to Source Code	186
8.6.1	<code>vfs_cache.c</code> - 537 lines, 17 functions	186
8.6.2	<code>vfs_lookup.c</code> - 777 lines, 4 functions	187
9	Inode	189
9.1	The Structures of an Inode	189
9.1.1	File Flags	192
9.1.2	Inode Flags	193
9.1.3	Inode for Root Directory	193
9.2	Inode Management	194
9.2.1	Opening a File	194
9.2.2	Closing a File	194
9.3	Quotas	195

9.3.1	Soft and Hard Quota	195
9.3.2	Quota Imposing Mechanism	195
9.3.3	Quota Records	195
9.3.4	Active Quota Entry: <code>dquot</code>	196
9.3.5	Consistency Maintenance	197
9.4	References to Source Code	197
9.4.1	<code>ufs_bmap.c</code> - 325 lines, 3 functions	197
9.4.2	<code>ufs_ihash.c</code> - 194 lines, 7 functions	197
9.4.3	<code>ufs_inode.c</code> - 268 lines, 3 functions	197
9.4.4	<code>ufs_lookup.c</code> - 1216 lines, 9 functions	197
9.4.5	<code>ufs_quota.c</code> - 960 lines, 20 functions	198
9.4.6	<code>ufs_readwrite.c</code> - 481 lines, 4 functions	198
9.4.7	<code>ufs_vfsops.c</code> - 262 lines, 8 functions	199
9.4.8	<code>ufs_vnops.c</code> - 2074 lines, 30 functions	199
10	Berkeley Fast File System	201
10.1	Filestore Services	201
10.1.1	Allocating and Freeing Objects	201
10.1.2	Updating Inode Attribute	202
10.1.3	Manipulating Existing Objects	203
10.1.4	Changing in Space Allocation	204
10.1.5	Virtual Memory System Support	204
10.2	Organization of the FFS	205
10.2.1	Superblock	205
10.2.2	Cylinder Group	209
10.2.3	Fragment	210
10.3	Reading a File	211
10.3.1	Regular File Reading Algorithm: using UBC	211
10.3.2	Non-regular File Reading Algorithm: without UBC	211
10.3.3	Implementation	212
10.4	Writing a File	214
10.4.1	Regular File Writing Algorithm	214
10.4.2	Non-regular File Writing Algorithm	214
10.4.3	Implementation	214
10.5	Layout Policies	220
10.5.1	Inode Layout Policy	220
10.5.2	Data Block Layout Policy	220
10.6	Data Block Allocation Mechanisms	220
10.6.1	Work Flow	221
10.6.2	Main Function that Does Allocation: <code>ffs_balloc</code>	221
10.6.3	Cylinder Overflow Algorithm: <code>ffs_hashalloc</code>	223
10.6.4	Global Policy 1 - Extending an Fragment: <code>ffs_realloccg</code>	223
10.6.5	Global Policy 2 - Get a New Block: <code>ffs_alloc</code>	224
10.6.6	Local Policy - Allocate a Block or Fragment: <code>ffs_alloccg</code>	225
10.6.7	Searching Fragment Descriptor Table: <code>ffs_mapsearch</code>	228
10.6.8	Rotational Layout Table	231
10.7	Inode Allocation Mechanism	231
10.7.1	Global Policy: <code>ffs_valloc</code>	231
10.7.2	Local Policy 1: <code>ffs_dirpref</code>	232
10.7.3	Local Policy 2: <code>ffs_nodealloccg</code>	232
10.8	Synchronous Operations	232
10.9	Filesystem Semantics	233
10.9.1	Large File Sizes	233
10.10	References to Source Code	233

10.10.1	<code>fs.h</code> - 574 lines	233
10.10.2	<code>ffs_vfsops.c</code> - 1518 lines, 18 functions	235
10.10.3	<code>ffs_vnops.c</code> - 580 lines, 6 functions	235
10.10.4	<code>ffs_alloc.c</code> - 1895 lines, 18 functions	236
10.10.5	<code>ffs_balloc.c</code> - 552 lines, 2 functions	236
10.10.6	<code>ffs_inode.c</code> - 582 lines, 3 functions	237
10.10.7	<code>ffs_subr.c</code> - 295 lines, 7 functions	237
10.10.8	<code>ffs_tables.c</code> - 147 lines, 0 functions	237
10.10.9	<code>ffs_swap.c</code> - 158 lines, 3 functions	237
11	Mounting Root File System	239
11.1	System Bootstrapping	239
11.2	Before Mounting	240
11.2.1	Creating stopped <code>init</code> process	243
11.2.2	Finding Where is the Root File System	244
11.2.3	Executing Root Mount Hook	249
11.3	Let's Mount the Root File System !	251
11.3.1	Telling the VFS to Mount the Root Filesystem	251
11.3.2	Getting Vnode for Root Device	254
11.3.3	Allocating Mount Structure	254
11.3.4	Reading Superblock	254
11.3.5	Mount !	257
11.4	What Must Be Done after Mount ?	257
11.4.1	Find vnode for <code>'/'</code> — root directory	257
11.4.2	Set current working directory of <code>init</code> process	257
11.4.3	Check File System Time	257
11.4.4	Create Kernel Threads about File System	257
11.4.5	Start Up <code>init</code> processor	257
III	Storage Systems	259
12	Storage Device	261
12.1	Generic Disk Framework	261
12.1.1	<code>disk</code> Structure	261
12.1.2	Disk Interfaces	262
12.1.3	Using the Framework	265
12.2	Disk Label	267
12.2.1	What does it have ?	267
12.2.2	<code>disklabel</code> structure	268
12.2.3	Where is the Disk Label ?	270
12.2.4	General Disk Label Interfaces	270
12.2.5	Reading Disk Label: <code>DIOCGDINFO</code>	271
12.2.6	Writing In-Core Disk Label: <code>DIOCSINFO</code>	272
12.2.7	Writing On-Disk Disk Label: <code>DIOCWDINFO</code>	272
12.2.8	Restrictions of Disk Label in <code>sparc64</code>	274
12.3	Concatenated Disk Driver	274
12.3.1	Structure	274
12.3.2	Global Variables	276
12.3.3	Functions	276

13 Logical Volume Manager	279
13.1 RAIDframe	279
13.1.1 Introduction	279
13.1.2 Component Labels	280
13.1.3 Hot Spares	280
13.1.4 Hierarchical Organization	280
13.1.5 Kernel Configuration	281
13.2 VERITAS Volume Manager	282
13.2.1 Introduction	282
13.2.2 Volume Manager Overview	282
13.2.3 Physical Objects	283
13.2.4 Volumes and Virtual Objects	283
Appendix	285
A. NetBSD Kernel Sources	285
Bibliography	287

Preface

Influenced by the documentation of Fast File System (FFS) in NetBSD Operating System Release 1.6, which is a derivative of 4.4BSD-Lite [1], this book aims to provide necessary information to design and implement a new filesystem by describing the implementation of the NetBSD FFS while trying to answer the following questions. This work contains many direct excerpts from the books and papers listed in bibliography section as well as text manual entries from the NetBSD operation system. What I did is merely connecting the concepts in books, papers, and manuals, to the assembly and C source code of the NetBSD Operating System on 64-bit UltraSPARC platform.

- How the root filesystem is mounted ?
- How the system call request by application program is executed by the virtual filesystem layer ?
- How can we add a new filesystem as another virtual filesystem layer ?
- How the UFS integrates FFS as a virtual filesystem layer ?
- How the buffer cache of the kernel works with the filesystem ?
- How the UVM works with the filesystem ?
- How to replace buffer cache ?

I am debted to my project team members, Young-Jin Shin and Woo-Young Park who generously have offered insightful comments and spiritual encouragement towards the completion of our project. I am grateful to the USENIX Association for financial support through the *USENIX Student Research Grant* program in 2002. I sincerely wish to thank my project team advisor, Professor Sang-Hwa Chung at the Division of Electrical and Computer Engineering in Pusan National University.

SungWon Chung

Busan, Korea

27 November 2002

sungwon@ieee.org

A note added in 2016 when archiving this publication to arXiv.org: Since many part of this book need clarification and correction, the readers' generous understanding will be greatly appreciated until a second edition is available in the future. This archival version is the same as the initial 2002 release of this publication except few typo corrections and updates here in the preface. During the past 14 years, I had switched my main field of interests from operating system software to integrated circuits design while my two project members Young-Jin Shin and Woo-Young Park have kept their endeavors and have had successful careers as well-known technical writers, entrepreneurs, and software engineers. For the second edition, we are planning to include a simple example of new virtual filesystem development. Your comments on any other suggestions will be extremely valuable to us.

Source Code Copyright

The NetBSD Foundation

The NetBSD specific code contains the following copyright notice.

```

/*-
 * Copyright (c) 1998, 2000 The NetBSD Foundation, Inc.
 * All rights reserved.
 *
 * This code is derived from software contributed to The NetBSD Foundation
 * by Jason R. Thorpe of the Numerical Aerospace Simulation Facility,
 * NASA Ames Research Center.
 *
 * Redistribution and use in source and binary forms, with or without
 * modification, are permitted provided that the following conditions
 * are met:
 * 1. Redistributions of source code must retain the above copyright
 *    notice, this list of conditions and the following disclaimer.
 * 2. Redistributions in binary form must reproduce the above copyright
 *    notice, this list of conditions and the following disclaimer in the
 *    documentation and/or other materials provided with the distribution.
 * 3. All advertising materials mentioning features or use of this software
 *    must display the following acknowledgement:
 *        This product includes software developed by the NetBSD
 *        Foundation, Inc. and its contributors.
 * 4. Neither the name of The NetBSD Foundation nor the names of its
 *    contributors may be used to endorse or promote products derived
 *    from this software without specific prior written permission.
 *
 * THIS SOFTWARE IS PROVIDED BY THE NETBSD FOUNDATION, INC. AND CONTRIBUTORS
 * ‘AS IS’ AND ANY EXPRESS OR IMPLIED WARRANTIES, INCLUDING, BUT NOT LIMITED
 * TO, THE IMPLIED WARRANTIES OF MERCHANTABILITY AND FITNESS FOR A PARTICULAR
 * PURPOSE ARE DISCLAIMED. IN NO EVENT SHALL THE FOUNDATION OR CONTRIBUTORS
 * BE LIABLE FOR ANY DIRECT, INDIRECT, INCIDENTAL, SPECIAL, EXEMPLARY, OR
 * CONSEQUENTIAL DAMAGES (INCLUDING, BUT NOT LIMITED TO, PROCUREMENT OF
 * SUBSTITUTE GOODS OR SERVICES; LOSS OF USE, DATA, OR PROFITS; OR BUSINESS
 * INTERRUPTION) HOWEVER CAUSED AND ON ANY THEORY OF LIABILITY, WHETHER IN
 * CONTRACT, STRICT LIABILITY, OR TORT (INCLUDING NEGLIGENCE OR OTHERWISE)
 * ARISING IN ANY WAY OUT OF THE USE OF THIS SOFTWARE, EVEN IF ADVISED OF THE
 * POSSIBILITY OF SUCH DAMAGE.
 */

```

University of California at Berkeley

All the source code in this book that is taken from the 4.4BSD-Lite release contains the following copyright notice.

```

/*
 * Copyright (c) 1989, 1993
 * The Regents of the University of California. All rights reserved.
 *
 * This code is derived from software contributed
 * to Berkeley by John Heidemann of the UCLA Ficus project.
 *

```

```

* Source: * @(#)i405_init.c 2.10 92/04/27 UCLA Ficus project
*
* Redistribution and use in source and binary forms, with or without
* modification, are permitted provided that the following conditions
* are met:
* 1. Redistributions of source code must retain the above copyright
*   notice, this list of conditions and the following disclaimer.
* 2. Redistributions in binary form must reproduce the above copyright
*   notice, this list of conditions and the following disclaimer in the
*   documentation and/or other materials provided with the distribution.
* 3. All advertising materials mentioning features or use of this software
*   must display the following acknowledgement:
*       This product includes software developed by the University of
*       California, Berkeley and its contributors.
* 4. Neither the name of the University nor the names of its contributors
*   may be used to endorse or promote products derived from this software
*   without specific prior written permission.
*
* THIS SOFTWARE IS PROVIDED BY THE REGENTS AND CONTRIBUTORS ‘‘AS IS’’ AND
* ANY EXPRESS OR IMPLIED WARRANTIES, INCLUDING, BUT NOT LIMITED TO, THE
* IMPLIED WARRANTIES OF MERCHANTABILITY AND FITNESS FOR A PARTICULAR PURPOSE
* ARE DISCLAIMED. IN NO EVENT SHALL THE REGENTS OR CONTRIBUTORS BE LIABLE
* FOR ANY DIRECT, INDIRECT, INCIDENTAL, SPECIAL, EXEMPLARY, OR CONSEQUENTIAL
* DAMAGES (INCLUDING, BUT NOT LIMITED TO, PROCUREMENT OF SUBSTITUTE GOODS
* OR SERVICES; LOSS OF USE, DATA, OR PROFITS; OR BUSINESS INTERRUPTION)
* HOWEVER CAUSED AND ON ANY THEORY OF LIABILITY, WHETHER IN CONTRACT, STRICT
* LIABILITY, OR TORT (INCLUDING NEGLIGENCE OR OTHERWISE) ARISING IN ANY WAY
* OUT OF THE USE OF THIS SOFTWARE, EVEN IF ADVISED OF THE POSSIBILITY OF
* SUCH DAMAGE.
*
*       @(#)vfs_init.c 8.5 (Berkeley) 5/11/95
*/

```

Washington University

UVM code contains the following copyright notice.

```

/*
*
* Copyright (c) 1997 Charles D. Cranor and Washington University.
* All rights reserved.
*
* Redistribution and use in source and binary forms, with or without
* modification, are permitted provided that the following conditions
* are met:
* 1. Redistributions of source code must retain the above copyright
*   notice, this list of conditions and the following disclaimer.
* 2. Redistributions in binary form must reproduce the above copyright
*   notice, this list of conditions and the following disclaimer in the
*   documentation and/or other materials provided with the distribution.
* 3. All advertising materials mentioning features or use of this software
*   must display the following acknowledgement:
*       This product includes software developed by Charles D. Cranor and
*       Washington University.

```

* 4. The name of the author may not be used to endorse or promote products
* derived from this software without specific prior written permission.
*
* THIS SOFTWARE IS PROVIDED BY THE AUTHOR ‘‘AS IS’’ AND ANY EXPRESS OR
* IMPLIED WARRANTIES, INCLUDING, BUT NOT LIMITED TO, THE IMPLIED WARRANTIES
* OF MERCHANTABILITY AND FITNESS FOR A PARTICULAR PURPOSE ARE DISCLAIMED.
* IN NO EVENT SHALL THE AUTHOR BE LIABLE FOR ANY DIRECT, INDIRECT,
* INCIDENTAL, SPECIAL, EXEMPLARY, OR CONSEQUENTIAL DAMAGES (INCLUDING, BUT
* NOT LIMITED TO, PROCUREMENT OF SUBSTITUTE GOODS OR SERVICES; LOSS OF USE,
* DATA, OR PROFITS; OR BUSINESS INTERRUPTION) HOWEVER CAUSED AND ON ANY
* THEORY OF LIABILITY, WHETHER IN CONTRACT, STRICT LIABILITY, OR TORT
* (INCLUDING NEGLIGENCE OR OTHERWISE) ARISING IN ANY WAY OUT OF THE USE OF
* THIS SOFTWARE, EVEN IF ADVISED OF THE POSSIBILITY OF SUCH DAMAGE.
*/

Part I

Basics to Learn Filesystem

Chapter 1

Welcome to the World of Kernel !

In this chapter, the procedure involved in mounting root filesystem is described.

1.1 How Does a System Call Dive into Kernel from User Program ?

In this section, we present how a system call works with an example using a filesystem related system call.

1.1.1 Example: write system call

Let's see how a system call such as `write`, used in the below user application program, is processed.

```
----- hello.c  
main() {  
    char *string = "Hello World ?";  
  
    write(0, string, strlen(string));  
}
```

```
----- hello.c
```

`write` function is defined in `libc` library of GNU C compiler. For `sparc64` platform, the source code of `write` function in `libc` library is shown below.

```
----- src/lib/libc/obj/write.S  
  
1 #include "SYS.h"  
2 RSYSCALL(write)  
  
----- src/lib/libc/obj/write.S
```

`RSYSCALL` macro used in the above platform-independent `write.S` code is defined in a machine independent way in `libc` library source, `src/lib/libc/arch/sparc64/SYS.h`.

```
----- src/lib/libc/arch/sparc64/SYS.h
```

```

87 /*
88 * RSYSCALL is used when the system call should just return. Here
89 * we use the SYSCALL_G7RFLAG to put the 'success' return address in %g7
90 * and avoid a branch.
91 */
92 #define RSYSCALL(x) \
93     ENTRY(x); mov (_CAT(SYS_,x))|SYSCALL_G7RFLAG,%g1; add %o7,8,%g7; \
94     t ST_SYSCALL; ERROR()
/src/lib/libc/arch/sparc64

```

----- src/lib/libc/arch/sparc64/SYS.h

Thus, `write` system call used in `hello.c` executes assembly code of line 93 where argument `x` is replaced with `write`. As a result, system call number is stored `%g1` register, and Ultra SPARC CPU Trap is occurred by `t` instruction.

1.1.2 Ultra SPARC 0x7c CPU Trap

Ultra SPARC CPU trap number, `ST_SYSCALL` is defined as

```

----- arch/sparc64/include/trap.h
106 #define T_SUN_SYSCALL    0x100    /* system call */
...
150 #define ST_SYSCALL      (T_SUN_SYSCALL & 0x7f)
----- arch/sparc64/include/trap.h

```

How Ultra SPARC CPU trap is processed is determined by CPU initialization stage during bootstrap, according to `arch/sparc64/sparc64/locore.s`. This part of the kernel source code is listed below.

```

----- arch/sparc64/include/trap.h
636 #define SYSCALL          VTRAP(0x100, syscall_setup)
...
...
805     .globl _C_LABEL(trapbase)
806 _C_LABEL(trapbase):
807     b dostart; nop; TA8      ! 000 = reserved -- Use it to boot
808     /* We should not get the next 5 traps */
809     UTRAP(0x001)            ! 001 = POR Reset -- ROM should get this
810     UTRAP(0x002)            ! 002 = WDR -- ROM should get this
811     UTRAP(0x003)            ! 003 = XIR -- ROM should get this
...
1010     UTRAP(0x0fc); TA32     ! 0x0fc fill_7_other
1011 TABLE(syscall):
1012     SYSCALL                 ! 0x100 = sun syscall
----- arch/sparc64/sparc64/locore.s

```

Remember that `write` function defined in `libc` library requests CPU Trap, `ST_SYSCALL` that is defined as `0x7c`. So, according to line 1012 of `arch/sparc64/include/trap.h`, jump to `syscall_setup` label is made.

Source code from the `syscall_setup` is shown below.

1.1. HOW DOES A SYSTEM CALL DIVE INTO KERNEL FROM USER PROGRAM ?19

----- arch/sparc64/sparc64/locore.s

```
3905 /*
3906 * syscall_setup() builds a trap frame and calls syscall().
3907 * sun_syscall is same but delivers sun system call number
3908 * XXX should not have to save&reload ALL the registers just for
3909 * ptrace...
3910 */
3911 syscall_setup:
3912 #ifdef TRAPS_USE_IG
3913     wrpr    %g0, PSTATE_KERN|PSTATE_IG, %pstate ! DEBUG
3914 #endif
3915     TRAP_SETUP(-CC64FSZ-TF_SIZE)
3916
3917 #ifdef DEBUG
3918     rdpr    %tt, %o1    ! debug
3919     sth %o1, [%sp + CC64FSZ + STKB + TF_TT]! debug
3920 #endif
3921
3922     wrpr    %g0, PSTATE_KERN, %pstate    ! Get back to normal globals
3923     stx %g1, [%sp + CC64FSZ + STKB + TF_G + ( 1*8)]
3924     mov %g1, %o1    ! code
3925     rdpr    %tpc, %o2    ! (pc)
3926     stx %g2, [%sp + CC64FSZ + STKB + TF_G + ( 2*8)]
3927     rdpr    %tstate, %g1
3928     stx %g3, [%sp + CC64FSZ + STKB + TF_G + ( 3*8)]
3929     rdpr    %tnpc, %o3
3930     stx %g4, [%sp + CC64FSZ + STKB + TF_G + ( 4*8)]
3931     rd    %y, %o4
3932     stx %g5, [%sp + CC64FSZ + STKB + TF_G + ( 5*8)]
3933     stx %g6, [%sp + CC64FSZ + STKB + TF_G + ( 6*8)]
3934     CHKPT(%g5,%g6,0x31)
3935     wrpr    %g0, 0, %t1    ! return to t1=0
3936     stx %g7, [%sp + CC64FSZ + STKB + TF_G + ( 7*8)]
3937     add %sp, CC64FSZ + STKB, %o0    ! (&tf)
3938
3939     stx %g1, [%sp + CC64FSZ + STKB + TF_TSTATE]
3940     stx %o2, [%sp + CC64FSZ + STKB + TF_PC]
3941     stx %o3, [%sp + CC64FSZ + STKB + TF_NPC]
3942     st    %o4, [%sp + CC64FSZ + STKB + TF_Y]
3943
3944     rdpr    %pil, %g5
3945     stb %g5, [%sp + CC64FSZ + STKB + TF_PIL]
3946     stb %g5, [%sp + CC64FSZ + STKB + TF_OLDPIL]
3947
3948     !! In the EMBEDANY memory model %g4 points to the start of the data segment.
3949     !! In our case we need to clear it before calling any C-code
3950     clr %g4
3951     wr    %g0, ASI_PRIMARY_NOFAULT, %asi    ! Restore default ASI
3952
3953     call    _C_LABEL(syscall)    ! syscall(&tf, code, pc)
3954     wrpr    %g0, PSTATE_INTR, %pstate    ! turn on interrupts
3955
3956     /* see 'proc_trampoline' for the reason for this label */
```

```

3957 return_from_syscall:
3958     wrpr    %g0, PSTATE_KERN, %pstate    ! Disable interrupts
3959     CHKPT(%o1,%o2,0x32)
3960     wrpr    %g0, 0, %t1                ! Return to t1==0
3961     CHKPT(%o1,%o2,4)
3962     ba,a,pt %icc, return_from_trap
3963     nop
3964     NOTREACHED

```

- arch/sparc64/sparc64/locore.s

Notice that in **line 3953**, jump to `syscall` function defined in `arch/sparc64/sparc64/trap.c`. `trap.c` is somewhat complex since it supports system call emulation such as Solaris or Ultra Linux. Critical part of `trap.c` managing NetBSD specific system call is shown below.

```

- arch/sparc64/sparc64/trap.s

1721 void
1722 syscall(tf, code, pc)
1723     register_t code;
1724     struct trapframe64 *tf;
1725     register_t pc;
1726 {
1727     int i, nsys, nap;
1728     int64_t *ap;
1729     const struct sysent *callp;
1730     struct proc *p;
1731     int error = 0, new;
1732     union args {
1733         register32_t i[8];
1734         register64_t l[8];
1735     } args;
...
1766     p = curproc;
...
1780     callp = p->p_emul->e_sysent;
1781     nsys = p->p_emul->e_nsysent;
...
1851         callp += code;
...

1876         error = copyin((caddr_t)(u_long)tf->tf_out[6] + BIAS +
1877             offsetof(struct frame64, fr_argx),
1878             &args.l[nap],
1879             (i - nap) * sizeof(register64_t));
...
1997     error = (*callp->sy_call)(p, &args, rval);

```

- arch/sparc64/sparc64/trap.s

By **line 1997**, a function pointed by a function pointer is called. The function pointer is set by **line 1780** and **line 1851**. To explain what this function pointer means, kernel structure for a process should briefly described.

Kernel structure to describe a process is `struct proc` and it contains so called per-process emulation information in `const struct emul *p_emul` structure.

1.1. HOW DOES A SYSTEM CALL DIVE INTO KERNEL FROM USER PROGRAM ?21

```
----- sys/proc.h  
149 struct proc {  
...  
173     pid_t          p_pid;          /* Process identifier */  
...  
218     const struct emul *p_emul;     /* Emulation information */  
219     void           *p_emuldata;    /*  
...  
264 };  
----- sys/proc.h
```

This member is used to run a SUN Solaris or Linux binary on NetBSD/sparc64. However, for native NetBSD/sparc64 binary, this member is initialized by `kern/init_main.c` to point a `const struct emul emul_netbsd` structure defined in `kern/kern_exec.c`. The source for this initialization is

```
----- sys/proc.h  
165 /*  
166 * System startup; initialize the world, create process 0, mount root  
167 * filesystem, and fork to create init and pagedaemon. Most of the  
168 * hard work is done in the lower-level initialization routines including  
169 * startup(), which does memory initialization and autoconfiguration.  
170 */  
171 void  
172 main(void)  
173 {  
174     struct proc *p;  
...  
188     /*  
189     * Initialize the current process pointer (curproc) before  
190     * any possible traps/probes to simplify trap processing.  
191     */  
192     simple_lock_init(&proc0.p_raslock);  
193     p = &proc0;  
194     curproc = p;  
...  
274     p->p_emul = &emul_netbsd;  
...  
545     /*  
546     * Okay, now we can let init(8) exec! It's off to userland!  
547     */  
548     start_init_exec = 1;  
549     wakeup((void *)&start_init_exec);  
550  
551     /* The scheduler is an infinite loop. */  
552     uvm_scheduler();  
553     /* NOTREACHED */  
554 }  
----- sys/proc.h
```

and,

```

kern/kern.exec.h

128 const struct emul emul_netbsd = {
129     "netbsd",
130     NULL,          /* emulation path */
131 #ifndef __HAVE_MINIMAL_EMUL
132     EMUL_HAS_SYS__syscall,
133     NULL,
134     SYS_syscall,
135     SYS_NSYSSENT,
136 #endif
137     sysent,
138 #ifdef SYSCALL_DEBUG
139     syscallnames,
140 #else
141     NULL,
142 #endif
143     sendsig,
144     trapsignal,
145     sigcode,
146     esigcode,
147     setregs,
148     NULL,
149     NULL,
150     NULL,
151 #ifdef __HAVE_SYSCALL_INTERN
152     syscall_intern,
153 #else
154     syscall,
155 #endif
156     NULL,
157     NULL,
158 };

```

kern/kern.exec.h

where the definition of `struct emul` structure is

```

kern/kern.exec.h

94 struct emul {
95     const char    *e_name;          /* Symbolic name */
96     const char    *e_path;         /* Extra emulation path (NULL if none)*/
97 #ifndef __HAVE_MINIMAL_EMUL
98     int           e_flags;         /* Miscellaneous flags, see above */
99                                     /* Syscall handling function */
100     const int     *e_errno;        /* Errno array */
101     int           e_nosys;        /* Offset of the nosys() syscall */
102     int           e_nsysent;       /* Number of system call entries */
103 #endif
104     const struct sysent *e_sysent; /* System call array */
105     const char * const *e_syscallnames; /* System call name array */
106                                     /* Signal sending function */
107     void          (*e_sendsig) __P((int, sigset_t *, u_long));
108     void          (*e_trapsignal) __P((struct proc *, int, u_long));

```

1.1. HOW DOES A SYSTEM CALL DIVE INTO KERNEL FROM USER PROGRAM ?23

```

109     char        *e_sigcode;    /* Start of sigcode */
110     char        *e_esigcode;   /* End of sigcode */
111                                     /* Set registers before execution */
112     void        (*e_setregs) __P((struct proc *, struct exec_package *,
113                                 u_long));
114
115                                     /* Per-process hooks */
116     void        (*e_proc_exec) __P((struct proc *,
117                                    struct exec_package *));
118     void        (*e_proc_fork) __P((struct proc *p,
119                                    struct proc *parent));
120     void        (*e_proc_exit) __P((struct proc *));
121
122 #ifdef __HAVE_SYSCALL_INTERN
123     void        (*e_syscall_intern) __P((struct proc *));
124 #else
125     void        (*e_syscall) __P((void));
126 #endif
127                                     /* Emulation specific sysctl */
128     int         (*e_sysctl) __P((int *, u_int , void *, size_t *,
129                                void *, size_t, struct proc *p));
130     int         (*e_fault) __P((struct proc *, vaddr_t, int, int));
131 };

```

----- kern/kern_exec.h

The `emul_netbsd` structure has a member whose definition is `const struct sysent *e_sysent` and this member points, by the initialization of `kern/kern_exec.c`, to `struct sysent sysent[]` array of structure which is defined in `init_sysent.c` as

```

----- kern/init_sysent.h
71 struct sysent sysent[] = {
72     { 0, 0, 0,
73       sys_nosys },
74     { 1, s(struct sys_exit_args), 0,
75       sys_exit },
76     { 0, 0, 0,
77       sys_fork },
78     { 3, s(struct sys_read_args), 0,
79       sys_read },
80     { 3, s(struct sys_write_args), 0,
81       sys_write },
82     { 3, s(struct sys_open_args), 0,
83       sys_open },
...
1227     sys_nosys },
1228 };

```

----- kern/init_sysent.h

where `struct sysent` is defined as

----- kern/init_sysent.h

```

131 extern struct sysent {          /* system call table */
132     short   sy_narg;           /* number of args */
133     short   sy_argsize;       /* total size of arguments */
134     int     sy_flags;         /* flags. see below */
135     sy_call_t *sy_call;       /* implementing function */
136 } sysent[];

```

kern/init_sysent.h

Now, based on the description up to now, we can exactly understand what the **line 1997** means. Actually, It means that jump to the `sys_write` function.

1.1.3 Jump to the File Descriptor Layer

`sys_write` function is defined in `sys_generic.c` as

```

278 /*
279  * Write system call
280  */
281 int
282 sys_write(struct proc *p, void *v, register_t *retval)
283 {
284     struct sys_write_args /* {
285         syscallarg(int)          fd;
286         syscallarg(const void *) buf;
287         syscallarg(size_t)       nbyte;
288     } */ *uap = v;
289     int          fd;
290     struct file  *fp;
291     struct filedesc *fdp;
292
293     fd = SCARG(uap, fd);
294     fdp = p->p_fdp;
295
296     if ((fp = fd_getfile(fdp, fd)) == NULL)
297         return (EBADF);
298
299     if ((fp->f_flag & FWRITE) == 0)
300         return (EBADF);
301
302     FILE_USE(fp);
303
304     /* dofilewrite() will unuse the descriptor for us */
305     return (dofilewrite(p, fd, fp, SCARG(uap, buf), SCARG(uap, nbyte),
306         &fp->f_offset, FOF_UPDATE_OFFSET, retval));
307 }
308
309 int
310 dofilewrite(struct proc *p, int fd, struct file *fp, const void *buf,
311     size_t nbyte, off_t *offset, int flags, register_t *retval)
312 {
313     struct uio    auio;
314     struct iovec  aiov;

```


1.1. HOW DOES A SYSTEM CALL DIVE INTO KERNEL FROM USER PROGRAM ?25

```
315         size_t         cnt;
316         int             error;
317 #ifdef KTRACE
318         struct iovec    ktriov;
319 #endif
320
321         error = 0;
322         aiov.iov_base = (caddr_t)buf;           /* XXX kills const */
323         aiov.iov_len = nbyte;
324         auio.uio_iov = &aiov;
325         auio.uio_iovcnt = 1;
326         auio.uio_resid = nbyte;
327         auio.uio_rw = UIO_WRITE;
328         auio.uio_segflg = UIO_USERSPACE;
329         auio.uio_procp = p;
330
331         /*
332          * Writes return ssize_t because -1 is returned on error. Therefore
333          * we must restrict the length to SSIZE_MAX to avoid garbage return
334          * values.
335          */
336         if (auio.uio_resid > SSIZE_MAX) {
337             error = EINVAL;
338             goto out;
339         }
340
341 #ifdef KTRACE
342         /*
343          * if tracing, save a copy of iovec
344          */
345         if (KTRPOINT(p, KTR_GENIO))
346             ktriov = aiov;
347 #endif
348         cnt = auio.uio_resid;
349         error = (*fp->f_ops->fo_write)(fp, offset, &auio, fp->f_cred, flags);
350         if (error) {
351             if (auio.uio_resid != cnt && (error == ERESTART ||
352                 error == EINTR || error == EWOULDBLOCK))
353                 error = 0;
354             if (error == EPIPE)
355                 psignal(p, SIGPIPE);
356         }
357         cnt -= auio.uio_resid;
358 #ifdef KTRACE
359         if (KTRPOINT(p, KTR_GENIO) && error == 0)
360             ktrgenio(p, fd, UIO_WRITE, &ktriov, cnt, error);
361 #endif
362         *retval = cnt;
363     out:
364         FILE_UNUSE(fp, p);
365         return (error);
366 }
```

Do you think it is the whole kernel source code to process `write` system call ? Unfortunately, there remains somewhat long way for us to walk before we reach the realm of the fast filesystem code. / :)

See the **line 349** of `kern/sys/generic.c`. You may wonder how the `f_ops` member of `fp` structure is set. It is initialized when `open` system call is executed as,

----- `kern/vfs_syscalls.c`

```

986 /*
987  * Check permissions, allocate an open file structure,
988  * and call the device open routine if any.
989  */
990 int
991 sys_open(p, v, retval)
992     struct proc *p;
993     void *v;
994     register_t *retval;
995 {
996     struct sys_open_args /* {
997         syscallarg(const char *) path;
998         syscallarg(int) flags;
999         syscallarg(int) mode;
1000     } */ *uap = v;
1001     struct cwdinfo *cwdi = p->p_cwdi;
1002     struct filedesc *fdp = p->p_fdp;
1003     struct file *fp;
1004     struct vnode *vp;
1005     int flags, cmode;
1006     int type, indx, error;
1007     struct flock lf;
1008     struct nameidata nd;
1009
1010     flags = FFLAGS(SCARG(uap, flags));
1011     if ((flags & (FREAD | FWRITE)) == 0)
1012         return (EINVAL);
1013     /* falloc() will use the file descriptor for us */
1014     if ((error = falloc(p, &fp, &indx)) != 0)
1015         return (error);
1016     cmode = ((SCARG(uap, mode) &~ cwdi->cwdi_cmask) & ALLPERMS) &~ S_ISTXT;
1017     NDINIT(&nd, LOOKUP, FOLLOW, UIO_USERSPACE, SCARG(uap, path), p);
1018     p->p_dupfd = -indx - 1; /* XXX check for fdopen */
1019     if ((error = vn_open(&nd, flags, cmode)) != 0) {
1020         FILE_UNUSE(fp, p);
1021         ffree(fp);
1022         if ((error == ENODEV || error == ENXIO) &&
1023             p->p_dupfd >= 0 && /* XXX from fdopen */
1024             (error =
1025                 dupfdopen(p, indx, p->p_dupfd, flags, error)) == 0) {
1026             *retval = indx;
1027             return (0);
1028         }
1029         if (error == ERESTART)
1030             error = EINTR;

```

1.1. HOW DOES A SYSTEM CALL DIVE INTO KERNEL FROM USER PROGRAM ?27

```

1031             fdremove(fdp, indx);
1032             return (error);
1033         }
1034         p->p_dupfd = 0;
1035         vp = nd.ni_vp;
1036         fp->f_flag = flags & FMASK;
1037         fp->f_type = DTYPE_VNODE;
1038         fp->f_ops = &vnops;
1039         fp->f_data = (caddr_t)vp;
1040         if (flags & (O_EXLOCK | O_SHLOCK)) {
1041             lf.l_whence = SEEK_SET;
1042             lf.l_start = 0;
1043             lf.l_len = 0;
1044             if (flags & O_EXLOCK)
1045                 lf.l_type = F_WRLCK;
1046             else
1047                 lf.l_type = F_RDLCK;
1048             type = F_FLOCK;
1049             if ((flags & FNONBLOCK) == 0)
1050                 type |= F_WAIT;
1051             VOP_UNLOCK(vp, 0);
1052             error = VOP_ADVLOCK(vp, (caddr_t)fp, F_SETLK, &lf, type);
1053             if (error) {
1054                 (void) vn_close(vp, fp->f_flag, fp->f_cred, p);
1055                 FILE_UNUSE(fp, p);
1056                 ffree(fp);
1057                 fdremove(fdp, indx);
1058                 return (error);
1059             }
1060             vn_lock(vp, LK_EXCLUSIVE | LK_RETRY);
1061             fp->f_flag |= FHASLOCK;
1062         }
1063         VOP_UNLOCK(vp, 0);
1064         *retval = indx;
1065         FILE_SET_MATURE(fp);
1066         FILE_UNUSE(fp, p);
1067         return (0);
1068 }

```

----- kern/vfs_syscalls.c

You can check that this code segment is described by the page 205-207 of a book titled as *'the design and implementation of the 4.4BSD operating system'*

For more important, see **1038** of `vfs_syscalls.c`. Did you have a sense what this means? By this code line, the `f_ops` member of `fp` structure in **line 349** of `kern/sys_generic.c` points `vnops` global variable which is defined as,

```

----- kern/vfs_vnops.c

82 struct  fileops vnops = {
83         vn_read, vn_write, vn_ioctl, vn_fcntl, vn_poll,
84         vn_statfile, vn_closefile, vn_kqfilter
85 };

```

----- kern/vfs_vnops.c

where the definition of `struct fileops` is embedded in the definition of `file` structure as,

```

53 /*
54  * Kernel descriptor table.
55  * One entry for each open kernel vnode and socket.
56  */
57 struct file {
58     LIST_ENTRY(file) f_list;        /* list of active files */
59     int             f_flag;         /* see fcntl.h */
60     int             f_iflags;      /* internal flags */
61 #define DTYPE_VNODE    1          /* file */
62 #define DTYPE_SOCKET   2          /* communications endpoint */
63 #define DTYPE_PIPE     3          /* pipe */
64 #define DTYPE_KQUEUE   4          /* event queue */
65 #define DTYPE_MISC     5          /* misc file descriptor type */
66     int             f_type;         /* descriptor type */
67     u_int           f_count;        /* reference count */
68     u_int           f_msgcount;     /* references from message queue */
69     int             f_usecount;     /* number active users */
70     struct ucred    *f_cred;        /* creds associated with descriptor */
71     struct fileops {
72         int         (*fo_read)      (struct file *fp, off_t *offset,
73                                     struct uio *uio,
74                                     struct ucred *cred, int flags);
75         int         (*fo_write)     (struct file *fp, off_t *offset,
76                                     struct uio *uio,
77                                     struct ucred *cred, int flags);
78         int         (*fo_ioctl)     (struct file *fp, u_long com,
79                                     caddr_t data, struct proc *p);
80         int         (*fo_fcntl)     (struct file *fp, u_int com,
81                                     caddr_t data, struct proc *p);
82         int         (*fo_poll)      (struct file *fp, int events,
83                                     struct proc *p);
84         int         (*fo_stat)      (struct file *fp, struct stat *sp,
85                                     struct proc *p);
86         int         (*fo_close)     (struct file *fp, struct proc *p);
87         int         (*fo_kqfilter)  (struct file *fp, struct knote *kn);
88     } *f_ops;
89     off_t           f_offset;
90     caddr_t         f_data;         /* descriptor data, e.g. vnode/socket */
91 };

```

Based on the above code, **line 349** of `kern_sysgeneric.c` makes a jump to `vn_write`.

1.1.4 Arriving at Virtual Filesystem Operations

The `vn_write` function is defined in `vfs_vnops.c` as,

`kern/vfs_vnops.c`

```

526 /*
527  * File table vnode write routine.
528  */
529 static int
530 vn_write(fp, offset, uio, cred, flags)
531     struct file *fp;
532     off_t *offset;
533     struct uio *uio;
534     struct ucred *cred;
535     int flags;
536 {
537     struct vnode *vp = (struct vnode *)fp->f_data;
538     int count, error, ioflag = IO_UNIT;
539
540     if (vp->v_type == VREG && (fp->f_flag & O_APPEND))
541         ioflag |= IO_APPEND;
542     if (fp->f_flag & FNONBLOCK)
543         ioflag |= IO_NDELAY;
544     if (fp->f_flag & FFSYNC ||
545         (vp->v_mount && (vp->v_mount->mnt_flag & MNT_SYNCHRONOUS)))
546         ioflag |= IO_SYNC;
547     else if (fp->f_flag & FDSYNC)
548         ioflag |= IO_DSYNC;
549     if (fp->f_flag & FALTIO)
550         ioflag |= IO_ALTSEMANTICS;
551     VOP_LEASE(vp, uio->uio_procp, cred, LEASE_WRITE);
552     vn_lock(vp, LK_EXCLUSIVE | LK_RETRY);
553     uio->uio_offset = *offset;
554     count = uio->uio_resid;
555     error = VOP_WRITE(vp, uio, ioflag, cred);
556     if (flags & FOF_UPDATE_OFFSET) {
557         if (ioflag & IO_APPEND)
558             *offset = uio->uio_offset;
559         else
560             *offset += count - uio->uio_resid;
561     }
562     VOP_UNLOCK(vp, 0);
563     return (error);
564 }

```

kern/vfs_vnops.c

By the functions used in line **line 551, 555** — `VOP_LEASE`, `VOP_WRITE` — are calls to virtual filesystem operations. Before describing the jump to virtual file system code by this function, we should explain architecture and source code for virtual filesystem layer in NetBSD/sparc64. Therefore, we postpone further description to the next chapter telling about virtual filesystem layer implementation.

Starting from `write` system call in `hello.c`, we arrived just before the filesystem code. Isn't it interesting ?

1.2 General Data Structures in Kernel such as List, Hash, Queue, ...

In NetBSD, general data structure manipulation macros are provided. Conceptually, they are equivalent to templates of C++ language. To use these macro, the only thing to do is including `sys/queue.h` header file.

Those built-in macros in NetBSD supports five types of data structures: singly-linked lists, linked-lists, simple queues, tail queues, and circular queues. They are used by the various parts of kernel. For example, *buffer cache* uses lists and tail queues.

All five data structures support the following four functionality:

- Insertion of a new entry at the head of the list
- Insertion of a new entry before or after any element in the list
- Removal of any entry in the list
- Forward traversal through the list

All doubly linked types of data structures (lists, tail queues, and circle queues) additionally allow:

- Insertion of a new entry before any element in the list.
- O(1) removal of any entry in the list.

However, code size and execution time of operations (except for removal) is about twice that of the singly-linked data structures.

1.2.1 Linked-Lists

Linked lists are the simplest of the doubly linked data structures.

Here is an example using linked lists.

An Example

```

LIST_HEAD(listhead, entry) head;
struct listhead *headp;          /* List head. */
struct entry {
    ...
    LIST_ENTRY(entry) entries;   /* List. */
    ...
} *n1, *n2, *np;

LIST_INIT(&head);                /* Initialize the list. */

n1 = malloc(sizeof(struct entry)); /* Insert at the head. */
LIST_INSERT_HEAD(&head, n1, entries);

n2 = malloc(sizeof(struct entry)); /* Insert after. */
LIST_INSERT_AFTER(n1, n2, entries);

n2 = malloc(sizeof(struct entry)); /* Insert before. */
LIST_INSERT_BEFORE(n1, n2, entries);

/* Forward traversal. */

```

1.2. GENERAL DATA STRUCTURES IN KERNEL SUCH AS LIST, HASH, QUEUE, ...31

```
LIST_FOREACH(np, &head, entries)
    np-> ...
                                /* Delete. */
while (LIST_FIRST(&head) != NULL)
    LIST_REMOVE(LIST_FIRST(&head), entries);
if (LIST_EMPTY(&head))
    printf("nothing to do\n");
```

From now on, with this example, we will describe how to use built-in macros about linked-lists.

List Definition

A list is headed by a structure defined by the LIST_HEAD macro. This macro is defined in `sys/queue.h` as,

```
----- sys/queue.h
87 /*
88  * List definitions.
89  */
90 #define LIST_HEAD(name, type)
91 struct name {
92     struct type *lh_first; /* first element */
93 }
----- sys/queue.h
```

This structure contains a single pointer to the first element on the list. The elements are doubly linked so that an arbitrary element can be removed without traversing the list. New elements can be added to the list after an existing element, before an existing element, or at the head of the list. A LIST_HEAD structure is declared as follows:

```
-----
LIST_HEAD(HEADNAME, TYPE) head;
-----
```

where HEADNAME is the name of the structure to be defined, and TYPE is the type of the elements to be linked into the list. A pointer to the head of the list can later be declared as:

```
-----
struct HEADNAME *headp;
-----
```

(The names head and headp are user selectable.)

Declaring Entry

The macro `LIST_ENTRY` declares a structure that connects the elements in the list. This macro is defined in `sys/queue.h` as,

```

----- sys/queue.h
98 #define LIST_ENTRY(type)                                     \
99 struct {                                                    \
100     struct type *le_next; /* next element */                \
101     struct type **le_prev; /* address of previous next element */ \
102 }
----- sys/queue.h

```

List Initialization

The macro `LIST_INIT` initializes the list referenced by `head`. This macro is defined as,

```

----- sys/queue.h
128 #define LIST_INIT(head) do {                               \
129     (head)->lh_first = NULL;                               \
130 } while (/*CONSTCOND*/0)
----- sys/queue.h

```

Entry Insertion

`LIST_INSERT_HEAD` macro inserts the new element `elm` at the head of the list.

`LIST_INSERT_AFTER` inserts the new element `elm` after the element `listelm`.

`LIST_INSERT_BEFORE` inserts the new element `elm` before the element `listelm`.

Those macros are defined in `sys/queue.h` as,

```

----- sys/queue.h
132 #define LIST_INSERT_AFTER(listelm, elm, field) do {       \
133     QUEUEDEBBUG_LIST_OP((listelm), field)                  \
134     if ((elm)->field.le_next = (listelm)->field.le_next) != NULL) \
135         (listelm)->field.le_next->field.le_prev =          \
136         &(elm)->field.le_next;                               \
137     (listelm)->field.le_next = (elm);                       \
138     (elm)->field.le_prev = &(listelm)->field.le_next;      \
139 } while (/*CONSTCOND*/0)
140
141 #define LIST_INSERT_BEFORE(listelm, elm, field) do {       \
142     QUEUEDEBBUG_LIST_OP((listelm), field)                  \
143     (elm)->field.le_prev = (listelm)->field.le_prev;        \
144     (elm)->field.le_next = (listelm);                       \
145     *(listelm)->field.le_prev = (elm);                      \
146     (listelm)->field.le_prev = &(elm)->field.le_next;      \
147 } while (/*CONSTCOND*/0)
148

```


1.2. GENERAL DATA STRUCTURES IN KERNEL SUCH AS LIST, HASH, QUEUE, ...33

```
149 #define LIST_INSERT_HEAD(head, elm, field) do { \
150     QUEUEDEBUG_LIST_INSERT_HEAD((head), (elm), field) \
151     if (((elm)->field.le_next = (head)->lh_first) != NULL) \
152         (head)->lh_first->field.le_prev = &(elm)->field.le_next;\
153     (head)->lh_first = (elm); \
154     (elm)->field.le_prev = &(head)->lh_first; \
155 } while (/*CONSTCOND*/0)
```

----- sys/queue.h

From the definition, macros beginning with QUEUEDEBUG is assertion macros. They are meaningful only if QUEUEDEBUG macro is defined. These macros are defined as

```
----- sys/queue.h
107 #if defined(_KERNEL) && defined(QUEUEDEBUG)
108 #define QUEUEDEBUG_LIST_INSERT_HEAD(head, elm, field) \
109     if ((head)->lh_first && \
110         (head)->lh_first->field.le_prev != &(head)->lh_first) \
111         panic("LIST_INSERT_HEAD %p %s:%d", (head), __FILE__, __LINE__);
112 #define QUEUEDEBUG_LIST_OP(elm, field) \
113     if ((elm)->field.le_next && \
114         (elm)->field.le_next->field.le_prev != \
115         &(elm)->field.le_next) \
116         panic("LIST_* forw %p %s:%d", (elm), __FILE__, __LINE__);
117     if (*(elm)->field.le_prev != (elm)) \
118         panic("LIST_* back %p %s:%d", (elm), __FILE__, __LINE__);
119 #define QUEUEDEBUG_LIST_POSTREMOVE(elm, field) \
120     (elm)->field.le_next = (void *)1L; \
121     (elm)->field.le_prev = (void *)1L;
122 #else
123 #define QUEUEDEBUG_LIST_INSERT_HEAD(head, elm, field)
124 #define QUEUEDEBUG_LIST_OP(elm, field)
125 #define QUEUEDEBUG_LIST_POSTREMOVE(elm, field)
126 #endif
```

----- sys/queue.h

Entry Removal

The macro LIST_REMOVE removes the element elm from the list.

This macro is defined as

```
----- sys/queue.h
157 #define LIST_REMOVE(elm, field) do { \
158     QUEUEDEBUG_LIST_OP((elm), field) \
159     if ((elm)->field.le_next != NULL) \
160         (elm)->field.le_next->field.le_prev = \
161         (elm)->field.le_prev; \
162     *(elm)->field.le_prev = (elm)->field.le_next; \
163     QUEUEDEBUG_LIST_POSTREMOVE((elm), field) \
164 } while (/*CONSTCOND*/0)
```

----- sys/queue.h

List Access

LIST_EMPTY macro return true if the list head has no elements.

LIST_FIRST macro returns the first element of the list head.

LIST_FOREACH macro traverses the list referenced by head in the forward direction, assigning each element in turn to var.

LIST_NEXT macro returns the element after the element elm.

Those macros are defined as

```

166 #define LIST_FOREACH(var, head, field)
167     for ((var) = ((head)->lh_first);
168         (var);
169         (var) = ((var)->field.le_next))
170
171 /*
172  * List access methods.
173  */
174 #define LIST_EMPTY(head)          ((head)->lh_first == NULL)
175 #define LIST_FIRST(head)         ((head)->lh_first)
176 #define LIST_NEXT(elm, field)    ((elm)->field.le_next)

```

Now, if you see again the previous example, you would fully understand how it works !

1.2.2 Tail Queues

Tail queues add the following one additional functionality:

- Entries can be added at the end of a list.

However,

- All list insertions and removals, except insertion before another element, must specify the head of the list.
- Code size is about 15% slower than linked-lists.

An Example

```

TAILQ_HEAD(tailhead, entry) head;
struct tailhead *headp;          /* Tail queue head. */
struct entry {
    ...
    TAILQ_ENTRY(entry) entries;  /* Tail queue. */
    ...
} *n1, *n2, *np;

TAILQ_INIT(&head);                /* Initialize the queue. */

n1 = malloc(sizeof(struct entry)); /* Insert at the head. */

```

1.2. GENERAL DATA STRUCTURES IN KERNEL SUCH AS LIST, HASH, QUEUE, ...35

```

TAILQ_INSERT_HEAD(&head, n1, entries);

n1 = malloc(sizeof(struct entry));      /* Insert at the tail. */
TAILQ_INSERT_TAIL(&head, n1, entries);

n2 = malloc(sizeof(struct entry));      /* Insert after. */
TAILQ_INSERT_AFTER(&head, n1, n2, entries);

n2 = malloc(sizeof(struct entry));      /* Insert before. */
TAILQ_INSERT_BEFORE(n1, n2, entries);

/* Forward traversal. */
TAILQ_FOREACH(np, &head, entries)
    np-> ...

/* Reverse traversal. */
TAILQ_FOREACH_REVERSE(np, &head, tailhead, entries)
    np-> ...

/* Delete. */
while (TAILQ_FIRST(&head) != NULL)
    TAILQ_REMOVE(&head, TAILQ_FIRST(&head), entries);
if (TAILQ_EMPTY(&head))
    printf("nothing to do\n");

```

If you read the previous subsection about linked-list, you will not have any problem in understanding the above example. Therefore, instead of describing usages for each macro, we show the definition of those macros.

sys/queue.h

```

310 /*
311  * Tail queue definitions.
312  */
313 #define TAILQ_HEAD(name, type)
314 struct name {
315     struct type *tqh_first; /* first element */
316     struct type **tqh_last; /* addr of last next element */
317 }
318
319 #define TAILQ_HEAD_INITIALIZER(head)
320     { NULL, &(head).tqh_first }
321
322 #define TAILQ_ENTRY(type)
323 struct {
324     struct type *tqe_next; /* next element */
325     struct type **tqe_prev; /* address of previous next element */
326 }
327
328 /*
329  * Tail queue functions.
330  */
331 #if defined(_KERNEL) && defined(QUEUEDeBUG)
332 #define QUEUEDeBUG_TAILQ_INSERT_HEAD(head, elm, field)
333     if ((head)->tqh_first &&
334         (head)->tqh_first->field.tqe_prev != &(head)->tqh_first)

```

```

335         panic("TAILQ_INSERT_HEAD %p %s:%d", (head), __FILE__, __LINE__);
336 #define QUEUEDEBUG_TAILQ_INSERT_TAIL(head, elm, field)          \
337     if (*(head)->tqh_last != NULL)                             \
338         panic("TAILQ_INSERT_TAIL %p %s:%d", (head), __FILE__, __LINE__);
339 #define QUEUEDEBUG_TAILQ_OP(elm, field)                        \
340     if ((elm)->field.tqe_next &&                               \
341         (elm)->field.tqe_next->field.tqe_prev !=              \
342         &(elm)->field.tqe_next)                               \
343         panic("TAILQ_* forw %p %s:%d", (elm), __FILE__, __LINE__); \
344     if (*(elm)->field.tqe_prev != (elm))                       \
345         panic("TAILQ_* back %p %s:%d", (elm), __FILE__, __LINE__);
346 #define QUEUEDEBUG_TAILQ_PREREMOVE(head, elm, field)          \
347     if ((elm)->field.tqe_next == NULL &&                     \
348         (head)->tqh_last != &(elm)->field.tqe_next)         \
349         panic("TAILQ_PREREMOVE head %p elm %p %s:%d",        \
350             (head), (elm), __FILE__, __LINE__);
351 #define QUEUEDEBUG_TAILQ_POSTREMOVE(elm, field)               \
352     (elm)->field.tqe_next = (void *)1L;                       \
353     (elm)->field.tqe_prev = (void *)1L;
354 #else
355 #define QUEUEDEBUG_TAILQ_INSERT_HEAD(head, elm, field)
356 #define QUEUEDEBUG_TAILQ_INSERT_TAIL(head, elm, field)
357 #define QUEUEDEBUG_TAILQ_OP(elm, field)
358 #define QUEUEDEBUG_TAILQ_PREREMOVE(head, elm, field)
359 #define QUEUEDEBUG_TAILQ_POSTREMOVE(elm, field)
360 #endif
361
362 #define TAILQ_INIT(head) do {                                  \
363     (head)->tqh_first = NULL;                                  \
364     (head)->tqh_last = &(head)->tqh_first;                    \
365 } while (/*CONSTCOND*/0)
366
367 #define TAILQ_INSERT_HEAD(head, elm, field) do {              \
368     QUEUEDEBUG_TAILQ_INSERT_HEAD((head), (elm), field)        \
369     if (((elm)->field.tqe_next = (head)->tqh_first) != NULL) \
370         (head)->tqh_first->field.tqe_prev =                    \
371         &(elm)->field.tqe_next;                                \
372     else                                                         \
373         (head)->tqh_last = &(elm)->field.tqe_next;            \
374     (head)->tqh_first = (elm);                                  \
375     (elm)->field.tqe_prev = &(head)->tqh_first;                \
376 } while (/*CONSTCOND*/0)
377
378 #define TAILQ_INSERT_TAIL(head, elm, field) do {              \
379     QUEUEDEBUG_TAILQ_INSERT_TAIL((head), (elm), field)        \
380     (elm)->field.tqe_next = NULL;                               \
381     (elm)->field.tqe_prev = (head)->tqh_last;                  \
382     *(head)->tqh_last = (elm);                                  \
383     (head)->tqh_last = &(elm)->field.tqe_next;                \
384 } while (/*CONSTCOND*/0)
385
386 #define TAILQ_INSERT_AFTER(head, listelm, elm, field) do {   \
387     QUEUEDEBUG_TAILQ_OP((listelm), field)                      \
388     if (((elm)->field.tqe_next = (listelm)->field.tqe_next) != NULL) \

```

1.2. GENERAL DATA STRUCTURES IN KERNEL SUCH AS LIST, HASH, QUEUE, ...37

```

389             (elm)->field.tqe_next->field.tqe_prev =           \
390                 &(elm)->field.tqe_next;                       \
391     else                                                       \
392         (head)->tqh_last = &(elm)->field.tqe_next;           \
393         (listelm)->field.tqe_next = (elm);                    \
394         (elm)->field.tqe_prev = &(listelm)->field.tqe_next;  \
395 } while (/*CONSTCOND*/0)
396
397 #define TAILQ_INSERT_BEFORE(listelm, elm, field) do {         \
398     QUEUEDEBUG_TAILQ_OP((listelm), field)                     \
399     (elm)->field.tqe_prev = (listelm)->field.tqe_prev;       \
400     (elm)->field.tqe_next = (listelm);                        \
401     *(listelm)->field.tqe_prev = (elm);                       \
402     (listelm)->field.tqe_prev = &(elm)->field.tqe_next;     \
403 } while (/*CONSTCOND*/0)
404
405 #define TAILQ_REMOVE(head, elm, field) do {                   \
406     QUEUEDEBUG_TAILQ_PREREMOVE((head), (elm), field)         \
407     QUEUEDEBUG_TAILQ_OP((elm), field)                         \
408     if (((elm)->field.tqe_next) != NULL)                       \
409         (elm)->field.tqe_next->field.tqe_prev =               \
410             (elm)->field.tqe_prev;                             \
411     else                                                         \
412         (head)->tqh_last = (elm)->field.tqe_prev;            \
413     *(elm)->field.tqe_prev = (elm)->field.tqe_next;          \
414     QUEUEDEBUG_TAILQ_POSTREMOVE((elm), field);                \
415 } while (/*CONSTCOND*/0)
416
417 /*
418  * Tail queue access methods.
419  */
420 #define TAILQ_EMPTY(head) ((head)->tqh_first == NULL)
421 #define TAILQ_FIRST(head) ((head)->tqh_first)
422 #define TAILQ_NEXT(elm, field) ((elm)->field.tqe_next)
423
424 #define TAILQ_LAST(head, headname) \
425     (*((struct headname *)((head)->tqh_last))->tqh_last)
426 #define TAILQ_PREV(elm, headname, field) \
427     (*((struct headname *)((elm)->field.tqe_prev))->tqh_last)
428
429 #define TAILQ_FOREACH(var, head, field)                       \
430     for ((var) = ((head)->tqh_first);                          \
431          (var);                                                \
432          (var) = ((var)->field.tqe_next))
433
434 #define TAILQ_FOREACH_REVERSE(var, head, headname, field)    \
435     for ((var) = (*((struct headname *)((head)->tqh_last))->tqh_last); \
436          (var);                                                \
437          (var) = (*((struct headname *)((var)->field.tqe_prev))->tqh_last))

```

1.2.3 Hash

The hash implementation in NetBSD kernel is so simple that it has only two functions: `hashinit`, `hashfree`. Only just read the source code will be adequate description for how to use hash in kernel.

```

                                                                    kern/kern_subr.c
314 /*
315  * General routine to allocate a hash table.
316  * Allocate enough memory to hold at least 'elements' list-head pointers.
317  * Return a pointer to the allocated space and set *hashmask to a pattern
318  * suitable for masking a value to use as an index into the returned array.
319  */
320 void *
321 hashinit(elements, htype, mtype, mflags, hashmask)
322     u_int elements;
323     enum hashtype htype;
324     int mtype, mflags;
325     u_long *hashmask;
326 {
327     u_long hashsize, i;
328     LIST_HEAD(, generic) *hashtbl_list;
329     TAILQ_HEAD(, generic) *hashtbl_tailq;
330     size_t esize;
331     void *p;
332
333     if (elements == 0)
334         panic("hashinit: bad cnt");
335     for (hashsize = 1; hashsize < elements; hashsize <= 1)
336         continue;
337
338     switch (htype) {
339     case HASH_LIST:
340         esize = sizeof(*hashtbl_list);
341         break;
342     case HASH_TAILQ:
343         esize = sizeof(*hashtbl_tailq);
344         break;
345 #ifdef DIAGNOSTIC
346     default:
347         panic("hashinit: invalid table type");
348 #endif
349     }
350
351     if ((p = malloc(hashsize * esize, mtype, mflags)) == NULL)
352         return (NULL);
353
354     switch (htype) {
355     case HASH_LIST:
356         hashtbl_list = p;
357         for (i = 0; i < hashsize; i++)
358             LIST_INIT(&hashtbl_list[i]);
359         break;
360     case HASH_TAILQ:

```

```

361             hashtbl_tailq = p;
362             for (i = 0; i < hashsize; i++)
363                 TAILQ_INIT(&hashtbl_tailq[i]);
364             break;
365         }
366         *hashmask = hashsize - 1;
367         return (p);
368     }
369
370     /*
371     * Free memory from hash table previously allocated via hashinit().
372     */
373     void
374     hashdone(hashtbl, mtype)
375         void *hashtbl;
376         int mtype;
377     {
378
379         free(hashtbl, mtype);
380     }

```

kern/kern_subr.c

1.3 Waiting and Sleeping in Kernel

1.4 Kernel Lock Manager

The lock functions provide synchronisation in the kernel by preventing multiple threads from simultaneously executing critical sections of code accessing shared data. A number of different locks are available:

1.4.1 simplelock and lock

`struct simplelock`

Provides a simple spinning mutex. A processor will busy-wait while trying to acquire a simplelock. The simplelock operations are implemented with machine-dependent locking primitives.

Simplelocks are usually used only by the high-level lock manager and to protect short, critical sections of code. Simplelocks are the only locks that can be used inside an interrupt handler. For a simplelock to be used in an interrupt handler, care must be taken to disable the interrupt, acquire the lock, do any processing, release the simplelock and re-enable the interrupt. This procedure is necessary to avoid deadlock between the interrupt handler and other threads executing on the same processor.

`struct lock`

Provides a high-level lock supporting sleeping/spinning until the lock can be acquired. The lock manager supplies both exclusive-access and shared-access locks, with recursive exclusive-access locks within a single thread. It also allows upgrading a shared-access lock to an exclusive-access lock, as well as down-

grading an exclusive-access lock to a shared-access lock.

If the kernel option `LOCKDEBUG` is enabled, additional facilities are provided to record additional lock information. These facilities are provided to assist in determining deadlock occurrences.

1.4.2 Simplelock Interfaces

`simple_lock_init(slock)`

The simplelock `slock` is initialised to the unlocked state. A statically allocated simplelock also can be initialised with the macro `SIMPLELOCK_INITIALIZER`. The effect is the same as the dynamic initialisation by a call to `simple_lock_init`. For example,

```
struct simplelock slock = SIMPLELOCK_INITIALIZER;
```

`simple_lock(slock)`

The simplelock `slock` is locked. If the simplelock is held then execution will spin until the simplelock is acquired. Care must be taken that the calling thread does not already hold the simplelock. In this case, the simplelock can never be acquired. If kernel option `LOCKDEBUG` is enabled, a "locking against myself" panic will occur.

`simple_lock_try(slock)`

Try to acquire the simplelock `slock` without spinning. If the simplelock is held by another thread then the return value is 0. If the simplelock was acquired successfully then the return value is 1.

`simple_lock_unlock(slock)`

The simplelock `slock` is unlocked. The simplelock must be locked and the calling thread must be the one that last acquired the simplelock. If the calling thread does not hold the simplelock, the simplelock will be released but the kernel behaviour is undefined.

`simple_lock_freecheck(start, end)`

Check that all simplelocks in the address range `start` to `end` are not held. If a simplelock within the range is found, the kernel enters the debugger. This function is available only with kernel option `LOCKDEBUG`. It provides a mechanism for basic simplelock consistency checks.

`simple_lock_dump(void)`

Dump the state of all simplelocks in the kernel. This function is available only with kernel option `LOCKDEBUG`.

1.4.3 Lock Interfaces

`lockinit(lock, prio, wmesg, timo, flags)`

The lock `lock` is initialised according to the parameters provided. Arguments are as follows:

lock The lock.

prio The thread priority when it is woken up after sleeping on the lock.

wmesg A sleep message used when a thread goes to sleep waiting for the lock, so that the exact reason it is sleeping can easily be identified.

timo The maximum sleep time. Used by `tsleep(9)`.

flags Flags to specify the lock behaviour permanently over the lifetime of the lock. Valid lock flags are:

LK_NOWAIT
Threads should not sleep when attempting to acquire the lock.

LK_SLEEPFAIL
Threads should sleep, then return failure when acquiring the lock.

LK_CANRECURSE
Threads can acquire the lock recursively.

`lockmgr(lock, flags, slock)`

Set, change or release a lock according to the parameters provided. Arguments are as follows:

lock The lock.

slock Simplelock interlock. If the flag `LK_INTERLOCK` is set in flags, slock is a simplelock held by the caller. When the lock is acquired, the simplelock is released. If the flag `LK_INTERLOCK` is not set, slock is ignored.

flags Flags to specify the lock request type. In addition to the flags specified above, the following flags are valid:

LK_SHARED
Get one of many possible shared-access locks. If a thread holding an exclusive-access lock requests a shared-access lock, the exclusive-access lock is downgraded to a shared-access lock.

LK_EXCLUSIVE
Stop further shared-access locks, when they are cleared, grant a pending upgrade if it exists, then grant an exclusive-access lock. Only one exclusive-access lock may exist at a

time, except that a thread holding an exclusive-access lock may get additional exclusive-access locks if it explicitly sets the LK_CANRECURSE flag in the lock request, or if the LK_CANRECURSE flag was set when the lock was initialised.

LK_UPGRADE

The thread must hold a shared-access lock that it wants to have upgraded to an exclusive-access lock. Other threads may get exclusive access to the protected resource between the time that the upgrade is requested and the time that it is granted.

LK_EXCLUPGRADE

The thread must hold a shared-access lock that it wants to have upgraded to an exclusive-access lock. If the request succeeds, no other threads will have acquired exclusive access to the protected resource between the time that the upgrade is requested and the time that it is granted. However, if another thread has already requested an upgrade, the request will fail.

LK_DOWNGRADE

The thread must hold an exclusive-access lock that it wants to have downgraded to a shared-access lock. If the thread holds multiple (recursive) exclusive-access locks, they will all be downgraded to shared-access locks.

LK_RELEASE

Release one instance of a lock.

LK_DRAIN

Wait for all activity on the lock to end, then mark it decommissioned. This feature is used before freeing a lock that is part of a piece of memory that is about to be freed.

LK_REENABLE

Lock is to be re-enabled after drain. The LK_REENABLE flag may be set only at the release of a lock obtained by a drain.

LK_SETRECURSE

Other locks while we have it OK.

LK_RECURSEFAIL

Attempt at recursive lock fails.

LK_SPIN Lock spins instead of sleeping.

LK_INTERLOCK

Unlock the simplelock slock when the lock is acquired.

lockstatus(lock)

Determine the status of lock lock. Returns LK_EXCLUSIVE or LK_SHARED for exclusive-access and shared-access locks respectively.

lockmgr_printinfo(lock)

Print out information about state of lock lock.

spinlockinit(lock, wmesg, flags)

The lock lock is initialised as a spinlock according to the parameters provided. Arguments are as follows:

lock The lock.

wmesg This is a simple name for lock.

flags Flags to specify the lock behaviour. Valid lock flags are the same as outlined above.

spinlockmgr(lock, flags, slock)

Set, change or release a lock according to the parameters provided. Arguments are as follows:

lock The spin lock.

flags Flags to specify the lock request type. Valid lock flags are the same as outlined above.

slock Simplelock interlock. The simplelock slock is set by the caller. When the lock lock is acquired, the simplelock is released.

1.5 Kernel Memory Allocation

1.6 Resource Pool Manager

Before describing virtual filesystem initialization, there needs to be brief mention of resource-pool manager which is used as base library in implementing (1) *namei pathname buffers*, (2) *vnode management data structures*, (3) *file structures*, (4) *current working directory structures*, (5) *file descriptor structures*, and so forth.

resource-pool manager is implemented in `kern/subr_pool.c`. Instead of investigating details of this code, we present the API of pool allocator defined in `sys/pool.h` to minimize the basic knowledge to access to the essentials of fast filesystem code.

Theses utility routines provide management of pools of fixed-sized areas of memory. Resource pool set aside an amount of memory for exclusive use by the resource pool owner.

1.6.1 Design of Resource-Pool Manager

Memory is allocated in pages which are split into pieces according to the pool item size. Each page is kept on a list headed by 'pr_pagelist' in the pool structure. The individual pool items are on a linked list headed by 'ph_itemlist' in each page header.

```

                                                                    sys/pool.h
208 void          pool_init(struct pool *, size_t, u_int, u_int,
209                int, const char *, struct pool_allocator *);
210 void          pool_destroy(struct pool *);
211
212 void          pool_set_drain_hook(struct pool *,
213                void (*)(void *, int), void *);
214
215 void          *pool_get(struct pool *, int);
216 void          pool_put(struct pool *, void *);
217 int           pool_reclaim(struct pool *);
218
...
231 int          pool_prime(struct pool *, int);
232 void          pool_setlowat(struct pool *, int);
233 void          pool_sethiwat(struct pool *, int);
234 void          pool_sethardlimit(struct pool *, int, const char *, int);
235 void          pool_drain(void *);
236
237 /*
238  * Debugging and diagnostic aides.
239  */
240 void          pool_print(struct pool *, const char *);
241 void          pool_printit(struct pool *, const char *,
242                void (*)(const char *, ...));
243 int          pool_chk(struct pool *, const char *);
244
245 /*
246  * Pool cache routines.
247  */
248 void          pool_cache_init(struct pool_cache *, struct pool *,
249                int (*ctor)(void *, void *, int),
250                void (*dtor)(void *, void *),
251                void *);
252 void          pool_cache_destroy(struct pool_cache *);
253 void          *pool_cache_get(struct pool_cache *, int);
254 void          pool_cache_put(struct pool_cache *, void *);
255 void          pool_cache_destruct_object(struct pool_cache *, void *);
256 void          pool_cache_invalidate(struct pool_cache *);

```

sys/pool.h

1.6.2 Initializing a pool

The `pool_init` function declared in **line 208** initializes a resource pool. This function allow other kernel parts to declare static pools that must be initialized before `malloc` kernel function is available.

The arguments are, in order,

struct pool *pp is the handle identifying the pool resource instance
size_t size specifies the size of the memory items managed by the pool
u_int align specifies the memory address alignment of the items returned by `pool_get` function. This argument must be a power of two. If zero, the alignment defaults to a architecture specific natural alignment.

u_int ioff

int flags

const char *wchan set the *wait channel* passed on to `tsleep` function, a kernel function similar to `sleep` in C library, if `pool_get` must wait for items to be returned to the pool. If you run `top` program, you may see this string in the `state` field.

struct pool_allocator *palloc is called to add additional memory if the pool is depleted.

1.6.3 Destroying a Pool

`pool_destroy` function declared in **line 210** destroys a resource pool. It takes a single argument identifying the pool resource instance.

1.6.4 Allocating Items from a Pool

`pool_get` function allocates an item from the pool and returns a pointer to it. The arguments are, in order,

struct pool *pp is the handle identifying the pool resource instance

int flags defines behavior in case the pooled resources are depleted. If no resources are available and `PR_WAITOK` is given, this function will wait until items are returned to the pool. If both `PR_LIMITFAIL` and `PR_WAITOK` is specified, and the pool has reached its hard limit, `pool_get` function will return `NULL` without waiting, allowing the caller to do its own garbage collection.

1.6.5 Returning Items to a Pool

`pool_put` function declared in **line 216** returns the pool item to the resource pool. If the number of available items in the pool exceeds the maximum pool size set by `pool_sethiwat` function and there are no outstanding requests for pool items, the excess items will be returned to the system.

The arguments are, in order,

struct pool *pp is the handle identifying the pool resource instance.

void *item is a pointer to a pool item previously obtained by `pool_get` function.

1.6.6 Using Cache to Speed Up

Pool caches provide a way for constructed objects to be cached. This can lead to performance improvements by avoiding needless object construction/destruction that is deferred until absolutely necessary.

Caches are grouped into cache groups. Each cache group references up to 16 constructed objects. The pool cache is initialized by `pool_cache_init` function.

When a cache allocates an object from the pool, it calls the object's constructor and places it into a cache group. When a cache group frees an object back to the pool, it first calls the object's destructor. This allows the object to persist in constructed form while freed to the cache.

Though `pool_cache` is initialized by virtual filesystem, it is not used.

1.6.7 Other Resource-Pool Manager API

There are some resource-pool manager API that is not described such as `pool_prime`, `pool_sethiwat`, `pool_setlowat`, `pool_set_drain_hook`, `pool_reclaim`, `pool_drain`, `pool_sethardlimit`, and so forth.

Although this API is designed and implemented by the resource-pool manager designer, it is not used in filesystem code.

Chapter 2

I/O System

2.1 I/O Mapping from User to Device

There are four main kinds of I/O in 4.4BSD.

- filesystem
- character-device interface
- block-device interface
- socket interface

The character device interface provides unstructured access to the underlying hardware, whereas the block device provides structured access to the underlying hardware.

All I/O executed by block-device interface is done to or from I/O buffers that resides in the kernel's address space, the buffer cache. This approach requires at least one memory-to-memory copy operation to satisfy a user request.

For character-device interface, I/O operations do not go through the buffer cache; instead, they are made directly between the device and buffers in the application's virtual address space.

2.1.1 Device Drivers

A device driver is divided into three main sections:

1. Autoconfiguration and initialization routines
2. The top half: routines for servicing I/O requests
3. The bottom half: interrupt service routines

2.1.2 I/O Queueing

Queue Processing Procedure

The I/O queues are the primary means of communication between the top and bottom halves of a device driver. When an input or output request is received by the top half of the driver,

1. it is recorded in a data structure that is placed on per-device queue for processing.

2. When an input or output operation completes, the device driver receives an interrupt from the controller.
3. The interrupt service routine removes the appropriate request from the device's queue,
4. notifies the requester that the command has completed, and then
5. starts the next request from the queue.

Maintaining Queue Consistency

Because I/O queues are shared among asynchronous routines, access to the queues must be synchronized. Routine that make up the top half of a device driver must raise the processor priority level using `spbio()`, `spltty()`, etc. to prevent the bottom half from being entered as a result of an interrupt while a top-half routine is manipulating an I/O queue.

2.1.3 Interrupt Handling

The system arranges for the unit-number parameter to be passed to the interrupt service routine for each device by installing the address of an auxiliary glue routine in the interrupt-vector table. This glue routine, rather than the actual interrupt service routine, is invoked to service the interrupt.

2.2 Block Devices

The task of the block-device interface is to convert from the user abstraction of a disk as an array of bytes to the structure imposed by the underlying physical medium. This operation of converting random access to an array of bytes to reads and writes of disk sectors is known as *block I/O*.

2.2.1 Entry Points for Block-Device Drivers

open commonly verify the integrity of the associated medium. **open** entry point will be called for each **open** or **mount** system call on a block special device file.

strategy start a read or write operation, and return immediately. Block I/O routines such as **bread** or **bwrite** routines call the device's strategy routine to read or write data not in the buffer cache. If the request is synchronous, the caller must sleep until I/O completes.

close Disk devices have nothing to do when a device is closed.

dump write all physical memory to the device.

psize returns the size of a disk-drive partition. This entry point is used during the bootstrap procedure to calculate the location at which a crash dump should be placed and to determine the sizes of the swap devices.

2.2.2 Disk Labels

What is in it ?

Disk label contains the information about the geometry of the disk and about the layout of the partitions.

How is it used ?

When the machine is powered up or the reset button is pressed, the CPU executes the *hardware bootstrap code* from the ROM. The hardware bootstrap code typically reads the first few sectors on the disk into the main memory, then branches to the address of the first location that it read. The program stored in these first few sectors is the *second-level bootstrap*. Having the *disk label* stored in the part of the disk read as part of the hardware bootstrap allows the second-level bootstrap to have the disk-label information. This information gives it the ability to find the root filesystem and hence the files, such as kernel, needed to bring up 4.4BSD.

Format of Disk Label

The size and location of the second-level bootstrap are dependent on the requirements of the hardware bootstrap code. Since there is no standard for disk-label formats and the hardware bootstrap code usually understands only the vendor label, it is often necessary to support both the vendor and the 4.4BSD disk labels. Here, the vendor label must be placed where the hardware bootstrap ROM code expects it; the 4.4BSD label must be placed out of the way of the vendor label but within the area that is read in by the hardware bootstrap code, so that it will be available to the second-level bootstrap.

2.3 Character Devices

A character device usually maps the hardware interface into a byte stream. The character interface for disks and tapes is also called the *raw device interface*. Its primary task is to arrange for direct I/O to and from the device. It also handles the asynchronous nature of I/O by maintaining and ordering an active queue of pending transfers.

2.3.1 Raw Devices and Physical I/O

Most raw devices differ from block devices only in the way that they do I/O. Whereas block devices read and write to and from the system buffer cache, raw device bypasses the buffer cache. This eliminates the memory-to-memory copy, but denies the benefits of data caching. To preserve consistency between data in the buffer cache and data written directly to the device via character-device interface, the raw device should be used only when the block device is idle.

Buffers for Character-Device Interface

Because raw devices bypass the buffer cache, they are responsible for managing their own buffer structures. The `read` and `write` entry points for raw device driver uses `physio` function to start a raw I/O operation. The `strategy` function manages buffers to map the user data buffer. This buffer is completely different and separated from buffer cache used by block-device driver.

The `strategy` function of `kern/kern_physio.c` is shown below. You may understand details after you read chapters about UVM and buffer cache. Now, just see the algorithm described in comments !

```

kern/kern_physio.c
69 /*
70  * Do "physical I/O" on behalf of a user.  "Physical I/O" is I/O directly
71  * from the raw device to user buffers, and bypasses the buffer cache.

```

```

72  *
73  * Comments in brackets are from Leffler, et al.'s pseudo-code implementation.
74  */
75  int
76  physio(strategy, bp, dev, flags, minphys, uio)
77      void (*strategy) __P((struct buf *));
78      struct buf *bp;
79      dev_t dev;
80      int flags;
81      void (*minphys) __P((struct buf *));
82      struct uio *uio;
83  {
84      struct iovec *iovp;
85      struct proc *p = curproc;
86      int error, done, i, nobuf, s;
87      long todo;
88
89      error = 0;
90      flags &= B_READ | B_WRITE;
91
92      /* Make sure we have a buffer, creating one if necessary. */
93      if ((nobuf = (bp == NULL)) != 0) {
94
95          bp = getphysbuf();
96          /* bp was just malloc'd so can't already be busy */
97          bp->b_flags |= B_BUSY;
98
99      } else {
100
101          /* [raise the processor priority level to splbio;] */
102          s = splbio();
103
104          /* [while the buffer is marked busy] */
105          while (bp->b_flags & B_BUSY) {
106              /* [mark the buffer wanted] */
107              bp->b_flags |= B_WANTED;
108              /* [wait until the buffer is available] */
109              tsleep((caddr_t)bp, PRIBIO+1, "physbuf", 0);
110          }
111
112          /* Mark it busy, so nobody else will use it. */
113          bp->b_flags |= B_BUSY;
114
115          /* [lower the priority level] */
116          splx(s);
117      }
118
119      /* [set up the fixed part of the buffer for a transfer] */
120      bp->b_dev = dev;
121      bp->b_error = 0;
122      bp->b_proc = p;
123      LIST_INIT(&bp->b_dep);
124
125      /*

```

```

126     * [while there are data to transfer and no I/O error]
127     * Note that I/O errors are handled with a 'goto' at the bottom
128     * of the 'while' loop.
129     */
130     for (i = 0; i < uio->uio_iovcnt; i++) {
131         iovp = &uio->uio_iov[i];
132         while (iovp->iov_len > 0) {
133
134             /*
135              * [mark the buffer busy for physical I/O]
136              * (i.e. set B_PHYS (because it's an I/O to user
137              * memory, and B_RAW, because B_RAW is to be
138              * "Set by physio for raw transfers.", in addition
139              * to the "busy" and read/write flag.)
140              */
141             bp->b_flags = B_BUSY | B_PHYS | B_RAW | flags;
142
143             /* [set up the buffer for a maximum-sized transfer] */
144             bp->b_blkno = btodb(uio->uio_offset);
145             bp->b_bcount = iovp->iov_len;
146             bp->b_data = iovp->iov_base;
147
148             /*
149              * [call minphys to bound the transfer size]
150              * and remember the amount of data to transfer,
151              * for later comparison.
152              */
153             (*minphys)(bp);
154             todo = bp->b_bcount;
155 #ifdef DIAGNOSTIC
156             if (todo <= 0)
157                 panic("todo(%ld) <= 0; minphys broken", todo);
158             if (todo > MAXPHYS)
159                 panic("todo(%ld) > MAXPHYS; minphys broken",
160                     todo);
161 #endif
162
163             /*
164              * [lock the part of the user address space involved
165              *   in the transfer]
166              * Beware vmapbuf(); it clobbers b_data and
167              * saves it in b_saveaddr. However, vunmapbuf()
168              * restores it.
169              */
170             PHOLD(p);
171             error = uvm_vslock(p, bp->b_data, todo,
172                 (flags & B_READ) ?
173                 VM_PROT_WRITE : VM_PROT_READ);
174             if (error) {
175                 bp->b_flags |= B_ERROR;
176                 bp->b_error = error;
177                 goto after_vsunlock;
178             }
179             vmapbuf(bp, todo);

```

```

180
181 /* [call strategy to start the transfer] */
182 (*strategy)(bp);
183
184 /*
185  * Note that the raise/wait/lower/get error
186  * steps below would be done by biowait(), but
187  * we want to unlock the address space before
188  * we lower the priority.
189  *
190  * [raise the priority level to splbio]
191  */
192 s = splbio();
193
194 /* [wait for the transfer to complete] */
195 while ((bp->b_flags & B_DONE) == 0)
196     tsleep((caddr_t) bp, PRIBIO + 1, "physio", 0);
197
198 /* Mark it busy again, so nobody else will use it. */
199 bp->b_flags |= B_BUSY;
200
201 /* [lower the priority level] */
202 splx(s);
203
204 /*
205  * [unlock the part of the address space previously
206  *   locked]
207  */
208 vunmapbuf(bp, todo);
209 uvm_vsunlock(p, bp->b_data, todo);
210 after_vsunlock:
211 PRELE(p);
212
213 /* remember error value (save a splbio/splx pair) */
214 if (bp->b_flags & B_ERROR)
215     error = (bp->b_error ? bp->b_error : EIO);
216
217 /*
218  * [deduct the transfer size from the total number
219  *   of data to transfer]
220  */
221 done = bp->b_bcount - bp->b_resid;
222 KASSERT(done >= 0);
223 KASSERT(done <= todo);
224
225 iovp->iov_len -= done;
226 iovp->iov_base = (caddr_t)iovp->iov_base + done;
227 uio->uio_offset += done;
228 uio->uio_resid -= done;
229
230 /*
231  * Now, check for an error.
232  * Also, handle weird end-of-disk semantics.
233  */

```

```

234             if (error || done < todo)
235                 goto done;
236             }
237     }
238
239 done:
240     /*
241     * [clean up the state of the buffer]
242     * Remember if somebody wants it, so we can wake them up below.
243     * Also, if we had to steal it, give it back.
244     */
245     s = splbio();
246     bp->b_flags &= ~(B_BUSY | B_PHYS | B_RAW);
247     if (nobuf)
248         putphysbuf(bp);
249     else {
250         /*
251         * [if another process is waiting for the raw I/O buffer,
252         *  wake up processes waiting to do physical I/O;
253         */
254         if (bp->b_flags & B_WANTED) {
255             bp->b_flags &= ~B_WANTED;
256             wakeup(bp);
257         }
258     }
259     splx(s);
260
261     return (error);
262 }
263
264 /*
265 * allocate a buffer structure for use in physical I/O.
266 */
267 struct buf *
268 getphysbuf()
269 {
270     struct buf *bp;
271     int s;
272
273     s = splbio();
274     bp = pool_get(&bufpool, PR_WAITOK);
275     splx(s);
276     memset(bp, 0, sizeof(*bp));
277     return(bp);
278 }
279
280 /*
281 * get rid of a swap buffer structure which has been used in physical I/O.
282 */
283 void
284 putphysbuf(bp)
285     struct buf *bp;
286 {
287     int s;

```

```

288
289         if (__predict_false(bp->b_flags & B_WANTED))
290             panic("putphysbuf: private buf B_WANTED");
291         s = splbio();
292         pool_put(&bufpool, bp);
293         splx(s);
294     }
295
296     /*
297     * Leffler, et al., says on p. 231:
298     * "The minphys() routine is called by physio() to adjust the
299     * size of each I/O transfer before the latter is passed to
300     * the strategy routine..."
301     *
302     * so, just adjust the buffer's count accounting to MAXPHYS here,
303     * and return the new count;
304     */
305     void
306     minphys(bp)
307         struct buf *bp;
308     {
309
310         if (bp->b_bcount > MAXPHYS)
311             bp->b_bcount = MAXPHYS;
312     }

```

kern/kern_physio.c

2.3.2 Entry Points for Character-Device Drivers

open

close

ioctl

mmap Map a device offset into a memory address. This entry point is called by the virtual-memory system to convert a logical mapping to a physical address.

read

reset

select

stop

write

2.4 Descriptor Management

2.4.1 File Descriptor, Descriptor Table, and File Entry

For user process, all I/O is done through *file descriptors*. System calls that refer to open files take a file descriptor as an argument to specify the file. The file descriptor is used by the kernel to index into the *descriptor table* for the current process to locate a *file entry*.

2.4.2 What does the File Entry Points ?

File entry can point to *vnode* structure or *socket*.

vnode The *file entry* provides a file type and a pointer to an underlying object for the descriptor. For data files, the file entry points to a *vnode* structure.

Special files do not have data blocks allocated on the disk; they are handled by the special-device filesystem that calls appropriate drivers to handle I/O for them.

The virtual-memory system supports the mapping of files into a process's address space. Here, the file descriptor must reference a *vnode* that will be partially or completely mapped into the user's address space.

socket The file entry may also reference a socket. The Sockets have a different file type, and the file entry points to a system block that is used in doing interprocess communication.

2.4.3 Movement of Data Inside the Kernel: uiomove function

Within the kernel, I/O data are described by an array of vectors. Each I/O vector or *iovec* has a base address and a length. The kernel maintains another structure, called a *uio* structure. All I/O within the kernel is described with *iovec* and *uio* structures. Movement of data is processed as following steps.

1. System calls such as `read` and `write` that are not passed an *iovec* create a *uio* to describe their arguments.
2. The *uio* structure reaches the part of the kernel responsible for moving the data to or from the process address space: the filesystem, the network, or a device driver.
3. In general, these parts of the kernel arrange a kernel buffer to hold the data, then use `uiomove` function to copy the data to or from the buffer or buffers described by the *uio* structure.
4. `uiomove` function is called with a pointer to kernel data area, a data count, and a *uio* structure. As it moves data, it updates the counters and pointers of the *iovec* and *uio* structures by a corresponding amount.
5. If the kernel buffer is not as large as the area described by the *uio* structure, the *uio* structure will point to the part of the process address space just beyond the location completed most recently. Thus, while servicing a request, the kernel may call `uiomove` function multiple times, each time giving a pointer to a new kernel buffer for the next block of data.

The source for the definition of *iovec*, *uio* structure is

```

54 struct iovec {
55     void    *iov_base; /* Base address. */
56     size_t  iov_len;  /* Length. */
57 };
58
59 #if !defined(_POSIX_C_SOURCE) && !defined(_XOPEN_SOURCE)

```

```

60 #include <sys/ansi.h>
61
62 #ifndef off_t
63 typedef __off_t    off_t; /* file offset */
64 #define off_t      __off_t
65 #endif
66
67 enum    uio_rw { UIO_READ, UIO_WRITE };
68
69 /* Segment flag values. */
70 enum uio_seg {
71     UIO_USERSPACE, /* from user data space */
72     UIO_SYSSPACE  /* from system space */
73 };
74
75 struct uio {
76     struct iovec *uio_iov; /* pointer to array of iovecs */
77     int uio_iovcnt; /* number of iovecs in array */
78     off_t uio_offset; /* offset into file this uio corresponds to */
79     size_t uio_resid; /* residual i/o count */
80     enum uio_seg uio_segflg; /* see above */
81     enum uio_rw uio_rw; /* see above */
82     struct proc *uio_procp; /* process if UIO_USERSPACE */
83 };

```

sys/uio.h

The source for uiomove function is

```

140 int
141 uiomove(buf, n, uio)
142     void *buf;
143     size_t n;
144     struct uio *uio;
145 {
146     struct iovec *iov;
147     u_int cnt;
148     int error = 0;
149     char *cp = buf;
150     struct proc *p = uio->uio_procp;
151
152 #ifdef DIAGNOSTIC
153     if (uio->uio_rw != UIO_READ && uio->uio_rw != UIO_WRITE)
154         panic("uiomove: mode");
155 #endif
156     while (n > 0 && uio->uio_resid) {
157         iov = uio->uio_iov;
158         cnt = iov->iov_len;
159         if (cnt == 0) {
160             uio->uio_iov++;
161             uio->uio_iovcnt--;
162             continue;
163         }

```



```

164     if (cnt > n)
165         cnt = n;
166     switch (uio->uio_segflg) {
167
168     case UIO_USERSPACE:
169         if (curproc->p_cpu->ci_schedstate.spc_flags &
170             SPCF_SHOULDYIELD)
171             preempt(NULL);
172         if (__predict_true(p == curproc)) {
173             if (uio->uio_rw == UIO_READ)
174                 error = copyout(cp, iov->iov_base, cnt);
175             else
176                 error = copyin(iov->iov_base, cp, cnt);
177         } else {
178             if (uio->uio_rw == UIO_READ)
179                 error = copyout_proc(p, cp,
180                                     iov->iov_base, cnt);
181             else
182                 error = copyin_proc(p, iov->iov_base,
183                                     cp, cnt);
184         }
185         if (error)
186             return (error);
187         break;
188
189     case UIO_SYSSPACE:
190         if (uio->uio_rw == UIO_READ)
191             error = kcopy(cp, iov->iov_base, cnt);
192         else
193             error = kcopy(iov->iov_base, cp, cnt);
194         if (error)
195             return (error);
196         break;
197     }
198     iov->iov_base = (caddr_t)iov->iov_base + cnt;
199     iov->iov_len -= cnt;
200     uio->uio_resid -= cnt;
201     uio->uio_offset += cnt;
202     cp += cnt;
203     KDASSERT(cnt <= n);
204     n -= cnt;
205 }
206 return (error);
207 }

```

kern/kern_subr.c

where

```

int
copyin(const void *uaddr, void *kaddr, size_t len);

```

Copies len bytes of data from the user-space address uaddr to the kernel-space address kaddr.

```
int
copyout(const void *kaddr, void *uaddr, size_t len);
```

Copies `len` bytes of data from the kernel-space address `kaddr` to the user-space address `uaddr`.

Character device drivers that do not copy data from the process generally do not interpret the `uio` structure. Instead, there is one low-level kernel routine that arranges a direct transfer to or from the address space of the process. Here, a separate I/O operation is done for each `iovec` element.

Block device drivers does not use `uio` structures. User operations on block devies are done through the buffer cache.

Chapter 3

Virtual File System

The virtual filesystem, *VFS*, is the kernel interface to filesystems. The interface specifies the calls for the kernel to access filesystems. It also specifies the core functionality that a filesystem must provide to the kernel. The focus of *VFS* activity is the *vnode* and is discussed in the other chapter.

3.1 Architecture of Virtual File System

3.1.1 Why VFS is needed ?

In earlier BSD, the file entries directly referenced the local filesystem *inode*. An *inode* is a data structure that describes the contents of a file. However, with the advent of multiple filesystem types, the architecture had to be generalized. Thus, it was easier and more logical to add a new layer to the system below the file entry and above the *inode*. This new layer was first implemented by Sun Microsystems, which called it the virtual-node, or *vnode*, later. A *vnode* used by a local filesystem would refer to an *inode*. A *vnode* used by a remote filesystem would refer to a protocol control block that described the location and naming information necessary to access the remote file.

3.1.2 What Is in the Vnode ?

The *vnode* is an extensible object-oriented interface. It contains information that is generically useful independent of the underlying filesystem object that it represents. *vnode* structure is defined as,

```
sys/vnode.h

86 struct vnode {
87     struct uvm_object v_uobj;          /* the VM object          */
88 #define v_usecount    v_uobj.uo_refs
89 #define v_interlock  v_uobj.vmobjlock
90     voff_t            v_size;          /* size of file          */
91     int               v_flag;         /* flags                  */
92     int               v_numoutput;    /* number of pending writes */
93     long              v_writcount;    /* reference count of writers */
94     long              v_holdcnt;      /* page & buffer references */
95     u_long            v_id;           /* capability identifier  */
96     struct mount      *v_mount;       /* ptr to vfs we are in  */
97     int               (**v_op) _P((void *)); /* vnode operations vector */
```

```

98     TAILQ_ENTRY(vnode) v_freelist;      /* vnode freelist          */
99     LIST_ENTRY(vnode) v_mntvnodes;     /* vnodes for mount point */
100    struct buflists    v_cleanblkhd;    /* clean blocklist head   */
101    struct buflists    v_dirtyblkhd;    /* dirty blocklist head   */
102    LIST_ENTRY(vnode) v_synclist;       /* vnodes with dirty buffers */
103    union {
104        struct mount    *vu_mountedhere; /* ptr to mounted vfs (VDIR) */
105        struct socket   *vu_socket;     /* unix ipc (VSOCK)        */
106        struct specinfo *vu_specinfo;    /* device (VCHR, VBLK)     */
107        struct fifoinfo *vu_fifoinfo;    /* fifo (VFIFO)            */
108    }
109    struct nqlease      *v_lease;         /* Soft reference to lease */
110    enum vtype          v_type;          /* vnode type              */
111    enum vtagtype       v_tag;           /* type of underlying data */
112    struct lock         v_lock;          /* lock for this vnode     */
113    struct lock         *v_vnlock;       /* pointer to lock         */
114    void               *v_data;         /* private data for fs     */
115    struct klist        v_klist;         /* knotes attached to vnode */
116 #ifdef VERIFIED_EXEC
117     char               fp_status;      /* fingerprint status     */
118                                     /* (see below)            */
119 #endif
120 };
121 #define v_mountedhere    v_un.vu_mountedhere
122 #define v_socket         v_un.vu_socket
123 #define v_specinfo       v_un.vu_specinfo
124 #define v_fifoinfo       v_un.vu_fifoinfo

```

sys/vnode.h

The information stored in a vnode includes the following:

- v_usecount** is the number of file entries that are open for reading and/or writing that reference the vnode.
- v_numoutput** is the number of buffer write operations in progress. To speed the flushing of dirty data, the kernel does this operation by doing asynchronous writes on all the dirty buffers at once. For local filesystem, this simultaneous push causes all the buffers to be put into the disk queue, so that they can be sorted into an optimal order to minimize seeking. System calls that return until the data are on stable store, such as `fsync` system call, can sleep on the count of pending output operations, waiting for the count to reach zero.
- v_writcount** is the number of file entries that are open for writing that reference the vnode.
- v_holdcnt** is the number of pages and buffers that are associated with the vnode.
- v_mount** describes the filesystem that contains the object represented by the vnode.
- v_op** is a pointer to the set of vnode operations defined for the object.
- v_freelist** is a list linking together all the vnodes in the system that are not being used actively. The free list is used when a filesystem needs to allocate a new vnode.

v_mntvnodes is a list linking together all the vnodes associated with a specific mount point. Thus, when `sync` system call is executed for a filesystem, the kernel can traverse this list to visit all the files active within that filesystem.

v_cleanblkhd is the header of vnode clean-buffer list. This list stores all the buffers, about the vnode, that have not been modified, or have been written back since they were last modified.

This list is used to free buffers when a file is deleted. Since the file is never be read again, the kernel can immediately cancel any pending I/O on its dirty buffers, and reclaim all its clean and dirty buffers and place them at the head of the buffer free list, ready for immediate reuse.

v_dirtyblkhd is the header of vnode dirty-buffer list. This list stores all the buffers, about the vnode, that have been modified, but not yet been written back.

v_un is a reference to state about special devices, sockets, and FIFOs.

v_lease is used with NFS. So you need not regard it if you are only interested in local filesystem code.

v_type is the type of the underlying object such as regular file, directory, character device, and etc. This type information is not strictly necessary, since a vnode client could always call a vnode operation to get the type of the underlying object. However, because the type often is needed, the type of underlying objects does not change, and it takes time to call through the vnode interface, the object type is cached in the vnode.

This field has a value among `VNON`, `VREG`, `VDIR`, `VBLK`, `VCHR`, `VLNK`, `VSOCK`, `VFIFO`, `VBAD`.

v_lock is used for locking the vnode.

v_data is a pointer to private information needed for the underlying object. For the local filesystem, this pointer will reference an inode.

3.1.3 How to Call Vnode Operations ?

Kernel manipulates vnode by passing requests to the underlying object through a set of defined operations.

As part of the booting process, each filesystem registers the set of vnode operations that is able to support. The kernel then builds a table that lists the union of all operations supported by any filesystem.

Supported operations are filled in with the entry point registered by the filesystem. Filesystems may opt to have unsupported operations filled in with either a default routine, or a routine that returns the characteristic error.

When a filesystem is mounted on a directory, the previous contents of the directory are hidden; only the contents of the root of the newly mounted filesystem are visible. The `mount` command pushes a new layer onto a vnode stack; an `unmount` command removes a layer.

When a file access such as `open`, `read`, `stat`, or `close` occurs to a vnode in the stack, that vnode has several options as

- Do the requested operation and return a result
- Pass the operation without change to the next-lower vnode on the stack.

- Modify the operations provided with the request, then pass it to the next-lower vnode. When the operation returns from the lower vnode, it may modify the results, or simply return them.

If an operation is passed to the bottom of the stack without any layer taking action on it, then the interface will return the error "operation not supported."

To make pass-operation efficient, the kernel places the vnode operation name and its arguments into an argument structure. This structure is then passed as a single parameter to the vnode operation. Thus all call on a vnode operation will always have exactly one parameter, which is the pointer to the argument structure.

Let's see how this design policy is implemented in NetBSD. When user level `write` system call is executed, kernel executes `vn_write` function of `kern/vfs_syscalls.c` as we have read in the previous chapter. The code of `vn_write` function is again listed here for easy reference.

kern/vfs_init.c

```

526 /*
527  * File table vnode write routine.
528  */
529 static int
530 vn_write(fp, offset, uio, cred, flags)
531     struct file *fp;
532     off_t *offset;
533     struct uio *uio;
534     struct ucred *cred;
535     int flags;
536 {
537     struct vnode *vp = (struct vnode *)fp->f_data;
538     int count, error, ioflag = IO_UNIT;
539
540     if (vp->v_type == VREG && (fp->f_flag & O_APPEND))
541         ioflag |= IO_APPEND;
542     if (fp->f_flag & FNONBLOCK)
543         ioflag |= IO_NDELAY;
544     if (fp->f_flag & FFSYNC ||
545         (vp->v_mount && (vp->v_mount->mnt_flag & MNT_SYNCHRONOUS)))
546         ioflag |= IO_SYNC;
547     else if (fp->f_flag & FDSYNC)
548         ioflag |= IO_DSYNC;
549     if (fp->f_flag & FALTIO)
550         ioflag |= IO_ALTSEMANTICS;
551     VOP_LEASE(vp, uio->uio_procp, cred, LEASE_WRITE);
552     vn_lock(vp, LK_EXCLUSIVE | LK_RETRY);
553     uio->uio_offset = *offset;
554     count = uio->uio_resid;
555     error = VOP_WRITE(vp, uio, ioflag, cred);
556     if (flags & FOF_UPDATE_OFFSET) {
557         if (ioflag & IO_APPEND)
558             *offset = uio->uio_offset;
559         else
560             *offset += count - uio->uio_resid;
561     }
562     VOP_UNLOCK(vp, 0);
563     return (error);

```

```
564 }
```

```
----- kern/vfs_init.c
```

The second virtual file system operation in this function is `VOP_WRITE`.

`VOP_WRITE(vp, uio, ioflag, cred)` write to a file. The argument `vp` is the `vnode` of the file to write to, `uio` is the location of the data to write, `ioflag` is a set of flags and `cred` are the credentials of the calling process.

The `ioflag` argument is used to give directives and hints to the file system. The low 16 bits are a bit mask which can contain the same flags as `VOP_READ()`.

Zero is returned on success, otherwise an error is returned. The `vnode` should be locked on entry and remains locked on exit.

This function is defined in `kern/vnode_if.c` and `kern/vnode_if.h` twice ! In one way, it is defined as an inline function, equivalent to macro. And the other way, it is defined as a general function. Loadable Kernel Module (LKM) used general function, and normal kernel uses a fast inline function. The code list shown below is inline function version.

```
----- sys/vnode_if.h
```

```
374 static __inline int VOP_WRITE(vp, uio, ioflag, cred)
375     struct vnode *vp;
376     struct uio *uio;
377     int ioflag;
378     struct ucred *cred;
379 {
380     struct vop_write_args a;
381     a.a_desc = VDESC(vop_write);
382     a.a_vp = vp;
383     a.a_uio = uio;
384     a.a_ioflag = ioflag;
385     a.a_cred = cred;
386     return (VCALL(vp, VOFFSET(vop_write), &a));
387 }
```

```
----- sys/vnode_if.h
```

`VCALL` and `VOFFSET` macros are defined as,

```
----- sys/cdefs.h
```

```
469 /*
470 * VOCALL calls an op given an ops vector. We break it out because BSD's
471 * vclean changes the ops vector and then wants to call ops with the old
472 * vector.
473 */
474 /*
475 * actually, vclean doesn't use it anymore, but nfs does,
476 * for device specials and fifos.
477 */
478 #define VOCALL(OPSV,OFF,AP) (( *((OPSV)[(OFF)])) (AP))
479
```

```

480 /*
481  * This call works for vnodes in the kernel.
482  */
483 #define VCALL(VP,OFF,AP) VOCALL((VP)->v_op,(OFF),(AP))
484 #define VDESC(OP) (& __CONCAT(OP,_desc))
485 #define VOFFSET(OP) (VDESC(OP)->vdesc_offset)

```

----- sys/cdefs.h

VOFFSET macro used in **line 1476** of `sys/vnode_if.h` is expanded as,

```

      VOFFSET(vop_write)
--> (VDESC(vop_write)->vdesc_offset)
--> ((& __CONCAT(vop_write))->vdesc_offset,_desc)
--> (vop_write_desc->vdesc_offset)

```

Therefore VCALL macro used in **line 1476** is expanded as,

```

      VCALL(vp, VOFFSET(vop_write), &a)
--> VCALL(vp, vop_write_desc->vdesc_offset, &a)
--> VOCALL((vp)->v_op,(vop_write_desc->vdesc_offset),(&a))
--> (( *((vp)->v_op)[(vop_write_desc->vdesc_offset)]) (&a))

```

Thus **line 1476** is equivalent to

```

1476      return (VCALL(vp, VOFFSET(vop_write), &a));

<====>      return ( *((vp)->v_op) [vop_write_desc->vdesc_offset] ) (&a);
              | |
              | +-----+
              |
              +-----+

```

`vop_write_desc` is defined in `kern/vnode_if.c` as,

```

----- kern/vnode_if.h

109 const struct vnodeop_desc vop_bwrite_desc = {
110     2,
111     "vop_bwrite",
112     0,
113     vop_bwrite_vp_offsets,
114     VDESC_NO_OFFSET,
115     VDESC_NO_OFFSET,
116     VDESC_NO_OFFSET,
117     VDESC_NO_OFFSET,
118     NULL,
119 };
----- kern/vnode_if.h

```

where the struct `vnodeop_desc` is defined in `sys/vnode.h` as,

```

----- sys/vnode.h

```



```

389 /*
390 * This structure describes the vnode operation taking place.
391 */
392 struct vnodeop_desc {
393     int             vdesc_offset; /* offset in vector--first for speed */
394     const char      *vdesc_name; /* a readable name for debugging */
395     int             vdesc_flags; /* VDESC_* flags */
396
397     /*
398     * These ops are used by bypass routines to map and locate arguments.
399     * Creds and procs are not needed in bypass routines, but sometimes
400     * they are useful to (for example) transport layers.
401     * Nameidata is useful because it has a cred in it.
402     */
403     const int       *vdesc_vp_offsets; /* list ended by VDESC_NO_OFFSET */
404     int             vdesc_vpp_offset; /* return vpp location */
405     int             vdesc_cred_offset; /* cred location, if any */
406     int             vdesc_proc_offset; /* proc location, if any */
407     int             vdesc_componentname_offset; /* if any */
408     /*
409     * Finally, we've got a list of private data (about each operation)
410     * for each transport layer. (Support to manage this list is not
411     * yet part of BSD.)
412     */
413     caddr_t         *vdesc_transports;
414 };

```

sys/vnode.h

Therefore **line 1476** is equivalent to

```

<====> return ( *( (vp->v_op) [vop_lease_desc->vdesc_offset] ) ) (&a);
<====> return ( *( (vp->v_op) [2] ) ) (&a);
<====> return ffs_write (&a);

```

In the next section, we will explain how the `vp->v_op` pointer is initialized.

3.2 Virtual Filesystem Initialization

Virtual filesystem initialization is initiated in `main` function of `kern/init_main.c` which is practically the first function executed after machine bootstrap. At there, `vfsinit` function of `kern/vfs_init.c` is called.

That function calls `vfsinit` function of `kern/vfs_init.c`

```

320 /*
321 * Initialize the vnode structures and initialize each file system type.
322 */
323 void
324 vfsinit()
325 {
326     extern struct vfsops * const vfs_list_initial[];
327     int i;
328

```

```

329      /*
330      * Initialize the namei pathname buffer pool and cache.
331      */
332      pool_init(&pnbuf_pool, MAXPATHLEN, 0, 0, 0, "pnbufpl",
333              &pool_allocator_nointr);
334      pool_cache_init(&pnbuf_cache, &pnbuf_pool, NULL, NULL, NULL);
335
336      /*
337      * Initialize the vnode table
338      */
339      vntblinit();
340
341      /*
342      * Initialize the vnode name cache
343      */
344      nchinit();
345
346 #ifdef DEBUG
347      /*
348      * Check the list of vnode operations.
349      */
350      vfs_op_check();
351 #endif
352
353      /*
354      * Initialize the special vnode operations.
355      */
356      vfs_opv_init(vfs_special_vnodeopv_descs);
357
358      /*
359      * Establish each file system which was statically
360      * included in the kernel.
361      */
362      vattr_null(&va_null);
363      for (i = 0; vfs_list_initial[i] != NULL; i++) {
364          if (vfs_attach(vfs_list_initial[i])) {
365              printf("multiple '%s' file systems",
366                  vfs_list_initial[i]->vfs_name);
367              panic("vfsinit");
368          }
369      }
370 }

```

kern/vfs_init.c

Now, we describes each portion of `vfsinit` function with related source codes.

3.2.1 Initializing the namei pathname buffer pool

At line 332, `vfsinit` function initializes the namei pathname buffer pool. `MAXPATHLEN` specifies the size of the memory items managed by the pool and is defined to 1024 at `sys/param.h` and `sys/syslimits.h`. The next three zero parameter means there is no alignment constraint in initializing pool and logging facility is not used. When the top program executes, we will see "pnbufpl" in the state field when kernel is waiting for allocation of item for pool.

line 75 SYNCER_MAXDELAY is maximum delay interval between syncer daemon works and it is defined to 32 seconds by default.

3.2.3 Initializing the Name Cache Buffer

```

----- kern/vfs_cache.c

401 void
402 nchinit(void)
403 {
404
405     TAILQ_INIT(&nclruhead);
406     nchashtbl =
407         hashinit(desiredvnodes, HASH_LIST, M_CACHE, M_WAITOK, &nchash);
408     ncvhashtbl =
409 #ifdef NAMECACHE_ENTER_REVERSE
410         hashinit(desiredvnodes, HASH_LIST, M_CACHE, M_WAITOK, &ncvhash);
411 #else
412         hashinit(desiredvnodes/8, HASH_LIST, M_CACHE, M_WAITOK, &ncvhash);
413 #endif
414     pool_init(&namecache_pool, sizeof(struct namecache), 0, 0, 0,
415             "ncachepl", &pool_allocator_nointr);
416 }
----- kern/vfs_cache.c

```

3.2.4 Initialize the Special Vnode Operations

This initialization process is started by **line 356** of `kern/vfs_init.c` that we have already listed. We list here again for easy reference.

```

----- kern/vfs_init.c

356     vfs_opv_init(vfs_special_vnodeopv_descs);
----- kern/vfs_init.c

```

The `vfs_special_vnodeopv_descs` argument used in **line 356** of `kern/vfs_init.c` is defined in `kern/vfs_init.c` as

```

----- kern/vfs_init.c

119 const struct vnodeopv_desc * const vfs_special_vnodeopv_descs[] = {
120     &dead_vnodeop_opv_desc,
121     &fifo_vnodeop_opv_desc,
122     &spec_vnodeop_opv_desc,
123     &sync_vnodeop_opv_desc,
124     NULL,
125 };
----- kern/vfs_init.c

```

where `struct vnodeopv_desc` is defined in `sys/vnode.h` as

```

----- sys/vnode.h

```

```

449 struct vnodeopv_desc {
450         /* ptr to the ptr to the vector where op should go */
451         int (**opv_desc_vector_p)(void *);
452         const struct vnodeopv_entry_desc *opv_desc_ops; /* null terminated list */
453 };

```

----- sys/vnode.h

For example, the one of the four members contained in `vfs_special_vnodeopv_descs` array, `sync_vnodeop_opv_desc` is defined in `miscfs/syncfs/sync_vnops.c` as

----- miscfs/syncfs/sync_vnops.c

```

47 int (**sync_vnodeop_p) __P((void *));
48 const struct vnodeopv_entry_desc sync_vnodeop_entries[] = {
49     { &vop_default_desc, vn_default_error },
50     { &vop_close_desc, sync_close },           /* close */
51     { &vop_fsync_desc, sync_fsync },           /* fsync */
52     { &vop_inactive_desc, sync_inactive },     /* inactive */
53     { &vop_reclaim_desc, sync_reclaim },       /* reclaim */
54     { &vop_lock_desc, sync_lock },             /* lock */
55     { &vop_unlock_desc, sync_unlock },         /* unlock */
56     { &vop_print_desc, sync_print },           /* print */
57     { &vop_islocked_desc, sync_islocked },     /* islocked */
58     { &vop_putpages_desc, sync_putpages },    /* islocked */
59     { NULL, NULL }
60 };
61
62 const struct vnodeopv_desc sync_vnodeop_opv_desc =
63     { &sync_vnodeop_p, sync_vnodeop_entries };

```

----- miscfs/syncfs/sync_vnops.c

where `struct vnodeopv_entry_desc` is defined in `sys/vnode.h` as,

----- sys/vnode.h

```

445 struct vnodeopv_entry_desc {
446     const struct vnodeop_desc *opve_op;      /* which operation this is */
447     int (*opve_impl)(void *);                /* code implementing this operation */
448 };

```

----- sys/vnode.h

where `struct vnodeop_desc` is defined in `sys/vnode.h` and we showed this code in the previous section.

To prevent your confusion, we summarized the relation between `vnodeopv_desc`, `vnodeopv_entry_desc`, `vnodeop_desc` structures.

```

////////////////////////////////////
// Vnode Operation Vector Description Table (vfs_init.c)
//
const struct vnodeopv_desc vfs_special_vnodeopv_descs[] = {
    ...
    &sync_vnodeop_opv_desc,
    ...

```

```

};

////////////////////////////////////
// Vnode Operation Vector Description (miscfs/syncfs/sync_vnops.c)
//
int (**sync_vnodeop_p) __P((void *));
const struct vnodeopv_desc sync_vnodeop_opv_desc = {
    &sync_vnodeop_p, sync_vnodeop_entries
};

////////////////////////////////////
// Vnode Operation Vector Entry Description Table (misc/syncfs/sync_vnops.c)
//
const struct vnodeopv_entry_desc sync_vnodeop_entries[] = {
    ...
    { &vop_fsync_desc, sync_fsync },          /* fsync */
    ...
    { NULL, NULL }
};

////////////////////////////////////
// Vnode Operation Vector Entry Description (kern/vnode_if.c)
//
const int vop_fsync_vp_offsets[] = {
    VOPARG_OFFSETOF(struct vop_fsync_args, a_vp),
    VDESC_NO_OFFSET
};
const struct vnodeop_desc vop_fsync_desc = {
    19,
    "vop_fsync",
    0,
    vop_fsync_vp_offsets,
    VDESC_NO_OFFSET,
    VOPARG_OFFSETOF(struct vop_fsync_args, a_cred),
    VOPARG_OFFSETOF(struct vop_fsync_args, a_p),
    VDESC_NO_OFFSET,
    NULL,
};

////////////////////////////////////
// Vnode Operation (misc/syncfs/sync_vnops.c)
//
int
sync_fsync(v)
    void *v;
{
    ...
}

```

Before going on reading this book, you should clearly understand the relation between *vnode operation vector description table*, *vnode operation vector description*, *vnode operation vector entry description table*, *vnode operation vector entry description*, and *vnode operation*, from the above summary. Only when if you know the

relation without confusion, you can clearly understand how `vfs_opv_init` function work.

`vfs_opv_init` function is defined in `kern/vfs_init.c` as,

```

----- kern/vfs_init.c

240 void
241 vfs_opv_init(vopvdpp)
242     const struct vnodeopv_desc * const *vopvdpp;
243 {
244     int (**opv_desc_vector) __P((void *));
245     int i;
246
247     /*
248      * Allocate the vectors.
249      */
250     for (i = 0; vopvdpp[i] != NULL; i++) {
251         /* XXX - shouldn't be M_VNODE */
252         opv_desc_vector =
253             malloc(VNODE_OPS_COUNT * sizeof(PFI), M_VNODE, M_WAITOK);
254         memset(opv_desc_vector, 0, VNODE_OPS_COUNT * sizeof(PFI));
255         *(vopvdpp[i]->opv_desc_vector_p) = opv_desc_vector;
256         DODEBUG(printf("vector at %p allocated\n",
257             opv_desc_vector_p));
258     }
259
260     /*
261      * ...and fill them in.
262      */
263     for (i = 0; vopvdpp[i] != NULL; i++)
264         vfs_opv_init_explicit(vopvdpp[i]);
265
266     /*
267      * Finally, go back and replace unfilled routines
268      * with their default.
269      */
270     for (i = 0; vopvdpp[i] != NULL; i++)
271         vfs_opv_init_default(vopvdpp[i]);
272 }
----- kern/vfs_init.c

```

for loop used in **line 250-258** executes 4 times with `vopvdpp` variable set respectively to `dead_vnodeop_opv_desc`, `fifo_vnodeop_opv_desc`, `spec_vnodeop_opv_desc`, and `sync_vnodeop_opv_desc`. **line 252-255** makes room for storing array of function pointer indicating each available vnode operation function.

`VNODE_OPS_COUNT` and `PFI` are defined as,

```

----- kern/vfs_init.c

1640 #define VNODE_OPS_COUNT 50
----- kern/vfs_init.c

```

and

```

127 /*
128  * This code doesn't work if the defn is **vnodeop_defns with cc.
129  * The problem is because of the compiler sometimes putting in an
130  * extra level of indirection for arrays. It's an interesting
131  * "feature" of C.
132  */
133 typedef int (*PFI) __P((void *));

```

After completion of this loop, for example, the value of `sync_vnodeop_p` used in **line 63** of `miscfs/syncfs/sync_vnops.c` changes from `NULL` to a allocated memory by **line 252-253** of `kern/vfs_init.c`

Now, we will analyze `vfs_init_explicit` and `vfs_init_default` functions which fill the allocated array with function pointers pointing to vnode operation functions. The code for this function is,

```

176 vfs_opv_init_explicit(vfs_opv_desc)
177     const struct vnodeopv_desc *vfs_opv_desc;
178 {
179     int (**opv_desc_vector) __P((void *));
180     const struct vnodeopv_entry_desc *opve_descp;
181
182     opv_desc_vector = *(vfs_opv_desc->opv_desc_vector_p);
183
184     for (opve_descp = vfs_opv_desc->opv_desc_ops;
185          opve_descp->opve_op;
186          opve_descp++) {
187         /*
188          * Sanity check: is this operation listed
189          * in the list of operations? We check this
190          * by seeing if its offset is zero. Since
191          * the default routine should always be listed
192          * first, it should be the only one with a zero
193          * offset. Any other operation with a zero
194          * offset is probably not listed in
195          * vfs_op_descs, and so is probably an error.
196          *
197          * A panic here means the layer programmer
198          * has committed the all-too common bug
199          * of adding a new operation to the layer's
200          * list of vnode operations but
201          * not adding the operation to the system-wide
202          * list of supported operations.
203          */
204         if (opve_descp->opve_op->vdesc_offset == 0 &&
205             opve_descp->opve_op->vdesc_offset != VOFFSET(vop_default)) {
206             printf("operation %s not listed in %s.\n",
207                  opve_descp->opve_op->vdesc_name, "vfs_op_descs");
208             panic ("vfs_opv_init: bad operation");
209         }

```



```

210
211             /*
212             * Fill in this entry.
213             */
214             opv_desc_vector[opve_descp->opve_op->vdesc_offset] =
215                 opve_descp->opve_impl;
216         }
217 }
218
219 static void
220 vfs_opv_init_default(vfs_opv_desc)
221     const struct vnodeopv_desc *vfs_opv_desc;
222 {
223     int j;
224     int (**opv_desc_vector) __P((void *));
225
226     opv_desc_vector = *(vfs_opv_desc->opv_desc_vector_p);
227
228     /*
229     * Force every operations vector to have a default routine.
230     */
231     if (opv_desc_vector[VOFFSET(vop_default)] == NULL)
232         panic("vfs_opv_init: operation vector without default routine.");
233
234     for (j = 0; j < VNODE_OPS_COUNT; j++)
235         if (opv_desc_vector[j] == NULL)
236             opv_desc_vector[j] =
237                 opv_desc_vector[VOFFSET(vop_default)];
238 }

```

----- kern/vfs_init.c

If you keep in mind the summary about structures related with vnode operation, only reading the source code would be sufficient to understand how `vfs_opv_init_explicit` and `vfs_opv_init_default` function initialize `opv_desc_vector_p` member in *vnode operation vector description* structure.

3.3 Attaching Available Static File System

line 362-369 of `kern/vfs_init.c` attaches available static filesystem.

3.3.1 Set vnode attribute to empty

line 362 of `kern/vfs_init.c` creates `va_null` global variable, defined in `kern/vfs_init.c`, as a null vnode.

```

----- kern/vfs_init.c

318 struct vattr va_null;

----- kern/vfs_init.c

```

This variable is not directly used, but used with `VATTR_NULL` macro used to clear a vnode. This macro is defined in `sys/vnode.h` as,

```

kern/vfs_init.c
281 #define VATTR_NULL(vap) (*(vap) = va_null)    /* initialize a vattr */
kern/vfs_init.c

```

Now we list the source code for `vattr_null` function which creates a null vnode. The reason why kernel source uses `VATTR_NULL` macro instead of directly calling `vattr_null` function, is simple since the later is faster.

```

kern/vfs_subr.c

372 void
373 vattr_null(vap)
374     struct vattr *vap;
375 {
376
377     vap->va_type = VNON;
378
379     /*
380      * Assign individually so that it is safe even if size and
381      * sign of each member are varied.
382      */
383     vap->va_mode = VNOVAL;
384     vap->va_nlink = VNOVAL;
385     vap->va_uid = VNOVAL;
386     vap->va_gid = VNOVAL;
387     vap->va_fsid = VNOVAL;
388     vap->va_fileid = VNOVAL;
389     vap->va_size = VNOVAL;
390     vap->va_blocksize = VNOVAL;
391     vap->va_atime.tv_sec =
392         vap->va_mtime.tv_sec =
393         vap->va_ctime.tv_sec = VNOVAL;
394     vap->va_atime.tv_nsec =
395         vap->va_mtime.tv_nsec =
396         vap->va_ctime.tv_nsec = VNOVAL;
397     vap->va_gen = VNOVAL;
398     vap->va_flags = VNOVAL;
399     vap->va_rdev = VNOVAL;
400     vap->va_bytes = VNOVAL;
401     vap->va_vaflags = 0;
402 }
kern/vfs_subr.c

```

3.3.2 How is `vfs_list_initial` initialized ?

`vfs_list_initial` is array of pointer to virtual filesystem operation. The source code for initializing this variable is not included in the kernel source: the needed code is generated automatically when we compile kernel.

Before compiling kernel, we executes `config` program. For example, we generates new kernel as

```
# cd /usr/src/sys/src/sys/arch/sparc64/conf
# config MY_KERNEL
# cd ../compile/MY_KERNEL
# make depend; make
```

In the above sample session, `config` program generates `Makefile`, and many header files under `../compile/MY_KERNEL` directory. There is, however, only four C source code is generated: `devsw.c`, `ioconf.c`, `param.c`, `swapnetbsd.c`, `vers.c`

From these automatically generated C source files by `config` program, `ioconf.c` contains the definition of `vfs_list_initial` variable.

For instance, if kernel configuration file contains,

```
----- arch/sparc64/conf/GENERIC32

152 ## File systems.  You probably need at least one of FFS or NFS.
153 file-system      FFS          # Berkeley Fast Filesystem
154 file-system      NFS          # Sun NFS-compatible filesystem client
155 file-system      KERNFS       # kernel data-structure filesystem
156 file-system      NULLFS       # NULL layered filesystem
157 file-system      OVERLAY      # overlay file system
158 file-system      MFS          # memory-based filesystem
159 file-system      FDESC        # user file descriptor filesystem
160 file-system      UMAPFS       # uid/gid remapping filesystem
161 file-system      LFS          # Log-based filesystem (still experimental)
162 file-system      PORTAL       # portal filesystem (still experimental)
163 file-system      PROCFS       # /proc
164 file-system      CD9660       # ISO 9660 + Rock Ridge file system
165 file-system      UNION        # union file system
166 file-system      MSDOSFS      # MS-DOS FAT filesystem(s).

----- arch/sparc64/conf/GENERIC32
```

then, `ioconf.c` would contain

```
----- arch/sparc64/compile/MY_KERNEL/ioconf.c

1643 struct vfsops * const vfs_list_initial[] = {
1644     &ffs_vfsops,
1645     &nfs_vfsops,
1646     &kernfs_vfsops,
1647     &nullfs_vfsops,
1648     &overlay_vfsops,
1649     &mfs_vfsops,
1650     &fdesc_vfsops,
1651     &umapfs_vfsops,
1652     &lfs_vfsops,
1653     &portal_vfsops,
1654     &procfs_vfsops,
1655     &cd9660_vfsops,
1656     &union_vfsops,
1657     &msdosfs_vfsops,
1658     NULL,
1659 };
```

 arch/sparc64/compile/MY_KERNEL/ioconf.c

where struct vfsops is defined in sys/mount.h as,

 sys/mount.h

```

344 struct vfsops {
345     const char *vfs_name;
346     int      (*vfs_mount)    __P((struct mount *mp, const char *path,
347                                void *data, struct nameidata *ndp,
348                                struct proc *p));
349     int      (*vfs_start)    __P((struct mount *mp, int flags,
350                                struct proc *p));
351     int      (*vfs_unmount)  __P((struct mount *mp, int mntflags,
352                                struct proc *p));
353     int      (*vfs_root)     __P((struct mount *mp, struct vnode **vpp));
354     int      (*vfs_quotactl) __P((struct mount *mp, int cmds, uid_t uid,
355                                caddr_t arg, struct proc *p));
356     int      (*vfs_statfs)   __P((struct mount *mp, struct statfs *sbp,
357                                struct proc *p));
358     int      (*vfs_sync)     __P((struct mount *mp, int waitfor,
359                                struct ucred *cred, struct proc *p));
360     int      (*vfs_vget)     __P((struct mount *mp, ino_t ino,
361                                struct vnode **vpp));
362     int      (*vfs_fhtovp)   __P((struct mount *mp, struct fid *fhp,
363                                struct vnode **vpp));
364     int      (*vfs_vptofh)   __P((struct vnode *vp, struct fid *fhp));
365     void      (*vfs_init)     __P((void));
366     void      (*vfs_reinit)   __P((void));
367     void      (*vfs_done)     __P((void));
368     int      (*vfs_sysctl)    __P((int *, u_int, void *, size_t *, void *,
369                                size_t, struct proc *));
370     int      (*vfs_mountroot) __P((void));
371     int      (*vfs_checkexp)  __P((struct mount *mp, struct mbuf *nam,
372                                int *extflagsp, struct ucred **credanopp));
373     const struct vnodeopv_desc * const *vfs_opv_descs;
374     int      vfs_refcount;
375     LIST_ENTRY(vfsops) vfs_list;
376 };

```

 sys/mount.h

 For example, ffs_vfsops variable appeared in **line 1644** of arch/sparc64/compile/MY_KERNEL/ioconf.c is initialized in ufs/ffs/ffs_vfsops.c as

 ufs/ffs/ffs_vfsops.c

```

97 struct vfsops ffs_vfsops = {
98     MOUNT_FFS,
99     ffs_mount,
100    ufs_start,
101    ffs_unmount,
102    ufs_root,
103    ufs_quotactl,
104    ffs_statfs,
105    ffs_sync,

```

```

106         ffs_vget,
107         ffs_fhtovp,
108         ffs_vptofh,
109         ffs_init,
110         ffs_reinit,
111         ffs_done,
112         ffs_sysctl,
113         ffs_mountroot,
114         ufs_check_export,
115         ffs_vnodeopv_descs,
116 };

```

ufs/ffs/ffs_vfsops.c

You may wonder how Makefile for kernel compile know where the filesystem related files are. Makefile in ufs directory specifies the location of filesystem related kernel sources recursively with the help of system-wide makefile script, /usr/share/mk/bsd.kinc.mk.

With this information, we can plant our own filesystem with a different name onto NetBSD kernel !

3.3.3 Establish a filesystem and initialize it

line 363-369 of `vfs_init.c` attaches and initializes all available virtual filesystem layers such as FFS, NFS and LFS, by calling `vfs_attach` function.

```

2634 int
2635 vfs_attach(vfs)
2636     struct vfsops *vfs;
2637 {
2638     struct vfsops *v;
2639     int error = 0;
2640
2641
2642     /*
2643      * Make sure this file system doesn't already exist.
2644      */
2645     LIST_FOREACH(v, &vfs_list, vfs_list) {
2646         if (strcmp(vfs->vfs_name, v->vfs_name) == 0) {
2647             error = EEXIST;
2648             goto out;
2649         }
2650     }
2651
2652     /*
2653      * Initialize the vnode operations for this file system.
2654      */
2655     vfs_opv_init(vfs->vfs_opv_descs);
2656
2657     /*
2658      * Now initialize the file system itself.
2659      */
2660     (*vfs->vfs_init)();

```

```

2661
2662      /*
2663      * ...and link it into the kernel's list.
2664      */
2665      LIST_INSERT_HEAD(&vfs_list, vfs, vfs_list);
2666
2667      /*
2668      * Sanity: make sure the reference count is 0.
2669      */
2670      vfs->vfs_refcount = 0;
2671
2672 out:
2673      return (error);
2674 }

```

kern/vfs_subr.c

In the case of FFS, **line 2660** of `kern/vfs_subr.c` calls `ffs_init` function, since `ffs_vfsops` variable used in **line 1644** of `arch/sparc64/compile/MY_KERNEL/ioconf.c` is initialized so that its `vfs_init` member is set to `ffs_init` by **line 97-116** of `ufs/ffs/vfs_ffsops.c`.

3.3.4 Fast Filesystem Initialization

Fast Filesystem as a virtual filesystem layer is initialized by `ffs_init` function. This `ffs_init` function called by `vfs_attach` function that we just described is shown below.

```

1368 void
1369 ffs_init()
1370 {
1371     if (ffs_initcount++ > 0)
1372         return;
1373
1374     softdep_initialize();
1375     ufs_init();
1376
1377     pool_init(&ffs_inode_pool, sizeof(struct inode), 0, 0, 0, "ffsinopl",
1378             &pool_allocator_nointr);
1379 }
1380
1381 void
1382 ffs_reinit()
1383 {
1384     softdep_reinitialize();
1385     ufs_reinit();
1386 }

```

kern/vfs_subr.c

3.3.5 Soft Dependency Module Initialization

To use soft dependency support, 14 additional caches for meta data structure is needed. It is only 5 caches, however, when Fast File System(FFS) without soft de-

pendency support is considered. For simplicity, we do not consider caches for soft dependency. For not to use soft dependency support in NetBSD Sparc64, it is sufficient for you to remove a line saying "options SOFTDEP" in arch/sparc64/sparc64/conf/GENERIC32 kernel configuration file.

Be sure to know that even if you turn off the switch, 14 additional caches for soft dependency support is initialized, but they are never used, since every call to soft dependency related functions are avoided by checking `mnt_flag` in structure `mount`. Soft dependency module initialization function, `softdep_initialize` is shown below.

```

                                ufs/ffs/ffs_softdep.c

1050 /*
1051  * Executed during filesystem system initialization before
1052  * mounting any file systems.
1053  */
1054 void
1055 softdep_initialize()
1056 {
1057     int i;
1058
1059     LIST_INIT(&mkdirlisthd);
1060     LIST_INIT(&softdep_workitem_pending);
1061     max_softdeps = desiredvnodes * 4;
1062     pagedep_hashtbl = hashinit(desiredvnodes / 5, HASH_LIST, M_PAGEDEP,
1063         M_WAITOK, &pagedep_hash);
1064     sema_init(&pagedep_in_progress, "pagedep", PRIBIO, 0);
1065     inodedep_hashtbl = hashinit(desiredvnodes, HASH_LIST, M_INODEDEP,
1066         M_WAITOK, &inodedep_hash);
1067     sema_init(&inodedep_in_progress, "inodedep", PRIBIO, 0);
1068     newblk_hashtbl = hashinit(64, HASH_LIST, M_NEWBLK, M_WAITOK,
1069         &newblk_hash);
1070     sema_init(&newblk_in_progress, "newblk", PRIBIO, 0);
1071     pool_init(&sdpcpool, sizeof(struct buf), 0, 0, 0, "sdpcpool",
1072         &pool_allocator_nointr);
1073     for (i = 0; i < PCBPHASHSIZE; i++) {
1074         LIST_INIT(&pcbphashhead[i]);
1075     }
1076
1077     pool_init(&pagedep_pool, sizeof(struct pagedep), 0, 0, 0,
1078         "pagedeppl", &pool_allocator_nointr);
1079     pool_init(&inodedep_pool, sizeof(struct inodedep), 0, 0, 0,
1080         "inodedeppl", &pool_allocator_nointr);
1081     pool_init(&newblk_pool, sizeof(struct newblk), 0, 0, 0,
1082         "newblkpl", &pool_allocator_nointr);
1083     pool_init(&bmsafemap_pool, sizeof(struct bmsafemap), 0, 0, 0,
1084         "bmsafemappl", &pool_allocator_nointr);
1085     pool_init(&allocdirect_pool, sizeof(struct allocdirect), 0, 0, 0,
1086         "allocdirectpl", &pool_allocator_nointr);
1087     pool_init(&indirdep_pool, sizeof(struct indirdep), 0, 0, 0,
1088         "indirdeppl", &pool_allocator_nointr);
1089     pool_init(&allocindir_pool, sizeof(struct allocindir), 0, 0, 0,
1090         "allocindirpl", &pool_allocator_nointr);
1091     pool_init(&freefrag_pool, sizeof(struct freefrag), 0, 0, 0,

```

```

1092         "freefragpl", &pool_allocator_nointr);
1093     pool_init(&freeblks_pool, sizeof(struct freeblks), 0, 0, 0,
1094         "freeblkspl", &pool_allocator_nointr);
1095     pool_init(&freefile_pool, sizeof(struct freefile), 0, 0, 0,
1096         "freefilepl", &pool_allocator_nointr);
1097     pool_init(&diradd_pool, sizeof(struct diradd), 0, 0, 0,
1098         "diraddpl", &pool_allocator_nointr);
1099     pool_init(&mkdir_pool, sizeof(struct mkdir), 0, 0, 0,
1100         "mkdirpl", &pool_allocator_nointr);
1101     pool_init(&dirrem_pool, sizeof(struct dirrem), 0, 0, 0,
1102         "dirrempl", &pool_allocator_nointr);
1103     pool_init(&newdirblk_pool, sizeof(struct newdirblk), 0, 0, 0,
1104         "newdirblkpl", &pool_allocator_nointr);
1105 }

```

ufs/ffs/ffs_softdep.c

All jumps to the soft dependency code, lives in `ffs_mount`, `ffs_reload`, `ffs_mountfs`, `ffs_unmount`, `ffs_vget` functions of `ufs/ffs/ffs_vfsops.c`.

`ffs_mount` and `ffs_unmount` functions are called respectively when the `mount` and `umount` system call is executed. `ffs_mountfs` is subroutine of `ffs_mount` function and is also used for `ffs_mountroot` function. `ffs_reload` function reloads all incore data for a filesystem after running `fsck` on the root filesystem and finding things to fix. `ffs_vget` function is called to look up a FFS dinode number to find its incore vnode.

These code are shown in the following list. You do not need to understand it all, since the point is soft dependency functions are not called when kernel configuration is set up so.

ufs/ffs/ffs_vfsops.c

```

177 int
178 ffs_mount(mp, path, data, ndp, p)
179     struct mount *mp;
180     const char *path;
181     void *data;
182     struct nameidata *ndp;
183     struct proc *p;
184 {
...
307         if (mp->mnt_flag & MNT_SOFTDEP)
308             error = softdep_flushfiles(mp, flags, p);
309         else
310             error = ffs_flushfiles(mp, flags, p);
...
338         if ((fs->fs_flags & FS_DOSOFTDEP) &&
339             !(mp->mnt_flag & MNT_SOFTDEP) && fs->fs_ronly == 0) {
340 #ifdef notyet
341             flags = WRITECLOSE;
342             if (mp->mnt_flag & MNT_FORCE)
343                 flags |= FORCECLOSE;
344             error = softdep_flushfiles(mp, flags, p);
345             if (error == 0 && ffs_cgupdate(ump, MNT_WAIT) == 0)
346                 fs->fs_flags &= ~FS_DOSOFTDEP;
347             (void) ffs_sbupdate(ump, MNT_WAIT);

```



```

348 #elif defined(SOFTDEP)
349         mp->mnt_flag |= MNT_SOFTDEP;
350 #endif
351     }
...
382         if ((fs->fs_flags & FS_DOSOFTDEP)) {
383             error = softdep_mount(devvp, mp, fs,
384                 p->p_ucred);
385             if (error)
386                 return (error);
387         }
...
427 }
...
...
...
442 int
443 ffs_reload(mountp, cred, p)
444     struct mount *mountp;
445     struct ucred *cred;
446     struct proc *p;
447 {
...
586     if ((fs->fs_flags & FS_DOSOFTDEP))
587         softdep_mount(devvp, mountp, fs, cred);
...
646 }
...
...
...
651 int
652 ffs_mountfs(devvp, mp, p)
653     struct vnode *devvp;
654     struct mount *mp;
655     struct proc *p;
656 {
...
894     if (ronly == 0 && (fs->fs_flags & FS_DOSOFTDEP)) {
895         error = softdep_mount(devvp, mp, fs, cred);
896         if (error) {
897             free(fs->fs_csp, M_UFSMNT);
898             goto out;
899         }
900     }
...
916 }
...
...
...
950 int
951 ffs_unmount(mp, mntflags, p)
952     struct mount *mp;
953     int mntflags;
954     struct proc *p;

```

```

955 {
...
964     if (mp->mnt_flag & MNT_SOFTDEP) {
965         if ((error = softdep_flushfiles(mp, flags, p)) != 0)
966             return (error);
967     } else {
968         if ((error = ffs_flushfiles(mp, flags, p)) != 0)
969             return (error);
970     }
...
1006 }
...
...
...
1191 int
1192 ffs_vget(mp, ino, vpp)
1193     struct mount *mp;
1194     ino_t ino;
1195     struct vnode **vpp;
1196 {
...
1286     if (DOINGSOFTDEP(vp))
1287         softdep_load_inodeblock(ip);
1288     else
1289         ip->i_ffs_effnlink = ip->i_ffs_nlink;
1290     brelease(bp);
...
1319 }

```

ufs/ffs/ffs_vfsops.c

The DOINGSOFTDEP() macro used in the above list is defined in ufs/inode.h as

```
#define DOINGSOFTDEP(vp)      ((vp)->v_mount->mnt_flag & MNT_SOFTDEP)
```

As you have seen the codes, there is no need to worry about the operation of soft dependency facility if you removed the kernel option from kernel configuration file, although 14 caches for soft dependency is initialized.

3.3.6 UFS Initialization

In line 1375 of ufs/ffs/ffs_vfsops.c, ffs_init function calls ufs_init, UFS initialization function that is defined as,

```

225 /*
226  * Initialize UFS filesystems, done only once.
227  */
228 void
229 ufs_init()
230 {
231     if (ufs_initcount++ > 0)
232         return;
233

```

```

234     ufs_ihashinit();
235 #ifdef QUOTA
236     dqinit();
237 #endif
238 }

```

----- ufs/ufs/ufs_vfsops.c

where `ufs_ihashinit` function that initializes inode hash table is shown below.

```

----- ufs/ufs/ufs_ihash.c
61 /*
62  * Initialize inode hash table.
63  */
64 void
65 ufs_ihashinit()
66 {
67     lockinit(&ufs_hashlock, PINOD, "ufs_hashlock", 0, 0);
68     ihashtbl =
69         hashinit(desiredvnodes, HASH_LIST, M_UFSMNT, M_WAITOK, &ihash);
70     simple_lock_init(&ufs_ihash_slock);
71 }

```

----- ufs/ufs/ufs_ihash.c

Note the **line 69** which creates hash table that can store ‘`desiredvnodes`’ elements. `desiredvnodes` global variable is also defined by `param.c` — autogenerated source code by config program.

```

----- arch/sparc64/compile/MY_KERNEL/param.c
107 int     hz = HZ;
108 int     tick = 1000000 / HZ;
109 int     tickadj = 240000 / (60 * HZ);           /* can adjust 240ms in 60s */
110 int     rtc_offset = RTC_OFFSET;
111 int     maxproc = NPROC;
112 int     desiredvnodes = NVNODE;
113 int     maxfiles = MAXFILES;
114 int     ncallout = 16 + NPROC; /* size of callwheel (rounded to ^2) */
115 u_long  sb_max = SB_MAX;           /* maximum socket buffer size */
116 int     fscale = FSCALE;           /* kernel uses 'FSCALE', user uses 'fscale' */

```

----- arch/sparc64/compile/MY_KERNEL/param.c

where the `NVNODE` macro is defined in `sys/param.h` as,

```

----- kern/sys/param.h
128 #ifndef NPROC
129 #define NPROC    (20 + 16 * MAXUSERS)
130 #endif
131 #ifndef NTEXT
132 #define NTEXT    (80 + NPROC / 8)           /* actually the object cache */
133 #endif
134 #ifndef NVNODE
135 #define NVNODE   (NPROC + NTEXT + 100)
136 #define NVNODE_IMPLICIT
137 #endif

```

 kern/sys/param.h

where the **line 134** means NVNODE parameter can be tuned in *kernel configuration file* using `option` command. Since default MAXUSERS is 64 unless tuned by kernel configuration file,

```
NPROC = 20 + 16 * MAXUSERS
      = 20 + 16 * 64
      = 1044
```

```
NTEXT = 80 + NPROC / 8
      = 80 + 1044 / 8
      = 210
```

```
NVNODE = NPROC + NTEXT + 100
      = 1044 + 210 + 100
      = 1354
```

So, if you want to change the default value of `desiredvnodes` other than 1354, you can change by tuning MAXUSERS parameter in kernel configuration file using `option` command.

Up to now, we showed how virtual file system layer is initialized. In the next chapter, we will describe a file system is mounted, with exploring the mount process of root file system !

3.4 Virtual Filesystem Operations

In a similar fashion to the vnode interface, all operations that are done on a file system are conducted through a single interface that allows the system to carry out operations on a file system without knowing its construction or type.

As we had described earlier, all supported file systems in the kernel have an entry in the `vfs_list_initial` table. This table is generated by `config` program and is a NULL-terminated list of `vfsops` structures. The `vfsops` structure describes the operations that can be done to a specific file system type. The `vfsops` structure is shown below.

 sys/mount.h

```
344 struct vfsops {
345     const char *vfs_name;
346     int      (*vfs_mount)    __P((struct mount *mp, const char *path,
347                                void *data, struct nameidata *ndp,
348                                struct proc *p));
349     int      (*vfs_start)    __P((struct mount *mp, int flags,
350                                struct proc *p));
351     int      (*vfs_unmount)  __P((struct mount *mp, int mntflags,
352                                struct proc *p));
353     int      (*vfs_root)     __P((struct mount *mp, struct vnode **vpp));
354     int      (*vfs_quotactl) __P((struct mount *mp, int cmds, uid_t uid,
355                                caddr_t arg, struct proc *p));
356     int      (*vfs_statfs)   __P((struct mount *mp, struct statfs *sbp,
357                                struct proc *p));
358     int      (*vfs_sync)     __P((struct mount *mp, int waitfor,
359                                struct ucred *cred, struct proc *p));
360     int      (*vfs_vget)     __P((struct mount *mp, ino_t ino,
```

```

361                                     struct vnode **vpp));
362     int      (*vfs_fhtovp)  __P((struct mount *mp, struct fid *fhp,
363                                     struct vnode **vpp));
364     int      (*vfs_vptofh)  __P((struct vnode *vp, struct fid *fhp));
365     void     (*vfs_init)    __P((void));
366     void     (*vfs_reinit)  __P((void));
367     void     (*vfs_done)    __P((void));
368     int      (*vfs_sysctl)  __P((int *, u_int, void *, size_t *, void *,
369                                     size_t, struct proc *));
370     int      (*vfs_mountroot) __P((void));
371     int      (*vfs_checkexp) __P((struct mount *mp, struct mbuf *nam,
372                                     int *extflagsp, struct ucred **credanop));
373     const struct vnodeopv_desc * const *vfs_opv_descs;
374     int      vfs_refcount;
375     LIST_ENTRY(vfsops) vfs_list;
376 };

```

sys/mount.h

The following table list the elements of the `vfsops` vector, the corresponding invocation macro, and a description of the element.

Vector element	Macro	Description
int (*vfs_mount)()	VFS_MOUNT	Mount a file system
int (*vfs_start)()	VFS_START	Make operational
int (*vfs_unmount)()	VFS_UMOUNT	Unmount a file system
int (*vfs_root)()	VFS_ROOT	Get the file system root vnode
int (*vfs_quotactl)()	VFS_QUOTACTL	Query/modify space quotas
int (*vfs_statfs)()	VFS_STATFS	Get file system statistics
int (*vfs_sync)()	VFS_SYNC	Flush file system buffers
int (*vfs_vget)()	VFS_VGET	Get vnode from file ID
int (*vfs_fhtovp)()	VFS_FHTOVP	NFS file handle to vnode lookup
int (*vfs_vptofh)()	VFS_VPTOFH	Vnode to NFS file handle lookup
void (*vfs_init)()	-	Initialise file system
void (*vfs_reinit)()	-	Reinitialise file system
void (*vfs_done)()	-	Cleanup unmounted file system
int (*vfs_sysctl)()	-	Query/modify kernel state
int (*vfs_mountroot)()	-	Mount the root file system
int (*vfs_checkexp)()	VFS_CHECKEXP	Check if fs is exported

Some additional non-function members of the `vfsops` structure are the file system name `vfs_name` and a reference count `vfs_refcount`. It is not mandatory for a filesystem type to support a particular operation, but it must assign each member function pointer to a suitable function to do the minimum required of it. In most cases, such functions either do nothing or return an error value to the effect that it is not supported.

At system boot, each filesystem with an entry in `vfs_list_initial` is established and initialised. Each initialised file system is recorded by the kernel in the list `vfs_list` and the file system specific initialisation function `vfs_init` in its `vfsops` vector is invoked. When the filesystem is no longer needed `vfs_done` is invoked to run file system specific cleanups and the file system is removed from the kernel list.

At system boot, the root filesystem is mounted by invoking the file system type specific `vfs_mountroot` function in the `vfsops` vector. All filesystems that can be mounted as a root file system must define this function. It is responsible for initialising to list of `mount` structures for all future mounted file systems.

Kernel state which affects a specific filesystem type can be queried and modified using the `sysctl` interface. The `vfs_sysctl` member of the `vfsops` structure is invoked by filesystem independent code.

3.5 References to Source Code

3.5.1 kern/vfs_init.c - 334 lines, 7 functions

Global Variables

```
const struct vnodeopv_desc * const vfs_special_vnodeopv_descs[] = {
    &dead_vnodeop_opv_desc,
    &fifo_vnodeop_opv_desc,
    &spec_vnodeop_opv_desc,
    &sync_vnodeop_opv_desc,
    NULL,
};

struct vattr va_null;
```

Functions

```
vn_default_error()
vfs_opv_init_explicit()
vfs_opv_init_default()
vfs_opv_init()
vfs_opv_free()
vfs_op_check()
vfsinit()
```

Chapter 4

Buffer Cache

Buffer cache manages the memory that buffers data being transferred to and from the network or disk, and act as a cache of recently used blocks.

Since we are planning to replace buffer cache, it is essential for us to know the details of buffer cache, and the interaction between vnode operations and buffer cache.

The architecture of buffer cache is best described by [1]. But the details about how the buffer cache is implemented is best described by [2].

The buffer cache is composed of two parts. The first part is the buffer header and the second part is the actual buffer contents.

4.1 Buffer Cache Header

The Buffer header of NetBSD release 1.6 is defined in `sys/buf.h` as,

```
----- sys/buf.h
151 /*
152  * The buffer header describes an I/O operation in the kernel.
153  */
154 struct buf {
155     LIST_ENTRY(buf) b_hash;           /* Hash chain. */
156     LIST_ENTRY(buf) b_vnbufs;        /* Buffer's associated vnode. */
157     TAILQ_ENTRY(buf) b_freelist;     /* Free list position if not active. */
158     TAILQ_ENTRY(buf) b_actq;        /* Device driver queue when active. */
159     struct proc *b_proc;             /* Associated proc if B_PHYS set. */
160     volatile long b_flags;          /* B_* flags. */
161     int b_error;                     /* Errno value. */
162     long b_bufsize;                  /* Allocated buffer size. */
163     long b_bcount;                   /* Valid bytes in buffer. */
164     long b_resid;                     /* Remaining I/O. */
165     dev_t b_dev;                     /* Device associated with buffer. */
166     struct {
167         caddr_t b_addr;              /* Memory, superblocks, indirect etc. */
168     } b_un;
169     void *b_saveaddr;                /* Original b_addr for physio. */
170     daddr_t b_lblkno;                /* Logical block number. */
171     daddr_t b_blkno;                 /* Underlying physical block number
172                                     (partition relative) */
173     daddr_t b_rawblkno;              /* Raw underlying physical block
```

```

174             number (not partition relative) */
175             /* Function to call upon completion. */
176     void      (*b_iodone) __P((struct buf *));
177     struct    vnode *b_vp;           /* File vnode. */
178     void      *b_private;          /* Private data for owner */
179     off_t     b_dcookie;           /* Offset cookie if dir block */
180     struct    workhead b_dep;       /* List of filesystem dependencies. */
181 };

```

sys/buf.h

where

`b_vnbufs` is a pointer to the vnode whose data the buffer holds.

`b_flags` tracks status information about the buffer, such as whether the buffer contains useful data, whether the buffer is in use, and whether the data must be written back to the file before the buffer can be reused.

`b_bufsize` indicates the size of allocated buffer contents, without regard to the validity of the data contained.

`b_bcount` contains the number of valid bytes contained in the buffer.

The possible values of `b_flags` variable are,

sys/buf.h

```

192 /*
193  * These flags are kept in b_flags.
194  */
195 #define B_AGE          0x00000001 /* Move to age queue when I/O done. */
196 #define B_NEEDCOMMIT  0x00000002 /* Needs committing to stable storage */
197 #define B_ASYNC       0x00000004 /* Start I/O, do not wait. */
198 #define B_BAD         0x00000008 /* Bad block revectoring in progress. */
199 #define B_BUSY        0x00000010 /* I/O in progress. */
200 #define B_SCANNED     0x00000020 /* Block already pushed during sync */
201 #define B_CALL        0x00000040 /* Call b_iodone from biodone. */
202 #define B_DELWRI      0x00000080 /* Delay I/O until buffer reused. */
203 #define B_DIRTY       0x00000100 /* Dirty page to be pushed out async. */
204 #define B_DONE        0x00000200 /* I/O completed. */
205 #define B_EINTR       0x00000400 /* I/O was interrupted */
206 #define B_ERROR       0x00000800 /* I/O error occurred. */
207 #define B_GATHERED    0x00001000 /* LFS: already in a segment. */
208 #define B_INVALID     0x00002000 /* Does not contain valid info. */
209 #define B_LOCKED      0x00004000 /* Locked in core (not reusable). */
210 #define B_NOCACHE     0x00008000 /* Do not cache block after use. */
211 #define B_CACHE       0x00020000 /* Bread found us in the cache. */
212 #define B_PHYS        0x00040000 /* I/O to user memory. */
213 #define B_RAW         0x00080000 /* Set by physio for raw transfers. */
214 #define B_READ        0x00100000 /* Read buffer. */
215 #define B_TAPE        0x00200000 /* Magnetic tape I/O. */
216 #define B_WANTED      0x00800000 /* Process wants this buffer. */
217 #define B_WRITE       0x00000000 /* Write buffer (pseudo flag). */
218 #define B_XXX         0x02000000 /* Debugging flag. */
219 #define B_VFLUSH      0x04000000 /* Buffer is being synced. */

```

 sys/buf.h

To set and test these flags, convenient macros are provided as,

 kern/vfs_bio.c

```

70 /* Macros to clear/set/test flags. */
71 #define SET(t, f)      (t) |= (f)
72 #define CLR(t, f)      (t) &= ~(f)
73 #define ISSET(t, f)    ((t) & (f))

```

 kern/vfs_bio.c

As we analyze buffer cache, we will gradually know every meaning of these flags.

4.2 Buffer Cache Contents

Buffer contents are maintained separately from the header to allow easy manipulation of buffer sizes via the page-mapping hardware.

4.2.1 Allocation Virtual Memory to Buffer Cache

Kernel allocates to each buffer MAXBSIZE bytes of virtual memory, but the address space is not fully populated with physical memory. Initially, each buffer is assigned 4096 bytes of physical memory. As smaller buffers are allocated, they give up their unused physical memory to buffers that need to hold more than 4096 bytes.

MAXBSIZE is machine-dependent since it is defined by

 sys/param.h

```

211 /*
212  * File system parameters and macros.
213  *
214  * The file system is made out of blocks of at most MAXBSIZE units, with
215  * smaller units (fragments) only in the last direct block. MAXBSIZE
216  * primarily determines the size of buffers in the buffer pool. It may be
217  * made larger without any effect on existing file systems; however making
218  * it smaller may make some file systems unmountable.
219  */
220 #ifndef MAXBSIZE
221 #define MAXBSIZE      MAXPHYS
222 #endif
223 #define MAXFRAG      8

```

 sys/param.h

and

 arch/sparc64/include/param.h

```

128 #define DEV_BSIZE      512
129 #define DEV_BSHIFT     9
130 #define BLKDEV_IOSIZE  2048
131 #define MAXPHYS        (64 * 1024)

```

 arch/sparc64/include/param.h

4.2.2 Identifying Buffer

How can we identify buffer ? Is there unique ID ?

4.BSD identify buffers by their logical block number within filesystem by `b_lblkno` member in buffer header.

Since it is difficult to detect aliases for a block belonging to a local file and the same block accessed through the block device disk, kernel prevents this case from occurring: The kernel does not allow the block device from a partition to be opened while that partition is mounted. Nor does the kernel allow a partition to be mounted if the block device from the partition is already open.

4.3 Buffer Hash

A buffer with valid contents is contained on exactly one `bufhash` hash chain. The kernel uses the hash chains to determine quickly whether a block is in the buffer pool, and if it is, to locate it.

A buffer is removed from the *buffer hash* only when its contents become invalid or it is reused for different data. Thus, even if the buffer is in use by one process, it can still be found by another process, although `B_BUSY` flag will be set so that it will not be used until the buffer is released.

The *buffer hash* is defined in `kern/vfs_bio.c` as,

```

                                                                    kern/vfs_bio.c
75 /*
76  * Definitions for the buffer hash lists.
77  */
78 #define BUFHASH(dvp, lbn)      \
79     (&bufhashtbl[(((long)(dvp) >> 8) + (int)(lbn)) & bufhash])
80 LIST_HEAD(bufhashhdr, buf) *bufhashtbl, invalhash;
81 u_long  bufhash;

```

kern/vfs_bio.c

If you are unfamiliar with the `LIST_HEAD` macro, review a section describing kernel list data structures in chapter 1. If you know how to use linked list macros, then you would know the above definition of **line 80** is equal to

```

struct bufhashhdr {
    struct buf *lh_first; /* first element */
} *bufhashtbl, invalhash;

```

`bufhashtbl` points to a hash table composed of an array of linked-lists. However, `invalhash` is simply a linked-list, not an array.

4.4 Buffer Cache Free Lists

In addition to appearing on the hash list, each unlocked buffer appears on exactly one free list. There are four kinds of free list. They are defined in `vfs_bio.c` as,

kern/vfs_bio.c

```

92 /*
93  * Definitions for the buffer free lists.
94  */
95 #define BQUEUES          4          /* number of free buffer queues */
96
97 #define BQ_LOCKED        0          /* super-blocks &c */
98 #define BQ_LRU           1          /* lru, useful buffers */
99 #define BQ_AGE           2          /* rubbish */
100 #define BQ_EMPTY        3          /* buffer headers with no memory */
101
102 TAILQ_HEAD(bqueues, buf) bufqueues[BQUEUES];
103 int needbuffer;

```

kern/vfs_bio.c

If you are unfamiliar with the `TAILQ_HEAD` macro, review a section describing kernel list data structures in chapter 1.

If you had read the section, you would know **line 102** means that four tail queues are defined, and these tail queues contain elements whose type is `struct buf`. Also, you would know this definition is exactly equivalent to

```

struct bqueues {
    struct buf *tqh_first; /* first element */
    struct buf **tqh_first; /* addr of last next element */
} bufqueues [BQUEUES];

```

4.4.1 LOCKED List

Buffers on this list cannot be flushed from the cache.

4.4.2 LRU List

After a buffer is used, the buffer is then returned to the end of the LRU list. When new buffers are needed, they are taken from the front of the LRU list. As its name suggests, this list implements a least recently used (LRU) algorithm.

4.4.3 AGE List

AGE list holds two kinds of buffers. They are the buffers which are,

Blocks of unlinked file: These buffers are not likely to be reused. The buffers are placed at the *front of the AGE list* where they will be reclaimed quickly.

Read-ahead block: These buffers are not proven their usefulness. The buffers are placed at the *end of the AGE list* where they will might remain long enough to be used again.

AGE list is used for two purposes. First, if a block is requested and it is found on a buffer cache that lives in the AGE list, the buffer is returned to the end of the LRU list, not the AGE list, because it has proved its usefulness. Second, when a new buffer is needed, the front of the AGE list is searched first; only when the AGE list is empty, the LRU list is used.

4.4.4 EMPTY List

The EMPTY list contains buffers that have no physical memory. They are held on this list waiting for another buffer to be reused for a smaller block and thus give up its extra physical memory.

4.5 Buffer Cache Initialization

Buffer cache is initialized in the beginning stage of the system bootstrap. Initialization process consists of two stages.

At first, `cpu_startup` function does machine dependent memory allocation. At Second, `bufinit` function called by `cpu_startup` function initializes buffer cache hash and free lists using the memory allocated by previous machine dependent initialization stage.

4.5.1 Physical Memory Allocation

`main` function of `kern/init_main.c` is machine independent bootstrap routine, and it calls machine dependent startup routine `cpu_startup` function of `arch/sparc64/sparc64/machdep.c` defined as

```

----- arch/sparc64/sparc64/machdep.c

166 /*
167  * Machine-dependent startup code
168  */
169 void
170 cpu_startup()
171 {
172     caddr_t v;
173     long sz;
174     u_int i, base, residual;
175 #ifdef DEBUG
176     extern int pmapdebug;
177     int opmapdebug = pmapdebug;
178 #endif
179     vaddr_t minaddr, maxaddr;
180     vsize_t size;
181     extern struct user *proc0paddr;
182     char pbuf[9];
183
184 #ifdef DEBUG
185     pmapdebug = 0;
186 #endif
187
188     proc0.p_addr = proc0paddr;
189
190     /*
191      * Good {morning,afternoon,evening,night}.
192      */
193     printf(version);
194     /*identifycpu()*/
195     format_bytes(pbuf, sizeof(pbuf), ctob((u_int64_t)physmem));
196     printf("total memory = %s\n", pbuf);

```

```

197
198      /*
199      * Find out how much space we need, allocate it,
200      * and then give everything true virtual addresses.
201      */
202      sz = (long)allocsys(NULL, NULL);
203      if ((v = (caddr_t)uvm_km_alloc(kernel_map, round_page(sz))) == 0)
204          panic("startup: no room for %lx bytes of tables", sz);
205      if (allocsys(v, NULL) - v != sz)
206          panic("startup: table size inconsistency");
207
208      /*
209      * allocate virtual and physical memory for the buffers.
210      */
211      size = MAXBSIZE * nbuf;          /* # bytes for buffers */
212
213      /* allocate VM for buffers... area is not managed by VM system */
214      if (uvm_map(kernel_map, (vaddr_t *) &buffers, round_page(size),
215                NULL, UVM_UNKNOWN_OFFSET, 0,
216                UVM_MAPFLAG(UVM_PROT_NONE, UVM_PROT_NONE, UVM_INH_NONE,
217                UVM_ADV_NORMAL, 0)) != 0)
218          panic("cpu_startup: cannot allocate VM for buffers");
219
220      minaddr = (vaddr_t) buffers;
221      if ((bufpages / nbuf) >= btoc(MAXBSIZE)) {
222          bufpages = btoc(MAXBSIZE) * nbuf; /* do not overallocate RAM */
223      }
224      base = bufpages / nbuf;
225      residual = bufpages % nbuf;
226
227      /* now allocate RAM for buffers */
228      for (i = 0 ; i < nbuf ; i++) {
229          vaddr_t curbuf;
230          vsize_t curbufsize;
231          struct vm_page *pg;
232
233          /*
234          * each buffer has MAXBSIZE bytes of VM space allocated.  of
235          * that MAXBSIZE space we allocate and map (base+1) pages
236          * for the first "residual" buffers, and then we allocate
237          * "base" pages for the rest.
238          */
239          curbuf = (vaddr_t) buffers + (i * MAXBSIZE);
240          curbufsize = NBPG * ((i < residual) ? (base+1) : base);
241
242          while (curbufsize) {
243              pg = uvm_pagealloc(NULL, 0, NULL, 0);
244              if (pg == NULL)
245                  panic("cpu_startup: "
246                      "not enough RAM for buffer cache");
247              pmap_kenter_pa(curbuf, VM_PAGE_TO_PHYS(pg),
248                VM_PROT_READ | VM_PROT_WRITE);
249              curbuf += PAGE_SIZE;
250              curbufsize -= PAGE_SIZE;

```

```

251         }
252     }
253     pmap_update(kernel_map->pmap);
254
255     /*
256     * Allocate a submap for exec arguments. This map effectively
257     * limits the number of processes exec'ing at any time.
258     */
259     exec_map = uvm_km_suballoc(kernel_map, &minaddr, &maxaddr,
260                               16*NCARGS, VM_MAP_PAGEABLE, FALSE, NULL);
261
262     /*
263     * Finally, allocate mbuf cluster submap.
264     */
265     mb_map = uvm_km_suballoc(kernel_map, &minaddr, &maxaddr,
266                             nmbclusters * mclbytes, VM_MAP_INTRSAFE, FALSE, NULL);
267
268 #ifdef DEBUG
269     pmapdebug = opmapdebug;
270 #endif
271     format_bytes(pbuf, sizeof(pbuf), ptoa(uvmexp.free));
272     printf("avail memory = %s\n", pbuf);
273     format_bytes(pbuf, sizeof(pbuf), bufpages * NBPG);
274     printf("using %u buffers containing %s of memory\n", nbuf, pbuf);
275
276     /*
277     * Set up buffers, so they can be used to read disk labels.
278     */
279     bufinit();
280
281 #if 0
282     pmap_redzone();
283 #endif
284 }

```

arch/sparc64/sparc64/machdep.c

From the above function, `buffers` global variable is defined, in automatically compile-time generated code by `config` program, `arch/sparc64/compile/MY_KERNEL/param.c`, as

arch/sparc64/compile/MY_KERNEL/param.c

```

194 /*
195  * These have to be allocated somewhere; allocating
196  * them here forces loader errors if this file is omitted
197  * (if they've been externed everywhere else; hah!).
198  */
199 struct buf *buf;
200 char *buffers;

```

arch/sparc64/compile/MY_KERNEL/param.c

and `NBPG` macro is defined, in machine dependent source code, `arch/sparc64/include/param.h`, as

```

----- arch/sparc64/include/param.h
298 #define PGSHIFT          13          /* log2(NBPG) */
299 #define NBPG              (1<<PGSHIFT) /* bytes/page */
300 #define PGOFFSET         (NBPG-1)    /* byte offset into page */

```

```

----- arch/sparc64/include/param.h

```

Global variables used in `cpu_startup` function, such as `nbuf`, `bufpages`, `bufcache` is defined in `kern/kern_allocsys.c` as

```

----- arch/sparc64/include/param.h

94 /*
95  * Declare these as initialized data so we can patch them.
96  */
97 #ifndef NBUF
98 # define NBUF 0
99 #endif
100
101 #ifndef BUFPAGES
102 # define BUFPAGES 0
103 #endif
104
105 #ifdef BUFCACHE
106 # if (BUFCACHE < 5) || (BUFCACHE > 95)
107 #  error BUFCACHE is not between 5 and 95
108 # endif
109 #else
110 /* Default to 10% of first 2MB and 5% of remaining. */
111 # define BUFCACHE 0
112 #endif
113
114 u_int  nbuf = NBUF;
115 u_int  nsdbuf = 0;
116 u_int  bufpages = BUFPAGES; /* optional hardwired count */
117 u_int  bufcache = BUFCACHE; /* % of RAM to use for buffer cache */

```

```

----- arch/sparc64/include/param.h

```

If you specifies `NBUF`, or `BUFPAGES` macro in your kernel configuration file, then the kernel come to have fixed amount of buffer cache. However, by default, current NetBSD releases automatically calculates the amount of memory allocated for buffer cache by setting the value of `NBUF`, and `BUFPAGES` to zero ! Automatically calculated amount of memory allocated for buffer cache is 0.2 MB of the first system memory plus 5 percent of the remaining system memory.

You can change the 5 percent by setting `BUFCACHE` macro in your kernel configuration file using `option` command.

This calculation is done by `allocsys` function called from **line 202-206** of `cpu_startup` function. The source code of `allocsys` function is in the `kern/kern_allocsys.c` as

```

----- kern/kern_allocsys.c

```

```

119 /*
120  * Allocate space for system data structures. We are given

```

```

121 * a starting virtual address and we return a final virtual
122 * address; along the way we set each data structure pointer.
123 *
124 * We call allocsys() with 0 to find out how much space we want,
125 * allocate that much and fill it with zeroes, and then call
126 * allocsys() again with the correct base virtual address.
127 *
128 */
129
130 caddr_t
131 allocsys(caddr_t v, caddr_t (*mdcallback)(caddr_t))
132 {
133
134     /* Calculate the number of callwheels if necessary. */
135     if (callwheelsize == 0)
136         callout_setsize();
137
138     ALLOCSYS(v, callwheel, struct callout_queue, callwheelsize);
139 #ifdef CALLWHEEL_STATS
140     ALLOCSYS(v, callwheel_sizes, int, callwheelsize);
141 #endif
142 #ifdef SYSVSHM
143     ALLOCSYS(v, shmsegs, struct shmid_ds, shminfo.shmmni);
144 #endif
145 #ifdef SYSVSEM
146     ALLOCSYS(v, sema, struct semid_ds, seminfo.semnni);
147     ALLOCSYS(v, sem, struct __sem, seminfo.semmns);
148     /* This is pretty disgusting! */
149     ALLOCSYS(v, semu, int, (seminfo.semnnu * seminfo.semusz) / sizeof(int));
150 #endif
151 #ifdef SYSVMSG
152     ALLOCSYS(v, msgpool, char, msginfo.msgmax);
153     ALLOCSYS(v, msgmaps, struct msgmap, msginfo.msgseg);
154     ALLOCSYS(v, msghdrs, struct __msg, msginfo.msgtql);
155     ALLOCSYS(v, msqids, struct msqid_ds, msginfo.msgmni);
156 #endif
157
158     /*
159     * Determine how many buffers to allocate.
160     *
161     * - If bufcache is specified, use that % of memory
162     *   for the buffer cache.
163     *
164     * - Otherwise, we default to the traditional BSD
165     *   formula of 10% of the first 2MB and 5% of
166     *   the remaining.
167     */
168     if (bufpages == 0) {
169         if (bufcache != 0) {
170             if (bufcache < 5 || bufcache > 95)
171                 panic("bufcache is out of range (%d)",
172                     bufcache);
173             bufpages = physmem / 100 * bufcache;
174         } else {

```



```

175             if (physmem < btoc(2 * 1024 * 1024))
176                 bufpages = physmem / 10;
177             else
178                 bufpages = (btoc(2 * 1024 * 1024) + physmem) /
179                     20;
180         }
181     }
182
183 #ifdef DIAGNOSTIC
184     if (bufpages == 0)
185         panic("bufpages = 0");
186 #endif
187
188     /*
189     * Call the mdcallback now; it may need to adjust bufpages.
190     */
191     if (mdcallback != NULL)
192         v = mdcallback(v);
193
194     /*
195     * Ensure a minimum of 16 buffers.
196     */
197     if (nbuf == 0) {
198         nbuf = bufpages;
199         if (nbuf < 16)
200             nbuf = 16;
201     }
202
203 #ifdef VM_MAX_KERNEL_BUF
204     /*
205     * XXX stopgap measure to prevent wasting too much KVM on
206     * the sparsely filled buffer cache.
207     */
208     if (nbuf > VM_MAX_KERNEL_BUF / MAXBSIZE)
209         nbuf = VM_MAX_KERNEL_BUF / MAXBSIZE;
210 #endif
211
212     /*
213     * We allocate 1/2 as many swap buffer headers as file I/O buffers.
214     */
215     if (nswbuf == 0) {
216         nswbuf = (nbuf / 2) &~ 1;        /* force even */
217         if (nswbuf > 256)
218             nswbuf = 256;                /* sanity */
219     }
220     ALLOCSYS(v, buf, struct buf, nbuf);
221
222     return (v);
223 }

```

kern/kern_allocsys.c

where the ALLOCSYS macro is defined in sys/system.h as

sys/system.h

```

325 #define ALLOCSYS(base, name, type, num) \
326     (name) = (type *) (base); (base) = (caddr_t)ALIGN((name)+(num))

```

sys/system.h

where the ALIGN macro is defined in machine dependent source, arch/sparc64/include/param.h as

```

95 /*
96  * Round p (pointer or byte index) up to a correctly-aligned value for
97  * the machine's strictest data type. The result is u_int and must be
98  * cast to any desired pointer type.
99  *
100 * ALIGNED_POINTER is a boolean macro that checks whether an address
101 * is valid to fetch data elements of type t from on this architecture.
102 * This does not reflect the optimal alignment, just the possibility
103 * (within reasonable limits).
104 *
105 */
106 #define ALIGNBYTES32          0x7
107 #define ALIGNBYTES64          0xf
108 #ifdef __arch64__
109 #define ALIGNBYTES            ALIGNBYTES64
110 #else
111 #define ALIGNBYTES            ALIGNBYTES32
112 #endif
113 #define ALIGN(p)               (((u_long)(p) + ALIGNBYTES) & ~ALIGNBYTES)
114 #define ALIGN32(p)             (((u_long)(p) + ALIGNBYTES32) & ~ALIGNBYTES32)
115 #define ALIGNED_POINTER(p,t)  (((u_long)(p)) & (sizeof(t)-1)) == 0

```

arch/sparc64/include/param.h

Exactly saying, you may not fully understand `cpu_start` function, until we describe UVM memory management system. Thing worthy of being remembered is that now you know

- How the physical memory for buffer cache is allocated ?
- How can I change the amount of buffer cache ?
- After machine dependent, physical memory allocation for buffer cache, `nbuf`, `bufpages` variables are set to relevant values on the basis of `BUFCACHE` that is representing how much portion of the available physical system memory should be allocated for buffer cache.
- `buffer` global variable is a pointer to virtual memory chunk allocated by UVM for the whole buffer cache.

4.5.2 Initialization of Hash and Free List

`bufinit` function is called from **line 279** of `cpu_startup` machine dependent function. The `bufinit` function initializes buffer cache hash and its four free lists.

kern/vfs_bio.c

```

146 /*
147  * Initialize buffers and hash links for buffers.
148  */
149 void
150 bufinit()
151 {
152     struct buf *bp;
153     struct bqueues *dp;
154     u_int i, base, residual;
155
156     /*
157      * Initialize the buffer pool. This pool is used for buffers
158      * which are strictly I/O control blocks, not buffer cache
159      * buffers.
160      */
161     pool_init(&bufpool, sizeof(struct buf), 0, 0, 0, "bufpl", NULL);
162
163     for (dp = bufqueues; dp < &bufqueues[BQUEUES]; dp++)
164         TAILQ_INIT(dp);
165     bufhashtbl = hashinit(nbuf, HASH_LIST, M_CACHE, M_WAITOK, &bufhash);
166     base = bufpages / nbuf;
167     residual = bufpages % nbuf;
168     for (i = 0; i < nbuf; i++) {
169         bp = &buf[i];
170         memset((char *)bp, 0, sizeof(*bp));
171         bp->b_dev = NODEV;
172         bp->b_vnbufs.le_next = NOLIST;
173         LIST_INIT(&bp->b_dep);
174         bp->b_data = buffers + i * MAXBSIZE;
175         if (i < residual)
176             bp->b_bufsize = (base + 1) * PAGE_SIZE;
177         else
178             bp->b_bufsize = base * PAGE_SIZE;
179         bp->b_flags = B_INVALID;
180         dp = bp->b_bufsize ? &bufqueues[BQ_AGE] : &bufqueues[BQ_EMPTY];
181         binsheadfree(bp, dp);
182         binshash(bp, &invalhash);
183     }
184 }

```

kern/vfs_bio.c

line 161 initialize the buffer pool. Notice that this buffer pool is completely different thing from buffer cache. Buffer cache holds data block specified by logical file block. Buffer pool, however, is used to transfer data between raw device and user buffers, and bypass the buffer cache.

Buffer pool is used by physical I/O by device driver layers such as SCSI controller. When we describe ccd device driver in other chapter, we will explain how the buffer pool is used.

line 164 Did you review chapter 1 about using linked-list and tail queues ? Then your will know the line is equivalent to

```

dp->tqh_first = NULL;
dp->tqh_last = &dp->tqh_first;

```

This code initializes four buffer cache free lists: *LOCKED*, *LRU*, *AGE*, *EMPTY* lists.

line 165 initializes buffer cache hash and receives mask value in `bufhash` variable. If are not certain what this line do, review a subsection about description of kernel hash implementatin, in chapter 1.

line 166-167 `nbuf` is the number of all buffer cache. `bufpages` is the number of all physical memory pages that is available for buffer cache. `nbuf` is equal to `bufpages` unless `NBUF` kernel configuration variable is explicitly set. Therefore, by default, these two line is equivalent to

```
base = 1;
residual = 0;
```

line 168 Remember that `nbuf` is the total number of buffer cache in kernel. This number is displayed in kernel bootstrap message such as

```
console is keyboard/display
Copyright (c) 1996, 1997, 1998, 1999, 2000, 2001, 2002
The NetBSD Foundation, Inc. All rights reserved.
Copyright (c) 1982, 1986, 1989, 1991, 1993
The Regents of the University of California. All rights reserved.

NetBSD 1.6K (KERNEL) #0: Sat Nov  9 22:09:36 KST 2002
cimon@ultral:/usr/src/sys/src/sys/arch/sparc64/compile/KERNEL
total memory = 128 MB
avail memory = 108 MB
using 832 buffers containing 6656 KB of memory
otpath: /sbus@1f,0/SUNW,fas@e,8800000/sd@0,0
mainbus0 (root): SUNW,Ultra-1
cpu0 at mainbus0: SUNW,UltraSPARC @ 170 MHz, version 0 FPU
cpu0: 32K instruction (32 b/l), 16K data (32 b/l), 512K external (64 b/l)
```

The `nbuf` variable is set to 832, for a system having the above bootstrap message.

line 169 Do you remember where `buf` variable appeared ? We described, in this section, that `buf` appears in `arch/sparc64/compile/MY_KERNEL/param.c` as

line 170 clears `i`-th buffer cache header in the system.

```
----- arch/sparc64/compile/MY_KERNEL/param.c

199 struct buf *buf;
200 char *buffers;

----- arch/sparc64/compile/MY_KERNEL/param.c
```

`buf` global variables the whole memory chunk that can hold all the buffer cache header.

This is initialized in **line 220** of `kern/kern_allocsys.c`. The line is equivalent to

```

ALLOCSYS(v, buf, struct buf, nbuf);

====> buf = (struct buf *) v;
       v  = (caddr_t) ALIGN (buf + nbuf);

```

Therefore, `buf` points to a memory chunk that can hold all available buffer cache header in system. Ok ? If you are not certain, review this section. And then you are still not certain, please ask me.

`buffers` global variables the whole memory chunk that can hold all the buffer cache contents. We already explained, in the previous subsection, how `buffers` is initialized.

line 171 Since the buffer pointed by `bp` is just initialized and empty, this buffer is not associated with any other physical storage device. Therefore set `b_dev` member of the buffer cache header to `NODEV`.

We showed the whole source code of buffer cache header in a previous section. And the definition of `NODEV` macro is in `sys/param.h` as

```

----- sys/param.h
203 #define NODEV    (dev_t)(-1)    /* non-existent device */
----- sys/param.h

```

line 172 This is some kinds of ad-hoc approach or hacking to make common linked-list header. `b_vnbufs` member is a link to a linked-list that holds the vnode for the buffer cache. However, the head for the linked-list is not defined. Therefore, instead of using `LIST_INIT` macro requiring head node, this line initializes the virtual link-list !

line 173 You may disregard it, since it is only used by *Soft Dependency* facilities.

line 174 set the `b_data` member of buffer cache to point the virtual memory chunk whose size is `MAXBSIZE`.

line 175-178 by default, only **line 178** is effective.

line 179 set the status of buffer cache. Because buffer cache is not associated with any `vnode` or valid data, the status is set to `B_INVAL`.

line 180-181 by default, these two lines are equivalent to

```
binheadfree(bp, &bufqueues[BQ_AGE]);
```

meaning that a buffer cache pointed by `bp` variable is inserted in the head of *AGE* list, since the `binheadfree` is a macro defined as,

```

----- kern/vfs_bio.c
110 /*
111  * Insq/Remq for the buffer free lists.
112  */
113 #define binsheadfree(bp, dp)    TAILQ_INSERT_HEAD(dp, bp, b_freelist)
114 #define binstailfree(bp, dp)   TAILQ_INSERT_TAIL(dp, bp, b_freelist)

```

 kern/vfs_bio.c

line 182 places a buffer cache pointed by `bp` into *invalid hash list*. It is natural that the buffer cache does not go to *hash list* since it does not contain any contents.

 kern/vfs_bio.c

```

86 /*
87  * Insq/Remq for the buffer hash lists.
88  */
89 #define binshash(bp, dp)          LIST_INSERT_HEAD(dp, bp, b_hash)
90 #define bremhash(bp)             LIST_REMOVE(bp, b_hash)

```

 kern/vfs_bio.c

4.6 Buffer Cache Operation

In this section, we shows list of buffer cache operations that are used by filesystem. Buffer cache operations are defined in `kern/vfs_bio.c` and declared in `sys/buf.h` as,

 sys/buf.h

```

260 void    allocbuf __P((struct buf *, int));
261 void    bawrite __P((struct buf *));
262 void    bdirty __P((struct buf *));
263 void    bdwrite __P((struct buf *));
264 void    biodone __P((struct buf *));
265 int     biowait __P((struct buf *));
266 int     bread __P((struct vnode *, daddr_t, int,
267                  struct ucred *, struct buf **));
268 int     breada __P((struct vnode *, daddr_t, int, daddr_t, int,
269                  struct ucred *, struct buf **));
270 int     breadn __P((struct vnode *, daddr_t, int, daddr_t *, int *, int,
271                  struct ucred *, struct buf **));
272 void    brelse __P((struct buf *));
273 void    bremfree __P((struct buf *));
274 void    bufinit __P((void));
275 int     bwrite __P((struct buf *));
276 void    cluster_callback __P((struct buf *));
277 int     cluster_read __P((struct vnode *, u_quad_t, daddr_t, long,
278                          struct ucred *, struct buf **));
279 void    cluster_write __P((struct buf *, u_quad_t));
280 struct buf *getblk __P((struct vnode *, daddr_t, int, int, int));
281 struct buf *geteblk __P((int));
282 struct buf *getnewbuf __P((int slpflag, int slptimeo));
283 struct buf *incore __P((struct vnode *, daddr_t));
284
285 void    minphys __P((struct buf *bp));
286 int     physio __P((void (*strategy)(struct buf *), struct buf *bp, dev_t dev,
287                  int flags, void (*minphys)(struct buf *), struct uio *uio));
288

```

```

289 void brelvp __P((struct buf *));
290 void reassignbuf __P((struct buf *, struct vnode *));
291 void bgetvp __P((struct vnode *, struct buf *));

```

sys/buf.h

4.6.1 Finding a Buffer Cache from Hash: `incore` function

The following `incore` function is used to find a buffer cache related with a `vnode` that has specific logical file block number. (note that line **596-597**)

```

580 /*
581  * Determine if a block is in the cache.
582  * Just look on what would be its hash chain.  If it's there, return
583  * a pointer to it, unless it's marked invalid.  If it's marked invalid,
584  * we normally don't return the buffer, unless the caller explicitly
585  * wants us to.
586  */
587 struct buf *
588 incore(vp, blkno)
589     struct vnode *vp;
590     daddr_t blkno;
591 {
592     struct buf *bp;
593
594     /* Search hash chain */
595     LIST_FOREACH(bp, BUFHASH(vp, blkno), b_hash) {
596         if (bp->b_lblkno == blkno && bp->b_vp == vp &&
597             !ISSET(bp->b_flags, B_INVALID))
598             return (bp);
599     }
600
601     return (NULL);
602 }

```

kern/vfs_bio.c

line 595 since buffer cache hash is actually an array of linked-lists, this access is logical. `BUFHASH` chooses an linked-list from the array. If you are not certain this operation, review a section describing usage of data structure in kernel, in chapter 1.

line 596 shows that buffer cache is identified with its associated *vnode* and *logical file block number*.

From the following sections, we will explain what the functions in the above list do.

4.7 Managing Buffer Cache Free Lists

4.7.1 Reusing Old Buffer: `bremfree` function

The `bremfree` function is used to remove a buffer cache from a free list.

kern/vfs_bio.c

```

120 void
121 bremfree(bp)
122     struct buf *bp;
123 {
124     int s = splbio();
125
126     struct bqueues *dp = NULL;
127
128     /*
129      * We only calculate the head of the freelist when removing
130      * the last element of the list as that is the only time that
131      * it is needed (e.g. to reset the tail pointer).
132      *
133      * NB: This makes an assumption about how tailq's are implemented.
134      */
135     if (TAILQ_NEXT(bp, b_freelist) == NULL) {
136         for (dp = bufqueues; dp < &bufqueues[BQUEUES]; dp++)
137             if (dp->tqh_last == &bp->b_freelist.tqe_next)
138                 break;
139         if (dp == &bufqueues[BQUEUES])
140             panic("bremfree: lost tail");
141     }
142     TAILQ_REMOVE(dp, bp, b_freelist);
143     splx(s);
144 }

```

kern/vfs_bio.c

124 `splbio` function blocks hardware interrupts from disks and other storage devices so that the buffer cache coherency is not disturbed.

135 Remind that the definition of `TAILQ_NEXT` and `b_freelist` member in `struct buf` as,

```

#define TAILQ_ENTRY(type)                                     \
struct {                                                     \
    struct type *tqe_next; /* next element */              \
    struct type **tqe_prev; /* address of previous next element */ \
}

...

#define TAILQ_NEXT(elm, field)                             ((elm)->field.tqe_next)

and

...

struct buf {
    LIST_ENTRY(buf) b_hash; /* Hash chain. */
    LIST_ENTRY(buf) b_vnbufs; /* Buffer's associated vnode. */
    TAILQ_ENTRY(buf) b_freelist; /* Free list position if not active. */
    TAILQ_ENTRY(buf) b_actq; /* Device driver queue when active. */
}

...

```


line 135 checks whether the buffer cache pointed by `bp` pointer is the last element in any one of four free lists.

line 136-140 find which free list contains the buffer cache. If the buffer cache to be removed from a free list is not the last element from the free list, there is no need to know the pointer to header.

But, if the buffer cache to be removed from a free list is the last element, there need to know the pointer to header

You may wonder why. As the **line 133** says, we need to know the implementation of tail queues to answer this reason.

line 142 remove the buffer cache from a free list.

From the below definition of `TAILQ_REMOVE`, we can find the why the pointer to the header of a free list in which the buffer cache pointed by `bp` lives, when the buffer cache is the last element of the free list.

```
#define TAILQ_REMOVE(head, elm, field) do {                                \
    QUEUEDEBUG_TAILQ_PREREMOVE((head), (elm), field)                    \
    QUEUEDEBUG_TAILQ_OP((elm), field)                                    \
    if (((elm)->field.tqe_next) != NULL)                                  \
        (elm)->field.tqe_next->field.tqe_prev =                          \
            (elm)->field.tqe_prev;                                       \
    else                                                                    \
        (head)->tqh_last = (elm)->field.tqe_prev;                       \
    *(elm)->field.tqe_prev = (elm)->field.tqe_next;                    \
    QUEUEDEBUG_TAILQ_POSTREMOVE((elm), field);                          \
} while (/*CONSTCOND*/0)
```

Ok ?

line 143 Restore the interrupt process condition changed by **line 124**. For your reference, we show the definition of `splbio` and `splx` function of `arch/sparc64/include/psl.h` as,

```

----- arch/sparc64/include/psl.h

79 /* Interesting spl()s */
80 #define PIL_SCSI      3
81 #define PIL_FDSOFT    4
82 #define PIL_AUSOFT    4
83 #define PIL_BIO       5
...
355 #define SPLHOLD(name, newpil) \
356 static __inline int name __P((void)); \
357 static __inline int name() \
358 { \
359     int oldpil; \
360     __asm __volatile("rdpr %%pil,%0" : "=r" (oldpil)); \
361     if (newpil <= oldpil) \
362         return oldpil; \
363     __asm __volatile("wrpr %%g0,%0,%%pil" : : "n" (newpil)); \
364     return (oldpil); \
365 }
366 #endif
```

```

...
382 /* Block devices */
383 SPLHOLD(splbio, PIL_BIO)
...

448 static __inline void splx(newpil)
449     int newpil;
450 #endif
451 {
452 #ifdef SPLDEBUG
...
457 #endif
458     __asm __volatile("wrpr %%g0,%0,%%pil" : : "rn" (newpil));
459 }

```

----- arch/sparc64/include/psl.h

4.7.2 Allocating a New Buffer: getnewbuf function

If a process wants to read data from a file, the kernel determines which file system contains the file and which block in the filesystem contains the data. When about to read data from a particular disk block, the kernel checks the block is in the buffer cache and, if it is not there, assigns a new free buffer using `getnewbuf` function.

Up to now, we presented elaborated description, and from now on we gives brief explanation to reduce the size of this report :) The algorithm of this function is

```

start:
    if (there is a buffer on AGE free list)
    {
        remove the buffer from AGE free list;
    } else if (there is a buffer on LRU free list)
        remove the buffer from LRU free list;
    } else {
        // There is no buffer in any free lists. Oops !
        //
        sleep (event any buffers on free list);
        return NULL;
    }

    if (the buffer is being flushed to storage) {
        // Note that the buffer under flush is
        // just removed from LRU list
        //
        set the buffer go to AGE list when the flush is done;

        // check whether there is another free buffer */
        //
        goto start;
    }

    set the buffer cache as bust;

    if (buffer is marked for delayed write) {
        // Kernel must write the ‘‘delayed write buffer’’

```

```

        // to storage and allocate another buffer !
        //
        set the buffer go to AGE list when the flush is done;
        start asynchronous write of the buffer to disk;
        return NULL;
    }

    // The buffer cache do not have filesystem
    // logical block number associated with its data.
    // Since logical block number is the hash key,
    // the buffer cache no longer exist on hash.
    //
    disassociate the buffer cache from related vnode;
    remove the buffer from old hash entry;

    return buffer;

```

When the `getnewbuf` function returns NULL pointer, the caller of `getnewbuf` function generally try again calling the `getnewbuf` function.

kern/vfs_bio.c

```

768 /*
769  * Find a buffer which is available for use.
770  * Select something from a free list.
771  * Preference is to AGE list, then LRU list.
772  */
773 struct buf *
774 getnewbuf(slpflag, slptimeo)
775     int slpflag, slptimeo;
776 {
777     struct buf *bp;
778     int s;
779
780 start:
781     s = splbio();
782     if ((bp = TAILQ_FIRST(&bufqueues[BQ_AGE])) != NULL ||
783         (bp = TAILQ_FIRST(&bufqueues[BQ_LRU])) != NULL) {
784         bremfree(bp);
785     } else {
786         /* wait for a free buffer of any kind */
787         needbuffer = 1;
788         tsleep(&needbuffer, slpflag|(PRIBIO+1), "getnewbuf", slptimeo);
789         splx(s);
790         return (NULL);
791     }
792
793     if (ISSET(bp->b_flags, B_VFLUSH)) {
794         /*
795          * This is a delayed write buffer being flushed to disk. Make
796          * sure it gets aged out of the queue when it's finished, and
797          * leave it off the LRU queue.
798          */
799         CLR(bp->b_flags, B_VFLUSH);

```

```

800             SET(bp->b_flags, B_AGE);
801             splx(s);
802             goto start;
803         }
804
805         /* Buffer is no longer on free lists. */
806         SET(bp->b_flags, B_BUSY);
807
808         /*
809          * If buffer was a delayed write, start it and return NULL
810          * (since we might sleep while starting the write).
811          */
812         if (ISSET(bp->b_flags, B_DELWRI)) {
813             splx(s);
814             /*
815              * This buffer has gone through the LRU, so make sure it gets
816              * reused ASAP.
817              */
818             SET(bp->b_flags, B_AGE);
819             bawrite(bp);
820             return (NULL);
821         }
822
823         /* disassociate us from our vnode, if we had one... */
824         if (bp->b_vp)
825             brelvp(bp);
826         splx(s);
827
828         if (LIST_FIRST(&bp->b_dep) != NULL && bioops.io_deallocate)
829             (*bioops.io_deallocate)(bp);
830
831         /* clear out various other fields */
832         bp->b_flags = B_BUSY;
833         bp->b_dev = NODEV;
834         bp->b_blkno = bp->b_lblkno = bp->b_rawblkno = 0;
835         bp->b_iodone = 0;
836         bp->b_error = 0;
837         bp->b_resid = 0;
838         bp->b_bcount = 0;
839
840         bremhash(bp);
841         return (bp);
842     }

```

kern/vfs_bio.c

Source code is exact implementation of the algorithm that we just described. The only exception is **line 828-829** that can be ignored since these two lines is only effective when *Soft Dependency* facility is enabled.

4.7.3 Adjusting Buffer Size: allocbuf function

The task of `allocbuf` is to ensure that the buffer has enough physical memory allocated to it. The data are for each buffer is allocated `MAXBSIZE` bytes of virtual address space by `bufinit` function.

`allocbuf` compares the size of the intended data block with the amount of physical memory already allocated to the buffer.

- If there is excess physical memory,
 - and there is a buffer available on the *EMPTY* list, the excess memory is put into the empty buffer, and that buffer is then inserted onto the front of the *AGE* list.
 - If there are no buffers on the *EMPTY* lists, the excess physical memory is retained in the original buffer.
- If the buffer has insufficient memory, it takes memory from other buffers. `allocbuf` function does this allocation by calling `getnewbuf` function that we described in the previous subsection, to get a second buffer and transfer the physical memory in the second buffer to the new buffer under construction.
 - If there is memory remaining in the second buffer, the second buffer is released to the front of *AGE* list, otherwise the second buffer is released to the *EMPTY* list.
 - If the new buffer still does not have enough physical memory, the process is repeated.

kern/vfs_bio.c

```

677 /*
678  * Expand or contract the actual memory allocated to a buffer.
679  *
680  * If the buffer shrinks, data is lost, so it's up to the
681  * caller to have written it out *first*; this routine will not
682  * start a write.  If the buffer grows, it's the callers
683  * responsibility to fill out the buffer's additional contents.
684  */
685 void
686 allocbuf(bp, size)
687     struct buf *bp;
688     int size;
689 {
690     struct buf *nbp;
691     vsize_t desired_size;
692     int s;
693
694     desired_size = round_page((vsize_t)size);
695     if (desired_size > MAXBSIZE)
696         panic("allocbuf: buffer larger than MAXBSIZE requested");
697
698     if (bp->b_bufsize == desired_size)
699         goto out;
700
701     /*
702      * If the buffer is smaller than the desired size, we need to snarf
703      * it from other buffers.  Get buffers (via getnewbuf()), and
704      * steal their pages.
705      */
706     while (bp->b_bufsize < desired_size) {
707         int amt;

```

```

708
709         /* find a buffer */
710         while ((nbp = getnewbuf(0, 0)) == NULL)
711             ;
712
713         SET(nbp->b_flags, B_INVALID);
714         binshash(nbp, &invalhash);
715
716         /* and steal its pages, up to the amount we need */
717         amt = min(nbp->b_bufsize, (desired_size - bp->b_bufsize));
718         pagemove((nbp->b_data + nbp->b_bufsize - amt),
719                 bp->b_data + bp->b_bufsize, amt);
720         bp->b_bufsize += amt;
721         nbp->b_bufsize -= amt;
722
723         /* reduce transfer count if we stole some data */
724         if (nbp->b_bcount > nbp->b_bufsize)
725             nbp->b_bcount = nbp->b_bufsize;
726
727 #ifdef DIAGNOSTIC
728         if (nbp->b_bufsize < 0)
729             panic("allocbuf: negative bufsize");
730 #endif
731
732         brelse(nbp);
733     }
734
735     /*
736     * If we want a buffer smaller than the current size,
737     * shrink this buffer.  Grab a buf head from the EMPTY queue,
738     * move a page onto it, and put it on front of the AGE queue.
739     * If there are no free buffer headers, leave the buffer alone.
740     */
741     if (bp->b_bufsize > desired_size) {
742         s = splbio();
743         if ((nbp = TAILQ_FIRST(&bufqueues[BQ_EMPTY])) == NULL) {
744             /* No free buffer head */
745             splx(s);
746             goto out;
747         }
748         bremfree(nbp);
749         SET(nbp->b_flags, B_BUSY);
750         splx(s);
751
752         /* move the page to it and note this change */
753         pagemove(bp->b_data + desired_size,
754                 nbp->b_data, bp->b_bufsize - desired_size);
755         nbp->b_bufsize = bp->b_bufsize - desired_size;
756         bp->b_bufsize = desired_size;
757         nbp->b_bcount = 0;
758         SET(nbp->b_flags, B_INVALID);
759
760         /* release the newly-filled buffer and leave */
761         brelse(nbp);

```

```

762     }
763
764 out:
765     bp->b_bcount = size;
766 }

```

----- kern/vfs_bio.c

The only additional information to understand every details of the above code, we think, is

- `b_bcount` member in `struct buf` used in **line 724-724** represents the size of physical memory allocated to that buffer cache
- The reason that `brelease` function is called at **line 761**, instead of directly putting into the AGE list, is to awake any possible process for the availability of a new buffer.
- `round_page` macro is defined in `uvm/uvm_param.h` as

```

----- uvm/uvm_param.h
151 /*
152 * Round off or truncate to the nearest page.  These will work
153 * for either addresses or counts (i.e., 1 byte rounds to 1 page).
154 */
155 #define round_page(x)  (((x) + PAGE_MASK) & ~PAGE_MASK)
156 #define trunc_page(x)  ((x) & ~PAGE_MASK)

```

----- uvm/uvm_param.h

where the `PAGE_MASK` is defined as

```

----- uvm/uvm_param.h
96 /*
97 *      All references to the size of a page should be done with PAGE_SIZE
98 *      or PAGE_SHIFT.  The fact they are variables is hidden here so that
99 *      we can easily make them constant if we so desire.
100 */
101 #define PAGE_SIZE      uvmexp.pagesize          /* size of page */
102 #define PAGE_MASK      uvmexp.pagemask          /* size of page - 1 */
103 #define PAGE_SHIFT     uvmexp.pageshift         /* bits to shift for pages */

```

----- uvm/uvm_param.h

where the `uvmexp.pagesize` is set up in `arch/sparc64/sparc64/pamp.c` as,

----- arch/sparc64/sparc64/pmap.c

```

467 void
468 pmap_bootstrap(kernelstart, kernelend, maxctx)
469     u_long kernelstart, kernelend;
470     u_int maxctx;

```

```

471 {
...
491     /*
492     * set machine page size
493     */
494     uvmexp.pagesize = NBPG;
495     uvmexp.ncolors = pmap_calculate_colors();
496     uvm_setpagesize();

```

----- arch/sparc64/sparc64/pmap.c

where the NBPG is defined to 8192 as

```

----- arch/sparc64/include/param.h

298 #define PGSHIFT      13          /* log2(NBPG) */
299 #define NBPG          (1<<PGSHIFT) /* bytes/page */
300 #define PGOFFSET      (NBPG-1)    /* byte offset into page */

```

----- arch/sparc64/include/param.h

Consistency of Physical Memory Mapping

`allocbuf` function ensures that each physical-memory page is mapped into exactly one buffer at all times. So, the kernel maintains the consistency by purging old buffers when files are shortened or removed as follows.

- Whenever a file is *removed*,
 1. the kernel traverses its list of dirty buffers.
 2. For each buffer, the kernel cancels its write requests and
 3. marks the buffer invalid, so that the buffer cannot be found in the buffer pool again.
 4. Each invalid buffer is put at the front of the *AGE* list, so that it will be used before any buffers with potentially useful data.
- For a file being partially *truncated*, only the buffers following the truncation point are invalidated.

4.7.4 Getting a Buffer: `getblk` function

This function is the essential part in reading a logical file block into a buffer cache.

The algorithm of `getblk` function is

input: logical file block number, and `vnode`
output: locked buffer that can now be used for reading block,
but not having read the filesystem yet !

```

{
start:
    if (block is in hash)
    {
        if (the buffercache is busy ?)
        {

```



```

        if (UVM is using the block ?)
        {
            return NULL;
        }

        sleep (until a buffer becomes free);
    }

    mark the buffer cache busy;
    remove the buffer from free list;
}
else
{
    if (try to get a new buffer cache failed ?)
    {
        goto start;
    }

    place the buffer cache into hash;
    associate the buffer cache with vnode;
}

ensure the buffer cache has desired amount of physical memory;
return the buffer cache;
}

```

The source code for `getblk` function of `kern/kern_bio.c` is

```

----- kern/vfs_bio.c

604 /*
605  * Get a block of requested size that is associated with
606  * a given vnode and block offset. If it is found in the
607  * block cache, mark it as having been found, make it busy
608  * and return it. Otherwise, return an empty block of the
609  * correct size. It is up to the caller to insure that the
610  * cached blocks be of the correct size.
611  */
612 struct buf *
613 getblk(vp, blkno, size, slpflag, slptimeo)
614     struct vnode *vp;
615     daddr_t blkno;
616     int size, slpflag, slptimeo;
617 {
618     struct buf *bp;
619     int s, err;
620
621 start:
622     bp = incore(vp, blkno);
623     if (bp != NULL) {
624         s = splbio();
625         if (ISSET(bp->b_flags, B_BUSY) {
626             if (curproc == uvm.pagedaemon_proc) {
627                 splx(s);
628                 return NULL;

```

```

629         }
630         SET(bp->b_flags, B_WANTED);
631         err = tsleep(bp, slpflag | (PRIBIO + 1), "getblk",
632                 slptimeo);
633         splx(s);
634         if (err)
635             return (NULL);
636         goto start;
637     }
638 #ifdef DIAGNOSTIC
639     if (ISSET(bp->b_flags, B_DONE|B_DELWRI) &&
640         bp->b_bcount < size && vp->v_type != VBLK)
641         panic("getblk: block size invariant failed");
642 #endif
643     SET(bp->b_flags, B_BUSY);
644     bremfree(bp);
645     splx(s);
646 } else {
647     if ((bp = getnewbuf(slpflag, slptimeo)) == NULL)
648         goto start;
649
650     binshash(bp, BUFHASH(vp, blkno));
651     bp->b_blkno = bp->b_lblkno = bp->b_rawblkno = blkno;
652     s = splbio();
653     bgetvp(vp, bp);
654     splx(s);
655 }
656 allocbuf(bp, size);
657 return (bp);
658 }

```

----- kern/vfs.bio.c

For your reference, we show the code of `bgetvp` function that associate the buffer cache with `vnode`.

```

----- kern/vfs.subr.c
135 /*
136  * Insq/Remq for the vnode usage lists.
137  */
138 #define bufinsvn(bp, dp)          LIST_INSERT_HEAD(dp, bp, b_vnbufs)
139 #define bufremvn(bp) {
140     LIST_REMOVE(bp, b_vnbufs);
141     (bp)->b_vnbufs.le_next = NOLIST;
142 }
...
857 /*
858  * Associate a buffer with a vnode.
859  */
860 void
861 bgetvp(vp, bp)
862     struct vnode *vp;
863     struct buf *bp;
864 {

```

```

865     int s;
866
867     if (bp->b_vp)
868         panic("bgetvp: not free, bp %p", bp);
869     VHOLD(vp);
870     s = splbio();
871     bp->b_vp = vp;
872     if (vp->v_type == VBLK || vp->v_type == VCHR)
873         bp->b_dev = vp->v_rdev;
874     else
875         bp->b_dev = NODEV;
876     /*
877      * Insert onto list for new vnode.
878      */
879     bufinsvn(bp, &vp->v_cleanblkhd);
880     splx(s);
881 }

```

kern/vfs_subr.c

In **line 871-873**, note that `b_vp` and `b_dev` member of the buffer cache is set up to associate the vnode with the buffer. The buffer is inserted into the vnode clean list by **line 879**. The `VHOLD` vnode operation used in **line 869** is defined in `sys/vnode.h` as

```

260 #define HOLDRELE(vp)    holdrele(vp)
261 #define VHOLD(vp)      vhold(vp)
262 #define VREF(vp)       vref(vp)
...
302 /*
303  * increase buf or page ref
304  */
305 static __inline void
306 vhold(struct vnode *vp)
307 {
308
309     simple_lock(&vp->v_interlock);
310     if ((vp->v_freelist.tqe_prev != (struct vnode *)0xdeadb) &&
311         vp->v_holdcnt == 0 && vp->v_usecount == 0) {
312         simple_lock(&vnode_free_list_slock);
313         TAILQ_REMOVE(&vnode_free_list, vp, v_freelist);
314         TAILQ_INSERT_TAIL(&vnode_hold_list, vp, v_freelist);
315         simple_unlock(&vnode_free_list_slock);
316     }
317     vp->v_holdcnt++;
318     simple_unlock(&vp->v_interlock);
319 }

```

sys/vnode.h

`VHOLD` vnode operation marks the vnode as active by incrementing `vp->v_holdcnt` and moving the vnode from the freelist to the holdlist. Once on the holdlist, the vnode will not be recycled until it is released with `holdrele` function.

4.8 Allocating and Reading Filesystem with Buffer Cache

From this section, the description is presented briefly as possible as we can, so that we improve on analysis speed.

```

kern/vfs_bio.c

186 static __inline struct buf *
187 bio_doread(vp, blkno, size, cred, async)
188     struct vnode *vp;
189     daddr_t blkno;
190     int size;
191     struct ucred *cred;
192     int async;
193 {
194     struct buf *bp;
195     struct proc *p = (curproc != NULL ? curproc : &proc0); /* XXX */
196
197     bp = getblk(vp, blkno, size, 0, 0);
198
199     /*
200      * If buffer does not have data valid, start a read.
201      * Note that if buffer is B_INVALID, getblk() won't return it.
202      * Therefore, it's valid if it's I/O has completed or been delayed.
203      */
204     if (!ISSET(bp->b_flags, (B_DONE | B_DELWRI))) {
205         /* Start I/O for the buffer. */
206         SET(bp->b_flags, B_READ | async);
207         VOP_STRATEGY(bp);
208
209         /* Pay for the read. */
210         p->p_stats->p_ru.ru_inblock++;
211     } else if (async) {
212         brelse(bp);
213     }
214
215     return (bp);
216 }

```

kern/vfs_bio.c

line 197 get buffer containing the block or new block from buffer cache hash. This buffer is locked and on hash list, but not on free list.

line 204 check the block is already containing the desired block.

line 207 calls filesystem strategy routine. If the target filesystem is Fast Filesystem, then `ufs_strategy` is called. The `VOP_STRATEGY` is defined as,

```

sys/vnode.if.h

1606 static __inline int VOP_STRATEGY(bp)
1607     struct buf *bp;
1608 {

```

4.8. ALLOCATING AND READING FILESYSTEM WITH BUFFER CACHE117

```
1609     struct vop_strategy_args a;
1610     a.a_desc = VDESC(vop_strategy);
1611     a.a_bp = bp;
1612     return (VCALL(bp->b_vp, VOFFSET(vop_strategy), &a));
1613 }
```

sys/vnode_if.h

line 211-212 Why should this buffer be returned to free list ? Since asynchronous read is requested for a block already on buffer cache hash, these lines try to return the buffer to free list.

ufs/ufs/ufs_vnops.c

```
1655 /*
1656  * Calculate the logical to physical mapping if not done already,
1657  * then call the device strategy routine.
1658  */
1659 int
1660 ufs_strategy(void *v)
1661 {
1662     struct vop_strategy_args /* {
1663         struct buf *a_bp;
1664     } */ *ap = v;
1665     struct buf *bp;
1666     struct vnode *vp;
1667     struct inode *ip;
1668     int error;
1669
1670     bp = ap->a_bp;
1671     vp = bp->b_vp;
1672     ip = VTOI(vp);
1673     if (vp->v_type == VBLK || vp->v_type == VCHR)
1674         panic("ufs_strategy: spec");
1675     KASSERT(bp->b_bcount != 0);
1676     if (bp->b_blkno == bp->b_lblkno) {
1677         error = VOP_BMAP(vp, bp->b_lblkno, NULL, &bp->b_blkno,
1678             NULL);
1679         if (error) {
1680             bp->b_error = error;
1681             bp->b_flags |= B_ERROR;
1682             biodone(bp);
1683             return (error);
1684         }
1685         if ((long)bp->b_blkno == -1) /* no valid data */
1686             clrbuf(bp);
1687     }
1688     if ((long)bp->b_blkno < 0) { /* block is not on disk */
1689         biodone(bp);
1690         return (0);
1691     }
1692     vp = ip->i_devvp;
1693     bp->b_dev = vp->v_rdev;
1694     VOCALL (vp->v_op, VOFFSET(vop_strategy), ap);
```

```
1695     return (0);
1696 }
```

ufs/ufs/ufs_vnops.c

line 1672 obtains a pointer to *inode*. The definition of `VTOI` is

```
191 /* Convert between inode pointers and vnode pointers. */
192 #define VTOI(vp)      ((struct inode *) (vp)->v_data)
193 #define ITOV(ip)      ((ip)->i_vnode)
```

ufs/ufs/inode.h

line 1677 changes the logical block number of a file relative to the beginning of a file, to the physical block number of a filesystem relative to the beginning of a partition. `b_lblkno` member contains the logical block number of a file associated with the vnode. `b_blkno` member contains the physical block number of a filesystem.

line 1686 clears the buffer's data area. The macro definition is `sys/buf.h`

line 1692-1694 obtains the vnode for device driver of the filesystem such as CCD pseudo device driver, or SCSI general layer. And then, the strategy function of the driver or layer is called via *specfs* virtual filesystem layer ! If the strategy function of the SCSI general layer is called, the function then calls the start function of SCSI device driver such as Adaptec Fast-Wide, or LSI logic controller, using `physio` function of `kern/kern_physio.c`.

`biodone` function is called by a device driver to mark I/O complete on the buffer that is just read or written.

```
869 /*
870  * Mark I/O complete on a buffer.
871  *
872  * If a callback has been requested, e.g. the pageout
873  * daemon, do so. Otherwise, awaken waiting processes.
874  *
875  * [ Leffler, et al., says on p.247:
876  *   "This routine wakes up the blocked process, frees the buffer
877  *   for an asynchronous write, or, for a request by the pagedaemon
878  *   process, invokes a procedure specified in the buffer structure" ]
879  *
880  * In real life, the pagedaemon (or other system processes) wants
881  * to do async stuff to, and doesn't want the buffer brelse()'d.
882  * (for swap pager, that puts swap buffers on the free lists (!!!),
883  * for the vn device, that puts malloc'd buffers on the free lists!)
884  */
885 void
886 biodone(bp)
887     struct buf *bp;
888 {
```

kern/vfs_bio.c

4.8. ALLOCATING AND READING FILESYSTEM WITH BUFFER CACHE 119

```

889     int s = splbio();
890
891     if (ISSET(bp->b_flags, B_DONE))
892         panic("biodone already");
893     SET(bp->b_flags, B_DONE);           /* note that it's done */
894
895     if (LIST_FIRST(&bp->b_dep) != NULL && bioops.io_complete)
896         (*bioops.io_complete)(bp);
897
898     if (!ISSET(bp->b_flags, B_READ))   /* wake up reader */
899         vwakeup(bp);
900
901     if (ISSET(bp->b_flags, B_CALL)) {  /* if necessary, call out */
902         CLR(bp->b_flags, B_CALL);     /* but note callout done */
903         (*bp->b_iodone)(bp);
904     } else {
905         if (ISSET(bp->b_flags, B_ASYNC) /* if async, release */
906             brelse(bp);
907         else {                          /* or just wakeup the buffer */
908             CLR(bp->b_flags, B_WANTED);
909             wakeup(bp);
910         }
911     }
912
913     splx(s);
914 }

```

----- kern/vfs_bio.c

line 898-899 Recall that the B_READ flag is set by `bio_doread` function. If this flag is not set, then `biodone` is called after write, therefore, decrease number of pending write in `vnode` structure. The definition of `vwakeup` function is

```

----- kern/vfs_subr.c

630 /*
631  * Update outstanding I/O count and do wakeup if requested.
632  */
633 void
634 vwakeup(bp)
635     struct buf *bp;
636 {
637     struct vnode *vp;
638
639     if ((vp = bp->b_vp) != NULL) {
640         if (--vp->v_numoutput < 0)
641             panic("vwakeup: neg numoutput, vp %p", vp);
642         if ((vp->v_flag & VBWAIT) && vp->v_numoutput <= 0) {
643             vp->v_flag &= ~VBWAIT;
644             wakeup((caddr_t)&vp->v_numoutput);
645         }
646     }
647 }

```

----- kern/vfs_subr.c

line 905-906 returns a buffer that just finished asynchronous read to free list, since it is not immediately used. Remember that `brelse` function clears `B_BUSY` flag which is set by `getblk` function.

line 907-910 just wakeup the process waiting from `biowait` function for the completion of I/O.

4.8.1 Just Read: bread function

The filesystem allocates and fills buffers by calling the `bread` function. Bread function

- Takes a `vnode`, a logical block number, and a size, and
- Returns a pointer to a locked buffer.

It is important to remember that any other process that tries to obtain the buffer will be put to sleep until the buffer is released.

```

kern/vfs_bio.c

218 /*
219  * Read a disk block.
220  * This algorithm described in Bach (p.54).
221  */
222 int
223 bread(vp, blkno, size, cred, bpp)
224     struct vnode *vp;
225     daddr_t blkno;
226     int size;
227     struct ucred *cred;
228     struct buf **bpp;
229 {
230     struct buf *bp;
231
232     /* Get buffer for block. */
233     bp = *bpp = bio_doread(vp, blkno, size, cred, 0);
234
235     /* Wait for the read to complete, and return result. */
236     return (biowait(bp));
237 }

```

line 236 Remember that this is synchronous read, not asynchronous. The difference between them is that synchronous read wait for the completion of read operation from filesystem, but asynchronous read does not wait. To differentiate this trait, see the `breadn` function.

```

kern/vfs_bio.c

844 /*
845  * Wait for operations on the buffer to complete.
846  * When they do, extract and return the I/O's error value.
847  */
848 int
849 biowait(bp)

```


4.8. ALLOCATING AND READING FILESYSTEM WITH BUFFER CACHE¹²¹

```
850     struct buf *bp;
851 {
852     int s;
853
854     s = splbio();
855     while (!ISSET(bp->b_flags, B_DONE | B_DELWRI))
856         tsleep(bp, PRIBIO + 1, "biowait", 0);
857     splx(s);
858
859     /* check for interruption of I/O (e.g. via NFS), then errors. */
860     if (ISSET(bp->b_flags, B_EINTR)) {
861         CLR(bp->b_flags, B_EINTR);
862         return (EINTR);
863     } else if (ISSET(bp->b_flags, B_ERROR))
864         return (bp->b_error ? bp->b_error : EIO);
865     else
866         return (0);
867 }
```

----- kern/vfs_bio.c

The places where the `biowait` function is called are,

`bread` function to wait for the completion of synchronous read.

`breadn` function to wait for the completion of synchronous read of the only first block: the rest block from the second to the end are asynchronously read, so that the `biowait` function is not used for the I/O completion of those blocks.

`bwrite` function to wait for the completion of synchronous write.

line 855-856 sleep until `biodone` function called by the relevant device driver strategy function, awakens this line.

4.8.2 Read Ahead Multiple Buffers: `breadn` function

----- kern/vfs_bio.c

```
239 /*
240  * Read-ahead multiple disk blocks. The first is sync, the rest async.
241  * Trivial modification to the breada algorithm presented in Bach (p.55).
242  */
243 int
244 breadn(vp, blkno, size, rablks, rasizes, nrablks, cred, bpp)
245     struct vnode *vp;
246     daddr_t blkno; int size;
247     daddr_t rablks[]; int rasizes[];
248     int nrablks;
249     struct ucred *cred;
250     struct buf **bpp;
251 {
252     struct buf *bp;
253     int i;
254
255     bp = *bpp = bio_doread(vp, blkno, size, cred, 0);
256 }
```

```

257      /*
258      * For each of the read-ahead blocks, start a read, if necessary.
259      */
260      for (i = 0; i < nrabks; i++) {
261          /* If it's in the cache, just go on to next one. */
262          if (incore(vp, rabks[i]))
263              continue;
264
265          /* Get a buffer for the read-ahead block */
266          (void) bio_doread(vp, rabks[i], rases[i], cred, B_ASYNC);
267      }
268
269      /* Otherwise, we had to start a read for it; wait until it's valid. */
270      return (biowait(bp));
271 }

```

kern/vfs_bio.c

line 270 only waits for the first block. It does not wait for the other blocks to finish I/O, since those blocks are read-ahead blocks and processed with asynchronous read.

4.8.3 Read Ahead a Single Buffer: breada function

kern/vfs_bio.c

```

273 /*
274 * Read with single-block read-ahead. Defined in Bach (p.55), but
275 * implemented as a call to breadn().
276 * XXX for compatibility with old file systems.
277 */
278 int
279 breada(vp, blkno, size, rablno, rabsz, cred, bpp)
280     struct vnode *vp;
281     daddr_t blkno; int size;
282     daddr_t rablno; int rabsz;
283     struct ucred *cred;
284     struct buf **bpp;
285 {
286
287     return (breadn(vp, blkno, size, &rablno, &rabsz, 1, cred, bpp));
288 }

```

kern/vfs_bio.c

4.9 Releasing Buffer Cache

A buffer can be released by four ways: by `brelse`, `bdwrite`, `bawrite`, or `bwrite` function. The first one releases clean buffer and the latter three releases dirty buffer. *dirty buffer* means that a buffer which is modified and not yet written to storage.

4.9.1 Just Release: brelse function

`brelse` function releases a buffer when the buffer has NOT BEEN MODIFIED. This function

1. returns the buffer to free list and
2. awakens any process that are awaiting for it.

The essential algorithm of this function[2] is

1. wakeup all processes that is waiting for ANY buffer to become free
:from `getnewbuf()` function
2. wakeup all processes that is waiting for THIS buffer to become free
:from `getblk()` function
3. if (buffer contents is invalid or having no physical memory ?)
 - {
 - if (buffer is invalid ?)
 - enqueue buffer at beginning of AGE free list
 - else
 - enqueue buffer at beginning of EMPTY free list
 - }
 - else
 - {
 - if
 - enqueue buffer at end of free list
 - }
4. unlock buffer

kern/vfs_bio.c

```

468 /*
469  * Release a buffer on to the free lists.
470  * Described in Bach (p. 46).
471  */
472 void
473 brelse(bp)
474     struct buf *bp;
475 {
476     struct bqueues *bufq;
477     int s;
478
479     KASSERT(ISSET(bp->b_flags, B_BUSY));
480
481     /* Wake up any processes waiting for any buffer to become free. */
482     if (needbuffer) {
483         needbuffer = 0;
484         wakeup(&needbuffer);
485     }
486
487     /* Block disk interrupts. */
488     s = splbio();
489 
```

```

490     /* Wake up any processes waiting for _this_ buffer to become free. */
491     if (ISSET(bp->b_flags, B_WANTED)) {
492         CLR(bp->b_flags, B_WANTED|B_AGE);
493         wakeup(bp);
494     }
495
496     /*
497     * Determine which queue the buffer should be on, then put it there.
498     */
499
500     /* If it's locked, don't report an error; try again later. */
501     if (ISSET(bp->b_flags, (B_LOCKED|B_ERROR)) == (B_LOCKED|B_ERROR))
502         CLR(bp->b_flags, B_ERROR);
503
504     /* If it's not cacheable, or an error, mark it invalid. */
505     if (ISSET(bp->b_flags, (B_NOCACHE|B_ERROR)))
506         SET(bp->b_flags, B_INVALID);
507
508     if (ISSET(bp->b_flags, B_VFLUSH)) {
509         /*
510         * This is a delayed write buffer that was just flushed to
511         * disk. It is still on the LRU queue. If it's become
512         * invalid, then we need to move it to a different queue;
513         * otherwise leave it in its current position.
514         */
515         CLR(bp->b_flags, B_VFLUSH);
516         if (!ISSET(bp->b_flags, B_ERROR|B_INVALID|B_LOCKED|B_AGE))
517             goto already_queued;
518         else
519             bremfree(bp);
520     }
521
522     if ((bp->b_bufsize <= 0) || ISSET(bp->b_flags, B_INVALID)) {
523         /*
524         * If it's invalid or empty, dissociate it from its vnode
525         * and put on the head of the appropriate queue.
526         */
527         if (LIST_FIRST(&bp->b_dep) != NULL && bioops.io_deallocate)
528             (*bioops.io_deallocate)(bp);
529         CLR(bp->b_flags, B_DONE|B_DELWRI);
530         if (bp->b_vp) {
531             reassignbuf(bp, bp->b_vp);
532             brelvp(bp);
533         }
534         if (bp->b_bufsize <= 0)
535             /* no data */
536             bufq = &bufqueues[BQ_EMPTY];
537         else
538             /* invalid data */
539             bufq = &bufqueues[BQ_AGE];
540         binsheadfree(bp, bufq);
541     } else {
542         /*
543         * It has valid data. Put it on the end of the appropriate

```

```

544     * queue, so that it'll stick around for as long as possible.
545     * If buf is AGE, but has dependencies, must put it on last
546     * bufqueue to be scanned, ie LRU. This protects against the
547     * livelock where BQ_AGE only has buffers with dependencies,
548     * and we thus never get to the dependent buffers in BQ_LRU.
549     */
550     if (ISSET(bp->b_flags, B_LOCKED))
551         /* locked in core */
552         bufq = &bufqueues[BQ_LOCKED];
553     else if (!ISSET(bp->b_flags, B_AGE))
554         /* valid data */
555         bufq = &bufqueues[BQ_LRU];
556     else {
557         /* stale but valid data */
558         int has_deps;
559
560         if (LIST_FIRST(&bp->b_dep) != NULL &&
561             bioops.io_countdeps)
562             has_deps = (*bioops.io_countdeps)(bp, 0);
563         else
564             has_deps = 0;
565         bufq = has_deps ? &bufqueues[BQ_LRU] :
566             &bufqueues[BQ_AGE];
567     }
568     binstailfree(bp, bufq);
569 }
570
571 already_queued:
572     /* Unlock the buffer. */
573     CLR(bp->b_flags, B_AGE|B_ASYNC|B_BUSY|B_NOCACHE);
574     SET(bp->b_flags, B_CACHE);
575
576     /* Allow disk interrupts. */
577     splx(s);
578 }

```

kern/vfs_bio.c

line 501-502 might be disregarded, if you do not focus on *LFS*, since only the *LFS* uses the *LOCKED free list*.

line 505-506 *B_NOCACHE* flag says that the buffer should not be cached after use. Therefore, it is set up with *B_INVAL* flag. The buffer with this flag can be on a free list, but the buffer cannot be searched by *incore* function.

line 508-520 *B_VFLUSH* flag says that the buffer is being flushed to disk. Buffers are set with this flag by

- *vinvalbuf* function of *kern/vfs_subr.c* that flush out and invalidate all buffers associated with a *vnode*.
- *ffs_full_fsync* function of *ufs/ffs/ffs_vnops.c* to flush out all dirty data associated with a *vnode*.
- *ffs_fsync* function of *ufs/ffs/ffs_vnops.c* to flush out ranged dirty data associated with a *vnode*.

If otherwise specified, the buffer with `B_VFLUSH` flag stays in free list longer than other buffers: see **line 793-803** of `getnewbuf` function scheduling a buffer of this kind to move from *LRU* free list to *AGE* free list, instead of immediate reuse.

line 557-566 If *Soft Dependency* facility is not enabled, `has_deps` variable is set to 1.

The `reassign` function used in **line 531** is used to update the status of `vnode` associated the buffer cache before calling `bre1vp` function in **line 532**. According to the

kern/vfs_subr.c

```

915 /*
916  * Reassign a buffer from one vnode to another.
917  * Used to assign file specific control information
918  * (indirect blocks) to the vnode to which they belong.
919  *
920  * This function must be called at splbio().
921  */
922 void
923 reassignbuf(bp, newvp)
924     struct buf *bp;
925     struct vnode *newvp;
926 {
927     struct buflists *listheadp;
928     int delay;
929
930     /*
931      * Delete from old vnode list, if on one.
932      */
933     if (LIST_NEXT(bp, b_vnbufs) != NOLIST)
934         bufremvn(bp);
935     /*
936      * If dirty, put on list of dirty buffers;
937      * otherwise insert onto list of clean buffers.
938      */
939     if ((bp->b_flags & B_DELWRI) == 0) {
940         listheadp = &newvp->v_cleanblkhd;
941         if (TAILQ_EMPTY(&newvp->v_uobj.memq) &&
942             (newvp->v_flag & VONWORKLST) &&
943             LIST_FIRST(&newvp->v_dirtyblkhd) == NULL) {
944             newvp->v_flag &= ~VONWORKLST;
945             LIST_REMOVE(newvp, v_synclist);
946         }
947     } else {
948         listheadp = &newvp->v_dirtyblkhd;
949         if ((newvp->v_flag & VONWORKLST) == 0) {
950             switch (newvp->v_type) {
951                 case VDIR:
952                     delay = dirdelay;
953                     break;
954                 case VBLK:
955                     if (newvp->v_specmountpoint != NULL) {

```

```

956             delay = metadelay;
957             break;
958         }
959         /* fall through */
960     default:
961         delay = filedelay;
962         break;
963     }
964     if (!newvp->v_mount ||
965         (newvp->v_mount->mnt_flag & MNT_ASYNC) == 0)
966         vn_syncer_add_to_worklist(newvp, delay);
967     }
968 }
969 bufinsvn(bp, listheadp);
970 }

```

kern/vfs_subr.c

where the definition of `bre1vp` function is

```

883 /*
884  * Disassociate a buffer from a vnode.
885  */
886 void
887 bre1vp(bp)
888     struct buf *bp;
889 {
890     struct vnode *vp;
891     int s;
892
893     if (bp->b_vp == NULL)
894         panic("bre1vp: vp NULL, bp %p", bp);
895
896     s = splbio();
897     vp = bp->b_vp;
898     /*
899      * Delete from old vnode list, if on one.
900      */
901     if (LIST_NEXT(bp, b_vnbufs) != NOLIST)
902         bufremvn(bp);
903
904     if (TAILQ_EMPTY(&vp->v_uobj.memq) && (vp->v_flag & VONWORKLST) &&
905         LIST_FIRST(&vp->v_dirtyblkhd) == NULL) {
906         vp->v_flag &= ~VONWORKLST;
907         LIST_REMOVE(vp, v_synclist);
908     }
909
910     bp->b_vp = NULL;
911     HOLDRELE(vp);
912     splx(s);
913 }

```

kern/vfs_subr.c

4.9.2 Delayed Write: `bdwrite` function

`bdwrite` function releases a buffer when the buffer has been MODIFIED and EXPECTED to be modified soon again. This function

1. marks the buffer as dirty with `B_DIRTY` flags, but is not immediately written. Instead,
2. returns the buffer to the free list and
3. awakens any processes waiting for it.

```

----- kern/vfs_bio.c

380 /*
381  * Delayed write.
382  *
383  * The buffer is marked dirty, but is not queued for I/O.
384  * This routine should be used when the buffer is expected
385  * to be modified again soon, typically a small write that
386  * partially fills a buffer.
387  *
388  * NB: magnetic tapes cannot be delayed; they must be
389  * written in the order that the writes are requested.
390  *
391  * Described in Leffler, et al. (pp. 208-213).
392  */
393 void
394 bdwrite(bp)
395     struct buf *bp;
396 {
397     struct proc *p = (curproc != NULL ? curproc : &proc0); /* XXX */
398     const struct bdevsw *bdev;
399     int s;
400
401     /* If this is a tape block, write the block now. */
402     /* XXX NOTE: the memory filesystem usurpes major device */
403     /* XXX          number 4095, which is a bad idea.          */
404     if (bp->b_dev != NODEV && major(bp->b_dev) != 4095) {
405         bdev = bdevsw_lookup(bp->b_dev);
406         if (bdev != NULL && bdev->d_type == D_TAPE) {
407             bawrite(bp);
408             return;
409         }
410     }
411
412     /*
413     * If the block hasn't been seen before:
414     * (1) Mark it as having been seen,
415     * (2) Charge for the write,
416     * (3) Make sure it's on its vnode's correct block list.
417     */
418     s = splbio();
419
420     if (!ISSET(bp->b_flags, B_DELWRI)) {
421         SET(bp->b_flags, B_DELWRI);

```



```

422             p->p_stats->p_ru.ru_oublock++;
423             reassignbuf(bp, bp->b_vp);
424         }
425
426         /* Otherwise, the "write" is done, so mark and release the buffer. */
427         CLR(bp->b_flags, B_NEEDCOMMIT|B_DONE);
428         splx(s);
429
430         brelse(bp);
431 }

```

kern/vfs_bio.c

4.9.3 Asynchronous Write: bawrite function

`bawrite` function releases a buffer when the buffer has been MODIFIED and NOT EXPECTED to modified soon again. This function

1. schedules an I/O on the buffer, but
2. allows the caller to continue running while the scheduled I/O completes.

Implementation of `bawrite` is the same as `bwrite` function that does synchronous write except the `bawrite` set `B_ASYNC` flag. Now we will describe the reason with source code.

```

433 /*
434  * Asynchronous block write; just an asynchronous bwrite().
435  */
436 void
437 bawrite(bp)
438     struct buf *bp;
439 {
440
441     SET(bp->b_flags, B_ASYNC);
442     VOP_BWRITE(bp);
443 }

```

kern/vfs_bio.c

where the definition of `VOP_BWRITE` is, unless we are compiling assuming we are not using loadable kernel module (LKM),

```

1630 static __inline int VOP_BWRITE(bp)
1631     struct buf *bp;
1632 {
1633     struct vop_bwrite_args a;
1634     a.a_desc = VDESC(vop_bwrite);
1635     a.a_bp = bp;
1636     return (VCALL(bp->b_vp, VOFFSET(vop_bwrite), &a));
1637 }

```

sys/vnode_if.h

where the **line 1636** would call, if we are using FFS, `vn_bwrite` function, since the *inode operation vector description table* of FFS is defined in `ufs/ffs/vfs_vnops.c` as, (notice the **line 121**)

```

71 /* Global vfs data structures for ufs. */
72 int (**ffs_vnodeop_p) __P((void *));
73 const struct vnodeopv_entry_desc ffs_vnodeop_entries[] = {
74     { &vop_default_desc, vn_default_error },
75     { &vop_lookup_desc, ufs_lookup },           /* lookup */
76     { &vop_create_desc, ufs_create },          /* create */
77     { &vop_whiteout_desc, ufs_whiteout },      /* whiteout */
78     { &vop_mknod_desc, ufs_mknod },           /* mknod */
79     { &vop_open_desc, ufs_open },             /* open */
80     { &vop_close_desc, ufs_close },           /* close */
81     { &vop_access_desc, ufs_access },         /* access */
82     { &vop_getattr_desc, ufs_getattr },       /* getattr */
83     { &vop_setattr_desc, ufs_setattr },       /* setattr */
84     { &vop_read_desc, ffs_read },             /* read */
...
121     { &vop_bwrite_desc, vn_bwrite },         /* bwrite */
...
124     { NULL, NULL }

```

The code of `vn_bwrite` called by FFS `VOP_BWRITE` operation is,

```

kern/vfs_bio.c

371 int
372 vn_bwrite(v)
373     void *v;
374 {
375     struct vop_bwrite_args *ap = v;
376
377     return (bwrite(ap->a_bp));
378 }

```

kern/vfs_bio.c

Therefore, for FFS, `bawrite` function calls `bwrite` function after setting `B_ASYNC` flag on the buffer.

4.9.4 Synchronous Write: `bwrite` function

`bwrite` function releases a buffer when the buffer has been `MODIFIED`. This function `ENSURES` that the writing the buffer to storage is complete before proceeding.

```

kern/vfs_bio.c

290 /*
291  * Block write.  Described in Bach (p.56)
292  */
293 int

```

```

294 bwrite(bp)
295     struct buf *bp;
296 {
297     int rv, sync, wasdelayed, s;
298     struct proc *p = (curproc != NULL ? curproc : &proc0); /* XXX */
299     struct vnode *vp;
300     struct mount *mp;
301
302     vp = bp->b_vp;
303     if (vp != NULL) {
304         if (vp->v_type == VBLK)
305             mp = vp->v_specmountpoint;
306         else
307             mp = vp->v_mount;
308     } else {
309         mp = NULL;
310     }
311
312     /*
313     * Remember buffer type, to switch on it later.  If the write was
314     * synchronous, but the file system was mounted with MNT_ASYNC,
315     * convert it to a delayed write.
316     * XXX note that this relies on delayed tape writes being converted
317     * to async, not sync writes (which is safe, but ugly).
318     */
319     sync = !ISSET(bp->b_flags, B_ASYNC);
320     if (sync && mp != NULL && ISSET(mp->mnt_flag, MNT_ASYNC)) {
321         bwrite(bp);
322         return (0);
323     }
324
325     /*
326     * Collect statistics on synchronous and asynchronous writes.
327     * Writes to block devices are charged to their associated
328     * filesystem (if any).
329     */
330     if (mp != NULL) {
331         if (sync)
332             mp->mnt_stat.f_syncwrites++;
333         else
334             mp->mnt_stat.f_asyncwrites++;
335     }
336
337     wasdelayed = ISSET(bp->b_flags, B_DELWRI);
338
339     s = splbio();
340
341     CLR(bp->b_flags, (B_READ | B_DONE | B_ERROR | B_DELWRI));
342
343     /*
344     * Pay for the I/O operation and make sure the buf is on the correct
345     * vnode queue.
346     */
347     if (wasdelayed)

```

```

348             reassignbuf(bp, bp->b_vp);
349     else
350             p->p_stats->p_ru.ru_oublock++;
351
352     /* Initiate disk write. Make sure the appropriate party is charged. */
353     bp->b_vp->v_numoutput++;
354     splx(s);
355
356     VOP_STRATEGY(bp);
357
358     if (sync) {
359         /* If I/O was synchronous, wait for it to complete. */
360         rv = biowait(bp);
361
362         /* Release the buffer. */
363         brelse(bp);
364
365         return (rv);
366     } else {
367         return (0);
368     }
369 }

```

kern/vfs_bio.c

Buffers that are written using `bawrite` or `bwrite` function are placed on the appropriate output queue. When the output completes, the `brelse` function is called to return those buffers to the free list and to awaken any processes that are waiting for them.

For asynchronous write, the buffer is returned to free list by **line 906** of `biodone` function called by the relevant device driver strategy function.

For synchronous write, the buffer is returned to free list by **line 363** of `bwrite` function after waiting for the completion of write.

4.10 References to Source Code

4.10.1 kern/vfs_bio.c - 334 lines, 21 functions

Global Variables

```

LIST_HEAD(bufhashhdr, buf) *bufhashtbl, invalhash; // buffer cache hash
u_long                    bufhash;                // buffer cache hash mask
TAILQ_HEAD(bqueues, buf)  bufqueues[BQUEUES];    // buffer cache free lists
int                        needbuffer;            // buffer cache locking
struct pool                bufpool;               // buffers for physio()

```

Functions

```

bremfree()
bufinit()
bio_doread()
bread()
breadn()
breada()
bwrite()

```

```
vn_bwrite()  
bdwrite()  
bawrite()  
bdirty()  
brelse()  
incore()  
getblk()  
geteblk()  
allocbuf()  
getnewbuf()  
biowait()  
biodone()  
count_lock_queue()  
vfs_bufstats()
```


Chapter 5

Vnode

5.1 Introduction

The vnode is the focus of all file activity in NetBSD. There is a unique vnode allocated for each active file, directory, mounted-on file, fifo, domain socket, symbolic link and device. The kernel has no concept of a file's structure and so it relies on the information stored in the vnode to describe the file. Thus, the vnode associated with a file holds all the administration information pertaining to it.

When a process requests an operation on a file, the vfs interface passes control to a file system type dependent function to carry out the operation. If the file system type dependent function finds that a vnode representing the file is not in main memory, it dynamically allocates a new vnode from the system main memory pool. Once allocated, the vnode is attached to the data structure pointer associated with the cause of the vnode allocation and it remains resident in the main memory until the system decides that it is no longer needed and can be recycled.

5.2 Vnode Management Function

The vnode has the following structure:

```
struct vnode {
    struct uvm_object v_uobj;           /* uvm object */
#define v_usecount      v_uobj.uo_refs
#define v_interlock    v_uobj.vmobjlock
    voff_t             v_size;          /* size of file */
    int                v_flag;         /* flags */
    int                v_numoutput;    /* num pending writes */
    long               v_writecount;   /* ref count of writers */
    long               v_holdcnt;     /* page & buffer refs */
    daddr_t            v_lastr;        /* last read */
    u_long             v_id;           /* capability id */
    struct mount        *v_mount;      /* ptr to vfs we are in */
    int                (**v_op)(void *); /* vnode ops vector */
    TAILQ_ENTRY(vnode) v_freelist;    /* vnode freelist */
    LIST_ENTRY(vnode) v_mntvnodes;   /* vnodes for mount pt */
    struct buflists     v_cleanblkhd; /* clean blocklist head */
};
```

```

    struct buflists v_dirtyblkhd;          /* dirty blocklist head */
    LIST_ENTRY(vnode) v_synclist;        /* dirty vnodes */
    union {
        struct mount *vu_mountedhere; /* ptr to mounted vfs */
        struct socket *vu_socket;     /* unix ipc (VSOCK) */
        struct specinfo *vu_specinfo; /* device (VCHR, VBLK) */
        struct fifoinfo *vu_fifoinfo; /* fifo (VFIFO) */
    } v_un;
#define v_mountedhere v_un.vu_mountedhere
#define v_socket v_un.vu_socket
#define v_specinfo v_un.vu_specinfo
#define v_fifoinfo v_un.vu_fifoinfo
    struct nqlease *v_lease;             /* Soft ref to lease */
    enum vtype v_type;                  /* vnode type */
    enum vtagtype v_tag;                /* underlying data type */
    struct lock v_lock;                 /* lock for this vnode */
    struct lock *v_vnlock;              /* ptr to vnode lock */
    void *v_data;                       /* private data for fs */
};

```

Most functions discussed in this page that operate on vnodes cannot be called from interrupt context. The members `v_numoutput`, `v_holdcnt`, `v_dirtyblkhd`, `v_cleanblkhd`, `v_freelist`, and `v_synclist` are modified in interrupt context and must be protected by `splbio(9)` unless it is certain that there is no chance an interrupt handler will modify them. The vnode lock must not be acquired within interrupt context.

5.2.1 Vnode Flag

Vnode flags are recorded by `v_flag`. Valid flags are:

<code>VROOT</code>	This vnode is the root of its file system.
<code>VTEXT</code>	This vnode is a pure text prototype
<code>VEXECMAP</code>	This vnode has executable mappings
<code>VSYSTEM</code>	This vnode being used by kernel; only used to skip the <code>vflush()</code> operation quota files.
<code>VISTTY</code>	This vnode represents a tty; used when reading dead vnodes.
<code>VXLOCK</code>	This vnode is currently locked to change underlying type.
<code>VXWANT</code>	A process is waiting for this vnode.
<code>VBWAIT</code>	Waiting for output associated with this vnode to complete.
<code>VALIASED</code>	This vnode has an alias.
<code>VDIROP</code>	This vnode is involved in a directory operation. This flag is used exclusively by LFS.
<code>VLAYER</code>	This vnode is on a layer filesystem.
<code>VONWORKLST</code>	This vnode is on syncer work-list.
<code>VDIRTY</code>	This vnode possibly has dirty pages.

The `VXLOCK` flag is used to prevent multiple processes from entering the vnode reclamation code. It is also used as a flag to indicate that reclamation is in progress. The `VXWANT` flag is set by threads that wish to be awakened when reclamation is finished. Before `v_flag` can be modified,

the `v_interlock` simplelock must be acquired. See `lock(9)` for details on the kernel locking API.

`vflush(mp, skipvp, flags)`

Remove any vnodes in the vnode table belonging to mount point `mp`. If `skipvp` is not `NULL` it is exempt from being flushed. The argument `flags` is a set of flags modifying the operation of `vflush()`. If `MNT_NOFORCE` is specified, there should not be any active vnodes and an error is returned if any are found (this is a user error, not a system error). If `MNT_FORCE` is specified, active vnodes that are found are detached.

5.2.2 Reference Counts

Each vnode has three reference counts: `v_usecount`, `v_writecount` and `v_holdcnt`. The first is the number of active references within the kernel to the vnode. This count is maintained by `vref()`, `vrele()`, and `vput()`. The second is the number of active references within the kernel to the vnode performing write access to the file. It is maintained by the `open(2)` and `close(2)` system calls. The third is the number of references within the kernel requiring the vnode to remain active and not be recycled. This count is maintained by `vhold()` and `holdrele()`. When both the `v_usecount` and `v_holdcnt` reach zero, the vnode is recycled to the freelist and may be reused for another file. The transition to and from the freelist is handled by `getnewvnode()`, `ungetnewvnode()` and `vrecycle()`. Access to `v_usecount`, `v_writecount` and `v_holdcnt` is also protected by the `v_interlock` simplelock.

The number of pending synchronous and asynchronous writes on the vnode are recorded in `v_numoutput`. It is used by `fsync(2)` to wait for all writes to complete before returning to the user. Its value must only be modified at `splbio`. See `spl(9)`. It does not track the number of dirty buffers attached to the vnode.

`vref(vp)`

Increment `v_usecount` of the vnode `vp`. Any kernel thread system which uses a vnode (e.g. during the operation of some algorithm or to store in a data structure) should call `vref()`.

`VREF(vp)`

This function is an alias for `vref()`.

`vrele(vp)`

Decrement `v_usecount` of unlocked vnode `vp`. Any code in the system which is using a vnode should call `vrele()` when it is finished with the vnode. If `v_usecount` of the vnode reaches zero and `v_holdcnt` is greater than zero, the vnode is placed on the holdlist. If both `v_usecount` and `v_holdcnt` are zero, the vnode is placed on the freelist.

`vput(vp)`

Unlock vnode `vp` and decrement its `v_usecount`. Depending of the reference counts, move the vnode to the holdlist or the freelist. This operation is functionally equivalent to calling

VOP_UNLOCK(9) followed by vrelle().

vhold(vp)

Mark the vnode vp as active by incrementing vp->v_holdcnt and moving the vnode from the freelist to the holdlist. Once on the holdlist, the vnode will not be recycled until it is released with holdrele().

VHOLD(vp)

This function is an alias for vhold().

holdrele(vp)

Mark the vnode vp as inactive by decrementing vp->v_holdcnt and moving the vnode from the holdlist to the freelist.

HOLDRELE(vp)

This function is an alias for holdrele().

getnewvnode(tag, mp, vops, vpp)

Retrieve the next vnode from the freelist. getnewvnode() must choose whether to allocate a new vnode or recycle an existing one. The criterion for allocating a new one is that the total number of vnodes is less than the number desired or there are no vnodes on either free list. Generally only vnodes that have no buffers associated with them are recycled and the next vnode from the freelist is retrieved. If the freelist is empty, vnodes on the holdlist are considered. The new vnode is returned in the address specified by vpp.

The argument mp is the mount point for the file system requested the new vnode. Before retrieving the new vnode, the file system is checked if it is busy (such as currently unmounting). An error is returned if the file system is unmounted.

The argument tag is the vnode tag assigned to *vpp->v_tag. The argument vops is the vnode operations vector of the file system requesting the new vnode. If a vnode is successfully retrieved zero is returned, otherwise and appropriate error code is returned.

ungetnewvnode(vp)

Undo the operation of getnewvnode(). The argument vp is the vnode to return to the freelist. This function is needed for VFS_VGET(9) which may need to push back a vnode in case of a locking race condition.

vrecycle(vp, inter_lkp, p)

Recycle the unused vnode vp to the front of the freelist. vrecycle() is a null operation if the reference count is greater than zero.

vcount(vp)

Calculate the total number of reference counts to a special device with vnode vp.

5.2.3 Vnode Identifier

Every time a vnode is reassigned to a new file, the vnode capability identifier `v_id` is changed. It is used to maintain the name lookup cache consistency by providing a unique `<vnode *,v_id>` tuple without requiring the cache to hold a reference. The name lookup cache can later compare the vnode's capability identifier to its copy and see if the vnode still points to the same file. See `namecache(9)` for details on the name lookup cache.

5.2.4 Links to Virtual File System Information

The link to the file system which owns the vnode is recorded by `v_mount`. See `vfsops(9)` for further information of file system mount status.

The `v_op` pointer points to its vnode operations vector. This vector describes what operations can be done to the file associated with the vnode. The system maintains one vnode operations vector for each file system type configured into the kernel. The vnode operations vector contains a pointer to a function for each operation supported by the file system. See `vnodeops(9)` for a description of vnode operations.

5.2.5 Vnode Cache

When not in use, vnodes are kept on the freelist through `v_freelist`. The vnodes still reference valid files but may be reused to refer to a new file at any time. Often, these vnodes are also held in caches in the system, such as the name lookup cache. When a valid vnode which is on the freelist is used again, the user must call `vget()` to increment the reference count and retrieve it from the freelist. When a user wants a new vnode for another file `getnewvnode()` is invoked to remove a vnode from the freelist and initialise it for the new file.

`vget(vp, lockflags)`

Reclaim vnode `vp` from the freelist, increment its reference count and lock it. The argument `lockflags` specifies the `lockmgr(9)` flags used to lock the vnode. If the `VXLOCK` is set in `vp`'s `v_flag`, vnode `vp` is being recycled in `vgone()` and the calling thread sleeps until the transition is complete. When it is awakened, an error is returned to indicate that the vnode is no longer usable (possibly having been recycled to a new file system type).

`vgone(vp)`

Eliminate all activity associated with the vnode `vp` in preparation for recycling.

5.2.6 Type of Object

The type of object the vnode represents is recorded by `v_type`. It is used by generic code to perform checks to ensure operations are performed on valid file system objects. Valid types are:

`VNON` The vnode has no type.

VREG	The vnode represents a regular file.
VDIR	The vnode represents a directory.
VBLK	The vnode represents a block special device.
VCHR	The vnode represents a character special device.
VLNK	The vnode represents a symbolic link.
VSOCK	The vnode represents a socket.
VFIFO	The vnode represents a pipe.
VBAD	The vnode represents a bad file (not currently used).

Vnode tag types are used by external programs only (eg `pstat(8)`), and should never be inspected by the kernel. Its use is deprecated since new `v_tag` values cannot be defined for loadable file systems. The `v_tag` member is read-only. Valid tag types are:

VT_NON	non file system
VT_UFS	universal file system
VT_NFS	network file system
VT_MFS	memory file system
VT_MSDFS	FAT file system
VT_LFS	log-structured file system
VT_LOFS	loopback file system
VT_FDDESC	file descriptor file system
VT_PORTAL	portal daemon
VT_NULL	null file system layer
VT_UMAP	sample file system layer
VT_KERNFS	kernel interface file system
VT_PROCFFS	process interface file system
VT_AFS	AFS file system
VT_ISOFS	ISO file system(s)
VT_UNION	union file system
VT_ADOSFS	Amiga file system
VT_EXT2FS	Linux's EXT2 file system
VT_CODA	Coda file system
VT_FILECORE	filecore file system
VT_NTFS	Microsoft NT's file system
VT_VFS	virtual file system
VT_OVERLAY	overlay file system

5.2.7 Vnode Lock

All vnode locking operations use `v_vnlock`. This lock is acquired by calling `vn_lock(9)` and released by calling `vn_unlock(9)`. The vnode locking operation is complicated because it is used for many purposes. Sometimes it is used to bundle a series of vnode operations (see `vnodeops(9)`) into an atomic group. Many file systems rely on it to prevent race conditions in updating file system type specific data structures rather than using their own private locks. The vnode lock operates as a multiple-reader (shared-access lock) or single-writer lock (exclusive access lock). The lock may be held while sleeping. While the `v_vnlock` is acquired, the holder is guaranteed that the vnode will not be reclaimed or invalidated. Most file system functions require that you hold the vnode lock on entry. See `lock(9)` for details on the kernel locking API.

For leaf file systems (such as `ffs`, `lfs`, `msdosfs`, etc), `v_vnlock` will

point to `v_lock`. For stacked filesystems, `v_vnlock` will generally point to `v_vlock` of the lowest file system. Additionally, the implementation of the vnode lock is the responsibility of the individual file systems and `v_vnlock` may also be `NULL` indicating that a leaf node does not export a lock for vnode locking. In this case, stacked file systems (such as `nullfs`) must call the underlying file system directly for locking.

`vwakeup(bp)`

Update outstanding I/O count `vp->v_numoutput` for the vnode `bp->b_vp` and do wakeup if requested and `vp->vflag` has `VBWAIT` set.

5.2.8 Private Area

Files and file systems are inextricably linked with the virtual memory system and `v_uobj` contains the data maintained by the virtual memory system. For compatibility with code written before the integration of `uvm(9)` into NetBSD C-preprocessor directives are used to alias the members of `v_uobj`.

Each file system underlying a vnode allocates its own private area and hangs it from `v_data`. If non-null, this area is freed by `getnewvnode()`.

5.2.9 Other Vnode-Manipulating Functions

`vaccess(type, file_mode, uid, gid, acc_mode, cred)`

Do access checking. The arguments `file_mode`, `uid`, and `gid` are from the vnode to check. The arguments `acc_mode` and `cred` are passed directly to `VOP_ACCESS(9)`.

`checkalias(vp, nvp_rdev, mp)`

Check to see if the new vnode `vp` represents a special device for which another vnode represents the same device. If such an aliases exists the existing contents and the aliased vnode are deallocated. The caller is responsible for filling the new vnode with its new contents.

`bdevvp(dev, vpp)`

Create a vnode for a block device. `bdevvp()` is used for root file systems, swap areas and for memory file system special devices.

`cdevvp(dev, vpp)`

Create a vnode for a character device. `cdevvp()` is used for the console and `kernfs` special devices.

`vfinddev(dev, vtype, vpp)`

Lookup a vnode by device number. The vnode is returned in the address specified by `vpp`.

`vdevgone(int maj, int min, int minh, enum vtype type)`

Reclaim all vnodes that correspond to the specified minor number range `minl` to `minh` (endpoints inclusive) of the specified major

maj.

`vflushbuf(vp, sync)`

Flush all dirty buffers to disk for the file with the locked vnode `vp`. The argument `sync` specifies whether the I/O should be synchronous and `vflushbuf()` will sleep until `vp->v_numoutput` is zero and `vp->v_dirtyblkhd` is empty.

`vinvalbuf(vp, flags, cred, p, slpflag, slptimeo)`

Flush out and invalidate all buffers associated with locked vnode `vp`. The argument `p` and `cred` specified the calling process and its credentials. The arguments `flags`, `slpflag` and `slptimeo` are ignored in the present implementation. If the operation is successful zero is returned, otherwise and appropriate error code is returned.

`vtruncbuf(vp, lbn, slpflag, slptimeo)`

Destroy any in-core buffers past the file truncation length for the locked vnode `vp`. The truncation length is specified by `lbn`. `vtruncbuf()` will sleep while the I/O is performed, The `sleep(9)` flag and timeout are specified by the arguments `slpflag` and `slptimeo` respectively. If the operation is successful zero is returned, otherwise and appropriate error code is returned.

`vprint(label, vp)`

This function is used by the kernel to dump vnode information during a panic. It is only used if kernel option `DIAGNOSTIC` is compiled into the kernel. The argument `label` is a string to prefix the information dump of vnode `vp`.

5.3 Vnode Attributes

Vnode attributes describe attributes of a file or directory including file permissions, owner, group, size, access time and modification time.

A vnode attribute has the following structure:

```
struct vattr {
    enum vtype      va_type;      /* vnode type (for create) */
    mode_t          va_mode;      /* files access mode and type */
    nlink_t         va_nlink;     /* number of references to file */
    uid_t           va_uid;       /* owner user id */
    gid_t           va_gid;       /* owner group id */
    long            va_fsid;      /* file system id (dev for now) */
    long            va_fileid;    /* file id */
    u_quad_t        va_size;      /* file size in bytes */
    long            va_blocksize; /* blocksize preferred for i/o */
    struct timespec va_atime;     /* time of last access */
    struct timespec va_mtime;     /* time of last modification */
    struct timespec va_ctime;     /* time file changed */
    u_long          va_gen;       /* generation number of file */
    u_long          va_flags;     /* flags defined for file */
    dev_t           va_rdev;      /* device the special file represents */
}
```

```

        u_quad_t      va_bytes;      /* bytes of disk space held by file */
        u_quad_t      va_filerev;    /* file modification number */
        u_int         va_vaflags;    /* operations flags, see below */
        long          va_spare;      /* remain quad aligned */
};

```

A field value of VNOVAL represents a field whose value is unavailable or which is not to be changed. Valid flag values for `va_flags` are:

```

VA_UTIMES_NULL  utimes argument was NULL
VA_EXCLUSIVE    exclusive create request

```

Vnode attributes for a file are set by the vnode operation `VOP_SETATTR(9)`. Vnode attributes for a file are retrieved by the vnode operation `VOP_GETATTR(9)`. For more information on vnode operations see `vnodeops(9)`.

5.4 Vnode Operation about Filesystem Hierarchy

The vnode operations vector describes what operations can be done to the file associated with the vnode. The system maintains one vnode operations vector for each file system type configured into the kernel. The vnode operations vector contains a pointer to a function for each operation supported by the file system. Many of the functions described in the vnode operations vector are closely related to their corresponding system calls. In most cases, they are called as a result of the system call associated with the operation being invoked.

If the file system type does not support a specific operation, it must nevertheless assign an appropriate function in the vnode operations vector to do the minimum required of it. In most cases, such functions either do nothing or return an error value to the effect that it is not supported.

5.4.1 Overview

Opening a File

When an applicatin opens a file that does not currently have an in-memory vnode, the client filesystem calls the `getnewvnode` routine to allocate a new vnode.

The `getnewvnode` routine removes the least recently used vnode from the front of the free list and calls the `reclaim` operation to notify the filesystem currently using the vnode that that vnode is about to be reused.

Closing a File

When the final file-entry reference to a file is closed, the usage count on the vnode drops to zero and the vnode interface calls the `inactive` vnode operation. The `inactive` call

- notifies the underlying system that the file is no longer being used.
- The filesystem will often use this call to write dirty data back to the file, but will not typically reclaim the buffers.

Disassociation with Underlying Objects

The `reclaim` operation

- writes back any dirty data associated with the underlying object such as *inode*,
- removes the underlying object from any lists that it is on (such as hash lists used to find it), and
- frees up any auxiliary storage that was being used by the object.

This ability, combined with the ability to associate new objects with the vnode, provides functionality with usefulness that goes far beyond simply allowing vnodes to be moved from one filesystem to another. By replacing an existing object with an object from the **dead filesystem** — a filesystem in which all operations except *close* fail — the kernel revokes the objects. Internally, this revocation of an object is provided by the **vgone** routine.

The revocation service is used to support forcible unmounting of filesystems. It is also possible to downgrade a mounted filesystem from read-write to read-only. Instead of access being revoked on every active file within the filesystem, only those files with a nonzero number of references for writing have their access revoked. The ability to revoke objects is exported to processes through the **revoke** system call.

Vnode Locking

The *lock* and *unlock* operators allow the callers of the vnode interface to provide hints to the code that implement operations on the underlying objects. Stateless filesystem such as NFS ignore these hints. Stateful filesystems such as FFS, however, can use hints to avoid doing extra work.

For example, an **open** system call requesting that a new file be created requires two major phases: *lookup* and *create*. The details are

1. First, a *lookup* call is done to see if the file already exists.
2. For stateful filesystem, before the lookup is started, a *lock* request is made on the directory being searched.
3. While scanning through the directory checking for the name, the lookup code also identifies a location within the directory that contains enough space to hold the new name.
4. If the name does not already exist, the *open* code verifies that the user has permission to create the file. If the user is not eligible to create the new file, then the *abortop* operator is called to release any resources held in reserve.
5. Otherwise, *create* operation is called.
6. If the filesystem is stateful, then it can simply create the name in the previously identified space.

However, If the filesystem is stateless, then it cannot lock the directory, so the *create* operator must rescan the directory to find space and to verify that the name has not been created since the lookup.

5.4.2 componentname structure

Many of the functions in the vnode operations vector take a componentname structure. It is used to encapsulate many parameters into a single function argument. It has the following structure:

```
struct componentname {
    /*
     * Arguments to lookup.
```



```

    */
    u_long  cn_nameiop;    /* namei operation */
    u_long  cn_flags;     /* flags to namei */
    struct  proc *cn_proc; /* process requesting lookup */
    struct  ucred *cn_cred; /* credentials */
    /*
     * Shared between lookup and commit routines.
     */
    char    *cn_pnbuf;    /* pathname buffer */
    const char *cn_nameptr; /* pointer to looked up name */
    long    cn_namelen;   /* length of looked up component */
    u_long  cn_hash;      /* hash value of looked up name */
    long    cn_consume;   /* chars to consume in lookup() */
};

```

The top half of the structure is used exclusively for the pathname lookups using `VOP_LOOKUP()` and is initialized by the caller. The semantics of the lookup are affected by the operation specified in `cn_nameiop` and the flags specified in `cn_flags`. Valid operations are:

```

LOOKUP  perform name lookup only
CREATE  setup for file creation
DELETE  setup for file deletion
RENAME  setup for file renaming
OPMASK  mask for operation

```

Valid values for `cn->cn_flags` are:

```

LOCKLEAF  lock inode on return
LOCKPARENT  want parent vnode returned locked
WANTPARENT  want parent vnode returned unlocked
NOCACHE   name must not be left in name cache (see namecache(9))
FOLLOW    follow symbolic links
NOFOLLOW  do not follow symbolic links (pseudo)
MODMASK   mask of operational modifiers

```

No vnode operations may be called from interrupt context. Most operations also require the vnode to be locked on entry. To prevent dead-locks, when acquiring locks on multiple vnodes, the lock of parent directory must be acquired before the lock on the child directory.

5.4.3 Pathname Searching

```

int (*vop_lookup)()      VOP_LOOKUP      Lookup file name in name cache

```

5.4.4 Name Creation

```

int (*vop_create)()      VOP_CREATE      Create a new file
int (*vop_mknod)()       VOP_MKNOD       Make a new device
int (*vop_link)()        VOP_LINK        Link a file
int (*vop_symlink)()     VOP_SYMLINK     Create a symbolic link
int (*vop_mkdir)()       VOP_MKDIR       Make a new directory

```

5.4.5 Name Change/Deletion

int (*vop_rename)()	VOP_RENAME	Rename a file
int (*vop_remove)()	VOP_REMOVE	Remove a file
int (*vop_rmdir)()	VOP_RMDIR	Remove a directory

5.4.6 Attribute Manipulation

int (*vop_access)()	VOP_ACCESS	Determine file accessibility
int (*vop_getattr)()	VOP_GETATTR	Get file attributes
int (*vop_setattr)()	VOP_SETATTR	Set file attributes

5.4.7 Object Interpretation

int (*vop_open)()	VOP_OPEN	Open a file
int (*vop_readdir)()	VOP_READDIR	Read directory entry
int (*vop_readlink)()	VOP_READLINK	Read contents of a symlink
int (*vop_mmap)()	VOP_MMAP	Map file into user address space
int (*vop_close)()	VOP_CLOSE	Close a file
int (*vop_seek)()	VOP_SEEK	Test if file is seekable
int (*vop_bmap)()	VOP_BMAP	Logical block number conversion
int (*vop_pathconf)()	VOP_PATHCONF	Implement POSIX pathconf support
int (*vop_print)()	VOP_PRINT	Print debugging information

5.4.8 Process Control

None of these operatos modifies the object in the filestore. They are simply using the object for naming or directing the desired operation.

int (*vop_advlock)()	VOP_ADVLOCK	Advisory record locking
int (*vop_ioctl)()	VOP_IOCTL	Perform device-specific I/O
int (*vop_fcntl)()	VOP_FCNTL	Perform file control
int (*vop_poll)()	VOP_POLL	Test if poll event has occurred

5.4.9 Object Management

int (*vop_lock)()	VOP_LOCK	Sleep until vnode lock is free
int (*vop_unlock)()	VOP_UNLOCK	Wake up process sleeping on lock
int (*vop_inactive)()	VOP_INACTIVE	Release the inactive vnode
int (*vop_reclaim)()	VOP_RECLAIM	Reclaim vnode for another file
int (*vop_abortop)()	VOP_ABORTOP	Abort pending operation
int (*vop_revoke)()	VOP_REVOKE	Eliminate vnde activity
int (*vop_islocked)()	VOP_ISLOCKED	Test if vnode is locked
int (*vop_lease)()	VOP_LEASE	Validate vnode credentials
int (*vop_bwrite)()	VOP_BWRITE	Write a file system buffer
int (*vop_whiteout)()	VOP_WHITEOUT	Whiteout vnode
int (*vop_strategy)()	VOP_STRATEGY	Read/write a file system buffer

VOP_INACTIVE(vp, p)

Release the inactive vnode. VOP_INACTIVE() is called when the kernel is no longer using the vnode. This may be because the reference count reaches zero or it may be that the file system

is being forcibly unmounted while there are open files. It can be used to reclaim space for open but deleted files. The argument `vp` is the locked vnode to be released. The argument `p` is the calling process. If the operation is successful zero is returned, otherwise an appropriate error code is returned. The vnode `vp` must be locked on entry, and will be unlocked on return.

5.5 Vnode Operation about Storage

5.5.1 Object Creation and Deletion

<code>int (*vop_valloc)()</code>	<code>VOP_VALLOC</code>	Allocate fs-specific data
<code>int (*vop_vfree)()</code>	<code>VOP_VFREE</code>	Release file resources
<code>int (*vop_balloc)()</code>	<code>VOP_BALLOC</code>	Allocate physical blocks
<code>int (*vop_reallocblks)()</code>	<code>VOP_REALLOCBLKS</code>	rearrange blocks as contiguous

5.5.2 Attribute Update

<code>int (*vop_update)()</code>	<code>VOP_UPDATE</code>	Update time on a file
----------------------------------	-------------------------	-----------------------

5.5.3 Object Read and Write

<code>int (*vop_blkatoff)()</code>	<code>VOP_BLKATOFF</code>	Retrieve buffer from offset
<code>int (*vop_read)()</code>	<code>VOP_READ</code>	Read from a file
<code>int (*vop_write)()</code>	<code>VOP_WRITE</code>	Write to a file
<code>int (*vop_fsync)()</code>	<code>VOP_FSYNC</code>	Flush pending data to disk
<code>int (*vop_getpages)()</code>	<code>VOP_GETPAGES</code>	Read VM pages from file
<code>int (*vop_putpages)()</code>	<code>VOP_PUTPAGES</code>	Write VM pages to file

5.5.4 Change in Space Allocation

<code>int (*vop_truncate)()</code>	<code>VOP_TRUNCATE</code>	Truncate file and free blocks
------------------------------------	---------------------------	-------------------------------

5.6 High-Level Vnode Convenient Function

Vnode operations for a file system type generally should not be called directly from the kernel, but accessed indirectly through the high-level convenience functions discussed in `vnsubr(9)`.

`vn_default_error(v)`

A generic "default" routine that just returns error. It is used by a file system to specify unsupported operations in the vnode operations vector.

5.6.1 Filesystem Hierarchy

`vn_stat(fdata, sb, p)`

Common code for a vnode stat operation. The vnode is specified by the argument `fdata` and `sb` is the buffer to return the stat information. The argument `p` is the calling process. `vn_stat()`

basically calls the vnode operation VOP_GETATTR(9) and transfer the contents of a vattr structure into a struct stat. If the operation is successful zero is returned, otherwise an appropriate error code is returned.

`vn_readdir(fp, buf, segflg, count, done, p, cookies, ncookies)` Common code for reading the contents of a directory. The argument `fp` is the file structure, `buf` is the buffer for placing the struct dirent structures. The arguments `cookies` and `ncookies` specify the addresses for the list and number of directory seek cookies generated for NFS. Both `cookies` and `ncookies` should be NULL if they aren't required to be returned by `vn_readdir()`. If the operation is successful zero is returned, otherwise an appropriate error code is returned.

`vn_isunder(dvp, rvp, p)`

Common code to check if one directory specified by the vnode `rvp` can be found inside the directory specified by the vnode `dvp`. The argument `p` is the calling process. `vn_isunder()` is intended to be used in `chroot(2)`, `chdir(2)`, `fchdir(2)`, etc., to ensure that `chroot(2)` actually means something. If the operation is successful zero is returned, otherwise 1 is returned.

5.6.2 General File I/O

`vn_open(ndp, fmode, cmode)`

Common code for vnode open operations. The pathname is described in the nameidata pointer (see `namei(9)`). The arguments `fmode` and `cmode` specify the `open(2)` file mode and the access permissions for creation. `vn_open()` checks permissions and invokes the VOP_OPEN(9) or VOP_CREATE(9) vnode operations. If the operation is successful zero is returned, otherwise an appropriate error code is returned.

`vn_close(vp, flags, cred, p)`

Common code for a vnode close. The argument `vp` is the locked vnode of the vnode to close. `vn_close()` simply locks the vnode, invokes the vnode operation VOP_CLOSE(9) and calls `vput()` to return the vnode to the freelist or holdlist. Note that `vn_close()` expects an unlocked, referenced vnode and will dereference the vnode prior to returning. If the operation is successful zero is returned, otherwise an appropriate error is returned.

`vn_closefile(fp, p)`

Common code for a file table vnode close operation. The file is described by `fp` and `p` is the calling process. `vn_closefile()` simply calls `vn_close()` with the appropriate arguments.

`vn_read(fp, offset, uio, cred, flags)`

Common code for a file table vnode read. The argument `fp` is the file structure, The argument `offset` is the offset into the file. The argument `uio` is the uio structure describing the memory to read into. The caller's credentials are specified in

cred. The flags argument can define FOF_UPDATE_OFFSET to update the read position in the file. If the operation is successful zero is returned, otherwise an appropriate error is returned.

`vn_write(fp, offset, uio, cred, flags)`

Common code for a file table vnode write. The argument fp is the file structure, The argument offset is the offset into the file. The argument uio is the uio structure describing the memory to read from. The caller's credentials are specified in cred. The flags argument can define FOF_UPDATE_OFFSET to update the read position in the file. If the operation is successful zero is returned, otherwise an appropriate error is returned.

`vn_rdw(rw, vp, base, len, offset, segflg, ioflg, cred, aresid, p)` Common code to package up an I/O request on a vnode into a uio and then perform the I/O. The argument rw specifies whether the I/O is a read (UIO_READ) or write (UIO_WRITE) operation. The unlocked vnode is specified by vp. The arguments p and cred are the calling process and its credentials. The remaining arguments specify the uio parameters. For further information on these parameters see uiomove(9).

`vn_bwrite(ap)`

Common code for block write operations.

`vn_writechk(vp)`

Common code to check for write permission on the vnode vp. A vnode is read-only if it is in use as a process's text image. If the vnode is read-only ETEXTBSY is returned, otherwise zero is returned to indicate that the vnode can be written to.

`vn_fcctl(fp, com, data, p)`

Common code for a file table vnode fcctl(2) operation. The file is specified by fp. The argument p is the calling process. `vn_fcctl()` simply locks the vnode and invokes the vnode operation VOP_FCCTL(9) with the command com and buffer data. The vnode is unlocked on return. If the operation is successful zero is returned, otherwise an appropriate error is returned.

`vn_ioctl(fp, com, data, p)`

Common code for a file table vnode ioctl operation. The file is specified by fp. The argument p is the calling process. `vn_ioctl()` simply locks the vnode and invokes the vnode operation VOP_IOCTL(9) with the command com and buffer data. The vnode is unlocked on return. If the operation is successful zero is returned, otherwise an appropriate error is returned.

5.6.3 Advanced I/O

`vn_lock(vp, flags)`

Common code to acquire the lock for vnode vp. The argument flags specifies the lockmgr(9) flags used to lock the vnode. If the operation is successful zero is returned, otherwise an appropriate error code is returned. The vnode interlock

`v_interlock` is released on return.

`vn_lock()` must not be called when the vnode's reference count is zero. Instead, `vget(9)` should be used.

`vn_poll(fp, events, p)`

Common code for a file table vnode poll operation. `vn_poll()` simply calls `VOP_POLL(9)` with the events `events` and the calling process `p`. If the operation is success zero is returned, otherwise an appropriate error code is returned.

`vn_markexec(vp)`

Common code to mark the vnode `vp` as containing executable code of a running process.

`vn_setrecurse(vp)`

Common code to enable `LK_CANRECURSE` on the vnode lock for vnode `vp`. `vn_setrecurse()` returns the new `lockmgr(9)` flags after the update.

`vn_restorerecurse(vp, flags)`

Common code to restore the vnode lock flags for the vnode `vp`. It is called when done with `vn_setrecurse()`.

5.7 References to Source Code

5.7.1 `vfs_subr.c` - 2846 lines, 57 functions

Global Variables

<code>iftov_tab</code>	
<code>vttoif_tab</code>	
<code>doforce</code>	Switch to permit forcible unmounting
<code>prtactive</code>	

[Global System List]

<code>vnnode_free_list</code>	Vnode free list
<code>vnnode_hold_list</code>	Vnode hold list
<code>vnnode_pool</code>	Memory pool for vnodes
<code>mountlist</code>	Mounted filesystem list
<code>vfs_list</code>	VFS list
<code>nfs_pub</code>	Publicly exported FS

[Root Filesystem and Device Information]

<code>rootfs</code>
<code>rootvnode</code>
<code>root_device</code>

[Locks to Manage Global System Lists]

```

mountlist_slock
mntid_slock
mntvnode_slock
vnode_free_list_slock
spechash_slock

```

Functions

[VFS Management]

```

vfs_busy          Mark a mount point as busy, to synchronize access and
                  to delay unmount
vfs_unbusy
vfs_getvfs        Lookup a mount point by filesystem identifier
vfs_getnewfsid   Get a new unique fsid
makefstype       Make a 'unique' number from a mount type name
vfs_mountedon    Check to see if a filesystem is mounted on a block device
vfs_getopsbyname Given a file system name, look up the vfsops

```

[vnode Management]

```

vntblinit        Initialize the vnode management data structures
vattnr_null      Set vnode attributes to VNOVAL

getnewvnode      Return the next vnode from the free list
ungetnewvnode    used by VFS_VGET functions who may need to push back a vnode
insmntque       Move a vnode from one mount queue to another
vwakeup         Update outstanding I/O count and do wakeup if requested
vinvalbuf       Flush out and invalidate all buffers associated with a vnode
vtruncbuf       Destroy any in core blocks past the truncation length
vflushbuf
bgetvp          Associate a buffer with a vnode
brelevp         Disassociate a buffer with a vnode
reassignbuf     Reassign a buffer from one vnode to another
bdevvp         Create a vnode for a block device
cdevvp         Create a vnode for a character device
getdevvp       Common routine used by bdevvp(), cdevvp()
checkalias      Check to see if the new vnode represents a special device
                for which we already have a vnode
vget           Grab a particular vnode from the free list
vput           just unlock and vrele()
vrelease
vhold
holdrelease
vref
vflush         Remove any vnodes in the vnode table belonging to
                mount point mp
vclean         Disassociate the underlying file system from a vnode
vrecycle       Recycle an unused vnode to the front of the free list
vgone          Eliminate all activity associated with a vnode
vgone1         vgone(), with the vp interlock held
vfinddev       Lookup a vnode by device number
vdevgone       Revoke all the vnodes corresponding to the specified
                minor number range

```

vcount

[Routines About sysctl support]

vfs_sysctl
sysctl_vnode

[Exportable File System]

vfs_hand_addrlist Build hash lists of net addresses and hang them off
the mount point
vfs_free_netcred
vfs_free_addrlist Free the net address hash lists that are hanging
off the mount points
vfs_export
vfs_setpublicfs Set the publicly exported filesystem (WebNFS)
vfs_export_lookup
vaccess Do the usual access checking

[System Bootstrap and Shutdown]

vfs_attach
vfs_detach
vfs_reinit
vfs_unmountall Unmount all file systems
vfs_shutdown Sync and unmount file systems before shutting down
vfs_mountroot Mount the root file system
vfs_rootmountalloc Lookup a filesystem type, and allocate and
initialize a mount structure

[Diagnostics]

vprint
vfs_buf_print
vfs_vnode_print
printlockedvnodes

5.7.2 vfs_vnops.c - 808 lines, 19 functions

Gloval Variables

```
struct fileops vnops = {
    vn_read, vn_write, vn_ioctl, vn_fcntl, vn_poll,
    vn_statfile, vn_closefile, vn_kqfilter
};
```

Functions

[Exported File Operation]

vn_read used by vn_rdwr()
vn_write
vn_ioctl
vn_fcntl


```

vn_poll
vn_statfile
vn_closefile      File table vnode close routine (just cover function)
vn_kqfilter       [?] File table vnode kqfilter routine

```

[High-Level Vnode Convenient Function]

```

vn_open           used by sys_open()
vn_writechk      Check for write permissions on the specified vnode.
vn_markexec      Mark a vnode as having executable mappings
vn_marktext      Mark a vnode as being the text of a process
vn_close
vn_rdw          Package up an I/O request on a vnode into a uio and do it
vn_readdir
vn_stat
vn_lock

```

[? Lock Management]

```

vn_setrecurse    [?] Enable LK_CANRECURSE on lock. Return prior status
vn_restorerrecurse [?] Called when done with locksetrecurse

```

5.7.3 vfs_syscalls.c - 3116 lines, 65 functions

Gloval Variables

```

dovfsusermount   When set to 1, any user can mount filesystem
mountcompatnames
nmountcompatnames

```

Functions

[System Calls Related with Vnode !]

```

sys_mount
sys_unmount
sys_sync
sys_statfs
sys_fstatfs
sys_getfsstat
sys_fchdir
sys_fchroot      Change this process's notion of the root directory
sys_chdir
sys_chroot       Change notion of root ('/') directory
sys_open
sys_getfh        Get file handle system call
sys_fhopen       Open a file given a file handle
sys_fhstat
sys_fhstatfs    Returns information about a mounted file system
sys_mknod
sys_mkfifo       Create a named pipe
sys_link
sys_symlink
sys_undelete     Delete a whiteout from the filesystem [WOW ! undelete !]

```

sys_unlink	
sys_lseek	
sys_pread	Positional read system call
sys_preadv	
sys_pwrite	
sys_pwritev	
sys_access	
sys___stat13	
sys___lstat13	
sys_pathconf	Get configurable pathname variables
sys_readlink	
sys_chflags	
sys_fchflags	
sys_lchflags	
sys_chmod	
sys_fchmod	Change mode of a file given a file descriptor
sys_lchmod	this version does not follow links
sys_chown	
sys_fchown	
sys_lchown	
sys_utime	
sys_futime	
sys_lutime	
sys_truncate	
sys_ftruncate	
sys_fsync	Sync an open file
sys_fdatasync	Sync the data of an open file
sys_rename	
sys_mkdir	
sys_rmdir	
sys_getdents	Read a block of directory in filesystem independent format
sys_umask	
sys_revoke	

[POSIX Compatible System Calls]

sys___posix_chown	
sys___posix_fchown	
sys___posix_lchown	
sys___posix_rename	

[Support Routine]

checkdirs	Support routine for sys_mount()
dounmount	Actual worker for sys_unmount()
getvnode	Convert a user file descriptor to a kernel file entry

[Common Routine]

change_dir	Common routine for chroot and chdir
change_flags	Common routine to change flags of a file
change_mode	Common routine to change mode of a file
change_owner	

```
change_utimes  
rename_files
```


Chapter 6

UVM

6.1 Introduction

UVM is a virtual memory system of the NetBSD/sparc64 release 1.6. UVM has better performance especially in managing memory-mapped files and copy-on-write memory, than the 4.4BSD VM, which is derived from Mach VM. In UVM, the virtual memory object, fault handling, and pager code is replaced from the 4.4BSD VM. And, a new virtual memory based data movement mechanisms is introduced.

6.2 UVM Overview

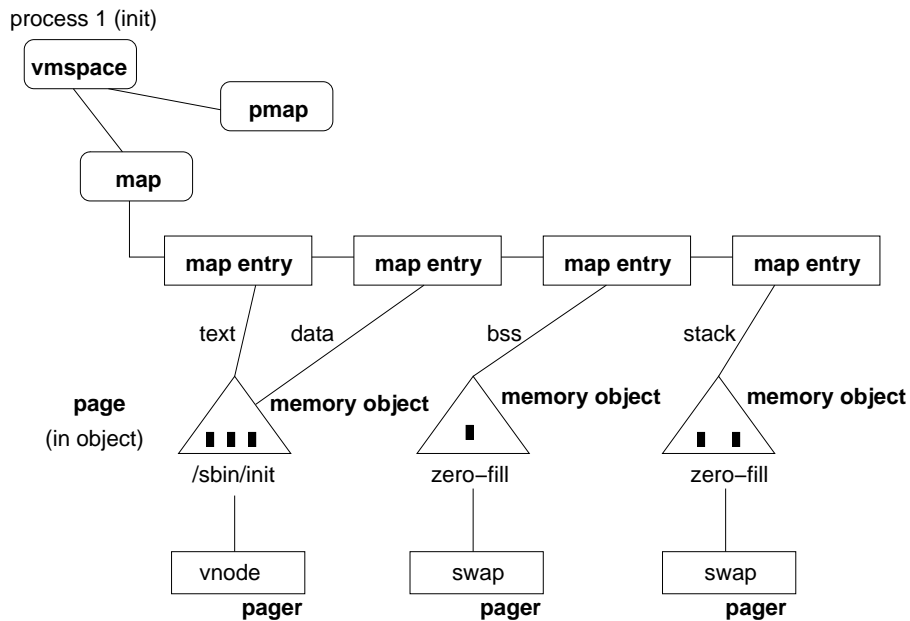


Figure 6.1: The five main machine-independent abstractions in UVM

Both BSD VM and UVM can be divided into two layers: a small machine-dependent layer, and a larger machine-independent layer.

The machine-dependent layer used by both BSD VM and UVM is called the *pmap layer*. The pmap layer handles the low level details of programming a processor's MMU. This task consists of

- managing the mappings of a virtual address.
- managing the mappings of a page of physical memory.

The machine-independent code contains functions that perform the high-level operations of the VM system. Such functions include

- managing a process' file mappings,
- requesting data from backing store,
- paging out memory when it becomes scarce,
- managing the allocation of physical memory, and
- managing copy-on-write memory.

Figure 6.1 shows the five main abstractions that correspond to data structures in both BSD VM and UVM that activities of the machine-independent layer are centered around.

6.2.1 Virtual Memory Space

Virtual memory space describes both the machine dependent and machine independent parts of process's virtual address space. The `vm_space` structure contains

- pointers to memory `map` structures, and
- statistics on the process's memory usage.

uvm/uvm_extern.h

```

459 /*
460  * Shareable process virtual address space.
461  * May eventually be merged with vm_map.
462  * Several fields are temporary (text, data stuff).
463  */
464 struct vm_space {
465     struct vm_map vm_map; /* VM address map */
466     int vm_refcnt; /* number of references */
467     caddr_t vm_shm; /* SYS5 shared memory private data XXX */
468 /* we copy from vm_startcopy to the end of the structure on fork */
469 #define vm_startcopy vm_rssize
470     segsz_t vm_rssize; /* current resident set size in pages */
471     segsz_t vm_swrss; /* resident set size before last swap */
472     segsz_t vm_tsize; /* text size (pages) XXX */
473     segsz_t vm_dsize; /* data size (pages) XXX */
474     segsz_t vm_ssize; /* stack size (pages) */
475     caddr_t vm_taddr; /* user virtual address of text XXX */
476     caddr_t vm_daddr; /* user virtual address of data XXX */
477     caddr_t vm_maxsaddr; /* user VA at max stack growth */
478     caddr_t vm_minsaddr; /* user VA at top of stack */
479 };

```

uvm/uvm_extern.h

6.2.2 Memory Map

Memory map describes the machine-independent part of the virtual address space of a process or the kernel. Each map structure on the system contains a sorted doubly-linked list of *map entry* structures. Each entry structure contains a record of a mapping in the map's virtual address space. This record includes

- starting and ending virtual address
- a pointer to the memory object mapped into that address range
- the attributes of the mapping

----- uvm/uvm_map.h

```

114 /*
115  * Address map entries consist of start and end addresses,
116  * a VM object (or sharing map) and offset into that object,
117  * and user-exported inheritance and protection information.
118  * Also included is control information for virtual copy operations.
119  */
120 struct vm_map_entry {
121     struct vm_map_entry *prev;           /* previous entry */
122     struct vm_map_entry *next;          /* next entry */
123     vaddr_t start;                       /* start address */
124     vaddr_t end;                         /* end address */
125     union {
126         struct uvm_object *uvm_obj;     /* uvm object */
127         struct vm_map *sub_map;         /* belongs to another map */
128     } object;
129     voff_t offset;                       /* offset into object */
130     int etype;                           /* entry type */
131     vm_prot_t protection;                /* protection code */
132     vm_prot_t max_protection;            /* maximum protection */
133     vm_inherit_t inheritance;            /* inheritance */
134     int wired_count;                     /* can be paged if == 0 */
135     struct vm_arenas *aref;              /* anonymous overlay */
136     int advice;                          /* madvise advice */
137 #define uvm_map_entry_stop_copy flags
138     u_int8_t flags;                      /* flags */
139
140 #define UVM_MAP_STATIC 0x01              /* static map entry */
141 #define UVM_MAP_KMEM 0x02               /* from kmem entry pool */
142
143 };
...
199 struct vm_map {
200     struct pmap * pmap;                  /* Physical map */
201     struct lock lock;                    /* Lock for map data */
202     struct vm_map_entry header;          /* List of entries */
203     int nentries;                        /* Number of entries */
204     vsize_t size;                        /* virtual size */
205     int ref_count;                       /* Reference count */
206     struct simplelock ref_lock;          /* Lock for ref_count field */
207     struct vm_map_entry * hint;          /* hint for quick lookups */
208     struct simplelock hint_lock;         /* lock for hint storage */

```

```

209     struct vm_map_entry *  first_free;    /* First free space hint */
210     int                    flags;        /* flags */
211     struct simplelock      flags_lock;    /* Lock for flags field */
212     unsigned int           timestamp;     /* Version number */
213 #define min_offset        header.start
214 #define max_offset        header.end
215 };
216
217 /* vm_map flags */
218 #define VM_MAP_PAGEABLE      0x01        /* ro: entries are pageable */
219 #define VM_MAP_INTRSAFE     0x02        /* ro: interrupt safe map */
220 #define VM_MAP_WIREFUTURE   0x04        /* rw: wire future mappings */
221 #define VM_MAP_BUSY         0x08        /* rw: map is busy */
222 #define VM_MAP_WANTLOCK     0x10        /* rw: want to write-lock */
223 #define VM_MAP_DYING        0x20        /* rw: map is being destroyed */

```

uvm/uvm_map.h

6.2.3 Memory Object

Memory object describes a file, a zero-fill memory area, or a device that can be mapped into a virtual address space. In UVM, a memory object consists of either a `vm_amap` or `uvm_object` structure.

```

44 /*
45 * uvm_object: all that is left of mach objects.
46 */
47
48 struct uvm_object {
49     struct simplelock      vmobjlock;    /* lock on memq */
50     struct uvm_pagerops    *pgops;      /* pager ops */
51     struct pglst           memq;        /* pages in this object */
52     int                    uo_npages;    /* # of pages in memq */
53     int                    uo_refs;      /* reference count */
54 };

```

uvm/uvm_object.h

```

42 /*
43 * an amap structure contains pointers to a set of anons that are
44 * mapped together in virtual memory (an anon is a single page of
45 * anonymous virtual memory -- see uvm_anon.h).  in uvm we hide the
46 * details of the implementation of amaps behind a general amap
47 * interface.  this allows us to change the amap implementation
48 * without having to touch the rest of the code.  this file is divided
49 * into two parts: the definition of the uvm amap interface and the
50 * amap implementation-specific definitions.
51 */
...
167 struct vm_amap {
168     struct simplelock am_l; /* simple lock [locks all vm_amap fields] */

```



```

169     int am_ref;           /* reference count */
170     int am_flags;        /* flags */
171     int am_maxslot;      /* max # of slots allocated */
172     int am_nslot;        /* # of slots currently in map ( <= maxslot) */
173     int am_nused;        /* # of slots currently in use */
174     int *am_slots;       /* contig array of active slots */
175     int *am_bckptr;      /* back pointer array to am_slots */
176     struct vm_anon **am_anon; /* array of anonymous pages */
177 #ifdef UVM_AMAP_PPREF
178     int *am_ppref;       /* per page reference count (if !NULL) */
179 #endif
180 };

```

uvm/uvm_amap.h

6.2.4 Pager

Pager describes how backing store can be accessed. Each memory object on the system has a pager that points to a list of functions used by the object to fetch and store pages between physical memory and backing store.

Pages are read in from backing store

- when a process faults on them, or
- in anticipation of a process faulting on them

. Pages are written out to backing store

- at the request of a user (e.g. `msync` system call),
- when physical memory is scarce, or
- when the object that owns the pages is freed.

uvm/uvm_pager.h

```

90 /*
91  * pager ops
92  */
93
94 struct uvm_pagerops {
95
96     /* init pager */
97     void (*pgo_init) __P((void));
98
99     /* add reference to obj */
100    void (*pgo_reference)(struct uvm_object *);
101
102    /* drop reference to obj */
103    void (*pgo_detach)(struct uvm_object *);
104
105    /* special non-standard fault processing */
106    int (*pgo_fault)(struct uvm_faultinfo *, vaddr_t, struct vm_page **,
107                    int, int, vm_fault_t, vm_prot_t, int);
108
109    /* get/read pages */
110    int (*pgo_get)(struct uvm_object *, voff_t, struct vm_page **,

```

```

111             int *, int, vm_prot_t, int, int);
112
113     /* put/write pages */
114     int      (*pgo_put)(struct uvm_object *, voff_t, voff_t, int);
115 };

```

uvm/uvm_pager.h

6.2.5 Page

Page describes a page of physical memory. When the system is booted a *vm_page* structure is allocated for each page of physical memory that can be used by the VM system.

```

120 struct vm_page {
121     TAILQ_ENTRY(vm_page)    pageq;           /* queue info for FIFO
122                                     * queue or free list (P) */
123     TAILQ_ENTRY(vm_page)    hashq;           /* hash table links (0)*/
124     TAILQ_ENTRY(vm_page)    listq;           /* pages in same object (0)*/
125
126     struct vm_anon           *uanon;         /* anon (0,P) */
127     struct uvm_object        *uobject;       /* object (0,P) */
128     voff_t                   offset;         /* offset into object (0,P) */
129     uint16_t                 flags;          /* object flags [0] */
130     uint16_t                 loan_count;     /* number of active loans
131                                     * to read: [0 or P]
132                                     * to modify: [0 _and_ P] */
133     uint16_t                 wire_count;     /* wired down map refs [P] */
134     uint16_t                 pqflags;        /* page queue flags [P] */
135     paddr_t                  phys_addr;      /* physical address of page */
136
137 #ifdef __HAVE_VM_PAGE_MD
138     struct vm_page_md        mdpage;        /* pmap-specific data */
139 #endif
140
141 #if defined(UVM_PAGE_TRKOWN)
142     /* debugging fields to track page ownership */
143     pid_t                    owner;          /* proc that set PG_BUSY */
144     char                      *owner_tag;    /* why it was set busy */
145 #endif
146 };

```

uvm/uvm_page.h

Machine-Dependent Page Structure

Machine-dependent page structure for sparc64 platform is

```

152 /*
153  * For each struct vm_page, there is a list of all currently valid virtual
154  * mappings of that page.  An entry is a pv_entry_t.
155  */

```

```

156 struct pmap;
157 typedef struct pv_entry {
158     struct pv_entry *pv_next;      /* next pv_entry */
159     struct pmap      *pv_pmap;     /* pmap where mapping lies */
160     vaddr_t          pv_va;        /* virtual address for mapping */
161 } *pv_entry_t;
162 /* PV flags encoded in the low bits of the VA of the first pv_entry */
163
164 struct vm_page_md {
165     struct pv_entry mdpv_pvh;
166 };

```

- arch/sparc64/include/vmparam.h

where `struct pmap` is defined as

```

111 struct pmap {
112     struct uvm_object pm_obj;
113 #define pm_lock pm_obj.vobjlock
114 #define pm_refs pm_obj.uo_refs
115     LIST_ENTRY(pmap) pm_list;
116     int pm_ctx;          /* Current context */
117
118     /*
119     * This contains 64-bit pointers to pages that contain
120     * 1024 64-bit pointers to page tables. All addresses
121     * are physical.
122     *
123     * !!! Only touch this through pseg_get() and pseg_set() !!!
124     */
125     paddr_t pm_physaddr; /* physical address of pm_segs */
126     int64_t *pm_segs;
127 };

```

- arch/sparc64/include/pmap.h

Page Fault

When a process attempts to access an unmapped area of memory a page fault is generated. In order to find which page should be mapped, the UVM system must look in the process' map structure for the entry that corresponds to the faulting address.

- If there is not entry mapping the faulting address, an error signal is generated.
- If an object is mapped at the faulting address,
 - if the requested data is already resident in a page, that page can be mapped in.
 - if not, then the fault routine issues a request to the object's pager to make the data resident and resolve the fault.

6.3 UVM External Interface

We describe parts of UVM external interface **which is essential to understand FFS filesystem source code**. The whole UVM external interfaces can be classified as

- Initialization
- Virtual address space management
- Page fault handling
- Memory mapping files and devices
- Virtual memory I/O
- Management of kernel memory
- Management of physical memory
- Processes
- Page loan
- Miscellaneous functions

From these, we will investigate some functions whose category is *memory mapping files and devices* or *allocation of physical memory*. The first category is mainly related with `open` system call. The second is related with buffer cache and filesystem storage operations.

6.4 Memory Mapping Files and Devices

6.4.1 Attaching a Memory Object to Vnode: `uvm_attach`

```
struct uvm_object *
uvm_attach(void *arg, vm_prot_t accessprot);
```

`uvm_attach()` attaches a UVM object to vnode `arg`, creating the object if necessary. The object is returned.

The values that `accessprot` `maxprot` can take are:

```
#define VM_PROT_NONE      ((vm_prot_t) 0x00)
#define VM_PROT_READ      ((vm_prot_t) 0x01) /* read permission */
#define VM_PROT_WRITE     ((vm_prot_t) 0x02) /* write permission */
#define VM_PROT_EXECUTE  ((vm_prot_t) 0x04) /* execute permission */
```

or

```
#define UVM_PROT_MASK     0x07    /* protection mask */
#define UVM_PROT_NONE     0x00    /* protection none */
#define UVM_PROT_ALL      0x07    /* everything */
#define UVM_PROT_READ     0x01    /* read */
#define UVM_PROT_WRITE    0x02    /* write */
#define UVM_PROT_EXEC     0x04    /* exec */
#define UVM_PROT_R        0x01    /* read */
```

```

#define UVM_PROT_W      0x02    /* write */
#define UVM_PROT_RW    0x03    /* read-write */
#define UVM_PROT_X     0x04    /* exec */
#define UVM_PROT_RX    0x05    /* read-exec */
#define UVM_PROT_WX    0x06    /* write-exec */
#define UVM_PROT_RWX   0x07    /* read-write-exec */

```

References to Source Code

This `uvm_attach` function is used in `vn_open`, vnode high-level operation function which is used to implement `open` system call.

```

                                                                    kern/vfs_vnops.c

87 /*
88  * Common code for vnode open operations.
89  * Check permissions, and call the VOP_OPEN or VOP_CREATE routine.
90  */
91 int
92 vn_open(ndp, fmode, cmode)
93     struct nameidata *ndp;
94     int fmode, cmode;
95 {
96     struct vnode *vp;
97     struct proc *p = ndp->ni_cnd.cn_proc;
98     struct ucred *cred = p->p_ucred;
99     struct vattn va;
100    int error;
...
267    if ((error = VOP_OPEN(vp, fmode, cred, p)) != 0)
268        goto bad;
269    if (vp->v_type == VREG &&
270        uvm_attach(vp, fmode & FWRITE ? VM_PROT_WRITE : 0) == NULL) {
271        error = EIO;
272        goto bad;
273    }
274    if (fmode & FWRITE)
275        vp->v_writecount++;
276
277    return (0);
278 bad:
279    vput(vp);
280    return (error);
281 }

```

kern/vfs_vnops.c

6.4.2 Setting Vnode Size: `uvm_vnp_setsize`

```

void
uvm_vnp_setsize(struct vnode *vp, voff_t newsize);

```

`uvm_vnp_setsize()` sets the size of vnode `vp` to `newsize`. Caller must hold a reference to the vnode. If the vnode shrinks, pages no longer used are discarded.

References to Source Code

This `uvm_attach` function is used in `ffs_write`, one of the FFS storage function as,

```

57 #define WRITE                ffs_write
.....
184 /*
185  * Vnode op for writing.
186  */
187 int
188 WRITE(void *v)
189 {
.....
312     while (uio->uio_resid > 0) {
313         boolean_t extending; /* if we're extending a whole block */
.....
365         /*
366          * update UVM's notion of the size now that we've
367          * copied the data into the vnode's pages.
368          *
369          * we should update the size even when uiomove failed.
370          * otherwise ffs_truncate can't flush soft update states.
371          */
372
373         newoff = oldoff + bytelen;
374         if (vp->v_size < newoff) {
375             uvm_vnp_setsize(vp, newoff);
376             extended = 1;
377         }
.....
402     }
.....
481 }

```

6.4.3 Clearing a Vnode: `uvm_vnp_zerorange`

```

/*
 * uvm_vnp_zerorange: set a range of bytes in a file to zero.
 */

void
uvm_vnp_zerorange(vp, off, len)
    struct vnode *vp;
    off_t off;
    size_t len;
{
    void *win;

    /*
     * XXXUBC invent kzero() and use it
     */

    while (len) {
        vsize_t bytelen = len;

```

```

        win = ubc_alloc(&vp->v_uobj, off, &bytelen, UBC_WRITE);
        memset(win, 0, bytelen);
        ubc_release(win, 0);

        off += bytelen;
        len -= bytelen;
    }
}

```

References to Source Code

This `uvm_zerorange` function is used in `ffs_truncate` vnode operation as,

```

----- ffs/ffs/ffs_vnops.c

158 /*
159  * Truncate the inode oip to at most length size, freeing the
160  * disk blocks.
161  */
162 int
163 ffs_truncate(v)
164     void *v;
165 {
.....
253     /*
254     * When truncating a regular file down to a non-block-aligned size,
255     * we must zero the part of last block which is past the new EOF.
256     * We must synchronously flush the zeroed pages to disk
257     * since the new pages will be invalidated as soon as we
258     * inform the VM system of the new, smaller size.
259     * We must do this before acquiring the GLOCK, since fetching
260     * the pages will acquire the GLOCK internally.
261     * So there is a window where another thread could see a whole
262     * zeroed page past EOF, but that's life.
263     */
264
265     offset = blkoff(fs, length);
266     if (ovp->v_type == VREG && length < osize && offset != 0) {
267         voff_t eoz;
268
269         error = ufs_balloc_range(ovp, length - 1, 1, ap->a_cred,
270             aflag);
271         if (error) {
272             return error;
273         }
274         size = blksize(fs, oip, lblkno(fs, length));
275         eoz = MIN(lblktofs(fs, lblkno(fs, length)) + size, osize);
276         uvm_vnp_zerorange(ovp, length, eoz - length);
277         simple_lock(&ovp->v_interlock);
278         error = VOP_PUTPAGES(ovp, trunc_page(length), round_page(eoz),
279             PGO_CLEANIT | PGO_DEACTIVATE | PGO_SYNCIO);
280         if (error) {
281             return error;
282         }
283     }
}

```

```

.....
456 }
----- ffs/ffs/ffs_vnops.c

```

6.5 Management of Physical Memory

6.5.1 Lock Management for Page Queue: `uvm_(un)lock_pageq`

```

#define uvm_lock_pageq()      simple_lock(&uvm.pageqlock)
#define uvm_unlock_pageq()   simple_unlock(&uvm.pageqlock)

```

6.5.2 Activating Physical Page: `uvm_pageactivate`

```

/*
 * uvm_pageactivate: activate page
 *
 * => caller must lock page queues
 */

void
uvm_pageactivate(struct vm_page *pg)

```

References to Source Code

This function is used in `ufs_balloc_range` data block allocation function as,

```

----- ufs/ufs_inode.c

204      /*
205      * read or create pages covering the range of the allocation and
206      * keep them locked until the new block is allocated, so there
207      * will be no window where the old contents of the new block are
208      * visible to racing threads.
209      */
210
211      pagestart = trunc_page(off) & ~(bsize - 1);
212      npages = MIN(ppb, (round_page(neweob) - pagestart) >> PAGE_SHIFT);
213      memset(pgs, 0, npages * sizeof(struct vm_page *));
214      simple_lock(&uobj->vobjlock);
215      error = VOP_GETPAGES(vp, pagestart, pgs, &npages, 0,
216          VM_PROT_READ, 0, PGO_SYNCIO|PGO_PASTEOF);
217      if (error) {
218          return error;
219      }
220      simple_lock(&uobj->vobjlock);
221      uvm_lock_pageq();
222      for (i = 0; i < npages; i++) {
223          UVMHIST_LOG(ubchist, "got pgs[%d] %p", i, pgs[i], 0, 0);
224          KASSERT((pgs[i]->flags & PG_RELEASED) == 0);
225          pgs[i]->flags &= ~PG_CLEAN;
226          uvm_pageactivate(pgs[i]);
227      }
228      uvm_unlock_pageq();
229      simple_unlock(&uobj->vobjlock);

```

 ufs/ufs_inode.c

6.5.3 Making Unbusy a Page: `uvm_page_unbusy`

```

/*
 * uvm_page_unbusy: unbusy an array of pages.
 *
 * => pages must either all belong to the same object, or all belong to anons.
 * => if pages are object-owned, object must be locked.
 * => if pages are anon-owned, anons must be locked.
 * => caller must lock page queues if pages may be released.
 */

void
uvm_page_unbusy(struct vm_page **pgs, int npgs);

```

References to Source Code

This function is also used in `ufs_balloc_range` data block allocation function as,

 ufs/ufs_inode.c

```

247     /*
248     * clear PG_RDONLY on any pages we are holding
249     * (since they now have backing store) and unbusy them.
250     */
251
252     simple_lock(&uobj->vobjlock);
253     for (i = 0; i < npages; i++) {
254         pgs[i]->flags &= ~PG_RDONLY;
255         if (error) {
256             pgs[i]->flags |= PG_RELEASED;
257         }
258     }
259     if (error) {
260         uvm_lock_pageq();
261         uvm_page_unbusy(pgs, npages);
262         uvm_unlock_pageq();
263     } else {
264         uvm_page_unbusy(pgs, npages);
265     }
266     simple_unlock(&uobj->vobjlock);

```

 ufs/ufs_inode.c

6.5.4 Looking up a Page: `uvm_pagelookup`

```

/*
 * uvm_pagelookup: look up a page
 *
 * => caller should lock object to keep someone from pulling the page
 *     out from under it
 */

struct vm_page *
uvm_pagelookup(struct uvm_object *obj, voff_t off);

```

References to Source Code

Only when the soft dependency facility is used, this function is effective in `ffs_putpages` as,

```

ffs/ffs_vnops.c

507 int
508 ffs_putpages(void *v)
509 {
510     struct vop_putpages_args /* {
511         struct vnode *a_vp;
512         voff_t a_offlo;
513         voff_t a_offhi;
514         int a_flags;
515     } */ *ap = v;
516     struct vnode *vp = ap->a_vp;
517     struct uvm_object *uobj = &vp->v_uobj;
518     struct inode *ip = VTOI(vp);
519     struct fs *fs = ip->i_fs;
520     struct vm_page *pg;
521     off_t off;
522     ufs_lbn_t lbn;
523
524     if (!DOINGSOFTDEP(vp) || (ap->a_flags & PGO_CLEANIT) == 0) {
525         return genfs_putpages(v);
526     }
527
528     /*
529     * for softdep files, force the pages in a block to be written together.
530     * if we're the pagedaemon and we would have to wait for other pages,
531     * just fail the request. the pagedaemon will pick a different page.
532     */
533
534     ap->a_offlo &= ~fs->fs_qbmask;
535     lbn = lblkno(fs, ap->a_offhi);
536     ap->a_offhi = blkroundup(fs, ap->a_offhi);
537     if (curproc == uvm.pagedaemon_proc) {
538         for (off = ap->a_offlo; off < ap->a_offhi; off += PAGE_SIZE) {
539             pg = uvm_pagelookup(uobj, off);
540
541             /*
542             * we only have missing pages here because the
543             * calculation of offhi above doesn't account for
544             * fragments. so once we see one missing page,
545             * the rest should be missing as well, but we'll
546             * check for the rest just to be paranoid.
547             */
548
549             if (pg == NULL) {
550                 continue;
551             }
552             if (pg->flags & PG_BUSY) {
553                 simple_unlock(&uobj->vmobjlock);
554                 return EBUSY;

```

```
555         }  
556     }  
557 }  
558     return genfs_putpages(v);  
559 }
```

ffs/ffs_vnops.c

Chapter 7

UBC

7.1 Introduction

Operating systems allow filesystem data to be accessed using two mechanisms: memory mapping calls such as `mmap`, and I/O system calls such as `read` or `write`. In traditional UNIX, the memory mapping requests are handled by the VM system while I/O system calls are handled by the I/O subsystem. Therefore, the VM subsystem and I/O subsystem each have their own data caching mechanisms that operate semi-independently of each other. This lack of integration leads to degrade in performance and flexibility. The function of Unified Buffer Cache(UBC) is to integrate the two cache mechanisms, to improve system performance.

7.2 Traditional Accesses to File

Figure 7.1 shows the flow of data between the disk and the application with a traditional buffer cache and VM page.

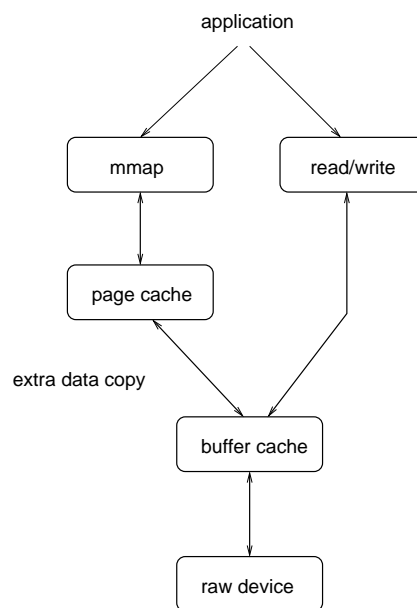


Figure 7.1: NetBSD before UBC

7.2.1 I/O Subsystem: `read()` and `write()`

The `read` system call reads data from disk into the kernel's buffer cache, and then copies data from the buffer cache to the application's address space.

The use of the buffer cache for large amounts of data is generally bad, since

- the static sizing of the buffer cache means that the buffer cache is often too small, so that resulting in excessive cache misses for the single large file.
- the excessively high portion of buffer cache about a single large file leaves too little buffer cache for other files.
- or the buffer cache also has the limitation that cached data must always be mapped into kernel virtual space, since modern hardware can easily have more RAM than kernel virtual memory.

7.2.2 Virtual Memory Subsystem: `mmap()`

The `mmap` system call gives the application direct memory-mapped access to the kernel's page cache data. File data is read into the page cache lazily as processes attempt to access the mappings created with `mmap` system call and generate page faults.

To write modified data in page caches back to disk,

1. the new version is copied back to the buffer cache and
2. from the buffer cache, the modified page contents is written to disk.

This double-caching of data is a major source of inefficiency, since

- Having two copies of file data means that twice as much memory is used.
- Copying the data back and forth between the buffer cache and the page cache is extra data copy, so that this wastes CPU cycles
- The extra copy also clobbers CPU cache memory and results in performance degrade.
- Having two copies of the data also allows the possibility that the two copies will become inconsistent, which can lead to application problems which are difficult to debug

7.3 File Access with Unified Buffer Cache

Figure 7.2 shows the changed data flow with UBC. UBC is a new subsystem which solves the problems with the two-cache model.

- File data is read directly into the page cache without going through the buffer cache by creating two new virtual filesystem operations which calls the device driver to read the data from disk if necessary.
- Since the pages of page cache are not always mapped into kernel virtual address space, a new mechanism for providing temporary mappings of page cache pages is provided, to be used by `read` and `write` system call.

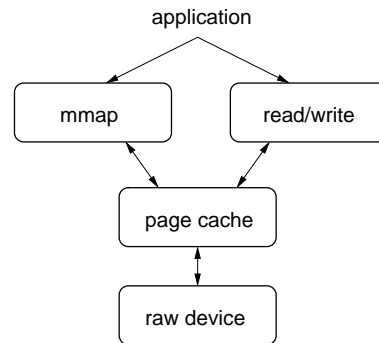


Figure 7.2: NetBSD after UBC

7.4 VFS Support for UVM

These new virtual filesystem operations are provided to allow the UVM system to request ranges of pages to be read into memory from disk or written from memory back to disk.

7.4.1 VOP_GETPAGES Operation

VOP_GETPAGES allocate pages from the UVM system for data which is not already cached and then initiate device I/O operations to read all the disk blocks which contain the data for those pages. The functions is defined in `miscfs/genfs/genfs_vnops.c`

```
VOP_GETPAGES(vp, offset, m, count, centeridx, access_type, advice, flags)
```

Read VM pages from file. The argument `vp` is the locked vnode to read the VM pages from. The argument `offset` is offset in the file to start accessing and `m` is an array of VM pages. The argument `count` specifies the number of pages to read. If the operation is successful zero is returned, otherwise an appropriate error code is returned.

7.4.2 VOP_PUTPAGES Operation

VOP_PUTPAGES initiate device I/Os to write dirty pages back to disk. The functions is defined in `miscfs/genfs/genfs_vnops.c`

```
VOP_PUTPAGES(vp, offset, len, flags)
```

Write modified (dirty) VM pages to file. The argument `vp` is the locked vnode to write the VM pages to and `offset` and `len` specifies the range of VM pages to write. There seems to be some confusion in the code whether `offset` and `len` specify the start and length of the VM pages for the start and end of the VM pages. The argument `flags` specifies whether the pages should be written asynchronously and also whether they should be marked invalid one the write back operation has completed. If the operation is successful zero is returned, otherwise an appropriate error code is returned.

7.5 UVM Support for I/O

There are functions that allocate and free temporary mappings of page cache file data.

7.5.1 `ubc_alloc` Function

`ubc_alloc` is a page equivalent of the buffer cache function, `get_blk`. The functions is defined in `uvm/uvm_bio.c`

```
void *
ubc_alloc(struct uvm_object *uobj, voff_t offset, vsize_t *lenp,
          int flags);
```

`ubc_alloc()` creates a kernel mappings of `uobj` starting at offset `offset`. the desired length of the mapping is pointed to by `lenp`, but the actual mapping may be smaller than this. `lenp` is updated to contain the actual length mapped. The flags must be one of

```
#define UBC_READ      0x01 /* mapping will be accessed for read */
#define UBC_WRITE    0x02 /* mapping will be accessed for write */
```

Currently, `uobj` must actually be a `vnode` object. Once the mapping is created, it must be accessed only by methods that can handle faults, such as `uiomove()` or `kcopy()`. Page faults on the mapping will result in the `vnode`'s `VOP_GETPAGES()` method being called to resolve the fault.

7.5.2 `ubc_release` Function

`ubc_release` is a page cache equivalent of the buffer cache function, `brelse`. The functions is defined in `uvm/uvm_bio.c`

```
void
ubc_release(void *va, int flags);
```

`ubc_release()` frees the mapping at `va` for reuse. The mapping may be cached to speed future accesses to the same region of the object. The flags are currently unused.

7.6 Example

7.6.1 Reading from Disk to Buffer with UBC

```
ufs/ufs_readwrite.c

61 /*
62  * Vnode op for reading.
63  */
64 /* ARGSUSED */
65 int
66 ffs_read(void *v)
67 {
68     struct vop_read_args /* {
69         struct vnode *a_vp;
70         struct uio *a_uio;
```



```

71             int a_ioflag;
72             struct ucred *a_cred;
73     } /* *ap = v;
74     struct vnode *vp;
75     struct inode *ip;
76     struct uio *uio;
77     FS *fs;
78     void *win;
79     vsize_t bytelen;
80     struct buf *bp;
81     ufs_daddr_t lbn, nextlbn;
82     off_t bytesinfile;
83     long size, xfersize, blkoffset;
84     int error;
85     boolean_t usepc = FALSE;
86
87     vp = ap->a_vp;
88     ip = VTOI(vp);
89     uio = ap->a_uio;
90     error = 0;
91
.....
104     fs = ip->I_FS;
105     if ((u_int64_t)uio->uio_offset > fs->fs_maxfilesize)
106         return (EFBIG);
107     if (uio->uio_resid == 0)
108         return (0);
109     if (uio->uio_offset >= ip->i_ffs_size) {
110         goto out;
111     }
112
.....
114     usepc = vp->v_type == VREG;
.....
116     if (usepc) {
117         while (uio->uio_resid > 0) {
118             bytelen = MIN(ip->i_ffs_size - uio->uio_offset,
119                 uio->uio_resid);
120             if (bytelen == 0)
121                 break;
122
123             win = ubc_alloc(&vp->v_uobj, uio->uio_offset,
124                 &bytelen, UBC_READ);
125             error = uiomove(win, bytelen, uio);
126             ubc_release(win, 0);
127             if (error)
128                 break;
129         }
130         goto out;
131     }
...
175 out:
176     if (!(vp->v_mount->mnt_flag & MNT_NOATIME)) {
177         ip->i_flag |= IN_ACCESS;

```

```

178             if ((ap->a_ioflag & IO_SYNC) == IO_SYNC)
179                 error = VOP_UPDATE(vp, NULL, NULL, UPDATE_WAIT);
180         }
181         return (error);
182 }

```

ufs/ufs_readwrite.c

7.6.2 Writing from Buffer to Disk with UBC

ufs/ufs_readwrite.c

```

184 /*
185  * Vnode op for writing.
186  */
187 int
188 ffs_write(void *v)
189 {
190     struct vop_write_args /* {
191         struct vnode *a_vp;
192         struct uio *a_uio;
193         int a_ioflag;
194         struct ucred *a_cred;
195     } */ *ap = v;
196     struct vnode *vp;
197     struct uio *uio;
198     struct inode *ip;
199     struct genfs_node *gp;
200     FS *fs;
201     struct buf *bp;
202     struct proc *p;
203     struct ucred *cred;
204     ufs_daddr_t lbn;
205     off_t osize, origoff, oldoff, preallocoff, endallocoff, nsize;
206     int blkoffset, error, flags, ioflag, resid, size, xfersize;
207     int bsize, aflag;
208     int ubc_alloc_flags;
209     int extended=0;
210     void *win;
211     vsize_t bytelen;
212     boolean_t async;
213     boolean_t usepc = FALSE;
214
215     cred = ap->a_cred;
216     ioflag = ap->a_ioflag;
217     uio = ap->a_uio;
218     vp = ap->a_vp;
219     ip = VTOI(vp);
220     gp = VTOG(vp);
221
222     ...
245     fs = ip->I_FS;
223     ...

```

```

270     flags = ioflag & IO_SYNC ? B_SYNC : 0;
271     async = vp->v_mount->mnt_flag & MNT_ASYNC;
272     origoff = uio->uio_offset;
273     resid = uio->uio_resid;
274     osize = ip->i_ffs_size;
275     bsize = fs->fs_bsize;
276     error = 0;
...
311     ubc_alloc_flags = UBC_WRITE;
312     while (uio->uio_resid > 0) {
313         boolean_t extending; /* if we're extending a whole block */
314         off_t newoff;
315
316         oldoff = uio->uio_offset;
317         blkoffset = blkoff(fs, uio->uio_offset);
318         bytelen = MIN(fs->fs_bsize - blkoffset, uio->uio_resid);
319
320         /*
321          * if we're filling in a hole, allocate the blocks now and
322          * initialize the pages first.  if we're extending the file,
323          * we can safely allocate blocks without initializing pages
324          * since the new blocks will be inaccessible until the write
325          * is complete.
326          */
.....
338         lockmgr(&gp->g_glock, LK_EXCLUSIVE, NULL);
339         error = GOP_ALLOC(vp, uio->uio_offset, bytelen,
340             aflag, cred);
341         lockmgr(&gp->g_glock, LK_RELEASE, NULL);
342         if (error) {
343             break;
344         }
345         ubc_alloc_flags |= UBC_FAULTBUSY;
.....
347
348         /*
349          * copy the data.
350          */
351
352         win = ubc_alloc(&vp->v_uobj, uio->uio_offset, &bytelen,
353             ubc_alloc_flags);
354         error = uiomove(win, bytelen, uio);
355         if (error && extending) {
356             /*
357              * if we haven't initialized the pages yet,
358              * do it now.  it's safe to use memset here
359              * because we just mapped the pages above.
360              */
361             memset(win, 0, bytelen);
362         }
363         ubc_release(win, 0);
364
.....
383         /*

```

```
384         * flush what we just wrote if necessary.
385         * XXXUBC simplistic async flushing.
386         */
387
388         if (!async && oldoff >> 16 != uio->uio_offset >> 16) {
389             simple_lock(&vp->v_interlock);
390             error = VOP_PUTPAGES(vp, (oldoff >> 16) << 16,
391                 (uio->uio_offset >> 16) << 16, PGO_CLEANIT);
392             if (error) {
393                 break;
394             }
395         }
396     }
397     if (error == 0 && ioflag & IO_SYNC) {
398         simple_lock(&vp->v_interlock);
399         error = VOP_PUTPAGES(vp, trunc_page(origoff & ~(bsize - 1)),
400             round_page(blkroundup(fs, uio->uio_offset)),
401             PGO_CLEANIT | PGO_SYNCIO);
402     }
403     goto out;
.....
466 out:
.....
480     return (error);
481 }
```

ufs/ufs_readwrite.c

Part II

Analyzing Fast Filesystem

Chapter 8

Naming

Filesystems contain files, most of which contain ordinary data. Certain files are distinguished as directories and contain pointers to files that may themselves be directories.

8.1 Directories

8.1.1 Chunk

Directories are allocated in units called *chunks*. Chunks are broken up into variable-length directory entries to allow filenames to be of nearly arbitrary length. No directory entry can span multiple chunks. The *chunk* is defined as `struct direct` in `ufs/ufs/dir.h` as,

```
ufs/ufs/dir.h
54 /*
55  * A directory consists of some number of blocks of DIRBLKSIZ
56  * bytes, where DIRBLKSIZ is chosen such that it can be transferred
57  * to disk in a single atomic operation (e.g. 512 bytes on most machines).
58  *
59  * Each DIRBLKSIZ byte block contains some number of directory entry
60  * structures, which are of variable length. Each directory entry has
61  * a struct direct at the front of it, containing its inode number,
62  * the length of the entry, and the length of the name contained in
63  * the entry. These are followed by the name padded to a 4 byte boundary
64  * with null bytes. All names are guaranteed null terminated.
65  * The maximum length of a name in a directory is MAXNAMLEN.
66  *
67  * The macro DIRSIZ(fmt, dp) gives the amount of space required to represent
68  * a directory entry. Free space in a directory is represented by
69  * entries which have dp->d_reclen > DIRSIZ(fmt, dp). All DIRBLKSIZ bytes
70  * in a directory block are claimed by the directory entries. This
71  * usually results in the last entry in a directory having a large
72  * dp->d_reclen. When entries are deleted from a directory, the
73  * space is returned to the previous entry in the same directory
74  * block by increasing its dp->d_reclen. If the first entry of
75  * a directory block is free, then its dp->d_ino is set to 0.
76  * Entries other than the first in a directory do not normally have
77  * dp->d_ino set to 0.
```

```

78 */
79 #undef DIRBLKSIZ
80 #define DIRBLKSIZ      DEV_BSIZE
81 #undef MAXNAMLEN
82 #define MAXNAMLEN      255
83 #define APPLEUFS_DIRBLKSIZ 1024
84
85 struct  direct {
86     u_int32_t d_ino;           /* inode number of entry */
87     u_int16_t d_reclen;       /* length of this record */
88     u_int8_t  d_type;         /* file type, see below */
89     u_int8_t  d_namlen;       /* length of string in d_name */
90     char      d_name[MAXNAMLEN + 1]; /* name with length <= MAXNAMLEN */
91 };
92
93 /*
94 * File types
95 */
96 #define DT_UNKNOWN      0
97 #define DT_FIFO         1
98 #define DT_CHR          2
99 #define DT_DIR          4
100 #define DT_BLK          6
101 #define DT_REG          8
102 #define DT_LNK         10
103 #define DT_SOCK        12
104 #define DT_WHT         14

```

ufs/ufs/dir.h

The filesystem records free space in a directory by having entries accumulate the free space in their size fields.

8.1.2 Modification of Directory

When an entry is deleted from a directory, the system coalesces the entry's space into the previous entry in the same directory chunk by increasing the size of the previous entry by the size of the deleted entry.

If the first entry of a directory chunk is free, then the pointer to the entry's inode is set to zero to show that the entry is unallocated.

8.2 Finding of Names in Directories

8.2.1 Match Algorithm

First, the length of the sought-after name is compared with the length of the name being checked. If the lengths are identical, a string comparison of the name being sought and the directory entry is made. If they match, the search is complete; if they fail, the search continues with the next entry.

8.2.2 Search Performance Improvement

Before starting a directory scan, the kernel looks for the name in the cache. If either a positive or a negative entry is found, the directory scan can be avoided.

8.3 Pathname Translation

The translation of a pathname requires a series of interactions between the vnode interface and the underlying filesystems. The pathname-translation process proceeds as follows:

1. The pathname to be translated is copied in from the user process.
2. The starting point of the pathname is determined. The vnode for this directory becomes the *lookup directory* used in the next step.
3. The vnode layer calls the filesystem-specific *lookup* operation, and passes the remaining components of the pathname and the current *lookup directory*.
4. Typically, the underlying filesystem will search the *lookup directory* for the next component of the pathname and will return the resulting vnode or an error if the name does not exist.
5. If an error is returned, the top level returns the error. If the pathname has been exhausted, the pathname lookup is done, and the returned vnode is the result of not a directory, then the vnode layer returns "not a directory" error.
6. If there are no errors, the top layer checks to see whether the returned directory is a mount point for another filesystem. If it is, then the *lookup directory* becomes the mounted filesystem; otherwise, the *lookup directory* becomes the vnode returned by the lower layer. The lookup then iterates with step 3.

8.4 The Name Cache

Name-cache management is a service that is provided by the vnode management routines. The interface provides a facility

- to add a name and its corresponding vnode,
- to look up a name to get the corresponding vnode,
- to delete a specific name from the cache, and
- to invalidate all names that reference a specific vnode.

8.4.1 Vnode's Capability

Each vnode is given a *capability* — a 32-bit number guaranteed to be unique. A vnode's capability is invalidated each time it is reused by `getnewvnode` or, when specifically requested by a client.

When a name is found during a cached lookup, the capability assigned to the name is compared with that of the vnode. If they match, the lookup is successful; if they do not match, the cache entry is freed and failure is returned.

Directory vnodes can have many names that reference them. Using vnode's *capability*, the kernel need not revoke a names for a vnode by scanning the entire name table, thousands of names, looking for references to the vnode in question.

8.4.2 Negative Caching

If a name is looked up in a directory and is not found, that name can be entered in the cache, along with a null pointer for its corresponding vnode. When the directory is modified, the kernel must invalidate all the negative names for that directory vnode by assigning the directory a new capability.

8.4.3 Special Device Handling

The name and attributes of special devices and FIFOs are maintained by the filesystem in which they reside. However, their operations are maintained by the kernel.

A Dilemma

Since a special device is identified solely by its major and minor number, it is possible for two or more instances of the same device to appear within the filesystem name space. Each of these different names has its own vnode and underlying object, Yet all these vnodes must be treated as one from the perspective of identifying blocks in the buffer cache and in other places where the vnode and logical block number are used as a key.

A Solution

To ensure that the set of vnodes is treated as a single vnode, the vnode layer provides a routine `checkalias` that is called each time that a new special device vnode comes into existence. This routine looks for other instances of the device, and if it finds them, links them together so that they can act as one.

8.5 Links

8.5.1 Hard Links

Each file has a single inode, but multiple directory entries in the same filesystem may reference that inode by creating *hard links*.

8.5.2 Soft Links

The *symbolic link*, or *soft link* is implemented as a file that contains a pathname. If a symbolic link contains an relative pathname, the contents of the symbolic link are evaluated relative to the location of the link, not relative to the current working directory).

8.5.3 The Differences

- A symbolic link can refer to a directory or to a file on a different filesystem; A hard link cannot
- Since symbolic links may cause loops in the filesystem, the kernel prevents looping by allowing at most eight symbolic link traversal in a single pathname translation. If the limit is reached, the kernel produces an `ELOOP` error.

8.6 References to Source Code

8.6.1 `vfs_cache.c` - 537 lines, 17 functions

Global Variables

[Positive Name Cache]

<code>nchashtbl</code>	Name cache hash table
<code>nchash</code>	Magic number to generate hash key

numcache	Number of cache entries allocated
nclruhead	LRU chain
nchstats	Cache effectiveness statistics

namecache_pool	Pool
doingcache	Switch to enable cache

[Negative Name Cache]

ncvhashtbl	Name cache hash table
ncvhash	Magic number to generate hash key

Functions

[Name Cache Management]

cache_lookup	Look for a the name in the cache
cache_revlookup	Scan cache looking for name of directory entry pointing at vp
cache_enter	Add an entry to the cach
cache_purge	Cache flush, a particular vnode; called when a vnode is renamed
cache_purgevfs	Cache flush, a whole filesystem; when unmounted

[Name Cache Initialization]

nchinit	
nchreinit	

[Diagnostic]

namecache_print	
-----------------	--

8.6.2 vfs_lookup.c - 777 lines, 4 functions

Global Variables

pnbuf_pool	Pathname buffer pool
pnbuf_cache	Pathname buffer cache

Functions

namei	Convert a pathname into a pointer to a locked inode
namei_hash	Determine the namei hash (for cn_hash) for name
lookup	Search a pathname
relookup	[?] Reacquire a path name component

Chapter 9

Inode

9.1 The Structures of an Inode

To allow files to be allocated concurrently and random access within files, 4.4BSD uses the concept of an *index node*, namely *inode*.

The inode contains information about the contents of the file. Notably missing in the inode is the filename. Chunks are broken up into variable-length directory entries to allow filenames to be of arbitrary length. The fixed parts of a directory entry includes

- An index into a table of on-disk inode structures. This inode structure describes the file.
- The size of the entry in bytes
- The type of the entry.
- The length of the filename contained in the entry in bytes.

The structure definition of the inode is located in `ufs/ufs/inode.h` as,

```
----- ufs/ufs/inode.h
67 /*
68  * The inode is used to describe each active (or recently active) file in the
69  * UFS filesystem. It is composed of two types of information. The first part
70  * is the information that is needed only while the file is active (such as
71  * the identity of the file and linkage to speed its lookup). The second part
72  * is the permanent meta-data associated with the file which is read in
73  * from the permanent dinode from long term storage when the file becomes
74  * active, and is put back when the file is no longer being used.
75  */
76 struct inode {
77     struct genfs_node i_gnode;
78     LIST_ENTRY(inode) i_hash; /* Hash chain. */
79     struct vnode *i_vnode; /* Vnode associated with this inode. */
80     struct vnode *i_devvp; /* Vnode for block I/O. */
81     u_int32_t i_flag; /* flags, see below */
82     dev_t i_dev; /* Device associated with the inode. */
83     ino_t i_number; /* The identity of the inode. */
84
85     union { /* Associated filesystem. */
```

```

86         struct fs *fs;          /* FFS */
87         struct lfs *lfs;        /* LFS */
88         struct m_ext2fs *e2fs; /* EXT2FS */
89     } inode_u;
90 #define i_fs      inode_u.fs
91 #define i_lfs     inode_u.lfs
92 #define i_e2fs   inode_u.e2fs
93
94     struct buflists i_pcbufhd; /* softdep pagecache buffer head */
95     struct dquot *i_dquot[MAXQUOTAS]; /* Dquot structures. */
96     u_quad_t i_modrev; /* Revision level for NFS lease. */
97     struct lockf *i_lockf; /* Head of byte-level lock list. */
98
99     /*
100    * Side effects; used during directory lookup.
101    */
102     int32_t i_count; /* Size of free slot in directory. */
103     doff_t i_endoff; /* End of useful stuff in directory. */
104     doff_t i_diroff; /* Offset in dir, where we found last entry. */
105     doff_t i_offset; /* Offset of free space in directory. */
106     u_int32_t i_reclen; /* Size of found directory entry. */
107     int i_ffs_effnlink; /* i_nlink when I/O completes */
108     /*
109    * Inode extensions
110    */
111     union {
112         /* Other extensions could go here... */
113         struct ext2fs_inode_ext e2fs;
114         struct lfs_inode_ext lfs;
115     } inode_ext;
116 #define i_e2fs_last_lblk      inode_ext.e2fs.ext2fs_last_lblk
117 #define i_e2fs_last_blk      inode_ext.e2fs.ext2fs_last_blk
118 #define i_lfs_effnblks      inode_ext.lfs.lfs_effnblocks
119 #define i_lfs_fragsize      inode_ext.lfs.lfs_fragsize
120 #define i_lfs_osize         inode_ext.lfs.lfs_osize
121     /*
122    * The on-disk dinode itself.
123    */
124     union {
125         struct dinode ffs_din; /* 128 bytes of the on-disk dinode. */
126         struct ext2fs_dinode e2fs_din; /* 128 bytes of the on-disk
127         dinode. */
128     } i_din;
129
130
131 #define i_ffs_atime          i_din.ffs_din.di_atime
132 #define i_ffs_atimensec     i_din.ffs_din.di_atimensec
133 #define i_ffs_blocks        i_din.ffs_din.di_blocks
134 #define i_ffs_ctime         i_din.ffs_din.di_ctime
135 #define i_ffs_ctimensec     i_din.ffs_din.di_ctimensec
136 #define i_ffs_db            i_din.ffs_din.di_db
137 #define i_ffs_flags         i_din.ffs_din.di_flags
138 #define i_ffs_gen           i_din.ffs_din.di_gen
139 #define i_ffs_gid           i_din.ffs_din.di_gid
140 #define i_ffs_ib            i_din.ffs_din.di_ib

```

```

141 #define i_ffs_mode          i_din.ffs_din.di_mode
142 #define i_ffs_mtime        i_din.ffs_din.di_mtime
143 #define i_ffs_mtimensec    i_din.ffs_din.di_mtimensec
144 #define i_ffs_nlink        i_din.ffs_din.di_nlink
145 #define i_ffs_rdev         i_din.ffs_din.di_rdev
146 #define i_ffs_shortlink    i_din.ffs_din.di_shortlink
147 #define i_ffs_size         i_din.ffs_din.di_size
148 #define i_ffs_uid          i_din.ffs_din.di_uid

```

ufs/ufs/inode.h

where struct dinode of **line 125** is defined as

ufs/ufs/dinode.h

```

62 /*
63  * A dinode contains all the meta-data associated with a UFS file.
64  * This structure defines the on-disk format of a dinode. Since
65  * this structure describes an on-disk structure, all its fields
66  * are defined by types with precise widths.
67  */
68
69 typedef int32_t ufs_daddr_t;
70 typedef long ufs_lbn_t;
71
72 #define NDADDR 12          /* Direct addresses in inode. */
73 #define NIADDR 3         /* Indirect addresses in inode. */
74
75 struct dinode {
76     u_int16_t      di_mode;          /* 0: IFMT, permissions; see below. */
77     int16_t        di_nlink;        /* 2: File link count. */
78     union {
79         u_int16_t  oldids[2];       /* 4: Ffs: old user and group ids. */
80         u_int32_t  inumber;         /* 4: Lfs: inode number. */
81     } di_u;
82     u_int64_t      di_size;          /* 8: File byte count. */
83     int32_t        di_atime;         /* 16: Last access time. */
84     int32_t        di_atimensec;    /* 20: Last access time. */
85     int32_t        di_mtime;        /* 24: Last modified time. */
86     int32_t        di_mtimensec;    /* 28: Last modified time. */
87     int32_t        di_ctime;        /* 32: Last inode change time. */
88     int32_t        di_ctimensec;    /* 36: Last inode change time. */
89     ufs_daddr_t    di_db[NDADDR];   /* 40: Direct disk blocks. */
90     ufs_daddr_t    di_ib[NIADDR];   /* 88: Indirect disk blocks. */
91     u_int32_t      di_flags;         /* 100: Status flags (chflags). */
92     u_int32_t      di_blocks;       /* 104: Blocks actually held. */
93     int32_t        di_gen;          /* 108: Generation number. */
94     u_int32_t      di_uid;          /* 112: File owner. */
95     u_int32_t      di_gid;          /* 116: File group. */
96     int32_t        di_spare[2];     /* 120: Reserved; currently unused */
97 };
98
99 /*
100  * The di_db fields may be overlaid with other information for
101  * file types that do not have associated disk storage. Block

```

```

102 * and character devices overlay the first data block with their
103 * dev_t value. Short symbolic links place their path in the
104 * di_db area.
105 */
106 #define di_inumber      di_u.inumber
107 #define di_ogid        di_u.ouids[1]
108 #define di_ouid        di_u.ouids[0]
109 #define di_rdev        di_db[0]
110 #define di_shortlink    di_db
111 #define MAXSYMLINKLEN  ((NDADDR + NIADDR) * sizeof(ufs_daddr_t))
112
113 /* NeXT used to keep short symlinks in the inode even when using
114 * FS_42INODEFMT. In that case fs->fs_maxsymlinklen is probably -1,
115 * but short symlinks were stored in inodes shorter than this:
116 */
117 #define APPLEUFS_MAXSYMLINKLEN 60
118
119 /* File permissions. */
120 #define IEXEC           0000100      /* Executable. */
121 #define IWRITE         0000200      /* Writeable. */
122 #define IREAD          0000400      /* Readable. */
123 #define ISVTX         0001000      /* Sticky bit. */
124 #define ISGID         0002000      /* Set-gid. */
125 #define ISUID         0004000      /* Set-uid. */
126
127 /* File types. */
128 #define IFMT           0170000      /* Mask of file type. */
129 #define IFIFO         0010000      /* Named pipe (fifo). */
130 #define IFCHR         0020000      /* Character device. */
131 #define IFDIR         0040000      /* Directory file. */
132 #define IFBLK         0060000      /* Block device. */
133 #define IFREG         0100000      /* Regular file. */
134 #define IFLNK         0120000      /* Symbolic link. */
135 #define IFSOCK        0140000      /* UNIX domain socket. */
136 #define IFWHT         0160000      /* Whiteout. */
137
138 /* Size of the on-disk inode. */
139 #define DINODE_SIZE    (sizeof(struct dinode))      /* 128 */

```

ufs/ufs/dinode.h

9.1.1 File Flags

4.4BSD added two new system calls, `chflags` and `fchflags`, that set a 32-bit flags — `di_flags` member of `dinode` structure.

The owner of the file or the superuser can set the low 16 bits. Only the superuser can set the high 16 bits. Once set, the append-only and immutable flags in the top 16 bits cannot be cleared when the system is in *secure mode*.

The flags are defined in `sys/stat.h` as,

```

232 /*
233 * Definitions of flags stored in file flags word.
234 *

```



```

235 * Super-user and owner changeable flags.
236 */
237 #define UF_SETTABLE      0x0000ffff    /* mask of owner changeable flags */
238 #define UF_NODUMP       0x00000001    /* do not dump file */
239 #define UF_IMMUTABLE    0x00000002    /* file may not be changed */
240 #define UF_APPEND       0x00000004    /* writes to file may only append */
241 #define UF_OPAQUE       0x00000008    /* directory is opaque wrt. union */
242 /*
243 * Super-user changeable flags.
244 */
245 #define SF_SETTABLE      0xffff0000    /* mask of superuser changeable flags */
246 #define SF_ARCHIVED     0x00010000    /* file is archived */
247 #define SF_IMMUTABLE    0x00020000    /* file may not be changed */
248 #define SF_APPEND       0x00040000    /* writes to file may only append */

```

sys/stat.h

Files marked immutable by the superuser cannot be changed, except by someone with physical access to either the machine or the system console. It is useful in safeguarding the `login` or `su` program from the danger of hacking. The append-only flag is typically used for critical system logs. Although simple in concept, these two features improve the security of a system dramatically.

9.1.2 Inode Flags

Unlike *file flags*, *inode flags* is only used to internal purpose by filesystem hierarchy manipulation functions such as `rename`. They are defined in `ufs/ufs/inode.h` as,

```

170 /* These flags are kept in i_flag. */
171 #define IN_ACCESS      0x0001    /* Access time update request. */
172 #define IN_CHANGE     0x0002    /* Inode change time update request. */
173 #define IN_UPDATE     0x0004    /* Modification time update request. */
174 #define IN_MODIFIED   0x0008    /* Inode has been modified. */
175 #define IN_ACCESSED   0x0010    /* Inode has been accessed. */
176 #define IN_RENAME     0x0020    /* Inode is being renamed. */
177 #define IN_SHLOCK     0x0040    /* File has shared lock. */
178 #define IN_EXLOCK     0x0080    /* File has exclusive lock. */
179 #define IN_CLEANING   0x0100    /* LFS: file is being cleaned */
180 #define IN_ADIROP     0x0200    /* LFS: dirop in progress */
181 #define IN_SPACECOUNTED 0x0400    /* Blocks to be freed in free count. */

```

ufs/ufs/inode.h

9.1.3 Inode for Root Directory

Filesystems contain files, most of which contain ordinary data. Certain files are distinguished as directories and contain pointers to files that may themselves be directories. Therefore, an inode can point to a directory as well as to a file.

By convention,

- inode 2 is always reserved for the root directory of a filesystem.

9.2 Inode Management

9.2.1 Opening a File

Steps in opening a file is

1. Find the file's associated vnode.
 - (a) The lookup request is given to the filesystem associated with the directory currently being searched.
 - (b) When the local filesystem finds the name in the directory, it gets the inode number of the associated file. If the inode is not in the table, such as the first time a file is opened, the filesystem must request a new vnode. When a new vnode is allocated to the local filesystem, a new structure to hold inode is allocated
 - (c) The filesystem searches its collection of inodes to see whether the requested inode is already in memory. To avoid doing a linear scan of all its entries, the system keeps a set of hash chains keyed on *inode number* and *filesystem identifier*.
2. Locate the disk block containing the inode
 - (a) When the disk I/O completes, the inode is copied from the disk buffer into the newly allocated inode entry.
 - (b) The inode table itself maintains supplement information while the inode is in memory including
 - hash chains managing the inode table
 - flags showing the inode's status
 - reference counts on the inode's use
 - information to manage locks
 - pointers to the superblock.
3. Read the block containing the inode into a buffer in system memory.

9.2.2 Closing a File

When the last reference to a file is closed,

1. The local filesystem is notified that the file has become inactive.
2. The inode times will be updated, and the inode may be written to disk.
3. However, it remains on the hash list so that it can be found if it is reopened.
4. After being inactive for a period determined by the vnode layer based on demand for vnodes in all the filesystems, the vnode will be reclaimed.
5. When a vnode for a local file is reclaimed, the inode is removed from the previous filesystem's hash chain and, if the inode is dirty, its contents are written back to disk.
6. Then, the space for the inode is deallocated, so that the vnode will be ready for use by a new filesystem client.

9.3 Quotas

The quota mechanism sets limits on both the number of files and the number of disk blocks that a user or members of group may allocate. Quotas connect into the system primarily as an adjunct to the allocation routines.

9.3.1 Soft and Hard Quota

When a process exceeds its soft limit, a warning is printed on the user's terminal; the offending process is not prevented from allocating space unless it exceeds its hard limit. If a user fails to correct the problem for longer than a *grace period*, the soft limit starts to be enforced as the hard limit.

9.3.2 Quota Imposing Mechanism

Quota is checked by `chkdq` function. When a new block is requested from the allocation routines, the request is first validated by the quota system with the following steps:

1. If there is a user quota associated with the file, the quota system consults the quota associated with the owner of the file. If the owner has reached or exceeded their limit, the request is denied.
2. The same check is done for the group quota.
3. If the quota tests pass, the request is permitted and is added to the usage statistics for the file.

Quotas are assigned to a filesystem after it has been mounted. For each quota to be imposed, the system opens the appropriate quota file and holds a reference to it in the mount-table entry associated with the mounted filesystem.

9.3.3 Quota Records

Quota files are maintained as an array of *quota records* indexed by user or group identifiers. The *Quota record* is defined in `ufs/ufs/quota.h` as,

```

----- ufs/ufs/quota.h
94 /*
95  * The following structure defines the format of the disk quota file
96  * (as it appears on disk) - the file is an array of these structures
97  * indexed by user or group number. The setquota system call establishes
98  * the vnode for each quota file (a pointer is retained in the ufsmount
99  * structure).
100 */
101 struct dqblk {
102     u_int32_t  dqb_bhardlimit;      /* absolute limit on disk blks alloc */
103     u_int32_t  dqb_bsoftlimit;     /* preferred limit on disk blks */
104     u_int32_t  dqb_curblocks;      /* current block count */
105     u_int32_t  dqb_ihardlimit;     /* maximum # allocated inodes + 1 */
106     u_int32_t  dqb_isoftlimit;     /* preferred inode limit */
107     u_int32_t  dqb_curinodes;     /* current # allocated inodes */
108     int32_t    dqb_btime;          /* time limit for excessive disk use */
109     int32_t    dqb_itype;          /* time limit for excessive files */
110 };

```

----- ufs/ufs/quota.h

9.3.4 Active Quota Entry: dquot

Active quotas are held in system memory in a `dquot` structure defined in `ufs/ufs/quot.h` as,

```

115 /*
116  * The following structure records disk usage for a user or group on a
117  * filesystem. There is one allocated for each quota that exists on any
118  * filesystem for the current user or group. A cache is kept of recently
119  * used entries.
120  */
121 struct dquot {
122     LIST_ENTRY(dquot) dq_hash;        /* hash list */
123     TAILQ_ENTRY(dquot) dq_freelist; /* free list */
124     u_int16_t dq_flags;              /* flags, see below */
125     u_int16_t dq_cnt;                /* count of active references */
126     u_int16_t dq_spare;              /* unused spare padding */
127     u_int16_t dq_type;               /* quota type of this dquot */
128     u_int32_t dq_id;                 /* identifier this applies to */
129     struct ufsmount *dq_ump;         /* filesystem that this is taken from */
130     struct dqblk dq_dqb;             /* actual usage & quotas */
131 };
132 /*
133  * Flag values.
134  */
135 #define DQ_LOCK        0x01        /* this quota locked (no MODS) */
136 #define DQ_WANT        0x02        /* wakeup on unlock */
137 #define DQ_MOD         0x04        /* this quota modified since read */
138 #define DQ_FAKE        0x08        /* no limits here, just usage */
139 #define DQ_BLKs        0x10        /* has been warned about blk limit */
140 #define DQ_INODS       0x20        /* has been warned about inode limit */

```

The task of finding the `dquot` structure associated with a file is done when the file is first opened for writing. If one or more quotas exist, the inode is set up to hold a reference to the appropriate `dquot`, by setting `dquot` member of the `inode` structure. If a user or a group has multiple files open on the same filesystem, all inodes describing those files point to the same `dquot` entry.

Improvement in Searching a dquot Entry

To avoid doing a linear scan of all the `dquot` entries, the system keeps a set of hash chains keyed on the *filesystem* and on the *user* or *group identifier*.

If the `dquot` entry is not resident, such as the first time a file is opened for writing, the system must reallocate a `dquot` entry and read in the quota from disk.

When the reference count on a `dquot` structure drops to zero, the system puts that entry onto the end the LRU chain. The `dquot` structure is not removed from its hash chain, so if the structure is needed again soon, it can still be located.

Dummy dquot Entries

To prevent cost of going to disk and reading the quota file to discover that a user has no quota, the system maintains dummy `dquot` entries. For a dummy entry, `chkdq` routine updates the usage fields, but will not impose any limits.

9.3.5 Consistency Maintenance

If the system crashes, leaving the quotas in an inconsistent state, the system administrator must run the quotacheck program to rebuild the usage information in the quota files.

9.4 References to Source Code

9.4.1 ufs_bmap.c - 325 lines, 3 functions

Gloval Variables

none

Functions

ufs_bmap	converts a the logical block number to its physical block
ufs_bmaparray	does the real conversion for ufs_bmap
ufs_getlbn	(used by ufs_bmaparray)

9.4.2 ufs_ihash.c - 194 lines, 7 functions

Gloval Variables

ihashtbl	Inode hash table
ihash	Magic number to generate hash key
ufs_hashlock	Lock structure for hash table (used by ffs_vget)
ufs_ihash_slock	Simple lock structure for hash table

Functions

ufs_ihashinit	used by ufs_init()
ufs_ihashreinit	used by ufs_reinit()
ufs_ihashdone	Free inode hash table
ufs_ihashlookup	used only by soft dependency and LFS
ufs_ihashget	
ufs_ihashins	
ufs_ihashrem	

9.4.3 ufs_inode.c - 268 lines, 3 functions

Gloval Variables

none

Functions

ufs_inactive	Last reference to an inode. If necessary, write or delete it
ufs_reclaim	Reclaim an inode so that it can be used for other purposes
ufs_balloc_range	Allocate a range of blocks in a file

9.4.4 ufs_lookup.c - 1216 lines, 9 functions

Gloval Variables

none

Functions

ufs_lookup	Convert a pathname into a pointer to a locked inode
ufs_dirbad	
ufs_dirbadentry	Do consistency checking on a directory entry
ufs_makedirent	Construct a new directory entry after a call to namei
ufs_direnter	Write a directory entry after a call to namei
ufs_dirremove	Remove a directory entry after a call to namei
ufs_dirrewrite	Rewrite an existing directory entry to point at the inode supplied
ufs_dirempty	Check if a directory is empty or not
ufs_checkpath	Check if source directory is in the path of the target directory

9.4.5 ufs_quota.c - 960 lines, 20 functions**Gloval Variables**

none

Functions

getinoquota	Set up the quotas for an inode
chkdq	Update disk usage, and take corrective action
chkdqchg	Check for a valid change to a users allocation
chkiq	Check the inode limit, applying corrective action
chkiqchg	Check for a valid change to a users allocation
chkdquot	Diagnostic

[Code to process quotactl system calls]

quotaon	Q_QUOTAON - set up a quota file for a particular file system
quotaoff	Q_QUOTAOFF - turn off disk quotas for a filesystem
getquota	Q_GETQUOTA - return current values in a dqblk structure
setquota	Q_SETQUOTA - assign an entire dqblk structure
setuse	Q_SETUSE - set current inode and block usage
qsync	Q_SYNC - sync quota files to disk

[Code managing hash table for dquot structures]

dqinit	Initialize the quota system
dqreinit	
dqdone	Free resources held by quota system
dqget	Obtain a dquot structure for the specified identifier and quota fi
dqref	Obtain a reference to a dquot
dqrele	Release a reference to a dquot
dqsync	Update the disk quota in the quota file
dqflush	Flush all entries from the cache for a particular vnode

9.4.6 ufs_readwrite.c - 481 lines, 4 functions**Gloval Variables**

none

Functions

ffs_read

```

ffs_write
lfs_read
lfs_write

```

9.4.7 ufs_vfsops.c - 262 lines, 8 functions

Global Variables

```
ufs_initcount
```

Functions

```

ufs_start
ufs_root          Return the vnode for root of a filesystem
ufs_quotactl      Do operations associated with quotas
ufs_check_export  Verify a remote client has export rights
ufs_fhtovp        generic part of fhtovp
ufs_init
ufs_reinit
ufs_done

```

9.4.8 ufs_vnops.c - 2074 lines, 30 functions

Global Variables

```
none
```

Functions

```

ufs_vinit          Initialize the vnode associated with a new inode
ufs_makeinode      Allocate a new inode

```

[Virtual Filesystem Operations for FFS]

```

ufs_access
ufs_advlock
ufs_close
ufs_create
ufs_getattr
ufs_inactive
ufs_link
ufs_lookup
ufs_mkdir
ufs_mknod
ufs_open
ufs_pathconf
ufs_print
ufs_readdir
ufs_readlink
ufs_remove
ufs_rename
ufs_rmdir
ufs_setattr
ufs_strategy
ufs_symlink

```

```
ufs_whiteout      ?
```

```
[ Virtual Filesystem Operations for Special File ]
```

```
ufsspec_close  
ufsspec_read  
ufsspec_write
```

```
[ Virtual Filesystem Operations for FIFO ]
```

```
ufsfifo_read  
ufsfifo_write  
ufsfifo_close
```

```
[ Generalized Virtual Filesystem Operations ]
```

```
#define ufs_lock      genfs_lock  
#define ufs_mmap     genfs_mmap  
#define ufs_revoke   genfs_revoke  
#define ufs_seek     genfs_seek  
#define ufs_poll     genfs_poll  
#define ufs_unlock   genfs_unlock  
#define ufs_abortop  genfs_abortop  
#define ufs_fcntl    genfs_fcntl  
#define ufs_ioctl    genfs_enoioc  
#define ufs_islocked genfs_islocked  
#define ufs_lease_check genfs_lease_check
```


Chapter 10

Berkeley Fast File System

The **FFS filestore** was designed on the **assumption that buffer caches would be small and thus that files would need to be read often**. It tries to place files likely to be accessed together in the same general location on the disk.

The **LFS filestore** was **designed for fast machines with large buffer caches**. It assumes that writing data to disk is the bottleneck, and it tries to avoid seeking by writing all data together in the order in which they were created. It assumes that active files will remain in the buffer cache, so is little concerned with the time that it takes to retrieve files from the filestore.

10.1 Filestore Services

The filestore implementation converts from the user abstraction of a file as an array of bytes to the structure imposed by the underlying physical medium. This operation is called by *Block I/O*.

The *Block I/O* is done by

1. First, the system breaks the user's request into a set of operations to be done on *logical blocks* of the file.
2. The data in each logical block are accessed via *physical block* on the disk.
3. A physical disk block is constructed from one or more contiguous *sectors*.

Vnode operations about storage is implemented by underlying filestore based on *block I/O*.

10.1.1 Allocating and Freeing Objects

There are four operators for allocating and freeing objects.

```
VOP_VALLOC(pvp, mode, cred, vpp)
```

```
Allocate file system type specific data a new file in the file
system. The argument pvp specifies the vnode of the directory
to create the new file. The argument mode specifies file system
type specific flags and cred are the credentials of the calling
process. The vnode of the new file is returned in the address
specified by vpp.
```

```
(implemented as ffs_valloc in ufs/ffs/ffs_alloc.c)
(used by ufs_mkdir, ufs_makeinode)
```

VOP_BALLOC(vp, startoffset, size, cred, flags, bpp)

Allocate the physical blocks on a device given the vnode vp and the offset logical block number startoffset in a file. The argument size specifies the size to be allocated. The credentials of the calling processing are specified by cred. If the argument bpp is not NULL, the buffer is written to the allocated blocks. The argument flags is a set of flags controlling the low-level allocation when the buffer is written. Valid values defined in <sys/buf.h> are:

B_CLRBUF request allocated buffer be cleared
 B_SYNC do all allocations synchronously

If the operation is successful zero is returned, otherwise an appropriate error is returned.

(implemented as ffs_balloc in ufs/ffs/ffs_balloc.c)
 (used by ufs_direnter, ffs_write, ufs_mkdir)

VOP_REALLOCBLKS(vp, buflist)

Rearrange block in a file to be contiguous. The argument vp is the vnode of the file to manipulate. The argument buflist is a list of buffers to rearrange. If the operation is successful zero is returned, otherwise an appropriate error is returned.

(implemented as ffs_valloc in ufs/ffs/ffs_alloc.c)
 (used by NONE !)

VOP_VFREE(pvp, ino, mode)

Release file resources. This function is used by the file system to release cached file system specific data associated with the file when the vnode is recycled.

(implemented as ffs_vfree in ufs/ffs/ffs_alloc.c)
 (used by ufs_mkdir, ufs_makeinode)

10.1.2 Updating Inode Attribute

VOP_UPDATE(vp, access, modify, flags)

Update times on file with vnode vp. The access and modification times are specified by the arguments access and modify respectively. The change time is always taken from the current time. The argument flags is a set of file system type dependent flags indicating which times should be updated.

(implemented as ffs_vfree in ufs/ffs/ffs_inode.c)
 (used by ufs_inactive, ufs_direnter, ufs_setattr, ufs_link,
 ufs_rename, ufs_mkdir, ufs_makeinode,

ffs_reallocblks, ffs_balloc, ffs_truncate,
 ffs_fsync, ffs_full_fsync, ffs_read, ffs_write)

10.1.3 Manipulating Existing Objects

The `blkatoff` operator is similar to the `read` operator, except that the `blkatoff` operator simply returns a pointer to a kernel memory buffer with the requested data, instead of copying the data.

`VOP_READ(vp, uio, ioflag, cred)`

Read the contents of a file. The argument `vp` is the `vnode` of the file to read from, `uio` is the location to read the data into, `ioflag` is a set of flags and `cred` are the credentials of the calling process.

The `ioflag` argument is used to give directives and hints to the file system. When attempting a read, the high 16 bits are used to provide a read-ahead hint (in unit of file system blocks) that the file system should attempt. The low 16 bits are a bit mask which can contain the following flags:

<code>IO_UNIT</code>	do I/O as atomic unit
<code>IO_APPEND</code>	append write to end
<code>IO_SYNC</code>	do I/O synchronously
<code>IO_NODELOCKED</code>	underlying node already locked
<code>IO_NDELAY</code>	<code>FNDELAY</code> flag set in file table
<code>IO_VMIO</code>	data already in VMIO space

Zero is returned on success, otherwise an error is returned. The `vnode` should be locked on entry and remains locked on exit.

`VOP_WRITE(vp, uio, ioflag, cred)`

Write to a file. The argument `vp` is the `vnode` of the file to write to, `uio` is the location of the data to write, `ioflag` is a set of flags and `cred` are the credentials of the calling process.

The `ioflag` argument is used to give directives and hints to the file system. The low 16 bits are a bit mask which can contain the same flags as `VOP_READ()`.

Zero is returned on success, otherwise an error is returned. The `vnode` should be locked on entry and remains locked on exit.

`VOP_FSYNC(vp, cred, flags, offlo, offhi, p)`

Flush pending data buffers for a file to disk. The argument `vp` is the locked `vnode` of the file for flush. The argument `cred` is the caller's credentials and `p` the calling process. The argument `flags` is a set of flags. If `FSYNC_WAIT` is specified in `flags`, the function should wait for I/O to complete before returning. The argument `offlo` and `offhi` specify the range of file to flush. If the operation is successful zero is returned, otherwise an appropriate error code is returned.

This function implements the `sync(2)` and `fsync(2)` system calls.

`VOP_BLKATOFF(vp, offset, res, bpp)`

Return buffer `bpp` with the contents of block offset from the be-

ginning of directory specified by vnode `vp`. If `res` is non-zero, fill it in with a pointer to the remaining space in the directory.

(implemented as `ffs_blkatoff` in `ufs/ffs/ffs_subr.c`)
(used by `ufs_lookup`, `ufs_direnter`, `ufs_dirremove`, `ufs_dirrewrite`)

10.1.4 Changing in Space Allocation

Historically, it could be used only to decrease the size of an object. In 4.4BSD, it can be used both to increase and to decrease the size of an object.

`VOP_TRUNCATE(vp, length, flags, cred, p)`

Truncate the file specified by the vnode `vp` to at most `length` size and free the unused disk blocks. The arguments `p` and `cred` is the calling process and its credentials respectively. The argument `flags` is a set of I/O flags. Valid values are:

<code>IO_UNIT</code>	do I/O as atomic unit
<code>IO_APPEND</code>	append write to end
<code>IO_SYNC</code>	sync I/O file integrity completion
<code>IO_NODELOCKED</code>	underlying node already locked
<code>IO_NDELAY</code>	<code>FNDELAY</code> flag set in file table
<code>IO_DSYNC</code>	sync I/O data integrity completion
<code>IO_ALTSEMANTICS</code>	use alternate i/o semantics

If the operation is successful zero is returned, otherwise an appropriate error is returned.

(implemented as `ffs_truncate` in `ufs/ffs/ffs_inode.c`)
(used by `ufs_inactive`, `ufs_direnter`, `ffs_write`, `ufs_setattr`, `ufs_rename`, `ufs_rmdir`)

10.1.5 Virtual Memory System Support

`VOP_GETPAGES(vp, offset, m, count, centeridx, access_type, advice, flags)`

Read VM pages from file. The argument `vp` is the locked vnode to read the VM pages from. The argument `offset` is offset in the file to start accessing and `m` is an array of VM pages. The argument `count` specifies the number of pages to read. If the operation is successful zero is returned, otherwise an appropriate error code is returned.

This function is primarily used by the page-fault handling mechanism.

(implemented as `genfs_getpages` in `miscfs/genfs/genfs_vnops.c`)
(used by `ubc_fault`, `ubc_alloc`, `uvm_get`)

`VOP_PUTPAGES(vp, offset, len, flags)`

Write modified (dirty) VM pages to file. The argument `vp` is the locked vnode to write the VM pages to and `offset` and `len` specifies the range of VM pages to write. There seems to be some confusion in the code whether `offset` and `len` specify the start

and length of the VM pages for the start and end of the VM pages. The argument flags specifies whether the pages should be written asynchronously and also whether they should be marked invalid one the write back operation has completed. If the operation is successful zero is returned, otherwise an appropriate error code is returned.

The function is primarily used by the pageout handling mechanism.

(implemented as `genfs_putpages` in `miscfs/genfs/genfs_vnops.c`)
(used by `uvm_put`)

10.2 Organization of the FFS

To describe the design motivation of the FFS, we describes the problems of traditional UNIX filesystem before BSD UNIX appeared.

Long Seek Problem Traditional UNIX filesystem consists of two area: inodes area followed by data area. Separation of inode information from the data resulted a long seek from the file's inode to its data.

Too Frequent Accesses Problem The traditional UNIX filesystem uses a 512-byte physical block size. So seeks between small 512-byte data transfers are required with long seek frequently.

As a result, the old filesystem was using only about 4 percent of the maximum disk throughput. The main single reason was that the order of blocks on the free list quickly became scrambled, occurring too frequeny access to small blocks with long seek.

10.2.1 Superblock

A 4.4BSD filesystem is described by its *superblock*, located at the beginning of the filesystem's disk partition. The superblock data do not change after filesystem creation.

The structure of superblock is defined in `fs` structure of `ffs/ffs/fs.h` as,

```

----- ffs/ffs/fs.h
171 /*
172  * Super block for an FFS file system in memory.
173  */
174 struct fs {
175     int32_t fs_firstfield;      /* historic file system linked list, */
176     int32_t fs_unused_1;      /* used for incore super blocks */
177     ufs_daddr_t fs_sblkno;    /* addr of super-block in filesys */
178     ufs_daddr_t fs_cblkno;    /* offset of cyl-block in filesys */
179     ufs_daddr_t fs_iblkno;    /* offset of inode-blocks in filesys */
180     ufs_daddr_t fs_dblkno;    /* offset of first data after cg */
181     int32_t fs_cgoffset;     /* cylinder group offset in cylinder */
182     int32_t fs_cgmask;      /* used to calc mod fs_ntrak */
183     int32_t fs_time;        /* last time written */
184     int32_t fs_size;        /* number of blocks in fs */
185     int32_t fs_dsize;       /* number of data blocks in fs */

```

```

186         int32_t  fs_ncg;                /* number of cylinder groups */
187         int32_t  fs_bsize;              /* size of basic blocks in fs */
188         int32_t  fs_fsize;              /* size of frag blocks in fs */
189         int32_t  fs_frag;                /* number of frags in a block in fs */
190 /* these are configuration parameters */
191         int32_t  fs_minfree;             /* minimum percentage of free blocks */
192         int32_t  fs_rotdelay;            /* num of ms for optimal next block */
193         int32_t  fs_rps;                  /* disk revolutions per second */
194 /* these fields can be computed from the others */
195         int32_t  fs_bmask;                /* 'blkoff' calc of blk offsets */
196         int32_t  fs_fmask;                /* 'fragoff' calc of frag offsets */
197         int32_t  fs_bshift;              /* 'lblkno' calc of logical blkno */
198         int32_t  fs_fshift;              /* 'numfrags' calc number of frags */
199 /* these are configuration parameters */
200         int32_t  fs_maxcontig;           /* max number of contiguous blks */
201         int32_t  fs_maxbpg;              /* max number of blks per cyl group */
202 /* these fields can be computed from the others */
203         int32_t  fs_fragshift;           /* block to frag shift */
204         int32_t  fs_fsbtodb;             /* fsbtodb and dbtofsb shift constant */
205         int32_t  fs_sbsize;              /* actual size of super block */
206         int32_t  fs_csmask;              /* csum block offset (now unused) */
207         int32_t  fs_csshift;             /* csum block number (now unused) */
208         int32_t  fs_nindir;              /* value of NINDIR */
209         int32_t  fs_inopb;               /* value of INOPB */
210         int32_t  fs_nspf;                 /* value of NSPF */
211 /* yet another configuration parameter */
212         int32_t  fs_optim;                /* optimization preference, see below */
213 /* these fields are derived from the hardware */
214         int32_t  fs_npsect;               /* # sectors/track including spares */
215         int32_t  fs_interleave;          /* hardware sector interleave */
216         int32_t  fs_trackskew;           /* sector 0 skew, per track */
217 /* fs_id takes the space of the unused fs_headswitch and fs_trkseek fields */
218         int32_t  fs_id[2];                /* unique file system id */
219 /* sizes determined by number of cylinder groups and their sizes */
220         ufs_daddr_t  fs_csaddr;           /* blk addr of cyl grp summary area */
221         int32_t  fs_cssize;              /* size of cyl grp summary area */
222         int32_t  fs_cgsize;              /* cylinder group size */
223 /* these fields are derived from the hardware */
224         int32_t  fs_ntrak;                /* tracks per cylinder */
225         int32_t  fs_nsect;               /* sectors per track */
226         int32_t  fs_spc;                 /* sectors per cylinder */
227 /* this comes from the disk driver partitioning */
228         int32_t  fs_ncyl;                 /* cylinders in file system */
229 /* these fields can be computed from the others */
230         int32_t  fs_cpg;                  /* cylinders per group */
231         int32_t  fs_ipg;                  /* inodes per group */
232         int32_t  fs_fpg;                  /* blocks per group * fs_frag */
233 /* this data must be re-computed after crashes */
234         struct    csum fs_cstotal;        /* cylinder summary information */
235 /* these fields are cleared at mount time */
236         int8_t   fs_fmod;                 /* super block modified flag */
237         int8_t   fs_clean;                /* file system is clean flag */
238         int8_t   fs_ronly;                /* mounted read-only flag */
239         int8_t   fs_flags;                /* see FS_ flags below */

```

```

240     u_char   fs_fsmnt[MAXMNTLEN]; /* name mounted on */
241 /* these fields retain the current block allocation info */
242     int32_t  fs_cgrotor;           /* last cg searched (UNUSED) */
243     void     *fs_ocsp[NOCSPTRS];  /* padding; was list of fs_cs buffers */
244     u_int16_t *fs_contigdirs;     /* # of contiguously allocated dirs */
245     struct csum *fs_csp;          /* cg summary info buffer for fs_cs */
246     int32_t  *fs_maxcluster;      /* max cluster in each cyl group */
247     int32_t  fs_cpc;              /* cyl per cycle in postbl */
248     int16_t  fs_opostbl[16][8];  /* old rotation block list head */
249     int32_t  fs_snapinum[20];    /* RESERVED for snapshot inode nums */
250     int32_t  fs_avgfilesize;     /* expected average file size */
251     int32_t  fs_avgfmdir;        /* expected # of files per directory */
252     int32_t  fs_sparecon[26];    /* RESERVED for future constants */
253     int32_t  fs_pendingblocks;   /* blocks in process of being freed */
254     int32_t  fs_pendinginodes;  /* inodes in process of being freed */
255     int32_t  fs_inodefmt;        /* format of on-disk inodes */
256     u_int64_t fs_maxfilesize;     /* maximum representable file size */
257     int64_t  fs_qbmask;           /* ~fs_bmask for use with 64-bit size */
258     int64_t  fs_qfmask;           /* ~fs_fm mask for use with 64-bit size */
259     int32_t  fs_state;            /* validate fs_clean field (UNUSED) */
260     int32_t  fs_postblformat;    /* format of positional layout tables */
261     int32_t  fs_nrpos;           /* number of rotational positions */
262     int32_t  fs_postbloff;       /* (u_int16) rotation block list head */
263     int32_t  fs_rotbloff;        /* (u_int8) blocks for each rotation */
264     int32_t  fs_magic;           /* magic number */
265     u_int8_t fs_space[1];        /* list of blocks for each rotation */
266 /* actually longer */
267 };

```

 ffs/ffs/fs.h

Block Size

So that files as large as 2^{32} bytes can be created with only two levels of indirection, the minimum size of a filesystem block is 4096 bytes. The block size is recorded in the filesystem's superblock, as `fs_bsize` member.

Filesystem Parameterization

The goal of parameterizing the processor capabilities and mass-storage characteristics, is to **allocate blocks in an optimum configuration-dependent way**.

Important parameter maintained by filesystem is contained in *superblock* and they includes,

fs_rotdelay The expected time in milliseconds to service disk interrupt and to schedule a new disk transfer, depending the speed of the main CPU. It is used to decide how much rotational spacing to place between successive blocks in a file.

For modern high speed workstation, such as SUN Ultra 1, this parameter should be set to zero, since the the expected time is less than one milliseconds.

fs_maxcontig This specifies the maximum number of contiguous blocks that will be laid out before forcing a rotational delay. The default value is one, since most device drivers require an interrupt per disk transfer. Device drivers that

can chain several buffers together in a single transfer should set this to the maximum chain length.

fs_maxbpg This indicates the maximum number of blocks any single file can allocate out of a cylinder group before it is forced to begin allocating blocks from another cylinder group. Typically this value is set to about one quarter of the total blocks in a cylinder group. The intent is to prevent any single file from using up all the blocks in a single cylinder group, thus degrading access times for all files subsequently allocated in that cylinder group. The effect of this limit is to cause big files to do long seeks more frequently than if they were allowed to allocate all the blocks in a cylinder group before seeking elsewhere. For file systems with exclusively large files, this parameter should be set higher.

fs_rps Number of disk platter revolution per second

fs_ntrak Number of tracks per cylinder

fs_nsect Number of sectors per track

fs_npsect Number of sectors including spares per track

fs_minfree This value specifies the percentage of space held back from normal users; the minimum free space threshold. The default value used is 10factor of three in throughput will be lost over the performance obtained at a 10above the current usage level, users will be unable to allocate files until enough files have been deleted to get under the higher threshold.

fs_interleave Hardware sector interleave. Used to describe perturbations in the media format to compensate for a slow controller. Interleave is physical sector interleave on each track, specified as the denominator of the ratio: sectors read/sectors passed over Thus an interleave of 1/1 implies contiguous layout, while 1/2 implies logical sector 0 is separated by one sector from logical sector 1.

fs_trackskew This specifies the skew in sectors from one track to the next in a cylinder. The default value is zero, indicating that each track in a cylinder begins at the same rotational position.

fs_optim The file system can either try to minimize the time spent allocating blocks, or it can attempt to minimize the space fragmentation on the disk. If the value of minfree (see above) is less than 10running out of full sized blocks. For values of minfree greater than or equal to 10problematical, and the file system can be optimized for time. **fs_optim** can be specified as either space or time.

From **fs_nsect** and **fs_rps**, the allocation routines calculates the number of milliseconds required to skip over a block. With it and processor performance parameter **fs_rotdelay**, the allocation routines calculate the number of blocks to skip over such that the next block in the file will come into position under the disk head in the expected amount of time that it takes to start a new disk-transfer operation.

In fact, for modern SCSI storage device, these parameterization is actually useless, since storage device is internally designed so that it provides optimal performance, without disk interleave regarding disk rotational speed.

10.2.2 Cylinder Group

The FFS filesystem organization divides a disk partition into one or more area, each of which is called a *cylinder group*.

The rationale for using cylinder groups is to create clusters of inodes that are close to the blocks that they reference, instead of them all being located at the beginning of the disk. Then the filesystem attempts to allocate file blocks close to the inodes that describes them to avoid long seeks between getting the inode and getting its associated data.

For each cylinder group, a static number of inodes is allocated at filesystem-creation time. The default policy is to allocate one inode for each 2048 bytes of space in the cylinder group, with the expectation that this amount will be far more than will ever be needed.

Cylinder group contains information including

- a redundant copy of the superblock
- space for inodes
- bitmap describing available blocks in the cylinder group
- summary information describing the usage of data blocks within the cylinder group

To be safe from catastrophic loss, all the bookkeeping information about cylinder group is not placed at the beginning of each cylinder group. The offset from each cylinder group is calculated to be about one track farther from the beginning than is the preceding cylinder group. In this way, the redundant information spirals down into the pack, so that single track, cylinder, or platter can be lost without all copies of the superblock also being lost.

The structure of cylinder group is defined as `struct cg` of `ffs/ffs/fs.h` as

```

343 /*
344  * Cylinder group block for a file system.
345  */
346 #define CG_MAGIC          0x090255
347 struct cg {
348     int32_t  cg_firstfield;      /* historic cyl groups linked list */
349     int32_t  cg_magic;          /* magic number */
350     int32_t  cg_time;           /* time last written */
351     int32_t  cg_cgx;            /* we are the cgx'th cylinder group */
352     int16_t  cg_ncyl;           /* number of cyl's this cg */
353     int16_t  cg_niblk;          /* number of inode blocks this cg */
354     int32_t  cg_ndblk;          /* number of data blocks this cg */
355     struct   csum cg_cs;         /* cylinder summary information */
356     int32_t  cg_rotor;          /* position of last used block */
357     int32_t  cg_frotor;         /* position of last used frag */
358     int32_t  cg_irotor;         /* position of last used inode */
359     int32_t  cg_frsum[MAXFRAG]; /* counts of available frags */
360     int32_t  cg_btotoff;        /* (int32) block totals per cylinder */
361     int32_t  cg_boff;           /* (u_int16) free block positions */
362     int32_t  cg_iusedoff;       /* (u_int8) used inode map */
363     int32_t  cg_freeoff;        /* (u_int8) free block map */
364     int32_t  cg_nextfreeoff;    /* (u_int8) next available space */
365     int32_t  cg_clustersumoff;  /* (u_int32) counts of avail clusters */

```

```

366         int32_t  cg_clusteroff;           /* (u_int8) free cluster map */
367         int32_t  cg_nclusterblks;        /* number of clusters this cg */
368         int32_t  cg_sparecon[13];        /* reserved for future use */
369         u_int8_t  cg_space[1];           /* space for cylinder group maps */
370 /* actually longer */

```

 ffs/ffs/fs.h

where the struct `csum` is defined as

```

158 /*
159 * Per cylinder group information; summarized in blocks allocated
160 * from first cylinder group data blocks. These blocks have to be
161 * read in from fs_csaddr (size fs_cssize) in addition to the
162 * super block.
163 */
164 struct csum {
165     int32_t  cs_ndir;           /* number of directories */
166     int32_t  cs_nbfree;        /* number of free blocks */
167     int32_t  cs_nifree;        /* number of free inodes */
168     int32_t  cs_nffree;        /* number of free frags */
169 };

```

 ffs/ffs/fs.h

10.2.3 Fragment

As the block size increases, the amount of space reserved for inodes decreases, but the amount of unused data space at the end of blocks rises quickly to an intolerable level with a minimum allocation of 8192-byte filesystem blocks. To increase space efficiency, the filesystem allow the division of a single filesystem block into one or more *fragments*.

Block Map

The block map associated with each cylinder group records the space available in a cylinder group in fragments.

Fragmentation Policy

If an 11,000 byte file is to be stored on 4096/1024 filesystem (block/fragment size),

1. this file would use two full-sized blocks and three fragments portion of another block.
2. If no block with three aligned fragments were available at the time, a full-sized block would be split, yielding the necessary three fragments and a single unused fragment.
3. The remaining fragment could be allocated to another file as needed.

10.3 Reading a File

Since NetBSD uses *Unified Buffer Cache (UBC)*, the mechanism of reading and writing to a file is different from 4.4BSD. Since UBC integrates filesystem buffer cache and virtual memory caches of file data, *cluster* interface used in 4.4BSD is no longer used.

Key architecture of NetBSD filesystem file read and write is

- The buffer cache functions such as `bread` or `bwrite`, read and write with a device driver strategy routine via `ufs_strategy` function.
- The vnode operation such as `VOP_READ` or `VOP_WRITE`, read and write with UBC interface via `ffs_read` or `ffs_write` function.

10.3.1 Regular File Reading Algorithm: using UBC

For 4.4BSD, reading a general file in FFS is processed as, using UBC,

1. `read` — system call from user application program
2. `sys_read` — kernel system call
3. `vn_read` — vnode high-level file operation
4. `VOP_READ` — VFS vnode operation
5. `ffs_read` — FFS vnode operation
6. UBC interaction

10.3.2 Non-regular File Reading Algorithm: without UBC

Reading a non-regular file such as directory in FFS is processed as, without using UBC,

1. `read` — system call from user application program
2. `sys_read` — kernel system call
3. `vn_read` — vnode high-level file operation
4. `VOP_READ` — VFS vnode operation
5. `ffs_read` — FFS vnode operation
6. `breadn` — Buffer Cache
7. `VOP_STRATEGY` — VFS vnode operation
8. `ufs_strategy` — FFS vnode operation
9. `VOP_BMAP` — convert logical file block number to physical disk block number
10. `VOP_STRATEGY` — device driver's vnode operation
11. `spec_strategy` — special filesystem vnode operation
12. `*bdev->d_strategy` — device driver strategy function

10.3.3 Implementation

ufs/ufs/ufs_readwrite.c

```

61 /*
62  * Vnode op for reading.
63  */
64 /* ARGSUSED */
65 int
66 READ(void *v)
67 {
68     struct vop_read_args /* {
69         struct vnode *a_vp;
70         struct uio *a_uio;
71         int a_ioflag;
72         struct ucred *a_cred;
73     } */ *ap = v;
74     struct vnode *vp;
75     struct inode *ip;
76     struct uio *uio;
77     FS *fs;
78     void *win;
79     vsize_t bytelen;
80     struct buf *bp;
81     ufs_daddr_t lbn, nextlbn;
82     off_t bytesinfile;
83     long size, xfersize, blkoffset;
84     int error;
85     boolean_t usepc = FALSE;
86
87     vp = ap->a_vp;
88     ip = VTOI(vp);
89     uio = ap->a_uio;
90     error = 0;
91
92 #ifdef DIAGNOSTIC
93     if (uio->uio_rw != UIO_READ)
94         panic("%s: mode", READ_S);
95
96     if (vp->v_type == VLNK) {
97         if ((int)ip->i_ffs_size < vp->v_mount->mnt_maxsymlinklen ||
98             (vp->v_mount->mnt_maxsymlinklen == 0 &&
99              ip->i_ffs_blocks == 0))
100             panic("%s: short symlink", READ_S);
101     } else if (vp->v_type != VREG && vp->v_type != VDIR)
102         panic("%s: type %d", READ_S, vp->v_type);
103 #endif
104     fs = ip->I_FS;
105     if ((u_int64_t)uio->uio_offset > fs->fs_maxfilesize)
106         return (EFBIG);
107     if (uio->uio_resid == 0)
108         return (0);
109     if (uio->uio_offset >= ip->i_ffs_size) {
110         goto out;
111     }

```

```

112
113 #ifndef LFS_READWRITE
114     usepc = vp->v_type == VREG;
115 #endif
116     if (usepc) {
117         while (uio->uio_resid > 0) {
118             bytelen = MIN(ip->i_ffs_size - uio->uio_offset,
119                 uio->uio_resid);
120             if (bytelen == 0)
121                 break;
122
123             win = ubc_alloc(&vp->v_uobj, uio->uio_offset,
124                 &bytelen, UBC_READ);
125             error = uiomove(win, bytelen, uio);
126             ubc_release(win, 0);
127             if (error)
128                 break;
129         }
130         goto out;
131     }
132
133     for (error = 0, bp = NULL; uio->uio_resid > 0; bp = NULL) {
134         bytesinfile = ip->i_ffs_size - uio->uio_offset;
135         if (bytesinfile <= 0)
136             break;
137         lbn = lblkno(fs, uio->uio_offset);
138         nextlbn = lbn + 1;
139         size = BLKSIZE(fs, ip, lbn);
140         blkoffset = blkoff(fs, uio->uio_offset);
141         xfersize = MIN(MIN(fs->fs_bsize - blkoffset, uio->uio_resid),
142             bytesinfile);
143
144         if (lblktofs(fs, nextlbn) >= ip->i_ffs_size)
145             error = bread(vp, lbn, size, NOCRED, &bp);
146         else {
147             int nextsize = BLKSIZE(fs, ip, nextlbn);
148             error = breadn(vp, lbn,
149                 size, &nextlbn, &nextsize, 1, NOCRED, &bp);
150         }
151         if (error)
152             break;
153
154         /*
155          * We should only get non-zero b_resid when an I/O error
156          * has occurred, which should cause us to break above.
157          * However, if the short read did not cause an error,
158          * then we want to ensure that we do not uiomove bad
159          * or uninitialized data.
160          */
161         size -= bp->b_resid;
162         if (size < xfersize) {
163             if (size == 0)
164                 break;
165             xfersize = size;

```

```

166         }
167         error = uiomove((char *)bp->b_data + blkoffset, xfersize, uio);
168         if (error)
169             break;
170         brelse(bp);
171     }
172     if (bp != NULL)
173         brelse(bp);
174
175 out:
176     if (!(vp->v_mount->mnt_flag & MNT_NOATIME)) {
177         ip->i_flag |= IN_ACCESS;
178         if ((ap->a_ioflag & IO_SYNC) == IO_SYNC)
179             error = VOP_UPDATE(vp, NULL, NULL, UPDATE_WAIT);
180     }
181     return (error);
182 }

```

ufs/ufs/ufs_readwrite.c

10.4 Writing a File

10.4.1 Regular File Writing Algorithm

Writing a regular file in FFS is processed as, using UBC,

1. `write` — system call from user application program
2. `sys_write` — kernel system call
3. `vn_write` — vnode high-level file operation
4. `VOP_WRITE` — VFS vnode operation
5. `ffs_write` — FFS vnode operation
6. UBC iteration

Writing a non-regular file in FFS such as directory is processed, without using UBC, as shown in the previous subsection.

10.4.2 Non-regular File Writing Algorithm

If the file needs to be extended, the request is rounded up to the next fragment size, and only that much space is allocated by `VOP_BALLOC`.

10.4.3 Implementation

```

184 /*
185  * Vnode op for writing.
186  */
187 int
188 WRITE(void *v)
189 {

```

ufs/ufs/ufs_readwrite.c

```

190     struct vop_write_args /* {
191         struct vnode *a_vp;
192         struct uio *a_uio;
193         int a_ioflag;
194         struct ucred *a_cred;
195     } */ *ap = v;
196     struct vnode *vp;
197     struct uio *uio;
198     struct inode *ip;
199     struct genfs_node *gp;
200     FS *fs;
201     struct buf *bp;
202     struct proc *p;
203     struct ucred *cred;
204     ufs_daddr_t lbn;
205     off_t osize, origoff, oldoff, preallocoff, endallocoff, nsize;
206     int blkoffset, error, flags, ioflag, resid, size, xfersize;
207     int bsize, aflag;
208     int ubc_alloc_flags;
209     int extended=0;
210     void *win;
211     vsize_t bytelen;
212     boolean_t async;
213     boolean_t usepc = FALSE;
214
215     cred = ap->a_cred;
216     ioflag = ap->a_ioflag;
217     uio = ap->a_uio;
218     vp = ap->a_vp;
219     ip = VTOI(vp);
220     gp = VTOG(vp);
221
222     KASSERT(vp->v_size == ip->i_ffs_size);
223 #ifdef DIAGNOSTIC
224     if (uio->uio_rw != UIO_WRITE)
225         panic("%s: mode", WRITE_S);
226 #endif
227
228     switch (vp->v_type) {
229     case VREG:
230         if (ioflag & IO_APPEND)
231             uio->uio_offset = ip->i_ffs_size;
232         if ((ip->i_ffs_flags & APPEND) && uio->uio_offset != ip->i_ffs_size)
233             return (EPERM);
234         /* FALLTHROUGH */
235     case VLNK:
236         break;
237     case VDIR:
238         if ((ioflag & IO_SYNC) == 0)
239             panic("%s: nonsync dir write", WRITE_S);
240         break;
241     default:
242         panic("%s: type", WRITE_S);
243     }

```

```

244
245     fs = ip->I_FS;
246     if (uio->uio_offset < 0 ||
247         (u_int64_t)uio->uio_offset + uio->uio_resid > fs->fs_maxfilesize)
248         return (EFBIG);
249 #ifdef LFS_READWRITE
250     /* Disallow writes to the Ifile, even if noschg flag is removed */
251     /* XXX can this go away when the Ifile is no longer in the namespace? */
252     if (vp == fs->lfs_ivnode)
253         return (EPERM);
254 #endif
255
256     /*
257     * Maybe this should be above the vnode op call, but so long as
258     * file servers have no limits, I don't think it matters.
259     */
260     p = uio->uio_procp;
261     if (vp->v_type == VREG && p &&
262         uio->uio_offset + uio->uio_resid >
263         p->p_rlimit[RLIMIT_FSIZE].rlim_cur) {
264         psignal(p, SIGXFSZ);
265         return (EFBIG);
266     }
267     if (uio->uio_resid == 0)
268         return (0);
269
270     flags = ioflag & IO_SYNC ? B_SYNC : 0;
271     async = vp->v_mount->mnt_flag & MNT_ASYNC;
272     origoff = uio->uio_offset;
273     resid = uio->uio_resid;
274     osize = ip->i_ffs_size;
275     bsize = fs->fs_bsize;
276     error = 0;
277
278 #ifndef LFS_READWRITE
279     usepc = vp->v_type == VREG;
280 #endif
281     if (!usepc) {
282         goto bcache;
283     }
284
285     preallocoff = round_page(blkroundup(fs, MAX(osize, uio->uio_offset)));
286     aflag = ioflag & IO_SYNC ? B_SYNC : 0;
287     nsize = MAX(osize, uio->uio_offset + uio->uio_resid);
288     endallocoff = nsize - blkoff(fs, nsize);
289
290     /*
291     * if we're increasing the file size, deal with expanding
292     * the fragment if there is one.
293     */
294
295     if (nsize > osize && lblkno(fs, osize) < NDADDR &&
296         lblkno(fs, osize) != lblkno(fs, nsize) &&
297         blkroundup(fs, osize) != osize) {

```



```

298     error = ufs_balloc_range(vp, osize, blkroundup(fs, osize) -
299         osize, cred, aflag);
300     if (error) {
301         goto out;
302     }
303     if (flags & B_SYNC) {
304         vp->v_size = blkroundup(fs, osize);
305         simple_lock(&vp->v_interlock);
306         VOP_PUTPAGES(vp, trunc_page(osize & ~(bsize - 1)),
307             round_page(vp->v_size), PGO_CLEANIT | PGO_SYNCIO);
308     }
309 }
310
311     ubc_alloc_flags = UBC_WRITE;
312     while (uio->uio_resid > 0) {
313         boolean_t extending; /* if we're extending a whole block */
314         off_t newoff;
315
316         oldoff = uio->uio_offset;
317         blkoffset = blkoff(fs, uio->uio_offset);
318         bytelen = MIN(fs->fs_bsize - blkoffset, uio->uio_resid);
319
320         /*
321          * if we're filling in a hole, allocate the blocks now and
322          * initialize the pages first.  if we're extending the file,
323          * we can safely allocate blocks without initializing pages
324          * since the new blocks will be inaccessible until the write
325          * is complete.
326          */
327         extending = uio->uio_offset >= preallocoff &&
328             uio->uio_offset < endallocoff;
329
330         if (!extending) {
331             error = ufs_balloc_range(vp, uio->uio_offset, bytelen,
332                 cred, aflag);
333             if (error) {
334                 break;
335             }
336             ubc_alloc_flags &= ~UBC_FAULTBUSY;
337         } else {
338             lockmgr(&gp->g_glock, LK_EXCLUSIVE, NULL);
339             error = GOP_ALLOC(vp, uio->uio_offset, bytelen,
340                 aflag, cred);
341             lockmgr(&gp->g_glock, LK_RELEASE, NULL);
342             if (error) {
343                 break;
344             }
345             ubc_alloc_flags |= UBC_FAULTBUSY;
346         }
347
348         /*
349          * copy the data.
350          */
351

```

```

352     win = ubc_alloc(&vp->v_uobj, uio->uio_offset, &bytelen,
353                   ubc_alloc_flags);
354     error = uiomove(win, bytelen, uio);
355     if (error && extending) {
356         /*
357          * if we haven't initialized the pages yet,
358          * do it now.  it's safe to use memset here
359          * because we just mapped the pages above.
360          */
361         memset(win, 0, bytelen);
362     }
363     ubc_release(win, 0);
364
365     /*
366     * update UVM's notion of the size now that we've
367     * copied the data into the vnode's pages.
368     *
369     * we should update the size even when uiomove failed.
370     * otherwise ffs_truncate can't flush soft update states.
371     */
372
373     newoff = oldoff + bytelen;
374     if (vp->v_size < newoff) {
375         uvm_vnp_setsize(vp, newoff);
376         extended = 1;
377     }
378
379     if (error) {
380         break;
381     }
382
383     /*
384     * flush what we just wrote if necessary.
385     * XXXUBC simplistic async flushing.
386     */
387
388     if (!async && oldoff >> 16 != uio->uio_offset >> 16) {
389         simple_lock(&vp->v_interlock);
390         error = VOP_PUTPAGES(vp, (oldoff >> 16) << 16,
391                             (uio->uio_offset >> 16) << 16, PGO_CLEANIT);
392         if (error) {
393             break;
394         }
395     }
396 }
397 if (error == 0 && ioflag & IO_SYNC) {
398     simple_lock(&vp->v_interlock);
399     error = VOP_PUTPAGES(vp, trunc_page(origoff & ~(bsize - 1)),
400                       round_page(blkroundup(fs, uio->uio_offset)),
401                       PGO_CLEANIT | PGO_SYNCIO);
402 }
403 goto out;
404
405 bcache:

```

```

406     simple_lock(&vp->v_interlock);
407     VOP_PUTPAGES(vp, trunc_page(origoff), round_page(origoff + resid),
408         PGO_CLEANIT | PGO_FREE | PGO_SYNCIO);
409     while (uio->uio_resid > 0) {
410         lbn = lblkno(fs, uio->uio_offset);
411         blkoffset = blkoff(fs, uio->uio_offset);
412         xfersize = MIN(fs->fs_bsize - blkoffset, uio->uio_resid);
413         if (fs->fs_bsize > xfersize)
414             flags |= B_CLRBUF;
415         else
416             flags &= ~B_CLRBUF;
417
418         error = VOP_BALLOC(vp, uio->uio_offset, xfersize,
419             ap->a_cred, flags, &bp);
420
421         if (error)
422             break;
423         if (uio->uio_offset + xfersize > ip->i_ffs_size) {
424             ip->i_ffs_size = uio->uio_offset + xfersize;
425             uvm_vnp_setsize(vp, ip->i_ffs_size);
426             extended = 1;
427         }
428         size = BLKSIZE(fs, ip, lbn) - bp->b_resid;
429         if (xfersize > size)
430             xfersize = size;
431
432         error = uiomove((char *)bp->b_data + blkoffset, xfersize, uio);
433
434         /*
435          * if we didn't clear the block and the uiomove failed,
436          * the buf will now contain part of some other file,
437          * so we need to invalidate it.
438          */
439         if (error && (flags & B_CLRBUF) == 0) {
440             bp->b_flags |= B_INVALID;
441             brelse(bp);
442             break;
443         }
444 #ifdef LFS_READWRITE
445         if (!error)
446             error = lfs_reserve(fs, vp, btofsb(fs, (NIADDR + 1) << fs->lfs_bshift));
447         (void)VOP_BWRITE(bp);
448         if (!error)
449             lfs_reserve(fs, vp, -btofsb(fs, (NIADDR + 1) << fs->lfs_bshift));
450 #else
451         if (ioflag & IO_SYNC)
452             (void)bwrite(bp);
453         else if (xfersize + blkoffset == fs->fs_bsize)
454             bawrite(bp);
455         else
456             bdwrite(bp);
457 #endif
458         if (error || xfersize == 0)
459             break;

```

```

460     }
461     /*
462     * If we successfully wrote any data, and we are not the superuser
463     * we clear the setuid and setgid bits as a precaution against
464     * tampering.
465     */
466 out:
467     ip->i_flag |= IN_CHANGE | IN_UPDATE;
468     if (resid > uio->uio_resid && ap->a_cred && ap->a_cred->cr_uid != 0)
469         ip->i_ffs_mode &= ~(ISUID | ISGID);
470     if (resid > uio->uio_resid)
471         VN_KNOTE(vp, NOTE_WRITE | (extended ? NOTE_EXTEND : 0));
472     if (error) {
473         (void) VOP_TRUNCATE(vp, osize, ioflag & IO_SYNC, ap->a_cred,
474             uio->uio_procp);
475         uio->uio_offset -= resid - uio->uio_resid;
476         uio->uio_resid = resid;
477     } else if (resid > uio->uio_resid && (ioflag & IO_SYNC) == IO_SYNC)
478         error = VOP_UPDATE(vp, NULL, NULL, UPDATE_WAIT);
479     KASSERT(vp->v_size == ip->i_ffs_size);
480     return (error);
481 }

```

ufs/ufs/ufs_readwrite.c

10.5 Layout Policies

Two methods for improving filesystem performance are to increase locality, and to make larger transfers possible.

Local allocation routine uses a locally optimal scheme to lay out data blocks.

The global layout policies try to improve performance by spreading unrelated data among different cylinder groups. The global policies, using summary information, try to balance the two conflicting goals of localizing data that are concurrently accessed while spreading out unrelated data.

10.5.1 Inode Layout Policy

- Try to place all the inodes of files in a directory in the same cylinder group.
- Try to place new directories in cylinder group with a greater-than-average number of free inodes and with the smallest number of directories.

10.5.2 Data Block Layout Policy

- Try to place data blocks for a file in the same cylinder group.
- Make the spillover points to force block allocation to be redirected when any file has used about 25 percent of the data blocks in a cylinder group. The newly chosen cylinder group for block allocation is the next cylinder group that has a greater-than-average number of free blocks.

10.6 Data Block Allocation Mechanisms

The task of managing block and fragment allocation is done by `ffs_balloc` function.

10.6.1 Work Flow

1. The global-policy routines call local-allocation routines with requests for specific blocks, using heuristics based on the partial information that is available.
2. The local-allocation routines will always allocate the requested block if it is free; otherwise, if a requested block is not available, the local allocator uses a four-level allocation strategy:
 - (a) Use the next available block rotationally closet to the requested block on the same cylinder.
 - (b) If no blocks are available on the same cylinder, choose a block within the same cylinder group.
 - (c) If the cylinder group is full, quadratically hash the cylinder group number to choose another cylinder group in which to look for a free block.
 - (d) Even so, if the free block is not found, apply an exhaustive search to all cylinder group.

Two conditions when the new block is allocated is

- The file contains no fragmented block, and the final block in the file contains insufficient space to hold the new data.
 1. If the remainder of the new data consists of more than a full block, a full block is allocated. This process is repeated until less than a full block of new data remains.
 2. A block with the necessary number of fragments is located.
- The file contains one or more fragments, but the fragments contain insufficient space to hold the new data.
 1. A new block is allocated
 2. The contents of the fragments are copied to the beginning of the block
 3. The remainder of the block is filled with new data.
 4. The process then continues as in the first condition.

10.6.2 Main Function that Does Allocation: `ffs_balloc`

We describe the algorithm of data block allocation with pseudo code shown below. Be sure that the following is simplified algorithm skeleton, and the real source code, `ffs/ffs/ffs_alloc.c` and `ffs/ffs/ffs_balloc.c`, is more complex.

```

/* [A] Balloc defines the structure of file system storage
 *    by allocating the physical blocks on a device given
 *    the inode and the logical block number in a file.
 */
ffs_balloc()
{
    // Select the most desirable block based on the global-policy

    ffs_blkpref();

    // Condition 2: When a fragment has already been allocated.

```

```

    if (fragment is already allocated ?)
    {
        // Try to extend a fragment

        ffs_realloccg();
    }
    else
    // Condition 1: When the file contains no fragmented block

    {
        // Allocate a new block or gragment

        ffs_alloc();
    }
}

/* [H]
 *
 * Select the desired position for the next block in a file. The file is
 * logically divided into sections. The first section is composed of the
 * direct blocks. Each additional section contains fs_maxbpg blocks.
 *
 * If no blocks have been allocated in the first section, the policy is to
 * request a block in the same cylinder group as the inode that describes
 * the file. If no blocks have been allocated in any other section, the
 * policy is to place the section in a cylinder group with a greater than
 * average number of free blocks. An appropriate cylinder group is found
 * by using a rotor that sweeps the cylinder groups. When a new group of
 * blocks is needed, the sweep begins in the cylinder group following the
 * cylinder group from which the previous allocation was made. The sweep
 * continues until a cylinder group with greater than the average number
 * of free blocks is found. If the allocation is for the first block in an
 * indirect block, the information on the previous allocation is unavailable;
 * here a best guess is made based upon the logical block number being
 * allocated.
 *
 * If a section is already partially allocated, the policy is to
 * contiguously allocate fs_maxcontig blocks. The end of one of these
 * contiguous blocks and the beginning of the next is physically separated
 * so that the disk head will be in transit between them for at least
 * fs_rotdelay milliseconds. This is to allow time for the processor to
 * schedule another I/O transfer.
 */
ufs_daddr_t
ffs_blkpref()
{
    .....

    return (appropriate next block number); // if not found return zero;
}

```

10.6.3 Cylinder Overflow Algorithm: ffs_hashalloc

```

/* [C] Implement the cylinder overflow algorithm.
 *
 * The policy implemented by this algorithm is:
 * 1) allocate the block in its requested cylinder group.
 * 2) quadratically rehash on the cylinder group number.
 * 3) brute force search for a free block.
 */
ffs_hashalloc( *func_ptr_to_allocator )
{
    // Try to find a fragment from preferred cylinder group

    if (*func_ptr_to_allocator() succeeded ?)
        return OK;

    // Quadratic rehash

    for (i = 1; i < fs->fs_ncg; i *= 2)
    {
        intended cylinder group number += i;
        adjust cylinder group number overflow;
        if (*func_ptr_to_allocator() succeeded ?)
            return OK;
    }

    // Brute force search

    for (i = 2; i < fs->fs_ncg; i++)
    {
        intended cylinder group number = i;
        if (*func_ptr_to_allocator() succeeded ?)
            return OK;
    }

    return FAIL;
}

```

10.6.4 Global Policy 1 - Extending an Fragment: ffs_realloccg

```

/* [B] Reallocate a fragment to a bigger size
 *
 * The number and size of the old block is given, and a preference
 * and new size is also specified. The allocator attempts to extend
 * the original block. Failing that, the regular block allocator is
 * invoked to get an appropriate block.
 */
ffs_realloccg()
{
    // Check for extension in the existing location

    if (ffs_fragextend() succeeded ?)
        return OK;
}

```

```

// Calculate a new disk location from which to allocate a new fragment

switch ((int)fs->fs_optim) {
case FS_OPTSPACE:

    // Allocate an exact sized fragment. Although this makes
    // best use of space, we will waste time relocating it if
    // the file continues to grow. If the fragmentation is
    // less than half of the minimum free reserve, we choose
    // to begin optimizing for time.

    .....

    break;

case FS_OPTTIME:

    // At this point we have discovered a file that is trying to
    // grow a small fragment to a larger fragment. To save time,
    // we allocate a full sized block, then free the unused portion.
    // If the file continues to grow, the 'ffs_fragextend' call
    // above will be able to grow it in place without further
    // copying. If aberrant programs cause disk fragmentation to
    // grow within 2% of the free reserve, we choose to begin
    // optimizing for space.

    .....

    break;
}

// Try to allocate a new fragment honoring the calculated location

if (ffs_hashalloc( ffs_alloccg ) succeeded ?)
    return OK;

return FAIL;
}

/* [E] Determine whether a fragment can be extended.
 *
 * Check to see if the necessary fragments are available, and
 * if they are, allocate them.
 */
ffs_fragextend()
{
    ...
}

```

10.6.5 Global Policy 2 - Get a New Block: ffs_alloc

```

/* [F] Allocate a block in the file system.
 *

```



```

*      The size of the requested block is given, which must be some
*      multiple of fs_fsize and <= fs_bsize.
*      A preference may be optionally specified. If a preference is given
*      the following hierarchy is used to allocate a block:
*          1) allocate the requested block.
*          2) allocate a rotationally optimal block in the same cylinder.
*          3) allocate a block in the same cylinder group.
*          4) quadratically rehash into other cylinder groups, until an
*             available block is located.
*      If no block preference is given the following hierarchy is used
*      to allocate a block:
*          1) allocate a block in the cylinder group that contains the
*             inode for the file.
*          2) quadratically rehash into other cylinder groups, until an
*             available block is located.
*/
ffs_alloc()
{
    // Set cylinder group number according to the above rules

    cg = .....;

    // Try to allocate a block

    if (ffs_hashalloc( ffs_alloccg ) succeeded ?)
        return OK;

    return FAIL;
}

```

10.6.6 Local Policy - Allocate a Block or Fragment: ffs_alloccg

```

/* [D] Determine whether a block can be allocated.
*
*      From the specified cylinder group and block,
*      check to see if a block of the appropriate size is available,
*      and if it is, allocate it.
*/
ffs_alloccg()
{
    //
    // [1] When the called requested a block
    //

    if (requested size == block ?)
    {
        // Allocate a new block and return the block number

        return ffs_alloccgblk();
    }

    //
    // [2] When the caller requested fragments
    //

```

```

// Allocate a new block from which to allocate requested fragments

// Check the cylinder group has free fragments having the requested size
// (allocsiz is the number of fragments which will be allocated)

frags = numfrags(fs, size); // calculate number of requested fragments
for (allocsiz = frags; allocsiz < fs->fs_frag; allocsiz++) {
    if (cgp->cg_frsum[allocsiz] != 0) // if there available frag ?
        break;
}

// When there is no fragments having the requested size

if (allocsiz == fs->fs_frag)
{
    if (if the given cylinder group has the not any free fragment ?)
    {
        // Say that there is no fragment in the given cylinder group

        return 0;
    }

    // Try to allocate a new block

    bno = ffs_alloccgblk();

    // Allocate the requested fragments

    ...

    // Mark the filesystem that fragments are allocated

    ...

    return bno;
}

// Now there are certainly fragments having the requested size,
// in the requested cylinder group

// Find the block number !

bno = ffs_mapresearch( allocsiz );

// Allocate necessary fragments;

...

return (block number);
}

/* [G] Allocate a block in a cylinder group.
 *
 * This algorithm implements the following policy:

```

```

*      1) allocate the requested block.
*      2) allocate a rotationally optimal block in the same cylinder.
*      3) allocate the next available block on the block rotor for the
*          specified cylinder group.
*      Note that this routine only allocates fs_bsize blocks; these
*      blocks may be fragmented by the routine that allocates them.
*/
ffs_alloccgblk
{
    //
    // [1] if the requested block is available, use it
    //

    if (ffs_isblock(...) says that there is available block ?)
        goto STEP_YES;

    if (fs->fs_nrpos <= 1 || fs->fs_cpc == 0)
    {
        // Block layout information is not available.
        // Leaving bpref unchanged means we take the
        // next available free block following the one
        // we just allocated. Hopefully this will at
        // least hit a track cache on drives of unknown
        // geometry (e.g. SCSI).

        goto STEP_3;
    }

    // check for a block available on the same cylinder

    if (cg_blktot(...) says that there is no available block ?)
        goto STEP_3;

    //
    // [2] check the summary information to see if a block is
    //      available in the requested cylinder starting at the
    //      requested rotational position and proceeding around.
    //

    // Get the rotational-layout table from superblock

    cylbp = cg_blks(fs, cgp, cylno, needswap);

    // Calculate the intended rotational position

    pos = cctorpos(fs, bpref);

    // Search for a block to allocate through the summary information for
    // a rotational position with a nonzero block count

    for (i = pos; i < fs->fs_nrpos; i++)
        if (cylbp[i] > 0)
            break;

```

```

// Search after wrapping

if (i == fs->fs_nrpos)
{
    for (i = 0; i < pos; i++)
        if (cylbp[i] > 0)
            break;
}

// When found a rotational position

if (cylbp[i] > 0)
{
    // Find the actual block. A panic if none is actually there.

    .....
}

STEP_3:

//
// [3] no blocks in the requested cylinder, so take next
// available one in this cylinder group.
//

    bno = ffs_mapsearch(...);
    if (bno < 0)
        return FAIL;

STEP_YES:

    mark to the filesystem that the block is allocated;
    return block number;
}

```

10.6.7 Searching Fragment Descriptor Table: `ffs_mapsearch`

If an appropriate-sized fragment is listed in the fragment summary, then the allocation routine expects to find it in the allocation map. To speed up the process of scanning the potentially large allocation map, the filesystem uses a table-driven algorithm. Each byte in the map is treated as an index into a *fragment descriptor table*. Each entry in the fragment descriptor table describes the fragment that are free for that corresponding map entry.

The fragment descriptor table is defined in `ffs_tables.c` as,

```

ffs/ffs/ffs_tables.c

60 /*
61 * Given a block map bit pattern, the frag tables tell whether a
62 * particular size fragment is available.
63 *
64 * used as:
65 * if ((1 << (size - 1)) & fragtbl[fs->fs_frag][map] {
66 *     at least one fragment of the indicated size is available

```

```

67 * }
68 *
69 * These tables are used by the scanc instruction on the VAX to
70 * quickly find an appropriate fragment.
71 */
72 const u_char fragtbl124[256] = {
73     0x00, 0x16, 0x16, 0x2a, 0x16, 0x16, 0x26, 0x4e,
...
104     0x9e, 0x9e, 0x9e, 0xbe, 0xaa, 0xbe, 0xce, 0x8a,
105 };
106
107 const u_char fragtbl8[256] = {
108     0x00, 0x01, 0x01, 0x02, 0x01, 0x01, 0x02, 0x04,
...
139     0x10, 0x11, 0x11, 0x12, 0x20, 0x21, 0x40, 0x80,
140 };
141
142 /*
143 * The actual fragtbl array.
144 */
145 const u_char * const fragtbl[MAXFRAG + 1] = {
146     0, fragtbl124, fragtbl124, 0, fragtbl124, 0, 0, 0, fragtbl8,
147 };

```

----- ffs/ffs/ffs_tables.c

The `ffs_mapsearch` function that implements this algorithm is

```

----- ffs/ffs/ffs_alloc.c
1708 /*
1709 * Find a block of the specified size in the specified cylinder group.
1710 *
1711 * It is a panic if a request is made to find a block if none are
1712 * available.
1713 */
1714 static ufs_daddr_t
1715 ffs_mapsearch(fs, cgp, bpref, allocsiz)
1716     struct fs *fs;
1717     struct cg *cgp;
1718     ufs_daddr_t bpref;
1719     int allocsiz;
1720 {
1721     ufs_daddr_t bno;
1722     int start, len, loc, i;
1723     int blk, field, subfield, pos;
1724     int ostart, olen;
1725 #ifdef FFS_EI
1726     const int needswap = UFS_FSNEEDSWAP(fs);
1727 #endif
1728
1729     /*
1730     * find the fragment by searching through the free block
1731     * map for an appropriate bit pattern
1732     */

```

```

1733     if (bpref)
1734         start = dtogd(fs, bpref) / NBBY;
1735     else
1736         start = ufs_rw32(cgp->cg_frotor, needswap) / NBBY;
1737     len = howmany(fs->fs_fpg, NBBY) - start;
1738     ostart = start;
1739     olen = len;
1740     loc = scanc((u_int)len,
1741               (const u_char *)&cg_blkfree(cgp, needswap)[start],
1742               (const u_char *)fragtbl[fs->fs_frag],
1743               (1 << (allocsiz - 1 + (fs->fs_frag & (NBBY - 1)))));
1744     if (loc == 0) {
1745         len = start + 1;
1746         start = 0;
1747         loc = scanc((u_int)len,
1748                   (const u_char *)&cg_blkfree(cgp, needswap)[0],
1749                   (const u_char *)fragtbl[fs->fs_frag],
1750                   (1 << (allocsiz - 1 + (fs->fs_frag & (NBBY - 1)))));
1751         if (loc == 0) {
1752             printf("start = %d, len = %d, fs = %s\n",
1753                   ostart, olen, fs->fs_fsmnt);
1754             printf("offset=%d %ld\n",
1755                   ufs_rw32(cgp->cg_freeoff, needswap),
1756                   (long)cg_blkfree(cgp, needswap) - (long)cgp);
1757             panic("ffs_alloccg: map corrupted");
1758             /* NOTREACHED */
1759         }
1760     }
1761     bno = (start + len - loc) * NBBY;
1762     cgp->cg_frotor = ufs_rw32(bno, needswap);
1763     /*
1764     * found the byte in the map
1765     * sift through the bits to find the selected frag
1766     */
1767     for (i = bno + NBBY; bno < i; bno += fs->fs_frag) {
1768         blk = blkmap(fs, cg_blkfree(cgp, needswap), bno);
1769         blk <<= 1;
1770         field = around[allocsiz];
1771         subfield = inside[allocsiz];
1772         for (pos = 0; pos <= fs->fs_frag - allocsiz; pos++) {
1773             if ((blk & field) == subfield)
1774                 return (bno + pos);
1775             field <<= 1;
1776             subfield <<= 1;
1777         }
1778     }
1779     printf("bno = %d, fs = %s\n", bno, fs->fs_fsmnt);
1780     panic("ffs_alloccg: block not in map");
1781     return (-1);
1782 }

```

 ffs/ffs/ffs_alloc.c

where the `scanc` function is defined in `lib/libkern/scanc.c` as,

```

----- lib/libkern/scanc.c
41 int
42 scanc(u_int size, const u_char *cp, const u_char table[], int mask)
43 {
44     const u_char *end = &cp[size];
45
46     while (cp < end && (table[*cp] & mask) == 0)
47         cp++;
48     return (end - cp);
49 }
----- lib/libkern/scanc.c

```

Notice **line 1740-1760** of `ffs_mapsearch` function. The first part scans from `start` to `len`. The second part scans from 0 to `start`.

10.6.8 Rotational Layout Table

10.7 Inode Allocation Mechanism

10.7.1 Global Policy: `ffs_valloc`

```

/*
 * Allocate an inode in the file system.
 *
 * If allocating a directory, use ffs_dirpref to select the inode.
 * If allocating in a directory, the following hierarchy is followed:
 * 1) allocate the preferred inode.
 * 2) allocate an inode in the same cylinder group.
 * 3) quadratically rehash into other cylinder groups, until an
 *    available inode is located.
 * If no inode preference is given the following hierarchy is used
 * to allocate an inode:
 * 1) allocate an inode in cylinder group 0.
 * 2) quadratically rehash into other cylinder groups, until an
 *    available inode is located.
 */
ffs_valloc(v)
{
    // If allocating a directory, use ffs_dirpref to select the inode.

    if ((mode & IFMT) == IFDIR)
        ipref = ffs_dirpref(pip);

    // Set preferred inode and cylinder group according to the above rules.

    ipref = .....;
    cg = .....;

    // Try to allocate

    ffs_hashalloc( ffs_nodealloccg );
}

```

10.7.2 Local Policy 1: ffs_dirpref

```

/*
 * Find a cylinder group in which to place a directory.
 *
 * The policy implemented by this algorithm is to allocate a
 * directory inode in the same cylinder group as its parent
 * directory, but also to reserve space for its files inodes
 * and data. Restrict the number of directories which may be
 * allocated one after another in the same cylinder group
 * without intervening allocation of files.
 *
 * If we allocate a first level directory then force allocation
 * in another cylinder group.
 */
static ino_t
ffs_dirpref(pip)
{
    .....
}

```

10.7.3 Local Policy 2: ffs_nodealloccg

```

/*
 * Determine whether an inode can be allocated.
 *
 * Check to see if an inode is available, and if it is,
 * allocate it using the following policy:
 * 1) allocate the requested inode.
 * 2) allocate the next available inode after the requested
 *     inode in the specified cylinder group.
 */
static ufs_daddr_t
ffs_nodealloccg(ip, cg, ipref, mode)
{
    .....
}

```

10.8 Synchronous Operations

To ensure that the on-disk state of the filesystem can always be returned to a consistent state, the system must do three operations synchronously.

- Write a newly allocated inode to disk before its name is entered into a directory containing the file indicated by the inode.
- Remove a directory name before the inode is deallocated.
- Write a deallocated inode to disk before its blocks are placed into the cylinder group free list.

10.9 Filesystem Semantics

10.9.1 Large File Sizes

4.4BSD FFS support 64-bit file size. However, the interface to the filesystem is still limited to 31-bit sizes !

This is not quite enough for modern enormous storage systems. Therefore if we want to extend it to 128-bit file size, we should redefine `off_t` type and make many changes to FFS functions that implement system calls including, but not limited to,

- `lseek`
- `stat`, `fstat`, `lstat`
- `truncate`
- `mmap`
- `getrlimit`, `setrlimit`

10.10 References to Source Code

10.10.1 `fs.h` - 574 lines

Type Definitions

<code>struct fs</code>	Superblock
<code>struct csum</code>	Cylinder group summary information
<code>struct cg</code>	Cylinder hroup
<code>struct ocg</code>	Old cylinder hroup
<code>struct appleufslabel</code>	Apple UFS superblock

Macro Functions

<code>fs_posttbl(fs, cylno)</code>	Get the base address of positional layout table
<code>fs_rottbl(fs)</code>	Get blocks for each rotation
<code>CGSIZE(fs)</code>	Get the size of a cylinder group
<code>fs_cs(fs, indx)</code>	Get the base address of cylinder group summary info
[Macros for access to cylinder group without regard to superblock version]	
<code>cg_blktot(cgp, ns)</code>	Get the block totals per cylinder
<code>cg_blks(fs, cgp, cylno, ns)</code>	Get the base address of free block positions
<code>cg_inosused(cgp, ns)</code>	Get the base address of used inode map
<code>cg_blkfree(cgp, ns)</code>	Get the base address of free block map
<code>cg_chkmagic(cgp, ns)</code>	Get the filesystem version magic number
<code>cg_clustersfree(cgp, ns)</code>	Get base address of free cluster map
<code>cg_clustersum(cgp, ns)</code>	Get the counts of available clusters
[Converter between from filesystem block number and disk block address]	
<code>fsbtodb(fs, b)</code>	From the filesystem block to disk block
<code>dbtofsb(fs, b)</code>	Reverse

[Macros to locate things in cylinder groups]

cgbase(fs, c)	Locate the cylinder group base
cgdmin(fs, c)	Locate the data block
cgimin(fs, c)	Locate the inode block
cgsblock(fs, c)	Locate the superblock
cgtod(fs, c)	Locate the cylinder group block itself
cgstart(fs, c)	Locate the cylinder start some after base

[Convert inode number to some other things]

ino_to_cg(fs, x)	Convert to cylinder group number
ino_to_fsba(fs, x)	Convert to ??????????
ino_to_fsbo(fs, x)	Convert to ??????????

[Convert filesystem block number to some other things]

dtog(fs, d)	Convert to cylinder group number
dtogd(fs, d)	Convert to cylinder group block number

[?]

blkmap(fs, map, loc)	?
cbtocylno(fs, bno)	?
cbtorpos(fs, bno)	?

[Determine the number of available frags given a percent to hold in reserve]

freespace(fs, percentreserv) ?

[Determining the size of a file block in the file system]

blksize(fs, ip, lbn)	?
dblksize(fs, dip, lbn)	?

[Convert something into the number of sectors]

NSPB(fs)	Convert a block size
NSPF(fs)	Convert a sector size

[Convert something into the number of inodes]

INOPB(fs)	Convert a block size
INOPF(fs)	Convert a fragment size

[Misc.]

blkoff(fs, loc)	/* calculates (loc % fs->fs_bsize) */ \
fragoff(fs, loc)	/* calculates (loc % fs->fs_fsize) */ \
lblktofs(fs, blk)	/* calculates ((off_t)blk * fs->fs_bsize) */ \
lblkno(fs, loc)	/* calculates (loc / fs->fs_bsize) */ \
numfrags(fs, loc)	/* calculates (loc / fs->fs_fsize) */ \
blkroundup(fs, size)	/* calculates roundup(size, fs->fs_bsize) */ \

```

fragroundup(fs, size)      /* calculates roundup(size, fs->fs_fsize) */ \
fragstoblks(fs, frags)   /* calculates (frags / fs->fs_frag) */ \
blkstofrags(fs, blks)    /* calculates (blks * fs->fs_frag) */ \
fragnum(fs, fsb)         /* calculates (fsb % fs->fs_frag) */ \
blknum(fs, fsb)          /* calculates roundup(fsb, fs->fs_frag) */ \

NINDIR(fs)                [?] Number of indirects in a file system block

```

10.10.2 ffs_vfsops.c - 1518 lines, 18 functions

Global Variables

```

ffs_vnodeopv_descs
ffs_vfsops
ffs_genfsops
ffs_inode_pool

```

Functions

```

ffs_mountroot
ffs_mount
ffs_reload
ffs_mountfs
ffs_oldfscompat
ffs_unmount
ffs_flushfiles
ffs_statfs
ffs_sync
ffs_vget           Read a FFS dinode using inode cache
ffs_fhtovp
ffs_vptofh
ffs_init
ffs_reinit
ffs_done
ffs_sysctl
ffs_sbupdate
ffs_cgupdate

```

10.10.3 ffs_vnops.c - 580 lines, 6 functions

Global Variables

```

ffs_vnodeop_opv_desc
ffs_specop_opv_desc
ffs_fifoop_opv_desc

```

Functions

```

ffs_fsync
ffs_full_fsync
ffs_reclaim
ffs_getpages
ffs_putpages
ffs_gop_size       Return the last logical file offset that should be written

```

10.10.4 ffs_alloc.c - 1895 lines, 18 functions**Gloval Variables**

none

Functions

[Block Allocation]

ffs_alloc	Provide a global policy for getting a new block
ffs_realloccg	Provide a global policy for extending an fragment
ffs_alloccg	Allocate a block or fragment with a local policy
ffs_fragextend	Extend an fragment
ffs_alloccgblk	Allocate a block in the specified cylinder group
ffs_blkpref	Guess a proper location of a new block
ffs_hashalloc	Implement cylinder overflow algorithm
ffs_reallocblks	Gather blocks together [Disabled Now]
ffs_clusteralloc	Determine whether a cluster can be allocated [Disabled Now]

[Inode Allocation]

ffs_valloc	Provide a global policy for allocating a new inode
ffs_dirpref	Guess a proper cylinder group for a new directory
ffs_nodealloccg	Allocate a new inode

[Block & Inode De-allocation]

ffs_blkfree	Free a block or fragment
ffs_vfree	Cover function for freeing an inode
ffs_freefile	Do the actual free operation for an inode

[Misc.]

ffs_mapsearch	Find a block or fragments of the specified size from a cyl.
ffs_clusteracct	Update the cluster map because of an allocation of free

[Debug]

ffs_fserr	Prints the name of a filesystem with an error diagnostic
-----------	--

10.10.5 ffs_balloc.c - 552 lines, 2 functions**Gloval Variables**

none

Functions

ffs_balloc	Non-UBC: Allocate a requested block or fragments
ffs_gop_alloc	UBC: Allocate blocks

10.10.6 ffs_inode.c - 582 lines, 3 functions**Gloval Variables**

none

Functions

ffs_update	Update the access, modified, and inode change time
ffs_truncate	Force the length of the inode to a specified value
ffs_indirtrunc	Called by ffs_truncate to deal indirect pointer

10.10.7 ffs_subr.c - 295 lines, 7 functions**Gloval Variables**

none

Functions

ffs_blkatoff	Return buffer with the contents of block
ffs_fragacct	Update Fragment Summary
ffs_isblock	Check if a block is available
ffs_isfreeblock	Check if a block is free
ffs_clrblock	Take a block out of the map
ffs_setblock	Put a block into the map
ffs_checkoverlap	Diagnostic

10.10.8 ffs_tables.c - 147 lines, 0 functions**Gloval Variables**

fragtbl	Fragment table for fast free fragment searching
---------	---

Functions

none

10.10.9 ffs_swap.c - 158 lines, 3 functions**Gloval Variables**

none

Functions

ffs_sb_swap	Adjust superblock for machine independent meta-data
ffs_dinode_swap	Adjust inode for machine independent meta-data
ffs_csum_swap	Adjust cyl group summary information for the same reason

Chapter 11

Mounting Root File System

In this chapter, the procedure involved in mounting root filesystem is described.

11.1 System Bootstrapping

After bootstrap, the system initialization is started in `main` function of `kern/init_main.c` as follows.

`main` function initialize the world, create process 0, mount root filesystem, and fork to create `init` and `pagedaemon`. Most of the hard work is done in the lower-level initialization routines including `start` function of `arch/sparc64/sparc64/locore.s`, which does memory initialization and autoconfiguration.

```
----- kern/init_main.c  
  
171 void  
172 main(void)  
173 {  
...  
188     /*  
189     * Initialize the current process pointer (curproc) before  
190     * any possible traps/probes to simplify trap processing.  
191     */  
...  
219     /* Initialize kqueues. */  
...  
235     /* Initialize the sysctl subsystem. */  
236     sysctl_init();  
237  
...  
248     /*  
249     * Create process 0 (the swapper).  
250     */  
...  
344     /* Configure virtual memory system, set vm rlimits. */  
345     uvm_init_limits(p);  
346  
347     /* Initialize the file systems. */  
...  
361     vfsinit();  
...
```

 kern/init_main.c

At **line 361**, virtual filesystem layer initialization is started by calling `vfsinit` function.

Note that before virtual filesystem layer is initialized, various system initializing procedure including creation of swapper and initialization of UVM[3] virtual memory system.

As we described at previous section, Virtual filesystem initialization is initiated in `main` function of `kern/init_main.c` which is practically the first function executed after machine bootstrap.

That function calls `vfsinit` function of `kern/vfs_init.c` which we studied in the previous chapter.

11.2 Before Mounting

Up to now, we followed execution of `main` function in `kern/init_main.c` just after kernel bootstrap. Now let keep going on analyzing `kern/init_main.c` just after we have traced.

We will show the whole source code that will be described in this section and then describe each part of it. To minimize the list, all optional parts (`ifdef` block) are removed.

 kern/init_main.c

```

363     /* Configure the system hardware. This will enable interrupts. */
364     configure();
365
366     ubc_init();           /* must be after autoconfig */
367
368     /* Lock the kernel on behalf of proc0. */
369     KERNEL_PROC_LOCK(p);
...
386     /* Attach pseudo-devices. */
387     for (pdev = pdevinit; pdev->pdev_attach != NULL; pdev++)
388         (*pdev->pdev_attach)(pdev->pdev_count);
389
390     /*
391     * Initialize protocols. Block reception of incoming packets
392     * until everything is ready.
393     */
394     s = splnet();
395     ifinit();
396     domaininit();
397     if_attachdomain();
398     splx(s);
...
405     /* Initialize system accounting. */
406     acct_init();
...
411     /*
412     * Initialize signal-related data structures, and signal state
413     * for proc0.
414     */
415     signal_init();

```



```
416     p->p_sigacts = &sigacts0;
417     siginit(p);
418
419     /* Kick off timeout driven events by calling first time. */
420     schedcpu(NULL);
421
422     /*
423      * Create process 1 (init(8)). We do this now, as Unix has
424      * historically had init be process 1, and changing this would
425      * probably upset a lot of people.
426      *
427      * Note that process 1 won't immediately exec init(8), but will
428      * wait for us to inform it that the root file system has been
429      * mounted.
430      */
431     if (fork1(p, 0, SIGCHLD, NULL, 0, start_init, NULL, NULL, &initproc))
432         panic("fork init");
433
434     /*
435      * Create any kernel threads who's creation was deferred because
436      * initproc had not yet been created.
437      */
438     kthread_run_deferred_queue();
439
440     /*
441      * Now that device driver threads have been created, wait for
442      * them to finish any deferred autoconfiguration. Note we don't
443      * need to lock this semaphore, since we haven't booted any
444      * secondary processors, yet.
445      */
446     while (config_pending)
447         (void) tsleep((void *)&config_pending, PWAIT, "cfpend", 0);
448
449     /*
450      * Finalize configuration now that all real devices have been
451      * found. This needs to be done before the root device is
452      * selected, since finalization may create the root device.
453      */
454     config_finalize();
455
456     /*
457      * Now that autoconfiguration has completed, we can determine
458      * the root and dump devices.
459      */
460     cpu_rootconf();
461     cpu_dumpconf();
462
463     /* Mount the root file system. */
464     do {
465         domountroothook();
466         if ((error = vfs_mountroot())) {
467             printf("cannot mount root, error = %d\n", error);
468             boothowto |= RB_ASKNAME;
469             setroot(root_device,
```

```

470             (rootdev != NODEV) ? DISKPART(rootdev) : 0);
471     }
472 } while (error != 0);
473 mountroothook_destroy();
474
475 CIRCLEQ_FIRST(&mountlist)->mnt_flag |= MNT_ROOTFS;
476 CIRCLEQ_FIRST(&mountlist)->mnt_op->vfs_refcount++;
477
478 /*
479  * Get the vnode for '/'. Set filedesc0.fd_fd.fd_cdir to
480  * reference it.
481  */
482 if (VFS_ROOT(CIRCLEQ_FIRST(&mountlist), &rootvnode))
483     panic("cannot find root vnode");
484 cwdi0.cwdi_cdir = rootvnode;
485 VREF(cwdi0.cwdi_cdir);
486 VOP_UNLOCK(rootvnode, 0);
487 cwdi0.cwdi_rdir = NULL;
488
489 /*
490  * Now that root is mounted, we can fixup initproc's CWD
491  * info. All other processes are kthreads, which merely
492  * share proc0's CWD info.
493  */
494 initproc->p_cwdi->cwdi_cdir = rootvnode;
495 VREF(initproc->p_cwdi->cwdi_cdir);
496 initproc->p_cwdi->cwdi_rdir = NULL;
497
498 /*
499  * Now can look at time, having had a chance to verify the time
500  * from the file system. Reset p->p_rtime as it may have been
501  * munched in mi_switch() after the time got set.
502  */
503 proclist_lock_read();
504 s = splsched();
505 for (p = LIST_FIRST(&allproc); p != NULL;
506     p = LIST_NEXT(p, p_list)) {
507     p->p_stats->p_start = mono_time = boottime = time;
508     if (p->p_cpu != NULL)
509         p->p_cpu->ci_schedstate.spc_runtime = time;
510     p->p_rtime.tv_sec = p->p_rtime.tv_usec = 0;
511 }
512 splx(s);
513 proclist_unlock_read();
514
515 /* Create the pageout daemon kernel thread. */
516 uvm_swap_init();
517 if (kthread_create1(uvm_pageout, NULL, NULL, "pagedaemon"))
518     panic("fork pagedaemon");
519
520 /* Create the process reaper kernel thread. */
521 if (kthread_create1(reaper, NULL, NULL, "reaper"))
522     panic("fork reaper");
523

```

```

524     /* Create the filesystem syncer kernel thread. */
525     if (kthread_create1(sched_sync, NULL, NULL, "ioflush"))
526         panic("fork syncer");
527
528     /* Create the aiodone daemon kernel thread. */
529     if (kthread_create1(uvm_aiodone_daemon, NULL, NULL, "aiodoned"))
530         panic("fork aiodoned");
531
...
536
537     /* Initialize exec structures */
538     exec_init(1);
539
...
544
545     /*
546      * Okay, now we can let init(8) exec!  It's off to userland!
547      */
548     start_init_exec = 1;
549     wakeup((void *)&start_init_exec);
550
551     /* The scheduler is an infinite loop. */
552     uvm_scheduler();
553     /* NOTREACHED */
554 }

```

kern/init_main.c

11.2.1 Creating stopped init process

line 366-421 is out of our concern, since it is not directly related with filesystem code. Where the `init` process is created is **line 422-432**

kernel level `fork1` function creates a new process out of `start_init` function of `init_main.c`, which is assumed to be the current process.

```

586 static void
587 start_init(void *arg)
588 {
...
604     /*
605      * Now in process 1.
606      */
607     strncpy(p->p_comm, "init", MAXCOMLEN);
608
609     /*
610      * Wait for main() to tell us that it's safe to exec.
611      */
612     while (start_init_exec == 0)
613         (void) tsleep((void *)&start_init_exec, PWAIT, "initexec", 0);

```

kern/init_main.c

After `main` function of `kern/init_main.c` mounts root filesystem, the temporarily stopped execution of `start_init` function at **line 612-613** is continued.

11.2.2 Finding Where is the Root File System

line 460-461 in main function of kern/init_main.c finds where the root filesystem are. It also finds where the dump device is.

cpu_rootconf function does the work and this function is machine dependent.

```

----- arch/sparc64/sparc64/autoconf.c

491 void
492 cpu_rootconf()
493 {
494     struct bootpath *bp;
495     struct device *bootdv;
496     int bootpartition;
497
498     bp = nbootpath == 0 ? NULL : &bootpath[nbootpath-1];
499     bootdv = bp == NULL ? NULL : bp->dev;
500     bootpartition = bootdv == NULL ? 0 : bp->val[2];
501
502     setroot(bootdv, bootpartition);
503 }
----- arch/sparc64/sparc64/autoconf.c

```

setroot function of kern/kern_subr.c set global variable struct device *root_device to proper value.

You may wonder how the root device specified in bootpath entry of Sparc PROM is delivered to nbootpath variable in line 498 of arch/sparc64/sparc64/autoconf.c. The answer is at configure function at the line 364 of kern/init_main.c. This configure function is,

```

----- kern/subr_autoconf.c

226 /*
227  * Configure the system's hardware.
228  */
229 void
230 configure(void)
231 {
232
233     /* Initialize data structures. */
234     config_init();
235
236 #ifdef USERCONF
237     if (boothowto & RB_USERCONF)
238         user_config();
239 #endif
240
241     /*
242     * Do the machine-dependent portion of autoconfiguration. This
243     * sets the configuration machinery here in motion by "finding"
244     * the root bus. When this function returns, we expect interrupts
245     * to be enabled.
246     */
247     cpu_configure();
248

```

```

249  /*
250  * Now that we've found all the hardware, start the real time
251  * and statistics clocks.
252  */
253  initclocks();
254
255  cold = 0;  /* clocks are running, we're warm now! */
256
257  /*
258  * Now callback to finish configuration for devices which want
259  * to do this once interrupts are enabled.
260  */
261  config_process_deferred(&interrupt_config_queue, NULL);
262  }

```

kern/subr_autoconf.c

This configure function calls machine dependent `cpu_configure` function of `arch/sparc64/sparc64/autoconf.c`,

```

458  /*
459  * Determine mass storage and memory configuration for a machine.
460  * We get the PROM's root device and make sure we understand it, then
461  * attach it as 'mainbus0'. We also set up to handle the PROM 'sync'
462  * command.
463  */
464  void
465  cpu_configure()
466  {
467
468      /* build the bootpath */
469      bootpath_build();
470
471  #if notyet
472      /* FIXME FIXME FIXME This is probably *WRONG!!!*/
473      OF_set_callback(sync_crash);
474  #endif
475
476      /* block clock interrupts and anything below */
477      splclock();
478      /* Enable device interrupts */
479      setpstate(getpstate() | PSTATE_IE);
480
481      if (config_rootfound("mainbus", NULL) == NULL)
482          panic("mainbus not configured");
483
484      /* Enable device interrupts */
485      setpstate(getpstate() | PSTATE_IE);
486
487      (void)spl0();
488  }

```

arch/sparc64/sparc64/autoconf.c

This `cpu_configure` function calls again `bootpath_build` function and this function reads `bootpath` entry of SPARC PROM !

----- arch/sparc64/sparc64/autoconf.c

```

274 static void
275 bootpath_build()
276 {
277     register char *cp, *pp;
278     register struct bootpath *bp;
279     register long chosen;
280     char buf[128];
281
282     bzero((void*)bootpath, sizeof(bootpath));
283     bp = bootpath;
284
285     /*
286      * Grab boot path from PROM
287      */
288     chosen = OF_finddevice("/chosen");
289     OF_getprop(chosen, "bootpath", buf, sizeof(buf));
290     cp = buf;
291     while (cp != NULL && *cp == '/') {
292         /* Step over '/' */
293         ++cp;
294         /* Extract name */
295         pp = bp->name;
296         while (*cp != '@' && *cp != '/' && *cp != '\0')
297             *pp++ = *cp++;
298         *pp = '\0';
299         if (*cp == '@') {
300             cp = str2hex(++cp, &bp->val[0]);
301             if (*cp == ',')
302                 cp = str2hex(++cp, &bp->val[1]);
303             if (*cp == ':')
304                 /* XXX - we handle just one char */
305                 bp->val[2] = *++cp - 'a', ++cp;
306         } else {
307             bp->val[0] = -1; /* no #'s: assume unit 0, no
308                          sbus offset/address */
309         }
310         ++bp;
311         ++nbootpath;
312     }
313     bp->name[0] = 0;
314
315     bootpath_print(bootpath);
316
317     /* Setup pointer to boot flags */
318     OF_getprop(chosen, "bootargs", buf, sizeof(buf));
319     cp = buf;
320
321     /* Find start of boot flags */
322     while (*cp) {
323         while(*cp == ' ' || *cp == '\t') cp++;

```

```

324     if (*cp == '-' || *cp == '\0')
325         break;
326     while(*cp != ' ' && *cp != '\t' && *cp != '\0') cp++;
327
328 }
329 if (*cp != '-')
330     return;
331
332 for (;*++cp;) {
333     int fl;
334
335     fl = 0;
336     BOOT_FLAG(*cp, fl);
337     if (!fl) {
338         printf("unknown option '%c'\n", *cp);
339         continue;
340     }
341     boothowto |= fl;
342
343     /* specialties */
344     if (*cp == 'd') {
345 #if defined(KGDB)
346         kgdb_debug_panic = 1;
347         kgdb_connect(1);
348 #elif defined(DDB)
349         Debugger();
350 #else
351         printf("kernel has no debugger\n");
352 #endif
353     } else if (*cp == 't') {
354         /* turn on traptrace w/o breaking into kdb */
355         extern int trap_trace_dis;
356
357         trap_trace_dis = 0;
358     }
359 }

```

- arch/sparc64/sparc64/autoconf.c

This function reads bootpath, from SPARC PROM, such as

```
bootpath: /sbus@1f,0/SUNW,fas@e,8800000/sd@0,0
```

and stores this machine dependent `struct bootpath` structure.

For the time being, it is sufficient for us only to know that after execution of `cpu_rootconf` function at **line 460** of `kern/init_main.c`, we obtain the location of the root device in global variable `struct device *root_device`. There is no need for us to analyze the very detail of this function, since we are only interested in filesystem related code ! Instead, we summarize how kernel finds root filesystem.

```

main() ..... (kern/init_main.c)
|
+--> configure() ..... (kern/subr_autoconf.c)
|
|   +--> cpu_configure() ..... (arch/sparc64/sparc64/autoconf.c)

```

```

|
|
|   +-> bootpath_build() ..... (arch/sparc64/sparc64/autoconf.c)
|
|           o set 'bootpath' variable from SPARC PROM 'bootpath' entry
|           o set 'boothowto' variable from SPARC PROM 'bootargs' entry
|
+-> cpu_rootconf() ..... (arch/sparc64/sparc64/autoconf.c)
|
|   o set 'bootdv' variable from 'bootpath' variable
|   o set 'bootpartition' variable from 'bootpath' variable
|
+-> setroot() ..... (kern/kern_subr.c)
|
|   o set 'rootdev', 'root_device', 'mountroot' variable

```

Pay attention the three variables that is set by `setroot` function.

1. `mountroot` pointer to function indicates the function to mount root filesystem. For example, if root filesystem is FFS, this function pointer is set to `ffs_mountroot` function of `ufs/ffs/ffs_vfsops.c`.

`mountroot` variable is defined in automatically generated `swapnetbsd.c` by `config` program as,

```

_____
arch/sparc64/compile/MY_KERNEL/swapnetbsd.c

1 #include <sys/param.h>
2 #include <sys/conf.h>
3
4 const char *rootspec = NULL;
5 dev_t    rootdev = NODEV;        /* wildcarded */
6
7 const char *dumpspec = NULL;
8 dev_t    dumpdev = NODEV;       /* unspecified */
9
10 int (*mountroot)(void) = NULL;

```

```

_____
arch/sparc64/compile/MY_KERNEL/swapnetbsd.c

```

where `rootspec`, `dumpdev` variable is set to other value, if you specified root device or dump device in kernel configuration file. If kernel configuration file set this variable to other values, it overrides the value of SPARC PROM's bootpath entry !

2. `rootdev` is major number of device driver controlling a storage device containing root file system. `dev_t` type is simply defined as `u_int32_t` in `/usr/include/sys/types.h`
3. `root_device` is defined as `structure device`. It contains device information corresponding to `rootdev` variable. `structure device` is defined in `sys/device.h` as,

```

_____ - sys/device.h

107 struct device {
108     enum    devclass dv_class;    /* this device's classification *

```



```

109     TAILQ_ENTRY(device) dv_list;    /* entry on list of all devices */
110     struct  cfdata *dv_cfdata;      /* config data that found us
111                                     (NULL if pseudo-device) */
112     struct  cfdriver *dv_cfdriver;  /* our cfdriver */
113     struct  cfattach *dv_cfattach;  /* our cfattach */
114     int     dv_unit;                /* device unit number */
115     char    dv_xname[16];           /* external name (name + unit) */
116     struct  device *dv_parent;      /* pointer to parent device
117                                     (NULL if pseudo- or root node) */
118     int     dv_flags;               /* misc. flags; see below */
119 };

```

----- sys/device.h

11.2.3 Executing Root Mount Hook

After somewhat long preparation after system bootstrap, the system is now ready to mount the root filesystem. **line 463-476** of `kern/init_main.c` does the work.

Root mount hook is a list of functions that should be called before root filesystem mount as a preparation process.

`mountroothook_establish` registers a function that should be executed before root filesystem, we can register with `mountroothook_establish`.
`domountroothook` executes all registered *root mount hook*.

For reference, we listed the source code below.

```

----- kern/kern_subr.c

504 /*
505  * "Mountroot hook" types, functions, and variables.
506  */
507
508 hook_list_t mountroothook_list;
509
510 void *
511 mountroothook_establish(fn, dev)
512     void (*fn) __P((struct device *));
513     struct device *dev;
514 {
515     return hook_establish(&mountroothook_list, (void (*)__P((void *)))fn,
516         dev);
517 }
518
519 void
520 mountroothook_disestablish(vhook)
521     void *vhook;
522 {
523     hook_disestablish(&mountroothook_list, vhook);
524 }
525
526 void
527 mountroothook_destroy()
528 {
529     hook_destroy(&mountroothook_list);

```

```

530 }
531
532 void
533 domountroothook()
534 {
535     struct hook_desc *hd;
536
537     LIST_FOREACH(hd, &mountroothook_list, hk_list) {
538         if (hd->hk_arg == (void *)root_device) {
539             (*hd->hk_fn)(hd->hk_arg);
540             return;
541         }
542     }
543 }

```

kern/kern.subr.c

where `hook_establish`, `hook_disestablish`, and `hook_destroy` functions are simply implemented in `kern/kern.subr.c` as,

kern/kern.subr.c

```

383 static void *
384 hook_establish(list, fn, arg)
385     hook_list_t *list;
386     void (*fn) __P((void *));
387     void *arg;
388 {
389     struct hook_desc *hd;
390
391     hd = malloc(sizeof(*hd), M_DEVBUF, M_NOWAIT);
392     if (hd == NULL)
393         return (NULL);
394
395     hd->hk_fn = fn;
396     hd->hk_arg = arg;
397     LIST_INSERT_HEAD(list, hd, hk_list);
398
399     return (hd);
400 }
401
402 static void
403 hook_disestablish(list, vhook)
404     hook_list_t *list;
405     void *vhook;
406 {
407 #ifdef DIAGNOSTIC
408     struct hook_desc *hd;
409
410     LIST_FOREACH(hd, list, hk_list) {
411         if (hd == vhook)
412             break;
413     }
414
415     if (hd == NULL)

```

```

416             panic("hook_disestablish: hook %p not established", vhook);
417 #endif
418     LIST_REMOVE((struct hook_desc *)vhook, hk_list);
419     free(vhook, M_DEVBUF);
420 }
421
422 static void
423 hook_destroy(list)
424     hook_list_t *list;
425 {
426     struct hook_desc *hd;
427
428     while ((hd = LIST_FIRST(list)) != NULL) {
429         LIST_REMOVE(hd, hk_list);
430         free(hd, M_DEVBUF);
431     }
432 }

```

kern/kern_subr.c

Those functions can be used by software RAID, since before mounting root filesystem, kernel should get information to mount root file system from the unconfigured RAID. That information from unconfigured RAID, can be obtained by mount root hook.

For more important, if you want to newly design any RAID-like filesystem, and want to mount it as a root filesystem, you may need to use *root mount hook*.

11.3 Let's Mount the Root File System !

11.3.1 Telling the VFS to Mount the Root Filesystem

In this section, we will show how VFS calls a FFS function for mounting root filesystem. For you reference, we again shows the code mounting root file system: the **line 464-476** of kern/init_main.c.

```

463     /* Mount the root file system. */
464     do {
465         domountroothook();
466         if ((error = vfs_mountroot())) {
467             printf("cannot mount root, error = %d\n", error);
468             boothowto |= RB_ASKNAME;
469             setroot(root_device,
470                 (rootdev != NODEV) ? DISKPART(rootdev) : 0);
471         }
472     } while (error != 0);
473     mountroothook_destroy();

```

kern/init_main.c

`vfs_mountroot` function of kern/vfs_subr.c does the work and its source code is

kern/vfs_subr.c

```

2549 /*
2550  * Mount the root file system.  If the operator didn't specify a
2551  * file system to use, try all possible file systems until one
2552  * succeeds.
2553  */
2554 int
2555 vfs_mountroot()
2556 {
2557     struct vfsops *v;
2558
2559     if (root_device == NULL)
2560         panic("vfs_mountroot: root device unknown");
2561
2562     switch (root_device->dv_class) {
2563     case DV_IFNET:
2564         if (rootdev != NODEV)
2565             panic("vfs_mountroot: rootdev set for DV_IFNET "
2566                 "(0x%08x -> %d,%d)", rootdev,
2567                 major(rootdev), minor(rootdev));
2568         break;
2569
2570     case DV_DISK:
2571         if (rootdev == NODEV)
2572             panic("vfs_mountroot: rootdev not set for DV_DISK");
2573         break;
2574
2575     default:
2576         printf("%s: inappropriate for root file system\n",
2577             root_device->dv_xname);
2578         return (ENODEV);
2579     }
2580
2581     /*
2582     * If user specified a file system, use it.
2583     */
2584     if (mountroot != NULL)
2585         return ((*mountroot)());
2586
2587     /*
2588     * Try each file system currently configured into the kernel.
2589     */
2590     for (v = LIST_FIRST(&vfs_list); v != NULL; v = LIST_NEXT(v, vfs_list)) {
2591         if (v->vfs_mountroot == NULL)
2592             continue;
2593 #ifdef DEBUG
2594         printf("mountroot: trying %s...\n", v->vfs_name);
2595 #endif
2596         if ((*v->vfs_mountroot)() == 0) {
2597             printf("root file system type: %s\n", v->vfs_name);
2598             break;
2599         }
2600     }
2601
2602     if (v == NULL) {

```

```

2603             printf("no file system for %s", root_device->dv_xname);
2604             if (root_device->dv_class == DV_DISK)
2605                 printf(" (dev 0x%x)", rootdev);
2606             printf("\n");
2607             return (EFTYPE);
2608         }
2609         return (0);
2610 }

```

----- kern/vfs_subr.c

Suppose that the SPARC PROM bootpath entry is set to indicate a partition containing FFS filesystem. Then `mountroot` variable in **line 2585** of `kern/vfs_subr.c` is already set to `ffs_mountroot` function by `setroot` function. We described how `mountroot` variable is set, in the previous subsection.

Now we turn to `ffs_mountroot` function of `ufs/ffs/ffs_vfsops.c`.

----- ufs/ffs/ffs_vfsops.c

```

130 int
131 ffs_mountroot()
132 {
133     struct fs *fs;
134     struct mount *mp;
135     struct proc *p = curproc;          /* XXX */
136     struct ufsmount *ump;
137     int error;
138
139     if (root_device->dv_class != DV_DISK)
140         return (ENODEV);
141
142     /*
143      * Get vnodes for rootdev.
144      */
145     if (bdevvp(rootdev, &rootvp))
146         panic("ffs_mountroot: can't setup bdevvp's");
147
148     if ((error = vfs_rootmountalloc(MOUNT_FFS, "root_device", &mp))) {
149         vrel(rootvp);
150         return (error);
151     }
152     if ((error = ffs_mountfs(rootvp, mp, p)) != 0) {
153         mp->mnt_op->vfs_refcount--;
154         vfs_unbusy(mp);
155         free(mp, M_MOUNT);
156         vrel(rootvp);
157         return (error);
158     }
159     simple_lock(&mountlist_slock);
160     CIRCLEQ_INSERT_TAIL(&mountlist, mp, mnt_list);
161     simple_unlock(&mountlist_slock);
162     ump = VFSTOUFS(mp);
163     fs = ump->um_fs;
164     memset(fs->fs_fsmnt, 0, sizeof(fs->fs_fsmnt));
165     (void)copystr(mp->mnt_stat.f_mntonname, fs->fs_fsmnt, MNAMELEN - 1, 0);

```

```

166     (void)ffs_statfs(mp, &mp->mnt_stat, p);
167     vfs_unbusy(mp);
168     inittodr(fs->fs_time);
169     return (0);
170 }

```

ufs/ffs/ffs_vfsops.c

11.3.2 Getting Vnode for Root Device

11.3.3 Allocating Mount Structure

```

126 struct mount {
127     CIRCLEQ_ENTRY(mount) mnt_list;           /* mount list */
128     struct vfsops *mnt_op;                  /* operations on fs */
129     struct vnode *mnt_vnodecovered;        /* vnode we mounted on */
130     struct vnode *mnt_syncer;              /* syncer vnode */
131     struct vnodelist mnt_vnodelist;        /* list of vnodes this mount */
132     struct lock mnt_lock;                  /* mount structure lock */
133     int mnt_flag;                          /* flags */
134     int mnt_maxsymlinklen;                /* max size of short symlink */
135     int mnt_fs_bshift;                    /* offset shift for lblkno */
136     int mnt_dev_bshift;                   /* shift for device sectors */
137     struct statfs mnt_stat;               /* cache of filesystem stats */
138     void *mnt_data;                       /* private data */
139     int mnt_wcnt;                         /* count of vfs_busy waiters */
140     struct proc *mnt_unmounter;          /* who is unmounting */
141 };

```

11.3.4 Reading Superblock

```

171 /*
172  * Super block for an FFS file system in memory.
173  */
174 struct fs {
175     int32_t fs_firstfield;                 /* historic file system linked list, */
176     int32_t fs_unused_1;                  /* used for incore super blocks */
177     ufs_daddr_t fs_sblkno;                /* addr of super-block in filesys */
178     ufs_daddr_t fs_cblkno;                /* offset of cyl-block in filesys */
179     ufs_daddr_t fs_iblkno;                /* offset of inode-blocks in filesys */
180     ufs_daddr_t fs_dblkno;                /* offset of first data after cg */
181     int32_t fs_cgoffset;                  /* cylinder group offset in cylinder */
182     int32_t fs_cgmask;                   /* used to calc mod fs_ntrak */
183     int32_t fs_time;                      /* last time written */
184     int32_t fs_size;                      /* number of blocks in fs */
185     int32_t fs_dsize;                     /* number of data blocks in fs */
186     int32_t fs_ncg;                       /* number of cylinder groups */
187     int32_t fs_bsize;                     /* size of basic blocks in fs */
188     int32_t fs_fsize;                     /* size of frag blocks in fs */
189     int32_t fs_frag;                      /* number of frags in a block in fs */
190 /* these are configuration parameters */

```

```

191     int32_t  fs_minfree;          /* minimum percentage of free blocks */
192     int32_t  fs_rotdelay;        /* num of ms for optimal next block */
193     int32_t  fs_rps;            /* disk revolutions per second */
194 /* these fields can be computed from the others */
195     int32_t  fs_bmask;          /* 'blkoff' calc of blk offsets */
196     int32_t  fs_fmash;         /* 'fragoff' calc of frag offsets */
197     int32_t  fs_bshift;        /* 'lblkno' calc of logical blkno */
198     int32_t  fs_fshift;        /* 'numfrags' calc number of frags */
199 /* these are configuration parameters */
200     int32_t  fs_maxcontig;      /* max number of contiguous blks */
201     int32_t  fs_maxbpg;        /* max number of blks per cyl group */
202 /* these fields can be computed from the others */
203     int32_t  fs_fragshift;     /* block to frag shift */
204     int32_t  fs_fsbtodb;       /* fsbtodb and dbtofsb shift constant */
205     int32_t  fs_sbsize;        /* actual size of super block */
206     int32_t  fs_csmask;        /* csum block offset (now unused) */
207     int32_t  fs_csshift;       /* csum block number (now unused) */
208     int32_t  fs_nindir;        /* value of NINDIR */
209     int32_t  fs_inopb;         /* value of INOPB */
210     int32_t  fs_nspf;          /* value of NSPF */
211 /* yet another configuration parameter */
212     int32_t  fs_optim;         /* optimization preference, see below */
213 /* these fields are derived from the hardware */
214     int32_t  fs_npsect;        /* # sectors/track including spares */
215     int32_t  fs_interleave;    /* hardware sector interleave */
216     int32_t  fs_trackskew;     /* sector 0 skew, per track */
217 /* fs_id takes the space of the unused fs_headswitch and fs_trkseek fields */
218     int32_t  fs_id[2];         /* unique file system id */
219 /* sizes determined by number of cylinder groups and their sizes */
220     ufs_daddr_t fs_csaddr;     /* blk addr of cyl grp summary area */
221     int32_t  fs_cssize;        /* size of cyl grp summary area */
222     int32_t  fs_cgsize;        /* cylinder group size */
223 /* these fields are derived from the hardware */
224     int32_t  fs_ntrak;         /* tracks per cylinder */
225     int32_t  fs_nsect;        /* sectors per track */
226     int32_t  fs_spc;          /* sectors per cylinder */
227 /* this comes from the disk driver partitioning */
228     int32_t  fs_ncyl;         /* cylinders in file system */
229 /* these fields can be computed from the others */
230     int32_t  fs_cpg;          /* cylinders per group */
231     int32_t  fs_ipg;          /* inodes per group */
232     int32_t  fs_fpg;          /* blocks per group * fs_frag */
233 /* this data must be re-computed after crashes */
234     struct   csum fs_cstotal;   /* cylinder summary information */
235 /* these fields are cleared at mount time */
236     int8_t   fs_fmod;         /* super block modified flag */
237     int8_t   fs_clean;        /* file system is clean flag */
238     int8_t   fs_ronly;        /* mounted read-only flag */
239     int8_t   fs_flags;        /* see FS_ flags below */
240     u_char   fs_fsmnt[MAXMNTLEN]; /* name mounted on */
241 /* these fields retain the current block allocation info */
242     int32_t  fs_cgrotor;       /* last cg searched (UNUSED) */
243     void     *fs_ocsp[NOCSPTRS]; /* padding; was list of fs_cs buffers */
244     u_int16_t *fs_contigdirs;  /* # of contiguously allocated dirs */

```

```

245     struct csum *fs_csp;                /* cg summary info buffer for fs_cs */
246     int32_t *fs_maxcluster;            /* max cluster in each cyl group */
247     int32_t fs_cpc;                    /* cyl per cycle in postbl */
248     int16_t fs_opostbl[16][8];         /* old rotation block list head */
249     int32_t fs_snapinum[20];          /* RESERVED for snapshot inode nums */
250     int32_t fs_avgfilesize;           /* expected average file size */
251     int32_t fs_avgfpdir;              /* expected # of files per directory */
252     int32_t fs_sparecon[26];          /* RESERVED for future constants */
253     int32_t fs_pendingblocks;         /* blocks in process of being freed */
254     int32_t fs_pendinginodes;        /* inodes in process of being freed */
255     int32_t fs_contigsumsize;         /* size of cluster summary array */
256     int32_t fs_maxsymlinklen;        /* max length of an internal symlink */
257     int32_t fs_inodefmt;              /* format of on-disk inodes */
258     u_int64_t fs_maxfilesize;         /* maximum representable file size */
259     int64_t fs_qbmask;                 /* ~fs_bmask for use with 64-bit size */
260     int64_t fs_qfmask;                 /* ~fs_fmask for use with 64-bit size */
261     int32_t fs_state;                  /* validate fs_clean field (UNUSED) */
262     int32_t fs_postblformat;          /* format of positional layout tables */
263     int32_t fs_nrpos;                 /* number of rotational positions */
264     int32_t fs_postbloff;             /* (u_int16) rotation block list head */
265     int32_t fs_rotbloff;              /* (u_int8) blocks for each rotation */
266     int32_t fs_magic;                 /* magic number */
267     u_int8_t fs_space[1];             /* list of blocks for each rotation */
268 /* actually longer */
--- ufs/ffs/fs.h

71 /* This structure describes the UFS specific mount structure data. */
72 struct ufsmount {
73     struct mount *um_mountp;          /* filesystem vfs structure */
74     dev_t um_dev;                     /* device mounted */
75     struct vnode *um_devvp;           /* block device mounted vnode */
76     u_int32_t um_flags;                /* UFS-specific flags - see below
77     union {                            /* pointer to superblock */
78         struct fs *fs;                 /* FFS */
79         struct lfs *lfs;               /* LFS */
80         struct m_ext2fs *e2fs;        /* EXT2FS */
81     } ufsmount_u;
82 #define um_fs ufsmount_u.fs
83 #define um_lfs ufsmount_u.lfs
84 #define um_e2fs ufsmount_u.e2fs
85 #define um_e2fsb ufsmount_u.e2fs->s_es
86
87     struct vnode *um_quotas[MAXQUOTAS]; /* pointer to quota files */
88     struct ucred *um_cred[MAXQUOTAS];   /* quota file access cred */
89     u_long um_nindir;                   /* indirect ptrs per block */
90     u_long um_lognindir;                 /* log2 of um_nindir */
91     u_long um_bpstrtodb;                 /* indir ptr to disk block */
92     u_long um_seqinc;                    /* inc between seq blocks */
93     time_t um_btime[MAXQUOTAS];        /* block quota time limit */
94     time_t um_itime[MAXQUOTAS];        /* inode quota time limit */
95     char um_qflags[MAXQUOTAS];          /* quota specific flags */
96     struct netexport um_export;          /* export information */
97     u_int64_t um_savedmaxfilesize;      /* XXX - limit maxfilesize */

```



```
    98 };  
--- ufs/ufsmount.h
```

11.3.5 Mount !

11.4 What Must Be Done after Mount ?

11.4.1 Find vnode for '/' — root directory

11.4.2 Set current working directory of init process

11.4.3 Check File System Time

11.4.4 Create Kernel Threads about File System

11.4.5 Start Up init processor

Part III

Storage Systems

Chapter 12

Storage Device

In this chapter, we describes how we can manages to storage devices such as SCSI hard disk drives.

12.1 Generic Disk Framework

The NetBSD generic disk framework is designed to provide flexible, scalable, and consistent handling of disk state and metrics information.

12.1.1 disk Structure

The fundamental component of this framework is the `disk` structure, which is defined in as follows:

```
----- sys/disk.h  
  
100 struct disk {  
101     TAILQ_ENTRY(disk) dk_link;    /* link in global disklist */  
102     char                *dk_name;  /* disk name */  
103     int                 dk_bopenmask; /* block devices open */  
104     int                 dk_copenmask; /* character devices open */  
105     int                 dk_openmask; /* composite (bopen|copen) */  
106     int                 dk_state;   /* label state   ### */  
107     int                 dk_blkshift; /* shift to convert DEV_BSIZE to blks */  
108     int                 dk_byteshift; /* shift to convert bytes to blks */  
109  
110     /*  
111     * Metrics data; note that some metrics may have no meaning  
112     * on certain types of disks.  
113     */  
114     int                 dk_busy;    /* busy counter */  
115     u_int64_t           dk_rxfer;    /* total number of read transfers */  
116     u_int64_t           dk_wxfer;    /* total number of write transfers */  
117     u_int64_t           dk_seek;    /* total independent seek operations */  
118     u_int64_t           dk_rbytes;   /* total bytes read */  
119     u_int64_t           dk_wbytes;   /* total bytes written */  
120     struct timeval      dk_attachtime; /* time disk was attached */  
121     struct timeval      dk_timestamp; /* timestamp of last unbusy */  
122     struct timeval      dk_time;     /* total time spent busy */  
123 }
```

```

124     struct dkdriver *dk_driver;    /* pointer to driver */
125
126     /*
127     * Disk label information. Storage for the in-core disk label
128     * must be dynamically allocated, otherwise the size of this
129     * structure becomes machine-dependent.
130     */
131     daddr_t      dk_labelsector;    /* sector containing label */
132     struct disklabel *dk_label;    /* label */
133     struct cpu_disklabel *dk_cpulabel;
134 };

```

sys/disk.h

The system maintains a global linked-list of all disks attached to the system. This list, called `disklist`, may grow or shrink over time as disks are dynamically added and removed from the system. Drivers which currently make use of the detachment capability of the framework are the `ccd` and `vnd` pseudo-device drivers.

12.1.2 Disk Interfaces

<code>disk_init()</code>	Initialize the <code>disklist</code> and other data structures used by the framework. Called by <code>main()</code> before autoconfiguration.
<code>disk_attach()</code>	Attach a disk; allocate storage for the <code>disklabel</code> , set the ‘‘attached time’’ timestamp, insert the disk into the <code>disklist</code> , and increment the system disk count.
<code>disk_detach()</code>	Detach a disk; free storage for the <code>disklabel</code> , remove the disk from the <code>disklist</code> , and decrement the system disk count. If the count drops below zero, panic.
<code>disk_busy()</code>	Increment the disk’s ‘‘busy counter’’. If this counter goes from 0 to 1, set the timestamp corresponding to this transfer.
<code>disk_unbusy()</code>	Decrement a disk’s busy counter. If the count drops below zero, panic. Get the current time, subtract it from the disk’s timestamp, and add the difference to the disk’s running total. Set the disk’s timestamp to the current time. If the provided byte count is greater than 0, add it to the disk’s running total and increment the number of transfers performed by the disk.
<code>disk_resetstat()</code>	Reset the running byte, transfer, and time totals.
<code>disk_find()</code>	Return a pointer to the disk structure corresponding to the name provided, or <code>NULL</code> if the disk does not exist.

`disk_attach` function

kern/disk_subr.c

```

206 /*
207  * Attach a disk.
208  */
209 void
210 disk_attach(struct disk *diskp)
211 {
212     int s;
213
214     /*
215      * Allocate and initialize the disklabel structures. Note that
216      * it's not safe to sleep here, since we're probably going to be
217      * called during autoconfiguration.
218      */
219     diskp->dk_label = malloc(sizeof(struct disklabel), M_DEVBUF, M_NOWAIT);
220     diskp->dk_cpulabel = malloc(sizeof(struct cpu_disklabel), M_DEVBUF,
221                               M_NOWAIT);
222     if ((diskp->dk_label == NULL) || (diskp->dk_cpulabel == NULL))
223         panic("disk_attach: can't allocate storage for disklabel");
224
225     memset(diskp->dk_label, 0, sizeof(struct disklabel));
226     memset(diskp->dk_cpulabel, 0, sizeof(struct cpu_disklabel));
227
228     /*
229      * Set the attached timestamp.
230      */
231     s = splclock();
232     diskp->dk_attachtime = mono_time;
233     splx(s);
234
235     /*
236      * Link into the disklist.
237      */
238     simple_lock(&disklist_slock);
239     TAILQ_INSERT_TAIL(&disklist, diskp, dk_link);
240     simple_unlock(&disklist_slock);
241     ++disk_count;
242 }

```

kern/disk_subr.c

disk_busy function

```

267 /*
268  * Increment a disk's busy counter. If the counter is going from
269  * 0 to 1, set the timestamp.
270  */
271 void
272 disk_busy(struct disk *diskp)
273 {
274     int s;
275
276     /*
277      * XXX We'd like to use something as accurate as microtime(),

```

```

278     * but that doesn't depend on the system TOD clock.
279     */
280     if (diskp->dk_busy++ == 0) {
281         s = splclock();
282         diskp->dk_timestamp = mono_time;
283         splx(s);
284     }
285 }

```

disk_unbusy function

```

287 /*
288  * Decrement a disk's busy counter, increment the byte count, total busy
289  * time, and reset the timestamp.
290  */
291 void
292 disk_unbusy(struct disk *diskp, long bcount, int read)
293 {
294     int s;
295     struct timeval dv_time, diff_time;
296
297     if (diskp->dk_busy-- == 0) {
298         printf("%s: dk_busy < 0\n", diskp->dk_name);
299         panic("disk_unbusy");
300     }
301
302     s = splclock();
303     dv_time = mono_time;
304     splx(s);
305
306     timersub(&dv_time, &diskp->dk_timestamp, &diff_time);
307     timeradd(&diskp->dk_time, &diff_time, &diskp->dk_time);
308
309     diskp->dk_timestamp = dv_time;
310     if (bcount > 0) {
311         if (read) {
312             diskp->dk_rbytes += bcount;
313             diskp->dk_rxfer++;
314         } else {
315             diskp->dk_wbytes += bcount;
316             diskp->dk_wxfer++;
317         }
318     }
319 }

```

disk_unbusy function

```

244 /*
245  * Detach a disk.
246  */
247 void
248 disk_detach(struct disk *diskp)
249 {
250
251     /*
252      * Remove from the disklist.
253      */
254     if (--disk_count < 0)
255         panic("disk_detach: disk_count < 0");
256     simple_lock(&disklist_slock);
257     TAILQ_REMOVE(&disklist, diskp, dk_link);
258     simple_unlock(&disklist_slock);
259
260     /*
261      * Free the space used by the disklabel structures.
262      */
263     free(diskp->dk_label, M_DEVBUF);
264     free(diskp->dk_cpulabel, M_DEVBUF);
265 }

```

12.1.3 Using the Framework

This section includes a description on basic use of the framework and example usage of its functions. Actual implementation of a device driver which utilizes the framework may vary.

A special routine, `disk_init`, is provided to perform basic initialization of data structures used by the framework. It is called exactly once by the system, in `main` function, before device autoconfiguration.

Attaching

Each device in the system uses a “softc” structure which contains autoconfiguration and state information for that device. In the case of disks, the softc should also contain one instance of the disk structure, e.g.:

```

struct foo_softc {
    struct device sc_dev;           /* generic device information */
    struct disk sc_dk;             /* generic disk information */
    [ . . . more . . . ]
};

```

In order for the system to gather metrics data about a disk, the disk must be registered with the system. The `disk_attach` routine performs all of the functions currently required to register a disk with the system including allocation of disklabel storage space, recording of the time since boot that the disk was attached, and insertion into the disklist. Note that since this function allocates storage space for the disklabel, it must be called before the disklabel is read from the media or used in any other way. Before `disk_attach` is called, a portions of the disk structure must be initialized with data specific to that disk. For example, in the “foo” disk driver, the following would be performed in the autoconfiguration “attach” routine:

```

void
fooattach(parent, self, aux)
    struct device *parent, *self;
    void *aux;
{
    struct foo_softc *sc = (struct foo_softc *)self;
    [ . . . ]

    /* Initialize and attach the disk structure. */
    sc->sc_dk.dk_driver = &foodkdriver;
    sc->sc_dk.dk_name = sc->sc_dev.dv_xname;
    disk_attach(&sc->sc_dk);

    /* Read geometry and fill in pertinent parts of disklabel. */
    [ . . . ]
}

```

The foodkdriver above is the disk's "driver" switch. This switch currently includes a pointer to the disk's "strategy" routine. This switch needs to have global scope and should be initialized as follows:

```

void    foostrategy(struct buf *);
struct  dkdriver foodkdriver = { foostrategy };

```

Gathering Metrics during Disk Operations

Once the disk is attached, metrics may be gathered on that disk. In order to gather metrics data, the driver must tell the framework when the disk starts and stops operations. This functionality is provided by the `disk_busy` and `disk_unbusy` routines. The `disk_busy` routine should be called immediately before a command to the disk is sent, e.g.:

```

void
foostart(sc)
    struct foo_softc *sc;
{
    [ . . . ]

    /* Get buffer from drive's transfer queue. */
    [ . . . ]

    /* Build command to send to drive. */
    [ . . . ]

    /* Tell the disk framework we're going busy. */
    disk_busy(&sc->sc_dk);

    /* Send command to the drive. */
    [ . . . ]
}

```

When `disk_busy` is called, a timestamp is taken if the disk's busy counter moves from 0 to 1, indicating the disk has gone from an idle to non-idle state. Note that `disk_busy` must be called at `splbio()`. At the end of a transaction, the `disk_unbusy` routine should be called. This routine performs some consistency checks, such as ensuring that the calls to `disk_busy` and `disk_unbusy` are balanced. This routine

also performs the actual metrics calculation. A timestamp is taken, and the difference from the timestamp taken in `disk_busy` is added to the disk's total running time. The disk's timestamp is then updated in case there is more than one pending transfer on the disk. A byte count is also added to the disk's running total, and if greater than zero, the number of transfers the disk has performed is incremented.

```

void
foodone(xfer)
    struct foo_xfer *xfer;
{
    struct foo_softc = (struct foo_softc *)xfer->xf_softc;
    struct buf *bp = xfer->xf_buf;
    long nbytes;
    [ . . . ]

    /*
     * Get number of bytes transfered.  If there is no buf
     * associated with the xfer, we are being called at the
     * end of a non-I/O command.
     */
    if (bp == NULL)
        nbytes = 0;
    else
        nbytes = bp->b_bcount - bp->b_resid;

    [ . . . ]

    /* Notify the disk framework that we've completed the transfer. */
    disk_unbusy(&sc->sc_dk, nbytes);

    [ . . . ]
}

```

Like `disk_busy`, `disk_unbusy` must be called at `splbio()`.

At some point a driver may wish to reset the metrics data gathered on a particular disk. For this function, the `disk_resetstat` routine is provided.

12.2 Disk Label

12.2.1 What does it have ?

Each disk or disk pack on a system may contain a disk label which provides detailed information about

- the geometry of the disk and
- the partitions into which the disk is divided.

It should be initialized when the disk is formatted, and may be changed later with the `disklabel(8)` program.

This information is used by

- the system disk driver and
- by the bootstrap program to determine how to program the drive and where to find the filesystems on the disk partitions.

- Additional information is used by the filesystem in order to use the disk most efficiently and to locate important filesystem information.

The description of each partition contains an identifier for the partition type (standard filesystem, swap area, etc.). The filesystem updates the in-core copy of the label if it contains incomplete information about the filesystem.

12.2.2 disklabel structure

```

sys/disklabel.h

98 struct disklabel {
99     u_int32_t d_magic;           /* the magic number */
100     u_int16_t d_type;           /* drive type */
101     u_int16_t d_subtype;       /* controller/d_type specific */
102     char      d_typename[16];   /* type name, e.g. "eagle" */
103
104     /*
105     * d_packname contains the pack identifier and is returned when
106     * the disklabel is read off the disk or in-core copy.
107     * d_boot0 and d_boot1 are the (optional) names of the
108     * primary (block 0) and secondary (block 1-15) bootstraps
109     * as found in /usr/mdec. These are returned when using
110     * getdiskbyname(3) to retrieve the values from /etc/disktab.
111     */
112     union {
113         char      un_d_packname[16]; /* pack identifier */
114         struct {
115             char *un_d_boot0; /* primary bootstrap name */
116             char *un_d_boot1; /* secondary bootstrap name */
117         } un_b;
118     } d_un;
119 #define d_packname      d_un.un_d_packname
120 #define d_boot0         d_un.un_b.un_d_boot0
121 #define d_boot1         d_un.un_b.un_d_boot1
122
123     /* disk geometry: */
124     u_int32_t d_sectsize;       /* # of bytes per sector */
125     u_int32_t d_nsectors;      /* # of data sectors per track */
126     u_int32_t d_ntracks;       /* # of tracks per cylinder */
127     u_int32_t d_ncylinders;     /* # of data cylinders per unit */
128     u_int32_t d_secpercyl;     /* # of data sectors per cylinder */
129     u_int32_t d_secperunit;    /* # of data sectors per unit */
130
131     /*
132     * Spares (bad sector replacements) below are not counted in
133     * d_nsectors or d_secpercyl. Spare sectors are assumed to
134     * be physical sectors which occupy space at the end of each
135     * track and/or cylinder.
136     */
137     u_int16_t d_sparepertrack;  /* # of spare sectors per track */
138     u_int16_t d_sparepercyl;   /* # of spare sectors per cylinder */
139     /*
140     * Alternative cylinders include maintenance, replacement,
141     * configuration description areas, etc.

```

```

142     */
143     u_int32_t d_acylinders;          /* # of alt. cylinders per unit */
144
145                                     /* hardware characteristics: */
146 /*
147  * d_interleave, d_trackskew and d_cylskew describe perturbations
148  * in the media format used to compensate for a slow controller.
149  * Interleave is physical sector interleave, set up by the
150  * formatter or controller when formatting. When interleaving is
151  * in use, logically adjacent sectors are not physically
152  * contiguous, but instead are separated by some number of
153  * sectors. It is specified as the ratio of physical sectors
154  * traversed per logical sector. Thus an interleave of 1:1
155  * implies contiguous layout, while 2:1 implies that logical
156  * sector 0 is separated by one sector from logical sector 1.
157  * d_trackskew is the offset of sector 0 on track N relative to
158  * sector 0 on track N-1 on the same cylinder. Finally, d_cylskew
159  * is the offset of sector 0 on cylinder N relative to sector 0
160  * on cylinder N-1.
161  */
162     u_int16_t d_rpm;                 /* rotational speed */
163     u_int16_t d_interleave;          /* hardware sector interleave */
164     u_int16_t d_trackskew;           /* sector 0 skew, per track */
165     u_int16_t d_cylskew;             /* sector 0 skew, per cylinder */
166     u_int32_t d_headswitch;         /* head switch time, usec */
167     u_int32_t d_trkseek;             /* track-to-track seek, usec */
168     u_int32_t d_flags;               /* generic flags */
169 #define NDDATA 5
170     u_int32_t d_drivedata[NDDATA];  /* drive-type specific information */
171 #define NSPARE 5
172     u_int32_t d_spare[NSPARE];       /* reserved for future use */
173     u_int32_t d_magic2;              /* the magic number (again) */
174     u_int16_t d_checksum;            /* xor of data incl. partitions */
175
176                                     /* filesystem and partition information: */
177     u_int16_t d_npartitions;         /* number of partitions in following */
178     u_int32_t d_bbsize;              /* size of boot area at sn0, bytes */
179     u_int32_t d_sbsize;              /* max size of fs superblock, bytes */
180     struct partition {               /* the partition table */
181         u_int32_t p_size;            /* number of sectors in partition */
182         u_int32_t p_offset;          /* starting sector */
183         union {
184             u_int32_t fsize; /* FFS, ADOS:
185                                filesystem basic fragment size */
186             u_int32_t cdsession; /* ISO9660: session offset */
187         } __partition_u2;
188 #define p_fsize        __partition_u2.fsize
189 #define p_cdsession    __partition_u2.cdsession
190     u_int8_t p_fstype;               /* filesystem type, see below */
191     u_int8_t p_frag;                 /* filesystem fragments per block */
192     union {
193         u_int16_t cpgrp; /* UFS: FS cylinders per group */
194         u_int16_t sgs; /* LFS: FS segment shift */
195     } __partition_u1;

```

```

196 #define p_cpg    __partition_u1.cpg
197 #define p_sgs    __partition_u1.sgs
198     } d_partitions[MAXPARTITIONS]; /* actually may be more */
199 };

```

----- sys/disklabel.h

and machine dependent definition in sparc64 architecture is,

12.2.3 Where is the Disk Label ?

The label is located in sector number LABELSECTOR of the drive, usually sector 0 where it may be found without any information about the disk geometry. It is at an offset LABELOFFSET from the beginning of the sector, to allow room for the initial bootstrap. The disk sector containing the label is normally made read-only so that it is not accidentally overwritten by pack-to-pack copies or swap operations; the DIOCWLABEL ioctl(2), which is done as needed by the disklabel(8) program.

LABELSECTOR and LABELOFFSET macros are machine-dependent parameter and defined in arch/sparc64/include/disklabel.h as

```

----- arch/sparc64/include/disklabel.h
1 /*      $NetBSD: disklabel.h,v 1.2 2002/07/20 11:52:21 mrg Exp $      */
2
3 #include <sparc/disklabel.h>

```

----- arch/sparc64/include/disklabel.h

where arch/sparc/include/disklabel.h is

```

----- arch/sparc/include/disklabel.h
36 #define LABELSECTOR    0                /* sector containing label */
37 #define LABELOFFSET    128              /* offset of label in sector */
38 #define MAXPARTITIONS  8                /* number of partitions */
39 #define RAW_PART        2                /* raw partition: xx?c */
40
41 struct cpu_disklabel {
42     char    cd_block[512];
43 };

```

----- arch/sparc/include/disklabel.h

12.2.4 General Disk Label Interfaces

```

/* get and set disklabel; DIOCGPART used internally */

DIOCGDINFO    _IOR('d', 101, struct disklabel) /* get */
DIOCSDINFO    _IOW('d', 102, struct disklabel) /* set */
DIOCWDINFO    _IOW('d', 103, struct disklabel) /* set, update disk */
DIOCGPART     _IOW('d', 104, struct partinfo)  /* get partition */

/* do format operation, read or write */

DIOCRFORMAT   _IOWR('d', 105, struct format_op)
DIOCWFORMAT   _IOWR('d', 106, struct format_op)

```

```

DIOCSSTEP      _IOW('d', 107, int)          /* set step rate */
DIOCSRETRIES   _IOW('d', 108, int)       /* set # of retries */
DIOCKLABEL     _IOW('d', 119, int)       /* keep/drop label on close? */
DIOCWLABEL     _IOW('d', 109, int)       /* write en/disable label */

DIOCSBAD       _IOW('d', 110, struct dkbad) /* set kernel dkbad */
DIOCEJECT      _IOW('d', 112, int)       /* eject removable disk */
ODIOCEJECT     _IO('d', 112)            /* eject removable disk */
DIOCLOCK       _IOW('d', 113, int)       /* lock/unlock pack */

/* get default label, clear label */

DIOCGDEFLABEL  _IOR('d', 114, struct disklabel)
DIOCCLRLABEL   _IO('d', 115)

/* disk cache enable/disable */

DIOCGCACHE     _IOR('d', 116, int)       /* get cache enables */
DIOCSCACHE     _IOW('d', 117, int)       /* set cache enables */

DKCACHE_READ   0x000001                 /* read cache enabled */
DKCACHE_WRITE  0x000002                 /* write(back) cache enabled */
DKCACHE_RCHANGE 0x000100                 /* read enable is changeable */
DKCACHE_WCHANGE 0x000200                 /* write enable is changeable */
DKCACHE_SAVE    0x010000                 /* cache parameters are savable/save them */

/* sync disk cache */

#define DIOCCACHESYNC _IOW('d', 118, int) /* sync cache (force?) */

```

Terms

in-core label: The content of disklabel which is read in memory.

on-disk label: The actual disklabel stored in storage device.

12.2.5 Reading Diak Label: DIOCGDINFO

A copy of the in-core label for a disk can be obtained with the DIOCGDINFO ioctl(2); this works with a file descriptor for a block or character (“raw”) device for any partition of the disk.

Reading in-core label means that the contents are not directly from storage device, but from the kernel structure which is filled when the storage device drive attaches the disk at the initial configuration stage.

dev/scsipi/sd.c

```

896 /*
897  * Perform special action on behalf of the user
898  * Knows about the internals of this device
899  */
900 int
901 sdiocctl(dev, cmd, addr, flag, p)
902     dev_t dev;

```

```

903     u_long cmd;
904     caddr_t addr;
905     int flag;
906     struct proc *p;
907 {
908     struct sd_softc *sd = sd_cd.cd_devs[SDUNIT(dev)];
909     struct scsipi_periph *periph = sd->sc_periph;
910     int part = SDPART(dev);
911     int error;
.....
946     switch (cmd) {
947     case DIOCGDINFO:
948         *(struct disklabel *)addr = *(sd->sc_dk.dk_label);
949         return (0);
.....

```

dev/scsipi/sd.c

12.2.6 Writing In-Core Disk Label: DIOCSINFO

The in-core copy of the label is set by the DIOCSINFO ioctl(2).

The kernel device drivers will not allow the size of a disk partition to be decreased or the offset of a partition to be changed while it is open. Some device drivers create a label containing only a single large partition if a disk is unlabeled; thus, the label must be written to the “a” partition of the disk while it is open. This sometimes requires the desired label to be set in two steps, the first one creating at least one other partition, and the second setting the label on the new partition while shrinking the “a” partition.

12.2.7 Writing On-Disk Disk Label: DIOCWDINFO

Finally, the DIOCWDINFO ioctl(2) operation sets the in-core label and then updates the on-disk label; there must be an existing label on the disk for this operation to succeed. Thus, the initial label for a disk or disk pack must be installed by writing to the raw disk. All of these operations are normally done using disklabel(8).

```

900 int
901 sdioctl(dev, cmd, addr, flag, p)
902     dev_t dev;
903     u_long cmd;
904     caddr_t addr;
905     int flag;
906     struct proc *p;
907 {
908     struct sd_softc *sd = sd_cd.cd_devs[SDUNIT(dev)];
909     struct scsipi_periph *periph = sd->sc_periph;
910     int part = SDPART(dev);
911     int error;
.....
946     switch (cmd) {
.....
966     case DIOCWDINFO:
967     case DIOCSINFO:

```



```

.....
972     {
973         struct disklabel *lp;
.....
982         lp = (struct disklabel *)addr;
983
984         if ((flag & FWRITE) == 0)
985             return (EBADF);
986
987         if ((error = sdlock(sd)) != 0)
988             return (error);
989         sd->flags |= SDF_LABELLING;
990
991         error = setdisklabel(sd->sc_dk.dk_label,
992                             lp, /*sd->sc_dk.dk_openmask : */0,
993                             sd->sc_dk.dk_cpulabel);
994         if (error == 0) {
995             if (cmd == DIOCWDINFO)
.....
1000                 error = writedisklabel(SDLABELDEV(dev),
1001                                         sdstrategy, sd->sc_dk.dk_label,
1002                                         sd->sc_dk.dk_cpulabel);
1003             }
1004             sd->flags &= ~SDF_LABELLING;
1005             sdunlock(sd);
1006             return (error);
1007         }
1008     }
.....

```

where `sdlock` and `sdunlock` is defined as

```

322 /*
323  * Wait interruptibly for an exclusive lock.
324  *
325  * XXX
326  * Several drivers do this; it should be abstracted and made MP-safe.
327  */
328 int
329 sdlock(sd)
330     struct sd_softc *sd;
331 {
332     int error;
333
334     while ((sd->flags & SDF_LOCKED) != 0) {
335         sd->flags |= SDF_WANTED;
336         if ((error = tsleep(sd, PRIBIO | PCATCH, "sdlck", 0)) != 0)
337             return (error);
338     }
339     sd->flags |= SDF_LOCKED;
340     return (0);
341 }

```

```

342
343 /*
344  * Unlock and wake up any waiters.
345  */
346 void
347 sdunlock(sd)
348     struct sd_softc *sd;
349 {
350
351     sd->flags &= ~SDF_LOCKED;
352     if ((sd->flags & SDF_WANTED) != 0) {
353         sd->flags &= ~SDF_WANTED;
354         wakeup(sd);
355     }
356 }

```

12.2.8 Restrictions of Disk Label in sparc64

On the sparc, sparc64, sun2 and sun3 NetBSD systems, the size of each partition must be a multiple of the number of sectors per cylinder (i.e. each partition must be an integer number of cylinders), or the boot ROMs will declare the label invalid and fail to boot the system.

If the disk partition is not specified in the disk name (i.e. “xy0” instead of “/dev/rxy0c”), `disklabel` will construct the full pathname of the disk and use the “a” partition on the tahoe, the “d” partition on i386 or hpcmips or arc, and the “c” partition on all others including sparc64.

On some machines the bootstrap code may not fit entirely in the area allocated for it by some filesystems. As a result, it may not be possible to have filesystems on some partitions of a “bootable” disk. When installing bootstrap code, `disklabel` checks for these cases. If the installed boot code would overlap a partition of type `FS_UNUSED` it is marked as type `FS_BOOT`. The `newfs(8)` utility will disallow creation of filesystems on `FS_BOOT` partitions. Conversely, if a partition has a type other than `FS_UNUSED` or `FS_BOOT`, `disklabel` will not install bootstrap code that overlaps it.

12.3 Concatenated Disk Driver

12.3.1 Structure

```

struct ccdbuf {
    struct buf      cb_buf;           /* new I/O buf */
    struct buf      *cb_obp;         /* ptr. to original I/O buf */
    struct ccd_softc *cb_sc;         /* pointer to ccd softc */
    int             cb_comp;         /* target component */
    SIMPLEQ_ENTRY(ccdbuf) cb_q;     /* fifo of component buffers */
};

/*
 * This structure is used to configure a ccd via ioctl(2).
 */
struct ccd_ioctl {
    char    **ccio_disks;           /* pointer to component paths */
    u_int   ccio_ndisks;           /* number of disks to concatenate */

```

```

        int      ccio_ileave;          /* interleave (DEV_BSIZE blocks) */
        int      ccio_flags;          /* see sc_flags below */
        int      ccio_unit;           /* unit number: use varies */
        size_t   ccio_size;           /* (returned) size of ccd */
};

/*
 * Component info table.
 * Describes a single component of a concatenated disk.
 */
struct ccdcinfo {
        struct vnode *ci_vp;          /* device's vnode */
        dev_t        ci_dev;          /* XXX: device's dev_t */
        size_t        ci_size;        /* size */
        char          *ci_path;       /* path to component */
        size_t        ci_pathlen;     /* length of component path */
};

/*
 * Interleave description table.
 * Computed at boot time to speed irregular-interleave lookups.
 * The idea is that we interleave in "groups". First we interleave
 * evenly over all component disks up to the size of the smallest
 * component (the first group), then we interleave evenly over all
 * remaining disks up to the size of the next-smallest (second group),
 * and so on.
 *
 * Each table entry describes the interleave characteristics of one
 * of these groups. For example if a concatenated disk consisted of
 * three components of 5, 3, and 7 DEV_BSIZE blocks interleaved at
 * DEV_BSIZE (1), the table would have three entries:
 *
 *      ndisk  startblk      startoff      dev
 *      3      0             0             0, 1, 2
 *      2      9             3             0, 2
 *      1      13            5             2
 *      0      -             -             -
 *
 * which says that the first nine blocks (0-8) are interleaved over
 * 3 disks (0, 1, 2) starting at block offset 0 on any component disk,
 * the next 4 blocks (9-12) are interleaved over 2 disks (0, 2) starting
 * at component block 3, and the remaining blocks (13-14) are on disk
 * 2 starting at offset 5.
 */
struct ccddiinfo {
        int      ii_ndisk;           /* # of disks range is interleaved over */
        daddr_t  ii_startblk;       /* starting scaled block # for range */
        daddr_t  ii_startoff;       /* starting component offset (block #) */
        int      *ii_index;         /* ordered list of components in range */
};

/*
 * Concatenated disk pseudo-geometry information.
 */

```

```

struct ccdgeom {
    u_int32_t    ccg_secsz;    /* # bytes per sector */
    u_int32_t    ccg_nsectors; /* # data sectors per track */
    u_int32_t    ccg_ntracks;  /* # tracks per cylinder */
    u_int32_t    ccg_ncylinders; /* # cylinders per unit */
};

struct ccdbuf;

/*
 * A concatenated disk is described after initialization by this structure.
 */
struct ccd_softc {
    int          sc_flags;    /* flags */
    size_t       sc_size;    /* size of ccd */
    int          sc_ileave;   /* interleave */
    u_int        sc_nccdisks; /* number of components */
#define CCD_MAXNDISKS 65536
    struct ccdcinfo *sc_cinfo; /* component info */
    struct ccdiinfo *sc_itable; /* interleave table */
    struct ccdgeom  sc_geom;   /* pseudo geometry info */
    char           sc_xname[8]; /* XXX external name */
    struct disk     sc_dkdev;  /* generic disk device info */
    struct lock     sc_lock;   /* lock on this structure */
};

```

12.3.2 Global Variables

```

struct pool ccd_cbufpool;
const struct bdevsw ccd_bdevsw = {
    ccddopen, ccddclose, ccddstrategy, ccddioctl, ccddump, ccddsize, D_DISK
};

const struct cdevsw ccd_cdevsw = {
    ccddopen, ccddclose, ccddread, ccddwrite, ccddioctl,
    ccddstop, ccddotty, ccddpoll, ccddmmap, ccddkqfilter, D_DISK
};
struct ccd_softc *ccd_softc;
int numccd = 0;

```

12.3.3 Functions

[Common Device Driver Entry]

```

int  ccddopen (dev_t dev, int flags, int fmt, struct proc *p);
int  ccddclose (dev_t dev, int flags, int fmt, struct proc *p);
int  ccddioctl (dev_t dev, u_long cmd, caddr_t data, int flag, struct proc *p);

```

[Block Device Driver Entry]

```

void ccddstrategy (struct buf *bp);
int  ccddsize (dev_t dev);

```

```
int    ccddump      (dev_t dev, daddr_t blkno, caddr_t va, size_t size);
```

```
[ Character Device Driver Entry ]
```

```
int    ccdread     (dev_t dev, struct uio *uio, int flags);
```

```
int    ccdwrite    (dev_t dev, struct uio *uio, int flags);
```

```
[ Device Driver Autoconfiguration ]
```

```
void   ccattach   (int num);
```

```
[ Sub-function ]
```

ccdinit	used by ccdioc1() - CCDIOCSET
ccdinterleave	used by ccdinit()
ccdstart	used by ccdstrategy()
ccdbuffer	used by ccdstart()
ccdintr	used by cciodone()
cciodone	used by biodone() which is called by ccdintr()
ccdlookup	used by ccdioc1() - CCDIOCSET
ccdgetdefaultlabel	used by ccdgetdisklabel(), ccdioc1() - DIOCGDEFLABEL
ccdgetdisklabel	used by ccdopen(), ccdioc1() - DIOCSET
ccdmakedisklabel	used by ccdgetdisklabel()

Chapter 13

Logical Volume Manager

RAIDframe is a kind of Logical Volume Manager not included in NetBSD/sparc64. In this chapter, we describe other logical volume managers, such as VERITAS Volume Manager 3.1 under HP-UX 11i, and LVM under HP-UX 10.

13.1 RAIDframe

13.1.1 Introduction

The raid driver provides RAID 0, 1, 4, and 5 (and more!) capabilities to NetBSD. This document assumes that the reader has at least some familiarity with RAID and RAID concepts. The reader is also assumed to know how to configure disks and pseudo-devices into kernels, how to generate kernels, and how to partition disks.

RAIDframe provides a number of different RAID levels including:

RAID 0 provides simple data striping across the components.

RAID 1 provides mirroring.

RAID 4 provides data striping across the components, with parity stored on a dedicated drive (in this case, the last component).

RAID 5 provides data striping across the components, with parity distributed across all the components.

There are a wide variety of other RAID levels supported by RAIDframe, including Even-Odd parity, RAID level 5 with rotated sparing, Chained declustering, and Interleaved declustering. The reader is referred to the RAIDframe documentation mentioned in the HISTORY section for more detail on these various RAID configurations.

Depending on the parity level configured, the device driver can support the failure of component drives. The number of failures allowed depends on the parity level selected. If the driver is able to handle drive failures, and a drive does fail, then the system is operating in "degraded mode". In this mode, all missing data must be reconstructed from the data and parity present on the other components. This results

in much slower data accesses, but does mean that a failure need not bring the system to a complete halt.

13.1.2 Component Labels

The RAID driver supports and enforces the use of ‘component labels’. A ‘component label’ contains important information about the component, including a user-specified serial number, the row and column of that component in the RAID set, and whether the data (and parity) on the component is ‘clean’. If the driver determines that the labels are very inconsistent with respect to each other (e.g. two or more serial numbers do not match) or that the component label is not consistent with its assigned place in the set (e.g. the component label claims the component should be the 3rd one in a 6-disk set, but the RAID set has it as the 3rd component in a 5-disk set) then the device will fail to configure. If the driver determines that exactly one component label seems to be incorrect, and the RAID set is being configured as a set that supports a single failure, then the RAID set will be allowed to configure, but the incorrectly labeled component will be marked as ‘failed’, and the RAID set will begin operation in degraded mode. If all of the components are consistent among themselves, the RAID set will configure normally.

Component labels are also used to support the auto-detection and auto-configuration of RAID sets. A RAID set can be flagged as auto-configurable, in which case it will be configured automatically during the kernel boot process. RAID filesystems which are automatically configured are also eligible to be the root filesystem. There is currently only limited support (alpha and pmax architectures) for booting a kernel directly from a RAID 1 set, and no support for booting from any other RAID sets. To use a RAID set as the root filesystem, a kernel is usually obtained from a small non-RAID partition, after which any auto-configuring RAID set can be used for the root filesystem.

13.1.3 Hot Spares

The driver supports ‘hot spares’, disks which are on-line, but are not actively used in an existing filesystem. Should a disk fail, the driver is capable of reconstructing the failed disk onto a hot spare or back on to a replacement drive. If the components are hot swappable, the failed disk can then be removed, a new disk put in its place, and a copyback operation performed. The copyback operation, as its name indicates, will copy the reconstructed data from the hot spare to the previously failed (and now replaced) disk. Hot spares can also be hot-added.

13.1.4 Hierarchical Organization

If a component cannot be detected when the RAID device is configured, that component will be simply marked as ‘failed’. The user-land utility for doing all raid configuration and other operations is `raidctl` command. Most importantly, `raidctl` command must be used with the `-i` option to initialize all RAID sets. In particular, this initialization

includes re-building the parity data. This rebuilding of parity data is also required when either a) a new RAID device is brought up for the first time or b) after an unclean shutdown of a RAID device. By using the `-P` option to `raidctl` command, and performing this on-demand recomputation of all parity before doing a `fsck` command or a `newfs` command, filesystem integrity and parity integrity can be ensured. It bears repeating again that parity recomputation is required before any filesystems are created or used on the RAID device. If the parity is not correct, then missing data cannot be correctly recovered.

RAID levels may be combined in a hierarchical fashion. For example, a RAID 0 device can be constructed out of a number of RAID 5 devices (which, in turn, may be constructed out of the physical disks, or of other RAID devices).

13.1.5 Kernel Configuration

It is important that drives be hard-coded at their respective addresses (i.e. not left free-floating, where a drive with SCSI ID of 4 can end up as `/dev/sd0c`) for well-behaved functioning of the RAID device. This is true for all types of drives, including IDE, HP-IB, etc. For normal SCSI drives, for example, the following can be used to fix the device address-es:

```
sd0    at scsibus0 target 0 lun ?    \# SCSI disk drives
sd1    at scsibus0 target 1 lun ?    \# SCSI disk drives
sd2    at scsibus0 target 2 lun ?    \# SCSI disk drives
sd3    at scsibus0 target 3 lun ?    \# SCSI disk drives
sd4    at scsibus0 target 4 lun ?    \# SCSI disk drives
sd5    at scsibus0 target 5 lun ?    \# SCSI disk drives
sd6    at scsibus0 target 6 lun ?    \# SCSI disk drives
```

The rationale for fixing the device addresses is as follows: Consider a system with three SCSI drives at SCSI ID's 4, 5, and 6, and which map to components `/dev/sd0e`, `/dev/sd1e`, and `/dev/sd2e` of a RAID 5 set. If the drive with SCSI ID 5 fails, and the system reboots, the old `/dev/sd2e` will show up as `/dev/sd1e`. The RAID driver is able to detect that component positions have changed, and will not allow normal configuration. If the device addresses are hard coded, however, the RAID driver would detect that the middle component is unavailable, and bring the RAID 5 set up in degraded mode. Note that the auto-detection and auto-configuration code does not care about where the components live. The auto-configuration code will correctly configure a device even after any number of the components have been rearranged.

The first step to using the raid driver is to ensure that it is suitably configured in the kernel. This is done by adding a line similar to:

```
pseudo-device  raid  4      \# RAIDframe disk device
```

to the kernel configuration file. The 'count' argument ('4', in this case), specifies the number of RAIDframe drivers to configure. To turn on component auto-detection and auto-configuration of RAID sets, simply add:

```
options    RAID_AUTOCONFIG
```

to the kernel configuration file.

All component partitions must be of the type FS_BSDFFS (e.g. 4.2BSD) or FS_RAID. The use of the latter is strongly encouraged, and is required if auto-configuration of the RAID set is desired. Since RAIDframe leaves room for disklabels, RAID components can be simply raw disks, or partitions which use an entire disk.

It is highly recommended that the steps to reconstruct, copyback, and re-compute parity are well understood by the system administrators before a component failure. Doing the wrong thing when a component fails may result in data loss.

Additional internal consistency checking can be enabled by specifying:

```
options    RAID_DIAGNOSTIC
```

These assertions are disabled by default in order to improve performance.

13.2 VERITAS Volume Manager

This section describes what VERITAS Volume Manager is, how it works, how you can communicate with it through the user interfaces, and Volume Manager concepts.

13.2.1 Introduction

Volume Manager provides easy-to-use online disk storage management for computing environments. Traditional disk storage management often requires that machines be taken off-line at a major inconvenience to users. In the distributed client/server environment, databases and other resources must maintain high availability, be easy to access, and be Volume Manager provides the tools to improve performance and ensure data availability and integrity. Volume Manager also dynamically configures disk storage while the system is active.

13.2.2 Volume Manager Overview

The Volume Manager uses objects to do storage management. The two types of objects used by Volume Manager are *physical objects* and *virtual objects*.

physical objects Volume Manager uses two physical objects: physical disks and partitions. Partitions are created on the physical disks

virtual objects Volume Manager creates virtual objects, called volumes. Each volume records and retrieves data from one or more physical disks. Volumes are accessed by a file system, a database, or other applications in the same way that physical disks are accessed. Volumes are also composed of other virtual objects that are used to change the volume configuration. Volumes and their virtual components are called virtual objects.

13.2.3 Physical Objects

A *physical disk* is the basic storage device (media) where the data is ultimately stored. You can access the data on a physical disk by using a device name (devname) to locate the disk. The physical disk device name varies with the computer system you use. Not all parameters are used on all systems. Typical device names can include: `c##t##d##`, where:

```
c\# is the controller
t\# is the target ID
d\# is the disk number
```

On some computer systems, a physical disk can be divided into one or more *partitions*. The partition number, or `s#`, is added at the end of the device name. Note that a partition can be an entire physical disk.

13.2.4 Volumes and Virtual Objects

Volume Manager creates virtual objects and makes logical connections between the objects. The *virtual objects* are then used by Volume Manager to do storage management tasks.

A *volume* is a virtual disk device that appears to applications, databases, and file systems as a physical disk. However, a volume does not have the limitations of a physical disk. When you use Volume Manager, applications access volumes created on Volume Manager disks (VM Disks) rather than physical disks.

Volume Manager Disks

When you place a physical disk under Volume Manager control, a *Volume Manager disk* (or *VM Disk*) is assigned to the physical disk. A VM Disk is under Volume Manager control and is usually in a disk group. Each VM disk corresponds to at least one physical disk. Volume Manager allocates storage from a contiguous area of Volume Manager disk space.

A VM disk typically includes a *public region* (allocated storage) and a *private region* where Volume Manager internal configuration information is stored.

Each VM Disk has a unique disk *media name* (a virtual disk name). You can supply the disk name or allow Volume Manager to assign a default name that typically takes the form `disk##`.

Disk Groups

A *disk group* is a collection of VM disks that share a common configuration. A disk group configuration is a set of records with detailed information about related Volume Manager objects, their attributes, and their connections. The default disk group is `rootdg` (the root disk group).

You can create additional disk groups as necessary. Disk groups allow the administrator to group disks into logical collections. A disk group and its components can be moved as a unit from one host machine to another.

Volumes are created within a disk group. A given volume must be configured from disks in the same disk group.

Subdisks

A *subdisk* is a set of contiguous disk blocks. A block is a unit of space on the disk. Volume Manager allocates disk space using subdisks. A VM disk can be divided

into one or more subdisks. Each subdisk represents a specific portion of a VM disk, which is mapped to a specific region of a physical disk.

The default name for a VM disk is `disk##` (such as `disk01`) and the default name for a subdisk is `disk##-##`.

A VM disk can contain multiple subdisks, but subdisks cannot overlap or share the same portions of a VM disk.

Any VM disk space that is not part of a subdisk is free space. You can use free space to create new subdisks.

Volume Manager release 3.0 or higher supports the concept of layered volumes in which subdisk objects can contain volumes. For more information, see "Layered Volumes".

Plexes

The Volume Manager uses subdisks to build virtual objects called plexes. A plex consists of one or more subdisks located on one or more physical disks.

You can organize data on the subdisks to form a plex by using these methods:

- concatenation
- striping (RAID-0)
- striping with parity (RAID-5)
- mirroring (RAID-1)

Volumes

A volume is a virtual disk device that appears to applications, databases, and file systems like a physical disk device, but does not have the physical limitations of a physical disk device. A volume consists of one or more plexes, each holding a copy of the selected data in the volume. Due to its virtual nature, a volume is not restricted to a particular disk or a specific area of a disk. The configuration of a volume can be changed by using the Volume Manager user interfaces. Configuration changes can be done without causing disruption to applications or file systems that are using the volume. For example, a volume can be mirrored on separate disks or moved to use different disk storage.

The Volume Manager uses the default naming conventions of `vol##` for volumes and `vol##-##` for plexes in a volume. Administrators must select meaningful names for their volumes.

A volume can consist of up to 32 plexes, each of which contains one or more subdisks. A volume must have at least one associated plex that has a complete set of the data in the volume with at least one associated subdisk. Note that all subdisks within a volume must belong to the same disk group.

Appendix

A. References to NetBSD Kernel Sources

src/sys/src/sys

```
/kern ..... 73,735 lines
  /vfs_??? (VFS)..... 10,822 lines <<<<<
/sys ..... 31,066 lines
/ufs ..... 38,381 lines
  /ufs ..... 6,975 lines <<<<<
  /ffs ..... 12,970 lines
  /ffs (without softdep) .... 6,639 lines <<<<<
  /lfs ..... 10,529 lines
  /ext2fs ..... 6,994 lines
  /mfs ..... 912 lines
/msdosfs ..... 7,832 lines
/ntfs ..... 5,358 lines
/arch ..... 1,284,122 lines
  /sparc64 ..... 54,785 lines
/uvm ..... 24,905 lines
/net ..... 56,506 lines
/netinet (IPv4) ..... 47,558 lines
/netinet6 (IPv6) ..... 38,958 lines
/dev ..... 938,890 lines
/nfs ..... 23,235 lines
```

ultra1: {205} ls kern

```
CVS          kern_event.c      makesyscalls.sh  tty_conf.c
Make.tags.inc kern_exec.c       subr_autoconf.c  tty_pty.c
Makefile     kern_exit.c       subr_devsw.c     tty_subr.c
cnmagic.c    kern_fork.c       subr_disk.c      tty_tb.c
core_elf32.c kern_kthread.c    subr_extent.c    tty_tty.c
core_elf64.c kern_ktrace.c     subr_log.c       uipc_domain.c
core_netbsd.c kern_lkm.c        subr_pool.c      uipc_mbuf.c
exec_aout.c  kern_lock.c       subr_prf.c       uipc_mbuf2.c
exec_conf.c  kern_malloc.c     subr_prof.c      uipc_proto.c
exec_ecoff.c kern_malloc_debug.c subr_prop.c      uipc_socket.c
exec_elf32.c kern_ntptime.c   subr_userconf.c  uipc_socket2.c
exec_elf64.c kern_physio.c    subr_xxx.c       uipc_syscalls.c
exec_elf_common.c kern_proc.c      sys_generic.c    uipc_usrreq.c
exec_macho.c kern_prot.c       sys_pipe.c       vfs_bio.c
exec_script.c kern_ras.c        sys_pmc.c        vfs_cache.c
exec_subr.c  kern_resource.c  sys_process.c    vfs_getcwd.c
```

genassym.awk	kern_sig.c	sys_socket.c	vfs_init.c
genassym.sh	kern_subr.c	syscalls.c	vfs_lockf.c
genlintstub.awk	kern_synch.c	syscalls.conf	vfs_lookup.c
init_main.c	kern_sysctl.c	syscalls.master	vfs_subr.c
init_sysent.c	kern_systrace.c	sysv_ipc.c	vfs_syscalls.c
kern_acct.c	kern_time.c	sysv_msg.c	vfs_vnops.c
kern_alloccsys.c	kern_verifiedexec.c	sysv_sem.c	vnode_if.c
kern_clock.c	kern_xxx.c	sysv_shm.c	vnode_if.sh
kern_descrip.c	kgdb_stub.c	tty.c	vnode_if.src

Bibliography

- [1] Marshall Kirk McKusick, Keith Bostic, Michael J. Karels, and John S. Quarterman, *The design and implementation of the 4.4BSD Operating System*, pp. 193-196, Addison Wesley, 1996.
- [2] Maurice J. Bach, *Design of the Unix Operating System*, pp. 46-56, Prentice Hall, 1986.
- [3] Chales D. Cranor, “The Design and Implementation of the UVM Virtual Memory System”, *Ph.D. Dissertation*, Department of Computer Science, Washington University, 1998.
- [4] Uresh Vahalia, *UNIX internals: the new frontiers*, Prentice Hall, 1996.
- [5] Chuck Silvers, UBC: An Efficient Unified I/O and Memory Caching Subsystem for *NetBSD*, in *Proceedings of USENIX Annual Technical Conference*, June 2000, pp. 285-290.