

Statistics of Projected Motion in one dimension of a d-dimensional Random Walker

Jayeeta Chattopadhyay¹ and Muktish Acharyya²

*Department of Physics, Presidency University,
86/1 College Street, Calcutta-700073, INDIA*

E-mail:¹ meghbalikajayeeta@gmail.com

E-mail:² muktish.physics@presiuniv.ac.in

Abstract: We are studying the motion of a random walker in generalized d-dimensional continuum with unit step length (up to 10 dimensions) and its projected one dimensional motion numerically. The motion of a random walker in lattice or continuum is well studied in statistical physics but what will be the statistics of projected one dimensional motion of higher dimensional random walker is yet to be explored. Here in this paper, addressing this particular type of problem, we have showed that the projected motion is diffusive irrespective of any dimension, however, the diffusion rate is changing inversely with dimension. As a consequence, we can say that at infinite dimension the diffusion rate becomes zero. This is an interesting result, at least pedagogically, which implies that though in infinite dimension there is a diffusion but its one dimensional projection is motionless. At the end of the discussion we are able to make a good comparison between projected one dimensional motion of generalized d-dimensional random walk with unit step length and pure one dimensional random walk with random step length varying uniformly between $-h$ to h where h is a ‘step length renormalizing factor’.

Keywords: Higher dimensions, Random walk, Projected walk, Renormalizing factor.

1 Introduction

The basis of random walk theory can be described by the irregular motion of individual pollen particle, famously studied by botanist Brown(1828), now known as Brownian motion. It is somewhat quite surprising that it was only at the beginning of the twentieth century that random walk was described in the literature but its application is widely spread all over in nature starting from movement of animals, micro-organisms [1], cell migration [1], motion of reagent molecules in a solution [2], process of polymerization [3] [4]to today's stock prices[5]. The absorbing phase transition in a conserved lattice gas with random neighbor particle hopping[6], quenched averages for self avoiding walks [7] on random lattice is also studied. In biology and real life random walk problem has a great importance. Apart from opening and closing of cell membrane channels [8] it has also a great importance in cell migration leading blood vessel growth(angiogenesis) [1]. Very recently the first passage property [5] of a random walker has great importance in various aspects. Many stochastic process are triggered by a first passage event. As for example fluorescence quenching [5], in which light emission by a fluorescent molecule stops when it reacts with a quencher; integrate-and-fire neurons [5], in which a neuron fires only when a fluctuating voltage level first reaches a specified level; and the execution of buy/sell orders when a stock price [5] first reaches a threshold. The statistics of Pearson walker in two dimensions for shrinking step size and the transition of the endpoint distribution by varying the initial step size is studied in [9]. Studying random walk in lattice(or continuum) with constant step length is an age old problem. But how does this motion get affected if the walker becomes tired gradually is mentioned in [11]. Random walk for randomly varying step length and its return probability has also been studied recently [10].

Now a days random walk in higher dimension is a challenging problem. Study of planer motion of a random walker was started with Pearson[13]. Rayleigh was apparently the first to have been study random walk in 3 dimension(known as random flight)[14]. Then random walk in higher dimension has been studied by G.N.Watson [15]. Arithmetic properties of short uniform random walk in arbitrary dimensions with probability densities in the case of up to five steps has been studied in [16]. Diffusion limits of the Random walk in higher dimensions by Metropolis algorithm has already been calculated[17]. In the classic paper in 1921, Poyla proved his famous theory on random walk in lattice [12]. Recurrence relation for arbitrary dimension has been studied recently [18]. As an application of all these,multidimensional random walk has been studied in polymer with an emphasis on natural renormalized renewal structure [19] and in probabilistic Road maps for path planning in higher dimensional configuration spaces[20]

The study of random walk in higher dimensional continuum or in lattice is a interesting field of research. But the statistics of its projected one dimensional motion is yet to be investigated. In this regard it is to be mentioned that, though in reality we are mainly concerned about 1, 2 and 3 dimensions(D) but here we have extended this random walk problem in generalized d-dimension just for pedagogical interest and to gain a generalized concept about the statistics of random walk problem irrespective of any dimension. Here, in this paper addressing this particular problem we have tried to find out the following answers computationally.

(1) What is the characteristics of projected one dimensional motion of generalized d-dimensional random walk with unit step length?

(2) Is it a random walk?

(3) What about its diffusive nature?

(4) And finally, can we construct a pure one dimensional random walk with which projected motion of generalized d-dimensional random walk can be compared?

In this study by pure 1 dimensional random walk we wanted to say random walk in 1 dimensional continuum and projected random walk of higher dimensions means 1 dimensional projection of higher dimensional random walk. The numerical results of detailed statistical analysis of random walk in dimensions 1, 2, 3, 4, 5, 6, 7, 8, 9, 10 and its projected motion are reported here. The manuscript is organized as follows: In the next section (section (2)) the model and numerical results observed from the numerical simulation are reported and the paper ends with a concluding remarks mentioned in section (3).

2 Model and Results

For simple random walk in 2 dimensional regular lattice a random walker can move in any one of the four directions (up,down,right,left) with equal probability. But if we consider random walker moving in a continuum, the walker has infinitely possible directions to choose with equal probability and equal step length. Here in this paper, we have studied random walk in generalized d-dimensional continuum with unit step length and its projected one dimensional motion. To study this we have modeled d-dimensional random walk in such a way so that the step length in the corresponding dimensions is unity in any direction which is constant of motion and the projected step length at every coordinate varies between -1 to 1(including magnitude and direction). The formalism of random walk in generalized d-dimensional continuum is as follows:

Suppose we are considering random walk in d-dimensional continuum with unit step length . As there is d numbers of space coordinates so each direction of every space coordinate is chosen randomly with equal probability and the projected step length at every coordinate varies between -1 to 1 randomly. Let the projected step length in each coordinate for random walk in d-dimensional continuum are $(r_1', r_2', r_3', \dots, r_d')$. As we are discussing here d-dimensional random walk with unit step length ,so we have to normalize the projected step lengths in every coordinate. Let,

$$R' = \sqrt{(r_1')^2 + (r_2')^2 + \dots + (r_d')^2} \quad (1)$$

Then the actual projected step lengths in every coordinate are:

$$r_1 = \frac{r_1'}{R'}, r_2 = \frac{r_2'}{R'}, r_3 = \frac{r_3'}{R'} \dots r_d = \frac{r_d'}{R'} \quad (2)$$

Now the step length in d-dimension becomes

$$S = \sqrt{r_1^2 + r_2^2 + \dots + r_d^2} = 1 \quad (3)$$

The mathematical rule for a random walker moving in generalized d-dimensional continuum can be expressed as:

$$\begin{aligned} x_1(t+1) &= x_1(t) + r_1 \\ x_2(t+1) &= x_2(t) + r_2 \\ x_3(t+1) &= x_3(t) + r_3 \\ &\dots \\ &\dots \\ &\dots \\ &\dots \\ &\dots \end{aligned}$$

$$x_d(t+1) = x_d(t) + r_d \quad (4)$$

Where $(x_1(t), x_2(t), \dots, x_d(t))$ are the positions of the random walker at time t and $(x_1(t+1), x_2(t+1), \dots, x_d(t+1))$ are the positions of the random walker in the next time step, $(r_1, r_2, r_3, \dots, r_d)$ are the projected step lengths in corresponding coordinates varying between -1 to 1 so that the step length in corresponding dimension is unity.

In this context it must be mentioned that in our method d numbers of dimensions are actually d numbers of space coordinates (independent random variables varying between -1 to +1). We have classified this method as *Vector method for generalized d-dimensional random walk* which can be well understood by selecting some points randomly on the surface of a d -dimensional hypersphere of unit radius.

Now we know random walk is nothing but solution of diffusion equation. But still for verification we have calculated mean square displacement $\langle S^2 \rangle$ in the dimensions (1,2,3,4,5,6,7,8,9,10) which is proportional to time that reveals diffusive behavior (fig(1)). The distribution of absolute displacement in d -dimensional continuum is plotted in (fig(4)) where it is seen that the distributions are non-monotonic and unimodal and as we increase the dimension, the most probable value i.e maximum probability of finding the walker at a distance (S_m) from the starting point is shifting towards higher value.

Now the question is what is the nature of the projected motion of generalized d -dimensional random walk. So here we have studied the distribution of displacement (after $N_t=1000$ steps) of one dimensional projection of higher dimensional random walk (2 Dimension to 10 Dimension) (in fig(5)). From this figure it is observed that all the distributions of 1 Dimensional projection of higher dimensional random walk is Gaussian with zero mean but the width is getting sharper and sharper as we increase the dimension. From fig(2) it is observed that 1 dimensional projected mean square displacement $\langle x^2 \rangle$ of higher dimensions (2,3,...,10) is proportional to time that reveals pure diffusive nature but the slope of the graphs i.e diffusion rates ($c = d\langle x^2 \rangle / dt$) are different for different dimensions. So we have plotted c versus dimension which shows that c varies inversely with dimension (d) (fig(3)).

$$c = \frac{1}{d} \quad (5)$$

From this dependence of c on d it is interestingly predicted that *in case of infinite dimension c goes to '0' i.e there will be no random walk for 1 dimensional projection of infinite dimensional random walk*.

In the following table numerical values (observed from simulation) of Projected Diffusion rate corresponding to dimensions (2 to 10 dimension) are mentioned:

Dimension	Projected Diffusion rate
2	0.499
3	0.330
4	0.250
5	0.200
6	0.167
7	0.143
8	0.125
9	0.112
10	0.100

From the above analysis we get some similarities and dissimilarities between projected motion of generalized d-dimensional random walk with unit step length and pure 1 dimensional random walk with unit step length.:

- (a) The distribution of displacement for projected motion is Gaussian like pure 1 dimensional random walk with zero mean but the width of the distribution is not similar rather it is decreasing as the dimension is increasing.
- (b) The mean-square displacement of projected motion ($\langle x^2 \rangle$) is proportional to time i.e diffusive like pure 1 dimensional random walk but the diffusion-rate(c) is not same rather decreasing inversely as we increase the dimension.

From the above comparisons and results it can be said that 1 dimensional projection of generalized d-dimensional random walk with unit step length is also a random walk in 1 dimension but that is different from our so-called pure 1 dimensional random walk with unit step length. Now the question is, *is there any generalized one dimensional random walk with which the 1 dimensional projected random walk of generalized d-dimension with unit step length can be compared?* The answer can be given by the following analysis.

From the previous formalism of random walk in d-dimensional continuum it is understood that though the walker is moving in a d dimensional continuum with unit step length but its one dimensional projected step length(r_1) varies randomly between (-1 to 1). So basically the projected motion is also a random walk in 1 dimension with random step length. In fig(5), distribution of 1 dimensional projected displacement after N_t steps has been plotted for the dimensions 1 to 10 for similar value of time step($N_t=1000$), and same number of random walker ($N_s=100000$). So the possible reason for the distributions getting sharper and sharper may be decrease of value of r_1 as d increases. So though theoretically r_1 varies between -1 to 1 but actually as dimension increases the magnitude of r_1 changes. Now the question is how the magnitude of r_1 changes for pure one dimensional random walk so that we can get similar distribution of displacement of projected motion from pure one dimensional random walk ? In this regard we have introduced a factor h named as *step length re normalizing factor* and multiplied r_1 by this factor. So now r_1 no longer varies between -1 to +1 rather between $-h$ to h . For every dimension we choose h in such a way so that the average mismatching between two distributions (mentioned earlier) is lowest. We define average mismatching factor by the following way:

Let, the probability density for pure 1 dimensional random walk is $P_{1D}(x)$ and probability density for projected motion of d-dimensional random walk is $P_{dDp}(x)$ then the average mismatching factor Q is defined as

$$Q = \frac{\sum_x (P_{dDp}(x) - P_{1D}(x))^2}{M} \quad (6)$$

This Q is obviously function of h i.e $Q = Q(h)$ and M is the number of points over which we are averaging. Here we have taken that value of h (corresponding to every dimension) for which $Q(h)$ is minimum (in fig 7). But estimating the value of h from fig(7) is not precise as the minima is smeared. So we have plotted $1/Q(h)$ which is named as average overlapping factor, versus h where maxima is sharp and from this maxima we have estimated the value of h for every dimension precisely. Now we can say that the value of h is estimated in such a way so that the average overlapping factor is maximum which means the two distributions (distribution of displacement of the 1 dimension projection of d-dimensional random walk with unit step length and distribution of displacement of 1 dimensional random walk with random step length (varying between -h to h)) are almost same i.e overlap maximally. (fig 8). In this

context it is to be mentioned that this definition of overlapping factor is not valid for 100 percent accuracy (i.e if difference between $P_{dDp}(x)$ and $P_{1D}(x)$ is '0' , then $1/Q(h)$ goes to ∞).

Now In fig 9 it is seen that the distribution of 1 dimensional projection of 6 dimensional random walk is almost similar with 1 dimensional random walk with random step length multiplying by h where $h=0.706$ which is estimated by previous way. fig(10) proves that estimated value of h is invariant of N_t . We have plotted $\langle x^2 \rangle$ versus N_t which is almost similar for projected motion of 6 dimensional random walk and pure 1 dimensional random walk with random step length multiplying by h ($h=0.706$). So the diffusive nature also holds good for estimated value of h (in fig 11).

Let us calculate the value of h in other dimensions in the same way.

In the following table numerical values (observed from simulation) of Step length renormalizing factor corresponding to dimensions (2 to 10 dimension) are mentioned:

Dimension	Step length renormalizing factor
2	$1.24 > 1$
3	$1.00 = 1$
4	$0.87 < 1$
5	$0.77 < 1$
6	$0.71 < 1$
7	$0.65 < 1$
8	$0.61 < 1$
9	$0.58 < 1$
10	$0.55 < 1$

Here in this table it is seen that for all dimensions $h \leq 1$ but in case of 2 dimension surprisingly it is 1.24 which is greater than 1. So in following discussion we are trying to remove this confusion.

In fig (13) we have plotted the distribution of r_1 for different dimensions. Here it is observed that the step length of pure 1 dimensional random walk with randomly varying step length is uniformly distributed between (-h to h)(here it is plotted for $h=1$ but this is true for any value of h) but the 1 dimensional projected step lengths of d-dimension (r_1) are no longer uniformly distributed between -1 to 1 . As for example, for 2 dimension, probability of getting large value of step length i.e near boundary (-1,+1) is high. So to have a comparison between projected walk of 2 dimension and pure 1 dimensional random walk , the magnitude of r_1 (i.e h) should be increased . So the estimated value of h is greater than 1. But for $d > 2$ probability of getting large value of step length (i.e near boundary) is low , as we increase the dimension the boundary value of r_1 decreases and the most probable value of r_1 is shifted towards 0. As a comprehensive effect the magnitude of r_1 is less than 1. So for $d > 2$, $h < 1$ and as dimension is increasing the value of h is decreasing following that relation (fig 14)

$$h \approx \frac{1.7}{\sqrt{d}} \quad (7)$$

It also supports the previous result eq(5) that for $d \rightarrow \infty$ there is no projected one dimensional random walk.

So now we are able to establish a generalized one dimensional random walk with which the projected random walk of higher dimensions can be compared. In all, it can be said that we can get equivalent diffusive property and distribution of displacement of projected one dimensional

motion of d-dimensional random walk with unit step length from pure one dimensional random walk with random step length varying uniformly between $-h$ to h where h is the step length renormalizing factor. In this context it is to be mentioned that in the simulation we have taken number of samples $N_s = 100000$ and $N_t = 1000$. These choices of N_s and N_t in this study are observed to be adequate to have stable statistics.

3 Concluding Remarks

In this paper we have discussed random walk problem extensively in generalized d -dimensional continuum by numerical simulation where we have observed how the behaviors of random walker are changing with dimensions. Shifting of most probable value of the distribution of absolute displacement towards higher value with dimension is observed statistically. But the study of projected one dimensional motion of higher dimensional random walk is our major area of interest where we have found that the width of the distribution of displacement of projected motion is getting sharper and sharper as we increase the dimension. The projected motion is still diffusive irrespective of any dimension, however the diffusion rate is changing inversely with dimension. As a consequence, we can predict that, *though in infinite dimension there is a diffusion but its one dimensional projection is motionless*. And finally we are able to make a good comparison between the projected one dimensional random walk of higher dimensions and pure one dimensional random walk and came to the conclusion that *one dimensional projection of generalized d -dimensional random walk with unit step length is equivalent to one dimensional pure random walk with random step length varying uniformly between $-h$ to h where h is the step length renormalizing factor..* Some more interesting studies can be done in this field like the first passage properties of random walker in higher dimensional continuum and the on which we have already started to work. Here we have reported only the numerical results of random walk in generalized d -dimensional continuum and its projected motion, but rigorous mathematical formulations of these are yet to be explored. And finally, there is a interesting aspect to think that, *why only for projected motion of 3 dimensional random walk, the pure one dimensional step length is unrenormalised i.e $h=1$.*

4 Acknowledgements

We thank Amitava Banerjee and Abyay Dhar for their help in preparing the figures and specially Amitava Banerjee for careful reading of the manuscript.

References

- [1] Edward A. Codling , Michael J. Plank and Simon Benhamou, *Random walk models in biology* , J. R. Soc. Interface, (2008) **5** 813–834
- [2] Freund J. A., Pöschel T.(Eds.), *Stochastic Processes in Physics, Chemistry, and Biology* 1e, Lecture Notes in Physics, Springer, (2000),**557**
- [3] S. M. Bhattacharjee, A Giacometti, A. Maritan. (2013) Journal of Physics: Condensed Matter, 25, Article ID: 503101.
- [4] H-P Hsu and P. Grassberger. Journal of Statistical Physics, (2011) **144** 597
<http://dx.doi.org/10.1007/s10955-011-0268-x>
- [5] S. Redner, (2001),*A Guide to First-Passage Process*. Cambridge University Press, Cambridge, UK.
<http://dx.doi.org/10.1017/CBO9780511606014>
- [6] S. Lubeck and F. Hucht, Journal of Physics A: Mathematical and Theoretical,(2001) **34** L577.
<http://dx.doi.org/10.1088/0305-4470/34/42/103>
- [7] Sumedha and D. Dhar, Journal of Statistical Physics, (2006) **115** 55.
- [8] Phillips R. et. al., *Physical Biology of the Cell* 2e, Garland Science, (2013)
- [9] C. A. Serino and S. Redner, Journal of Statistical Mechanics: Theory and Experiment, 2010, Article ID: P01006.
<http://dx.doi.org/10.1088/1742-5468/2010/01/P01006>
- [10] A. B. Acharyya ,(2015), *Return Probability of a Random Walker in Continuum with Uniformly Distributed JumpLength* , arxiv.org:1506.00269[cond-mat,stat-mech]
- [11] M. Acharyya , *Model and Statistical Analysis of the Motion of a Tired Random Walker in Continuum*, Journal of Modern Physics ,(2015) **6** 2021-2034
<http://dx.doi.org/10.4236/jmp.2015.614208>
- [12] G. Poyla, Mathematische Annalen,(1921) **84** 149-160
 . <http://dx.doi.org/10.1007/BF01458701>
- [13] K. Pearson ,*The problem of the random walk* Nature,(1905) 72(1866):294, .
- [14] L. Rayleigh .*On the problem of random vibrations, and of random flights in one, two, or three dimensions*. Philosophical Magazine Series 6, 37(220):321–347, April (1919).
- [15] G. N. Watson . *A Treatise on the Theory of Bessel Functions* Cambridge University Press, 2nd edition, (1941).
- [16] Jonathan M. Borwein , Armin Straub , and Christophe Vignat,*Densities of short uniform random walks in higher dimensions* (2015),arxiv:1508.04729v1[math.CA]
- [17] Jonathan C. Mattingly , Natesh S. Pillai ,and Andrew M. Stuart ,*Diffusion limits of the Random Walk Metropolis Algorithm in high Dimensions* ,The Annals of Applied Probability (2012) **22** 881–930
DOI: 10.1214/10-AAP754 c Institute of Mathematical Statistics, 2012

- [18] VYACHESLAV M. ABRAMOV, *Eventual Return Probability in multidimensional random walks* (2016), arXiv:1601.02297v1[math.PR]
- [19] Dmitry Ioffe, *Multidimensional Random Polymers : A Renewal Approach* (2014) arXiv:1412.0229v1[math.PR]
- [20] Lydia E.Kavraki, Peter Svestka, Jean-Claude Latmbe and Mark H.Overmans, IEEE Transaction on robotics and automation (1996) **12** No-4

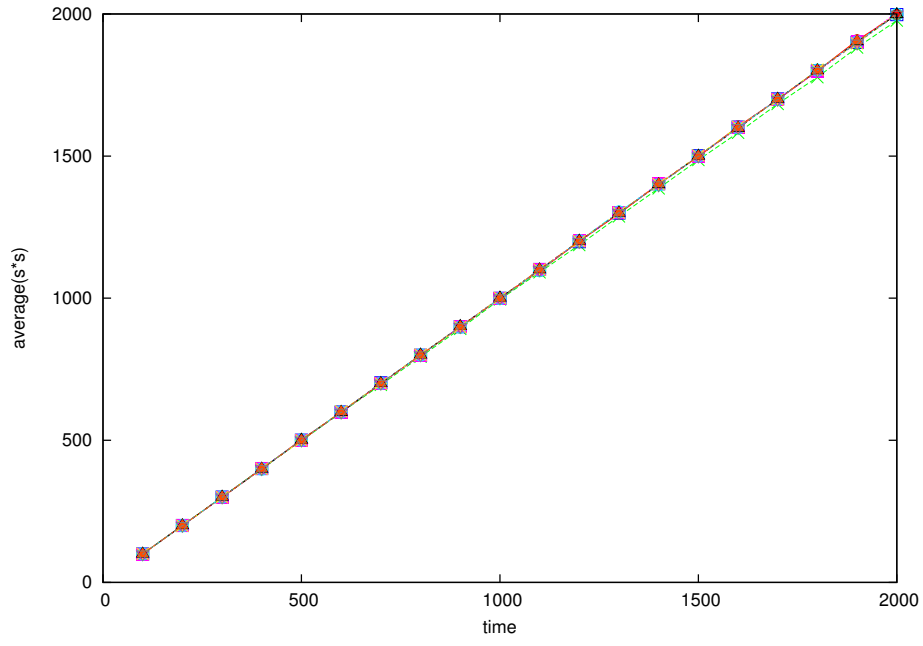


Figure 1: Mean-square-displacement ($\langle S^2 \rangle$) versus time (t) is plotted for 1 to 10 dimensions. Here number of samples $N_s = 100000$

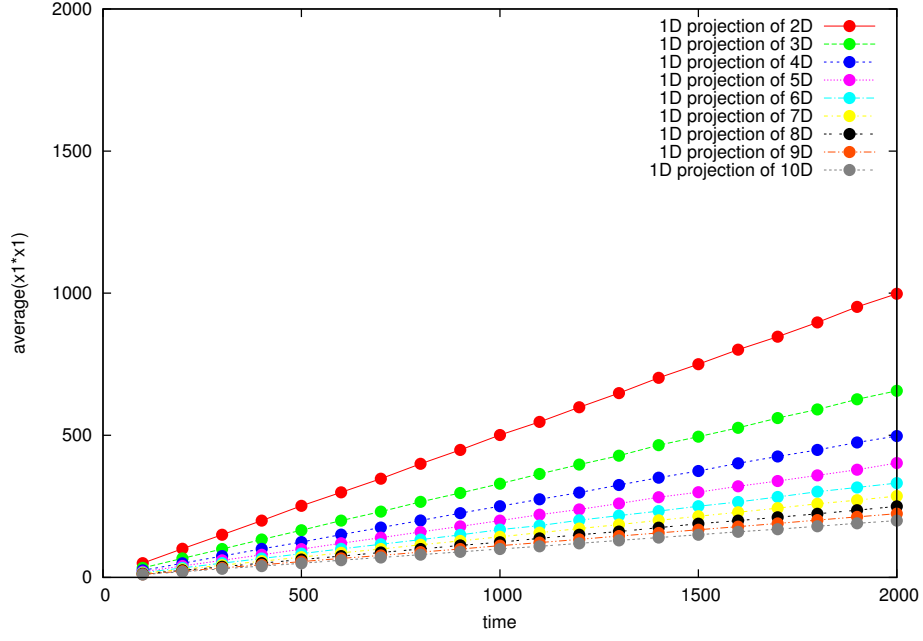


Figure 2: Mean square displacement ($\langle x_1^2 \rangle$) of 1 dimensional projection of d-dimensional random walk ($d=2$ to 10) versus time t for $N_s=100000$. Here it is seen that as we increase the dimension, the slope of the graph i.e diffusion rate decreases.

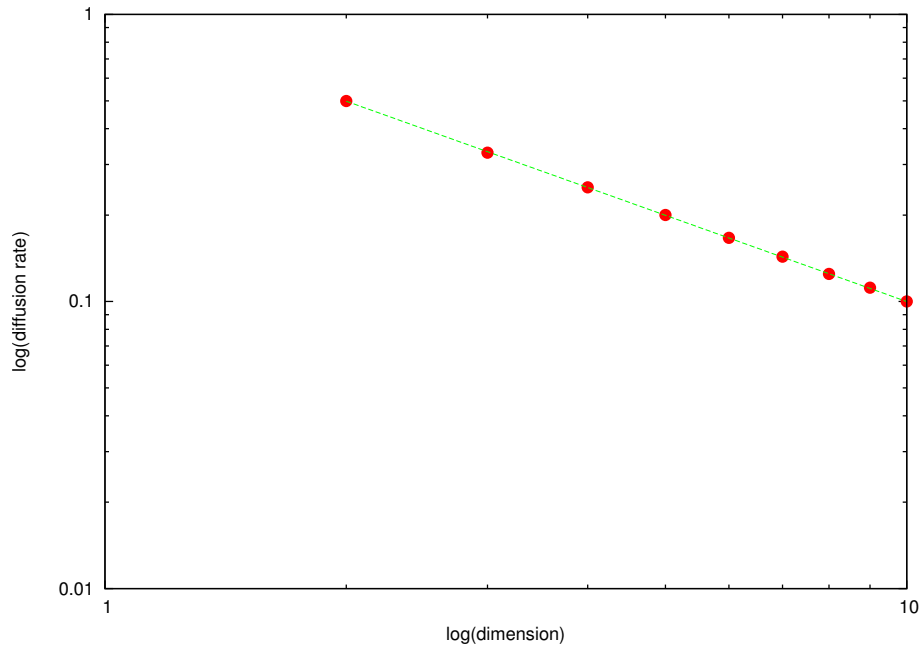


Figure 3: Diffusion rate(c) of 1 dimensional projection of d-dimensions($d=2,3,4,5,6,7,8,9,10$) versus dimensions (d). Here the dotted line is $f(x) = 1/x$.

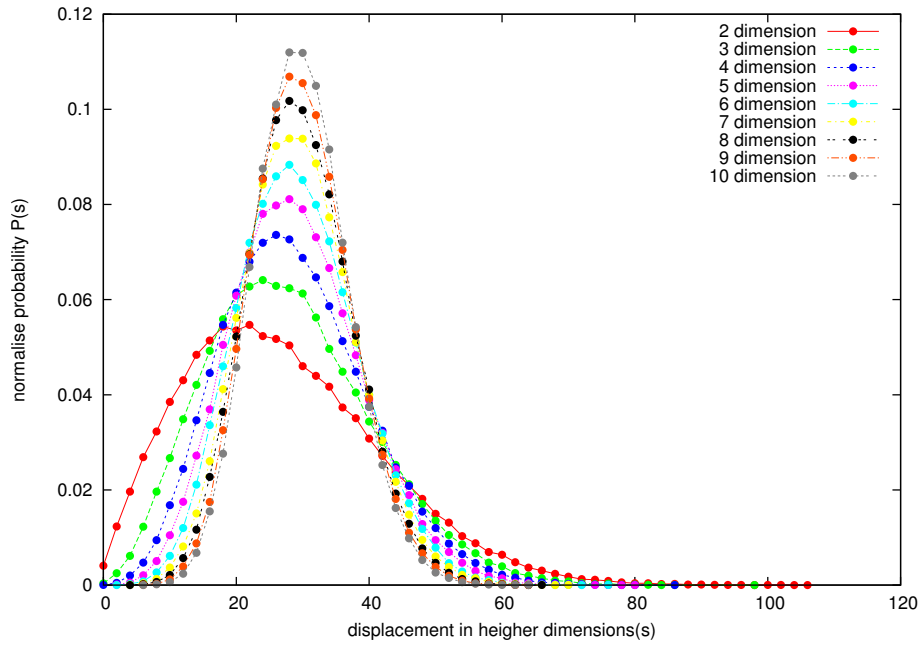


Figure 4: Distribution of displacement $P(s)$ for d -dimensional ($d= 2, 3, 4, 5, 6, 7, 8, 9, 10$ dimensions) random walk with unit step length for $N_s=100000, N_t=1000$

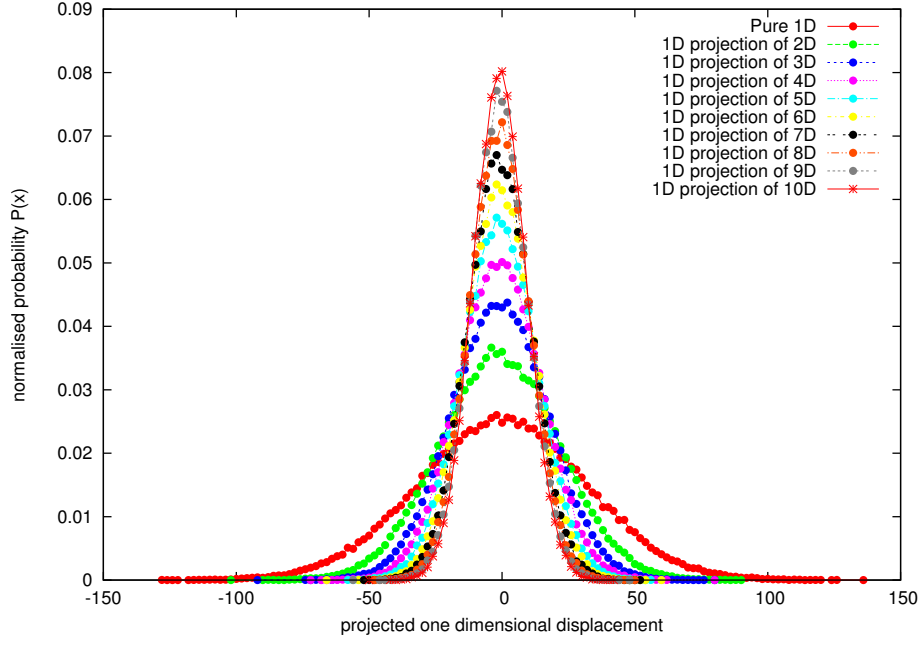


Figure 5: Distribution of displacement of 1 dimensional projection of d -dimensional random walk ($d= 2, 3, 4, 5, 6, 7, 8, 9, 10$ dimensions) with unit step length and Distribution of displacement for pure one dimensional random walk with unit step length after the time step $N_t=1000$ for $N_s=100000$. Here it is seen that as dimension increases the distributions are getting sharper and sharper.

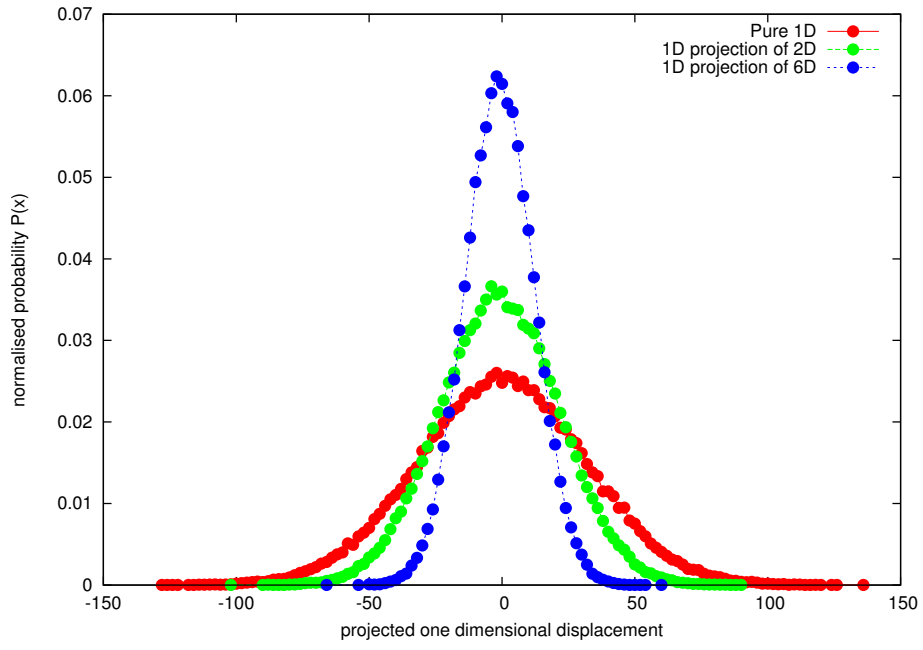


Figure 6: Distribution of displacement for 1 dimensional projection of 2 and 6 dimensions and pure one dimensional random walk for $N_s=100000, N_t=1000$.

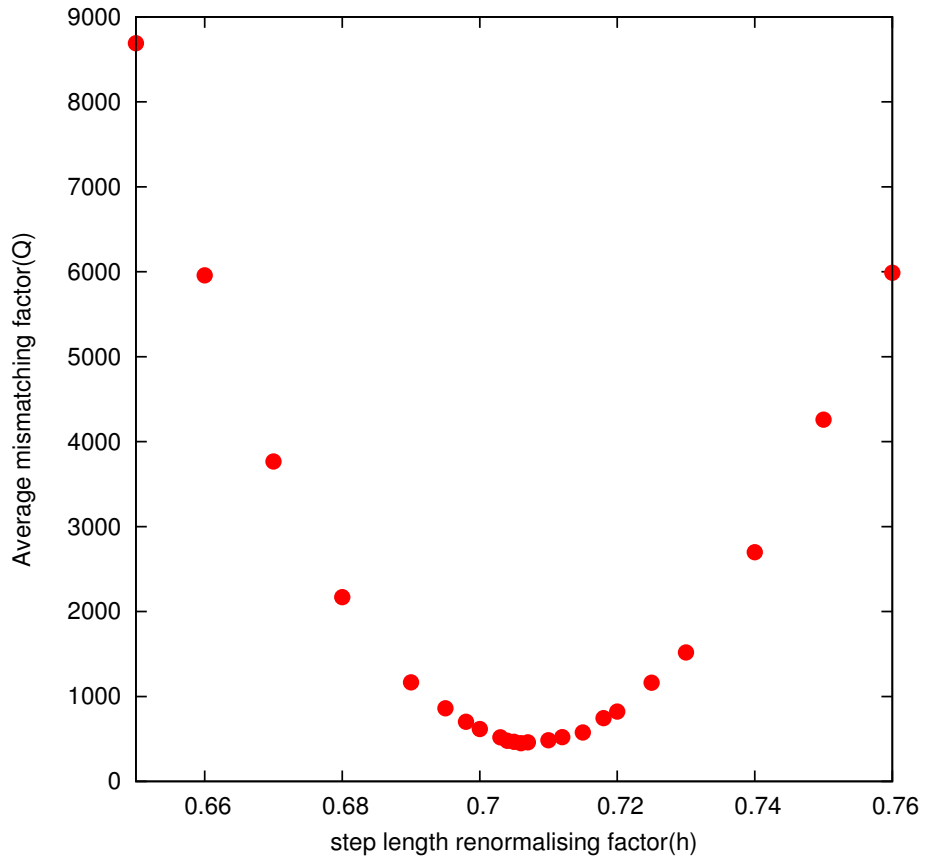


Figure 7: Average mismatching factor (Q) versus step length renormalizing factor (h) in 6 dimension for $N_s=100000, N_t=1000$

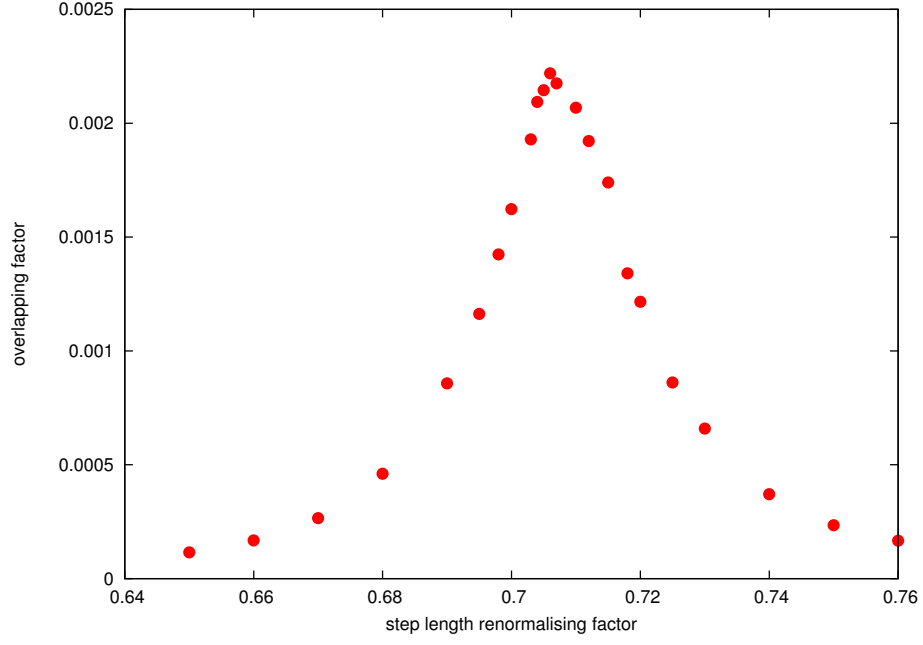


Figure 8: Average overlapping factor ($1/Q$) (y axis in the graph) versus step length renormalizing factor (h) in 6 dimension for $N_s=100000, N_t=1000$. Here it is seen that the average overlapping factor is maximum for $h=0.706$ in case of 6 dimension

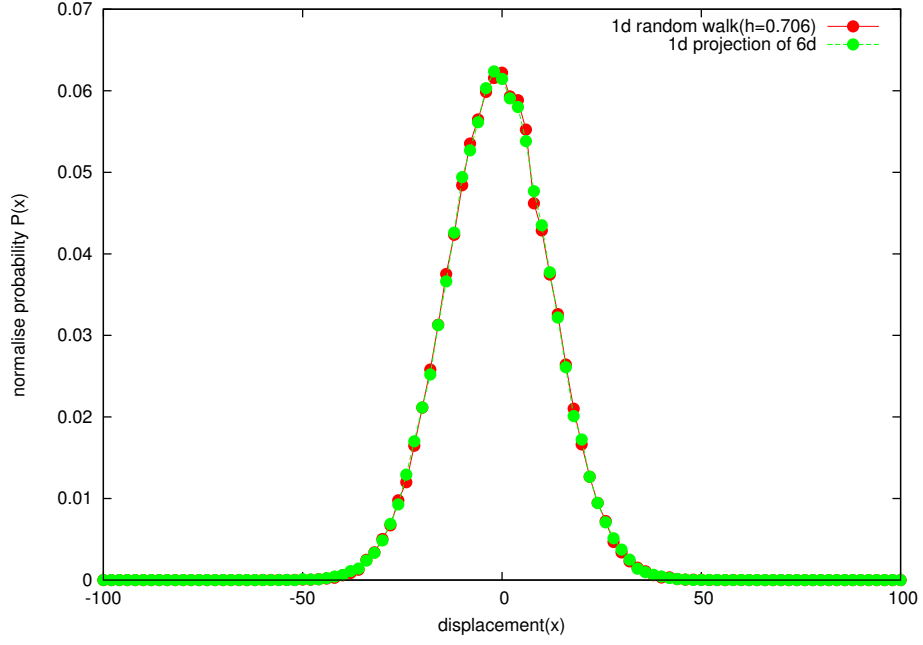


Figure 9: Distribution of displacement of 1 dimensional projection of 6 dimensional random walk with unit step length and distribution of displacement of pure one dimensional random walk with random step length varying uniformly between $-h$ to h where $h=0.706$ for $N_s=100000, N_t=1000$. Here it is seen that the two distributions maximally overlap for the estimated value of h .

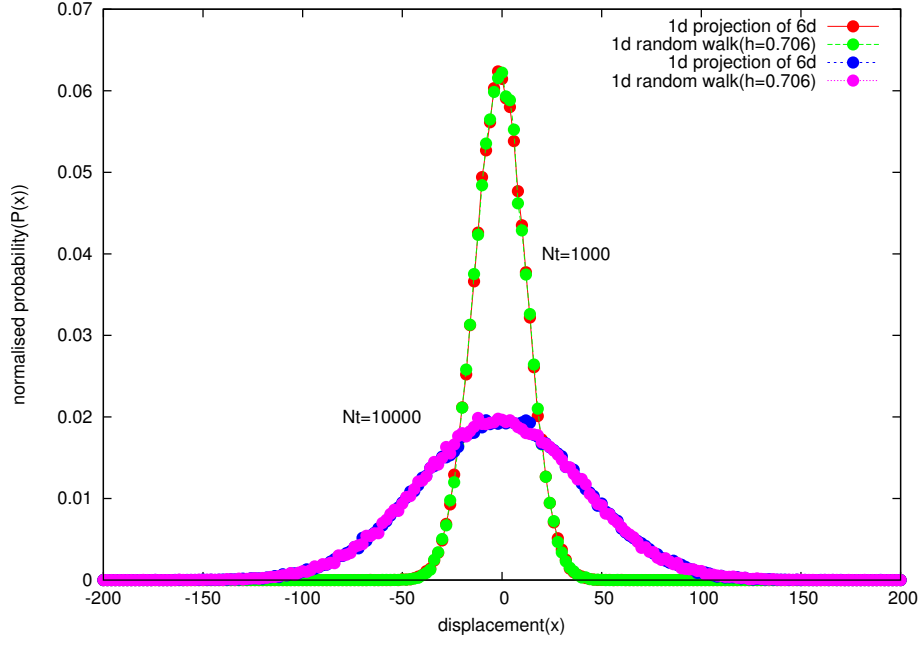


Figure 10: Distribution of displacement of 1 dimensional projection of 6 dimensional random walk with unit step length and distribution of displacement of pure one dimensional random walk with random step length varying uniformly between $-h$ to h where $h=0.706$ for $N_s=100000, N_t=1000$ and $N_t=10000$. Here it is seen that estimated value of h is invariant of N_t .

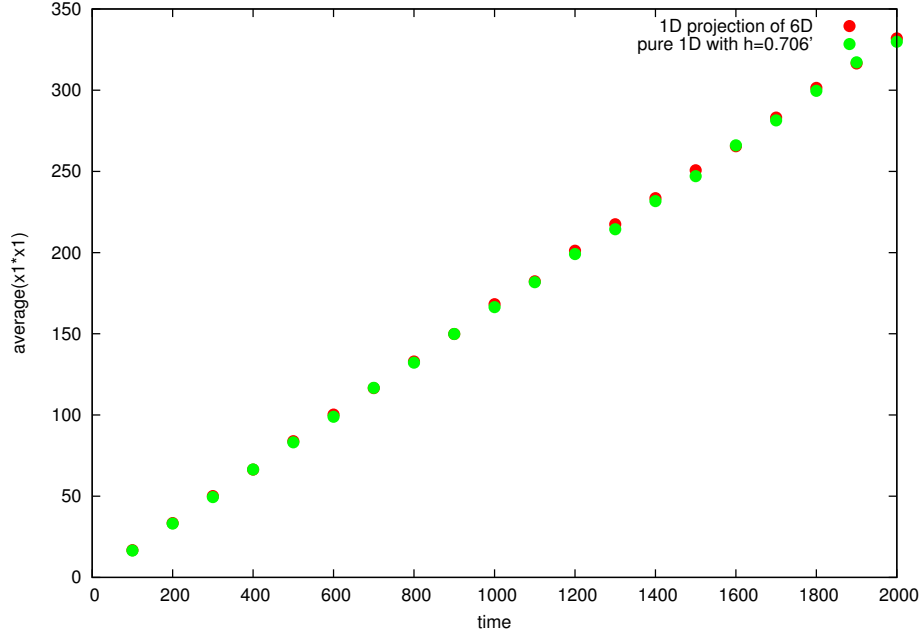


Figure 11: Diffusion of 1 dimensional projection of 6 dimensional random walk with unit step length and pure 1 dimensional random walk with random step length varying uniformly between $-h$ to h where $h=0.706$ for $N_s=100000$.

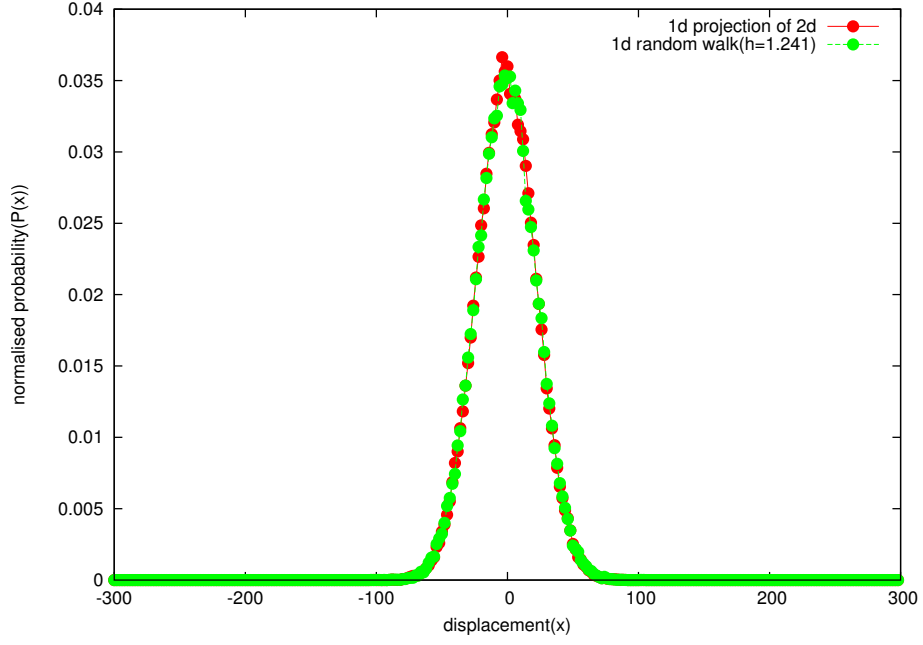


Figure 12: Distribution of displacement of 1 dimensional projection of 2 dimensional random walk with unit step length and distribution of displacement of pure one dimensional random walk with random step length varying uniformly between $-h$ to h where $h=1.241$ for $N_s=100000, N_t=1000$. Here it is seen that the two distributions are almost same.

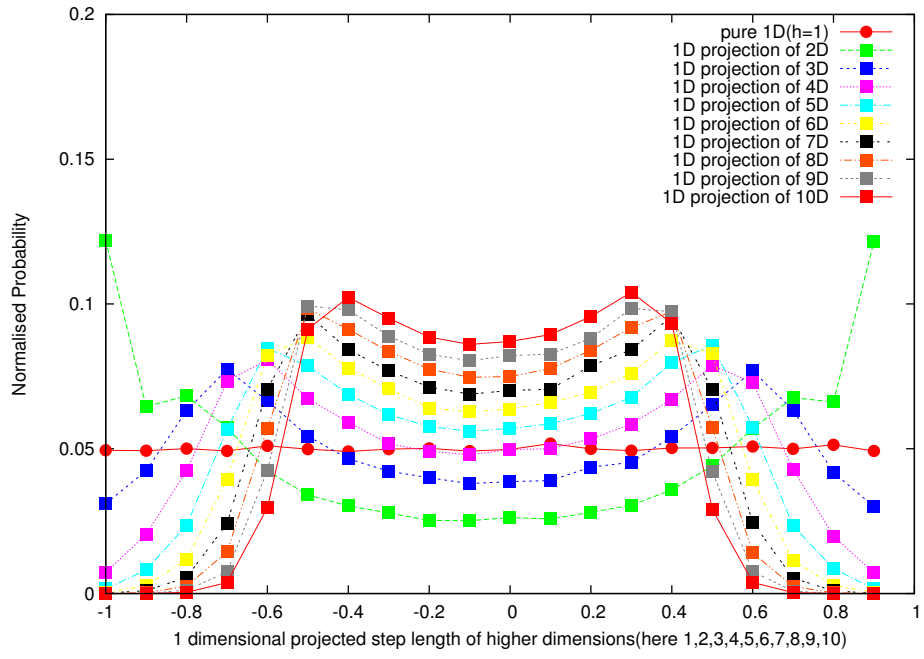


Figure 13: Distribution of 1 dimensional projected step length of d-dimensional random walk ($d= 2, 3, 4, 5, 6, 7, 8, 9, 10$ dimensions) and distribution of step length of pure 1 dimensional random walk where $h=1$ for $N_s=1000, N_t=100$.

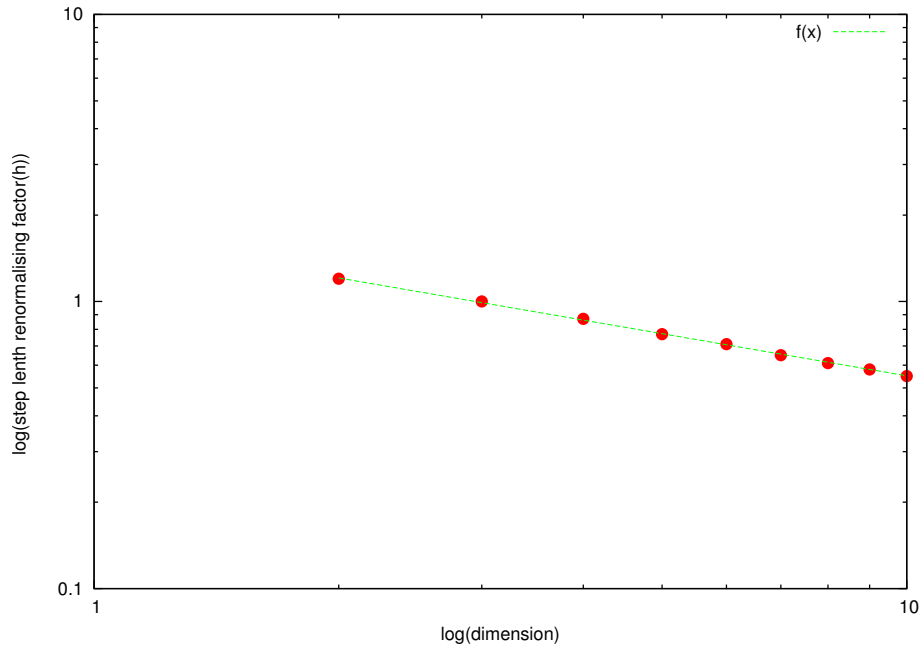


Figure 14: Step length renormalizing factor is plotted with different dimensions(d) ($d= 2, 3, 4, 5, 6, 7, 8, 9, 10$ dimensions). The dotted line is $f(x) = 1.7/\sqrt{x}$