

K2-110 b – a massive mini-Neptune exoplanet

H. P. Osborn^{1*}, A. Santerne^{2,3}, S. C. C. Barros², N. C. Santos^{2,4}, X. Dumusque⁵, L. Malavolta^{6,7}, D. J. Armstrong^{1,8}, S. Hoggatpanah^{2,9}, O. Demangeon³, V. Adibekyan², J.-M. Almenara^{10,11}, D. Barrado¹¹, D. Bayliss⁵, I. Boisse³, F. Bouchy^{5,3}, D. J. A. Brown¹, A. C. Cameron¹², D. Charbonneau¹³, M. Deleuil³, E. Delgado Mena², R.F. Díaz^{5,14,15}, G. Hébrard^{16,17}, J. Kirk¹, G. W. King¹, K. W. F. Lam¹, D. Latham¹³, J. Lillo-Box¹⁸, T. M. Louden¹, C. Lovis⁵, M. Marmier⁵, J. McCormac¹, E. Molinari^{19,20}, F. Pepe⁵, D. Pollacco¹, S. G. Sousa², S. Udry⁵, and S. R. Walker¹

¹ Department of Physics, University of Warwick, Gibbet Hill Road, Coventry, CV4 7AL, UK

² Instituto de Astrofísica e Ciências do Espaço, Universidade do Porto, CAUP, Rua das Estrelas, 4150-762 Porto, Portugal

³ Aix Marseille Université, CNRS, Laboratoire d'Astrophysique de Marseille UMR 7326, 13388, Marseille, France

⁴ Departamento de Física e Astronomia, Universidade do Porto, Rua Campo Alegre, 4169-007 Porto, Portugal

⁵ Observatoire Astronomique de l'Université de Genève, 51 Chemin des Maillettes, 1290 Versoix, Switzerland

⁶ Dipartimento di Fisica e Astronomia "Galileo Galilei", Università di Padova, Vicolo dell'Osservatorio 3, 35122 Padova, Italy

⁷ INAF - Osservatorio Astronomico di Padova, Vicolo dell'Osservatorio 5, 35122 Padova, Italy

⁸ ARC, School of Mathematics & Physics, Queen's University Belfast, University Road, Belfast BT7 1NN, UK

⁹ Department of Physics, University of Zanjan, University Blvd, 45371-38791, Zanjan, Iran

¹⁰ Université Grenoble Alpes, IPAG, 38000 Grenoble, France

¹¹ CNRS, IPAG, 38000 Grenoble, France Depto. de Astrofísica, Centro de Astrobiología (CSIC-INTA), ESAC campus 28692 Villanueva de la Cañada (Madrid), Spain

¹² School of Physics & Astronomy, University of St. Andrews, North Haugh, St. Andrews Fife, KY16 9SS, UK

¹³ Harvard-Smithsonian Center for Astrophysics, 60 Garden Street, Cambridge, Massachusetts 02138, USA

¹⁴ Universidad de Buenos Aires, Facultad de Ciencias Exactas y Naturales, Buenos Aires, Argentina.

¹⁵ CONICET - Universidad de Buenos Aires, Instituto de Astronomía y Física del Espacio (IAFE), Buenos Aires, Argentina.

¹⁶ Institut d'Astrophysique de Paris, UMR7095 CNRS, Université Pierre & Marie Curie, 98bis boulevard Arago, 75014 Paris, France

¹⁷ Observatoire de Haute-Provence, Université d'Aix-Marseille & CNRS, 04870 Saint Michel l'Observatoire, France

¹⁸ European Southern Observatory (ESO), Alonso de Cordova 3107, Vitacura, Casilla 19001, Santiago de Chile, Chile

¹⁹ INAF - Fundación Galileo Galilei, Rambla José Ana Fernández Pérez 7, 38712 Berña Baja, Spain

²⁰ INAF - IASF Milano, via Bassini 15, 20133, Milano, Italy

Submitted May 13, 2016

ABSTRACT

We report the discovery of the exoplanet K2-110 b (previously EPIC212521166b) from K2 photometry orbiting in a 13.8637d period around an old, metal-poor K3 dwarf star. With a V-band magnitude of 11.9, K2-110 is particularly amenable to RV follow-up. A joint analysis of K2 photometry and high-precision RVs from 28 HARPS and HARPS-N spectra reveal it to have a radius of $2.6 \pm 0.1 R_{\oplus}$ and a mass of $16.7 \pm 3.2 M_{\oplus}$, hence a density of $5.2 \pm 1.2 \text{ g.cm}^{-3}$, making it one of the most massive planets yet to be found with a sub-Neptune radius. When accounting for compression, the resulting Earth-like density is best fitted by a $0.2 M_{\oplus}$ hydrogen atmosphere over an $16.5 M_{\oplus}$ Earth-like interior, although the planet could also have significant water content. At 0.1 AU, even taking into account the old stellar age of 8 ± 3 Gyr, the planet is unlikely to have been significantly affected by EUV evaporation. However the planet likely disc-migrated to its current position making the lack of a thick H_2 atmosphere puzzling. This analysis has made K2-110 b one of the best-characterised mini-Neptunes with density constrained to less than 30%.

Key words. Exoplanet detection – Stars: individual: K2-110 – Techniques: RVs – Planetary systems – K2

1. Introduction

Since 2014, *Kepler's* extended K2 mission (Howell et al. 2014) has observed eleven 80-day fields, giving precise photometry for more than 200,000 stars. So far, it has produced around 500 planet candidates (Foreman-Mackey et al. 2015; Vanderburg et al. 2015; Barros et al. 2016; Pope et al. 2016) and nearly 150 confirmed or validated planets (Montet et al. 2015; Sinukoff et al. 2015; Armstrong et al. 2015b; Barros et al. 2015; Crossfield et al. 2016). K2 has also significantly expanded the population of small planets transiting bright stars, with the number of K2 planets around stars with *Kepler* magnitude 11 – 12.5 already

exceeding the initial four-year *Kepler* mission (Crossfield et al. 2016).

Large super-Earths and mini-Neptunes are an interesting and diverse population to study. Lying in the transition regime between terrestrial planets and gas giants, they can provide direct constraints on giant planet formation theory (e.g. Hansen & Murray 2012). They range from low-density neptunes (e.g. the Kepler-11 system; $0.6 - 1.7 \text{ g.cm}^{-3}$ Lissauer et al. 2013), to super-Earths with large rocky interiors (e.g. Kepler-10 c; $7 \pm 1 \text{ g.cm}^{-3}$ Dumusque et al. 2014), to controversial claims of ultra-dense super-Earths that could be evaporated gas giant cores (e.g. K2-38 b; $17.5 \pm 7 \text{ g.cm}^{-3}$ Sinukoff et al. 2016). With magnitudes brighter than $V=12$, such planets are also suitable targets

* email: h.p.osborn@warwick.ac.uk

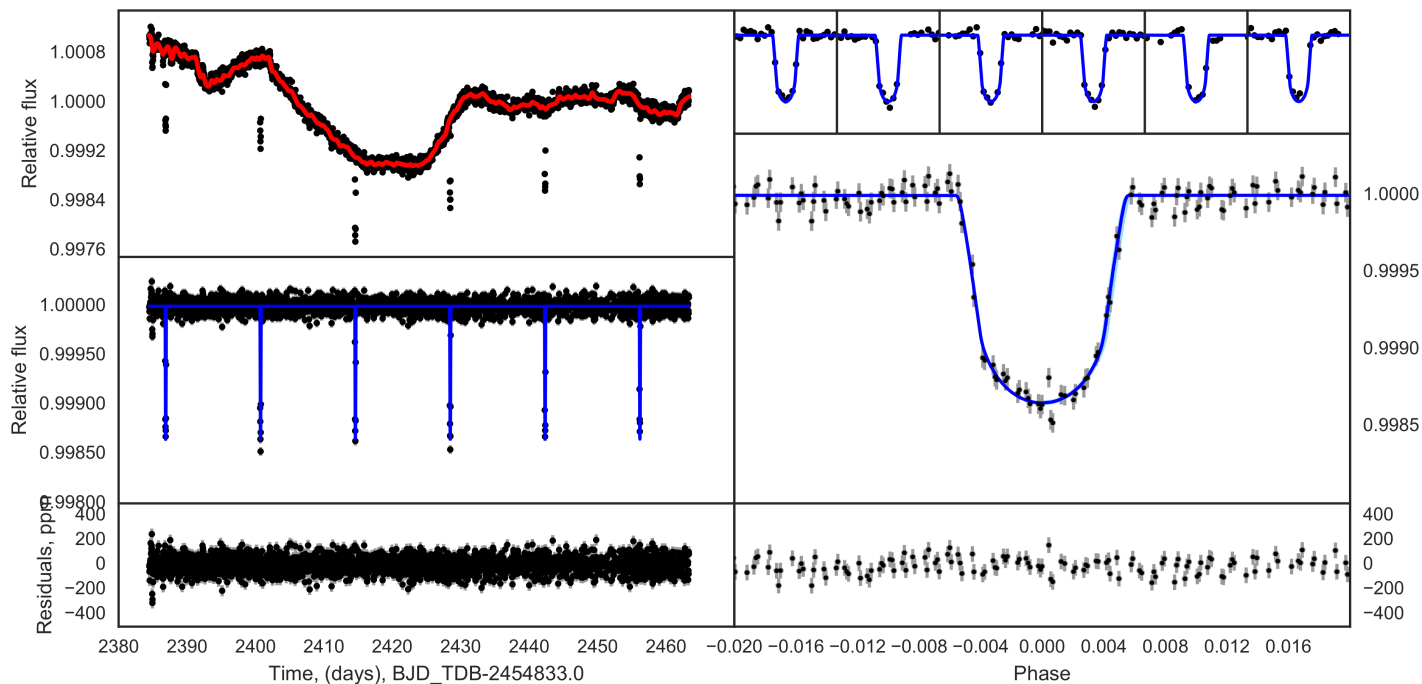


Fig. 1. Transit lightcurve and model best-fit. Detrended *K2* Lightcurve (upper left); Lightcurve smoothed with Gaussian Processes (centre left); best-fit transit model lightcurve residuals (lower left); All six transits (upper right); Phase-folded unbinned lightcurve centred on transit with best-fit model in blue & best-fit region in light blue (centre right); Phase-folded model residuals (lower right).

for ground-based follow-up targeting radial velocities (RVs), the Rossiter-McLaughlin effect and atmospheric spectroscopy. We present the detection of a sub-Neptune radius planet around the K field dwarf K2-110 from *K2* photometry and the confirmation and mass measurement of this planet with HARPS and HARPS-N RVs.

2. Observations, data reduction and analysis

2.1. *K2* Photometry

EPIC212521166 was observed during Campaign 6 of the *K2* mission. We downloaded the pixel data from the Mikulski Archive for Space Telescopes (MAST)¹ and used a modified version of the CoRoT imagerie pipeline to extract the light curve. Based on signal-to-noise of each pixel we computed an optimal aperture of 25 pixels. The background was estimated using the 3σ clipped median of all the pixels in the image and subtracted. We also calculated the centroid using the Modified Moment Method by Stone (1989). In order to correct for flux variations due to the star's apparent motion on the charge-coupled device (CCD) we used a self-flat-fielding procedure similar to Vanderburg & Johnson (2014). This assumes the movement of the satellite was mainly in one direction, as described in Barros et al. (2016). The lightcurve was flattened with an exponential square Gaussian process trained on out-of-transit data. Transit fitting was performed jointly with RVs and is described in section 2.4. The final light curve of K2-110 has mean out-of-transit RMS of 134 parts per million (ppm) per 30 min cadence.

2.2. Detection

EPIC212521166 was identified as a strong planet candidate during two independent searches for transits in the lightcurve. Both Barros et al. (2016) using the CoRoT alarm pipeline and the detrending method defined above, and a manual search of bright Campaign 6 lightcurves detrended using the technique of Armstrong et al. (2015a) detected K2-110 b. It was also independently identified by Aigrain et al. (2016) & Pope et al. (2016) although no detailed analysis was performed.

2.3. Radial velocity follow-up

We performed RV follow-up of the target star. A single exposure with the CORALIE spectrograph (Queloz et al. 2000) mounted on the EULER telescope at ESO La Silla observatory, Chile confirmed that the target was suitable for precise radial velocities.

The target was then observed with the HARPS spectrograph (Mayor et al. 2003), mounted on the 3.6m telescope at ESO La Silla observatory². Seventeen exposures of 3600 s in the obj_AB mode were secured on 13 nights from 2016-03-03 to 2016-08-10, with S/N per pixel at 5500 Å from 25 to 57 leading to photon noise uncertainty (σ_{RV}) in the range 1.2 – 3.0 m.s⁻¹.

Eleven further spectra were also taken with the HARPS-N spectrograph (Cosentino et al. 2012), mounted on the 3.58m Telescopio Nazionale Galileo at ING La Palma observatory. These had a median exposure time of 1800s each and were secured on 11 nights from 2016-05-12 to 2016-06-25, with S/N per pixel at order $n = 50$ (5500 Å) from 15 to 37. The HARPS-N exposures suffered from contamination of moonlight, which

¹ http://archive.stsci.edu/kepler/data_search/search.php

² ESO programme ID: 096.C-0657

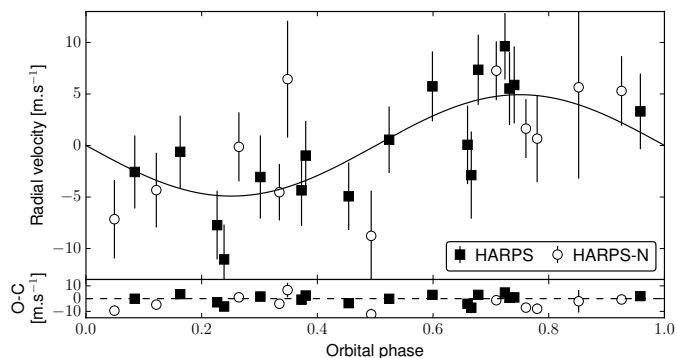


Fig. 2. RVs taken by HARPS and HARPS-N, phased to the 13.86d period as determined from the *K2* lightcurve. The best model is also displayed together with the residuals.

were corrected by subtracting the CCF of the spectrum of the sky (gathered with fiber B) from the CCF of the target star (gathered with fiber A), after recomputing the former with the same flux correction coefficients of the latter (see Malavolta et al. (2017) for details). Although contamination corrections were applied to all HARPS-N measurements, only six of these had absolute RV corrections ($|\Delta RV|$) greater than the photon noise (σ_{RV}), with four being corrected by more than $2\sigma_{RV}$ (see Table 4).

We computed the RVs from each high-resolution spectrum using weighted cross-correlation with a K5 template (Baranne et al. 1996; Pepe et al. 2002) as implemented by the HARPS and HARPS-N pipelines. RV uncertainties were determined as described in Bouchy et al. (2001). They range from 1.1 to 8.8 m.s^{-1} . The pipeline also computed the averaged line profile full-width half maximum (FWHM), bisector span and the $\log R'_{HK}$. All these data are reported with uncertainties in Appendix Table 3.

2.4. Host star parameters

Stellar atmospheric parameters and $[\text{Fe}/\text{H}]$ were derived in LTE using a recent version of the MOOG code (Snedden 1973) and a set of plane-parallel ATLAS9 model atmospheres (Kurucz 1993), as described in Sousa et al. (2011). The full spectroscopic analysis is based on the equivalent widths (EWs) of 103 Fe I and 15 Fe II weak lines by imposing ionization and excitation equilibrium. The line-list used was taken from Tsantaki et al. (2013), and is adapted for stars with $T_{\text{eff}} < 5200$ K. The stellar parameters derived using this methodology were shown to be in line with the ones derived using other methods, for example, interferometry and Infra-Red Flux Method (IRFM) (see Santos et al. 2013, for details). Our derived values of T_{eff} (4960 ± 60 K), $\log(g)$ (4.58 ± 0.13) and $[\text{Fe}/\text{H}]$ (-0.34 ± 0.03) are used as priors in PASTIS (see Section 2.5 and Table 5) and therefore are re-derived in a self-consistent manner with all observed stellar information. We also find a $\log R'_{HK}$ of -4.983 ± 0.002 . Chemical abundances for different species derived using the methodology described in, for example Adibekyan et al. (2016) and Santos et al. (2015) are shown in in Appendix Table 4.

2.5. PASTIS analysis

We jointly analysed the HARPS/HARPS-N RVs, *K2* photometric light curve within 3h of the transit midtime and the spectral energy distribution (SED) as observed by the APASS, 2-MASS

Table 1. Stellar Information for K2-110. Magnitudes from ExoFOP-K2.

Parameter	Value and uncertainty
<i>Stellar information</i>	
EPIC	212521166
R.A.	13h 49m 23.890s
Dec	-12d 17m 04.16s
2MASS ID	2MASS J13492388-1217042
$\mu_{R.A.}$	42.6 ± 1.1 mas/yr
μ_{Dec}	-101.2 ± 1.4 mas/yr
<i>Photometric magnitudes</i>	
B	12.834 ± 0.05
V	11.91 ± 0.07
Ke _p	11.59
J	10.184 ± 0.022
H	9.641 ± 0.023
K	9.607 ± 0.024
WISE 3.4 μm	9.521 ± 0.024
WISE 4.6 μm	9.577 ± 0.020
WISE 12 μm	9.479 ± 0.038
WISE 22 μm	8.695

and WISE surveys (Munari et al. 2014; Cutri et al. 2014) using the PASTIS software (Díaz et al. 2014; Santerne et al. 2015). It models the light curve using the *jktebop* package (Southworth 2008) assuming an oversampling factor (Kipping 2010) of 30 to account for the long integration time of the *K2* data. The SED was modelled using the BT-SETTL library of stellar atmosphere (Allard et al. 2012). The RVs were modelled with a Keplerian orbit. A Markov Chain Monte Carlo (MCMC) method was used to analyse the data. The results from the spectral analysis described in Section 2.4 were used as priors for the host star. The spectroscopic parameters were converted into fundamental stellar parameters in the MCMC using the Dartmouth evolution tracks (Dotter et al. 2008). For detail on the priors used see Table 5.

We used uninformative priors for most of the parameters. Exception include the stellar atmospheric parameters, for which we used the inputs of Section 2.4; the orbital eccentricity, for which we choose a Beta distribution (Kipping 2013); and the orbital ephemeris, for which we choose uniform distributions centred on the values found by the detection pipeline.

We ran 20 independent MCMCs of 3×10^5 iteration randomly started from the joint prior distribution. We then removed the burn-in phase before merging the converged chains (see Díaz et al. (2014)). The residuals of the RV have a RMS at the level of 3.0 m.s^{-1} , which is approximately twice the median photon noise. The fit was also run with uniform priors on both eccentricity and limb darkening parameters to test if these may be influencing the resulting planet parameters. However, all outputs were consistent within 1-sigma to those obtained during the initial PASTIS fit. Complete stellar and planetary outputs of PASTIS are reported in Table 2.

3. Discussion

3.1. Validity

The presence of a RV signal in-phase with (and at a similar amplitude to) that expected from the transit detection is extremely

Table 2. Physical parameters of the K2-110 system

Parameter	Value and uncertainty
<i>Stellar parameters</i>	
Stellar mass M_\star [M_\odot]	0.738 ± 0.018
Stellar radius R_\star [R_\odot]	0.713 ± 0.020
Stellar age τ [Gyr]	8 ± 3
Distance d [pc]	118.0 ± 3.6
Reddening $E(B-V)$ [mag]	$0.019^{+0.019}_{-0.013}$
Systemic RV v_0 [km.s^{-1}]	$-21.6331 \pm 9 \times 10^{-4}$
Effective temperature T_{eff} [K]	5010 ± 50
Surface gravity $\log g$ [g.cm^{-2}]	4.60 ± 0.03
Iron abundance [Fe/H] [dex]	-0.34 ± 0.03
Spectral type	K3V
<i>Orbital parameters</i>	
Period P [d]	$13.86375 \pm 2.6 \times 10^{-4}$
Transit epoch T_0 [BJD _{TDB}]	$2457275.32992 \pm 6.1 \times 10^{-4}$
Orbital eccentricity e	0.079 ± 0.07
Argument of periastron ω [°]	90^{+180}_{-64}
Inclination i [°]	$89.35^{+0.41}_{-0.24}$
Semi-major axis a [AU]	$0.1021 \pm 8 \times 10^{-4}$
<i>Transit & radial velocity parameters</i>	
System scale a/R_\star	30.8 ± 1.0
Impact parameter b	$0.34^{+0.14}_{-0.22}$
Transit duration T_{14} [h]	3.22 ± 0.03
Planet-to-star radius ratio k_r	$0.0333 \pm 6.6 \times 10^{-4}$
Limb darkening u_a	$0.5322 \pm 1.2 \times 10^{-2}$
Limb darkening u_b	$0.1787 \pm 8 \times 10^{-3}$
RV amplitude K [m.s^{-1}]	5.5 ± 1.1
HARPS-N RV jitter [m.s^{-1}]	3 ± 2
HARPS RV jitter [m.s^{-1}]	3.1 ± 1
Instrument offset [m.s^{-1}]	4.2 ± 1.8
K2 contamination [flux, ppt]	3.4^{+4}_{-2}
K2 jitter [flux, ppm]	40 ± 4.6
SED jitter [mag]	0.02 ± 0.02
<i>Planet parameters</i>	
Planet mass M_p [M_\oplus]	16.7 ± 3.2
Planet radius R_p [R_\oplus]	2.592 ± 0.098
Planet density ρ_p [g.cm^{-3}]	5.2 ± 1.2
Equilibrium temperature T_{eq} [K]	640 ± 20

Notes. All the uncertainties provided here are only the statistical ones. Errors on the models are not considered, as they are unknown. Stellar parameters are derived from the combined analysis of the data and not from the spectral analysis. We assumed $R_\odot=695$ 508km, $M_\odot=1.98842 \times 10^{30}$ kg, $R_\oplus=6$ 378 137m, $M_\oplus=5.9736 \times 10^{24}$ kg, and 1AU=149 597 870.7km.

strong evidence for a planet. However, we also performed additional tests to ensure that the signal was not due to, for example, a blended eclipsing binary.

Using the cross-correlation function with which we computed RVs, we can exclude to 3-sigma all secondaries with $\Delta\text{mag} < 6.5$, assuming the companion is spectrally resolved (ie

$v_0 > 2.7 \text{ km.s}^{-1}$), and has a similar T_{eff} , metallicity, and rotation (Santerne et al. 2015). Although K2's pixel drift is significant, we can constrain in-transit centroid shifts that result from a signal from a background star to 0.86" and 0.28" (2-sigma limits) in the x & y directions. The BIS and FWHM do not exhibit significant variation with RMS at the level of 6 m.s^{-1} and 5 m.s^{-1} , respectively. No significant correlation is found between these spectroscopic diagnoses and the radial velocity with a Pearson test of 0.01 ± 0.02 , and 0.13 ± 0.02 , respectively. This strongly supports the planetary nature of the detection (Santerne et al. 2015). Small Neptunes also have the lowest false positive rates (6.7% in *Kepler*, Fressin et al. 2013). Together all these are extremely good evidence that the signal is planetary rather than from a false positive, and enables us to designate this planet as confirmed.

3.2. Age and rotation

We derived a stellar age of 8 ± 5 Gyr from the joint orbital analysis of RVs, photometry, and stellar evolution tracks, with posterior samples cut such that age < 13.5 Gyr. No clear rotational signal is detected in the lightcurve, although variation on the order of weeks is seen which could be suggestive of slow starspot rotation (and therefore an old gyrochronological age). A slow stellar rotation and old age are also supported by the upper limit of v_{rot} measured from HARPS spectra ($< 2.7 \text{ km.s}^{-1}$, $P_{\text{min}} > 9.2$ d), and the non-detection of lithium ([Li/H] < 0.2).

Recently, Nissen (2015) showed that [Y/Mg] ratio can be used to estimate stellar ages. This result was later confirmed by Tucci Maia et al. (2016), the age relation from which suggests an age of 8.1 ± 2.8 Gyr for K2-110. Hence, all three methods point this star being an old field star, which may also explain its low metallicity.

3.3. Stellar composition

The low metallicity of K2-110 is in agreement with the finding that small planets can form around metal-poor host stars (Buchhave et al. 2012). However, the interior mass ($16.5 M_\oplus$) appears anomalously large for such a metal-poor star, with the median mass sitting above the mass-metallicity upper boundary as found by Courcol et al. (2016) for Neptunian exoplanets. Unusually, K2-110 does not show an enhancement in α -elements (e.g. Si, Mg, etc) compared to other metal-poor planet hosts (Adibekyan et al. 2012) though it does show enhancement in the pure α -element oxygen ([O/Fe]=0.35).

3.4. TTVs and other planets

Using a transit model generated from our PASTIS best fit, we searched for transit timing variations by iteratively shifting the flux model over each individual transit with a resolution of 2.6 s. We detect no significant TTVs and are able to rule out their presence above an amplitude of 6 minutes to 3σ .

We also searched for potential other transiting planets in the system but found no significant signal. Injection & retrieval tests enable us to rule out to $> 90\%$ confidence the presence co-planar planets with orbits < 30 d and radii $> 1 R_\oplus$. This, along with the location of K2-110 b at the metallicity-mass upper limit, suggests that the planet is likely solitary and contains the majority of K2-110's protoplanetary disc mass.

3.5. Composition and formation

With a mass of $16.7 \pm 3.2 M_{\oplus}$ and a radius of $2.6 \pm 0.1 R_{\oplus}$, this planet stands out as being one of the most massive exoplanets with a sub-Neptune radius (Fig. 3) detected so far. Despite an Earth-like density of $5.2 \pm 1.2 \text{ g.cm}^{-3}$, a 2-layer iron-silicate composition model is unable to explain the density of K2-110 b. Instead, either low-density volatiles such as water, an H-He atmosphere, or a combination of both must be present. We explore the possibility of these degenerate compositions here. Using the 3-layer solid exoplanet composition model of Zeng & Sasselov (2013)³, we compute that a $8.5 M_{\oplus}$ Earth-like interior of $\sim 70\%$ MgSiO_3 and $\sim 30\%$ Fe covered by $8 M_{\oplus}$ of H_2O can explain the mass and radius of K2-110 b. As well as surface molecular water, such a model would also require high-pressure water phases Ice VII, Ice X and superionic fluid (Zeng & Sasselov 2014).

In the alternate case, the models of Adams et al. (2008) and Lopez & Fortney (2014) both show that an earth-like $16.5 M_{\oplus}$ interior of iron core and silicate mantle can host a $\sim 0.2 M_{\oplus}$, $\sim 0.4 R_{\oplus}$ H-He atmosphere to produce the equivalent bulk density. Intermediate compositions between these two boundary models are also possible. This suggests the mass fraction of hydrogen is likely $< 1\%$ for K2-110 b.

The growing population of high-density planets in the regime from 10 to $20 M_{\oplus}$ also suggests that planets can exist in this region without accreting significant hydrogen. This may therefore suggest that the minimum core accretion mass of $\sim 10 M_{\oplus}$ (Pollack et al. 1996) is underestimated, or that processes exist to remove gaseous atmospheres post-accretion. The unusual density of this planet also suggests that mass-radius relations (e.g. Weiss & Marcy 2014), should be used with extreme caution in the regime between terrestrial planets and gas giants (e.g. Fig. 3).

To investigate whether K2-110 b could have been formed with a substantial atmosphere that later evaporated, we looked at the potential mass loss from EUV. Taking an average of the most EUV-luminous K-type star, we use the calculations of Lecavelier des Étangs (2007) and calculate a mass loss rate of $2 \times 10^9 \text{ gs}^{-1}$ (Eq. 15), which corresponds to an upper limit of $0.13 M_{\oplus}$ over 10 Gyr. This is of similar magnitude to a maximum X-ray mass-loss rate computed from Owen & Jackson (2012). Therefore, using the Hydrogen atmosphere models mentioned previously, the host star is likely incapable of evaporating more than $0.2 R_{\oplus}$ of Hydrogen from K2-110 b. Thus evaporation is unlikely to have contributed to the high density we see today. Hence K2-110 b likely formed dense, potentially after the gas disc has been photoevaporated.

However, to form K2-110 b in situ at 0.1 AU would require a disc mass enhanced by 50 compared to solar values (Schlichting 2014). Hence, either material from more distant parts of the disc migrated inwards to build K2-110 b (e.g. Chatterjee & Tan 2013; Hansen & Murray 2012), or the planet itself formed far out in the disc and migrated inwards (e.g. McNeil & Nelson 2010; Kley & Nelson 2012).

In the latter case, migration could have occurred through dynamic scattering, or through disc migration. Better constraints on orbital eccentricity ($e = 0.08 \pm 0.07$ in this analysis) could help point such an orbital migration mechanism, however we can rule out high eccentricities ($e > 0.25$) typical of warm exoplanets caused by Kozai migration (Dawson & Chiang 2014). On its relatively wide orbit of 14d, K2-110 b is also unlikely to have been acted on by stellar tidal forces; a necessary component

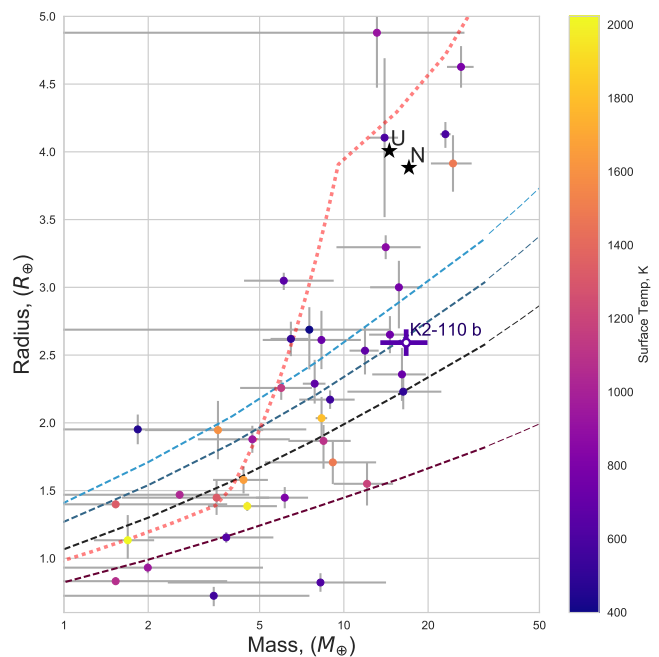


Fig. 3. K2-110 b (solid cross, right) compared to other super-Earth and Neptunian planets (data from Han et al. (2014); Marcy et al. (2014)). Mass-radius relations adapted from Zeng & Sasselov (2013) for 100%-Fe, Earth-like, 50%-water and 100% water compositions (dashed lines from bottom to top). A mass-radius relation for small exoplanets (Weiss & Marcy 2014) is also shown (fine dashes).

of dynamic migration (Fabrycky & Tremaine 2007). Therefore, if K2-110 b migrated to its current position low-eccentricity disc migration is more likely. However, the lack of a thick H atmosphere on K2-110 b is at odds with the migration of a $> 10 M_{\oplus}$ planet through a gaseous disc.

On the other hand, models of the migration, impact and accretion of systems of compact planets or planetary embryos (Ida & Lin 2008; Boley et al. 2015) are able to explain both K2-110 b's orbit and its lack of significant hydrogen atmosphere (Liu et al. 2015). Improved orbital parameter measurements (e.g. misalignment and eccentricity) and statistical analyses of exoplanet populations could disentangle which scenario occurred.

4. Conclusion

Using photometry from *K2* we have detected a $2.6 \pm 0.1 R_{\oplus}$ planet orbiting an early K-dwarf. RV observations with HARPS and HARPS-N have confirmed K2-110 b (EPIC 212521166) as a planet and measured its mass to be $16.7 \pm 3.2 M_{\oplus}$. The corresponding bulk density suggests K2-110 b has a large rocky interior and is hydrogen-poor, with $< 1\%$ of its mass in a hydrogen atmosphere. Alternatively, the planet could be volatile-rich, with up to $9 M_{\oplus}$ of H_2O . Our analysis means K2-110 b is now one of the best-characterised sub-Neptune planets with a radius and mass constrained to 4% and 20% respectively. Future observations will improve our understanding of the bulk composition and migration of this planet.

Acknowledgements. We are grateful to the pool of HARPS observers who conducted part of the visitor-mode observations at La Silla Observatory: Fatemeh Motalebi, Aurélien Wytenbach, Baptiste LaVie, Pedro Figueira, Alessandro Sozzetti, and Anaël Wunsche. The Portuguese team acknowledges the support from the Fundação para a Ciência e Tecnologia (FCT) through national funds and by FEDER through COMPETE2020 by grants UID/FIS/04434/2013 &

³ Accessed from <https://www.cfa.harvard.edu/lzeng/>

POCI-01-0145-FEDER-007672, PTDC/FIS-AST/1526/2014 & POCI-01-0145-FEDER-016886 and PTDC/FIS-AST/7073/2014 & POCI-01-0145-FEDER-016880. S.C.C.B., N.C.S. e S.G.S. also acknowledge support from FCT through Investigador FCT contracts numbers IF/01312/2014/CP1215/CT0004, IF/00169/2012/CP0150/CT0002 and IF/00028/2014/CP1215/CT0002. V.Zh.A. and E.D.M. also acknowledge support from FCT through Investigador FCT contracts IF/00650/2015/CP1273/CT0001, IF/00849/2015/CP1273/CT0003, and by the fellowship SFRH/BPD/70574/2010, SFRH/BPD/76606/2011 funded by FCT (Portugal) and POPH/FSE (EC). S.H. acknowledges support by the fellowship PD/BD/128119/2016 funded by FCT (Portugal) and POPH/FSE (EC). A.S. was supported by the EU under a Marie Curie Intra-European Fellowship for Career Development with reference FP7-PEOPLE-2013-IEF, number 627202. AS is supported by the EU under a Marie Curie Intra-European Fellowship for Career Development with reference FP7-PEOPLE-2013-IEF, number 627202. DJAB acknowledges support from the UKSA and the University of Warwick. J.L-B acknowledges support from the Marie Curie Actions of the European Commission (FP7-COFUND) JMA acknowledges funding from the European Research Council under the ERC Grant Agreement n. 337591-ExTrA. D.J.A. and D.P. acknowledge funding from the European Union Seventh Framework programme (FP7/2007- 2013) under grant agreement No. 313014 (ETA-EARTH). OD acknowledges support by CNES through contract 567133 P.A.W acknowledges the support of the French Agence Nationale de la Recherche (ANR), under programme ANR-12-BS05-0012 Exo-Atmos". Some of the data presented in this paper were obtained from the Mikulski Archive for Space Telescopes (MAST). STScI is operated by the Association of Universities for Research in Astronomy, Inc., under NASA contract NAS5-26555. Support for MAST is provided by NASA grant NNX09AF08G & by other grants and contracts. This paper includes data collected by the *Kepler* mission. Funding for the *Kepler* mission is provided by the NASA Science Mission directorate.

References

- Adams, E., Seager, S., & Elkins-Tanton, L. 2008, *The Astrophysical Journal*, 673, 1160
- Adibekyan, V., Delgado-Mena, E., Figueira, P., et al. 2016, *ArXiv e-prints* [arXiv:1605.01918]
- Adibekyan, V. Z., Santos, N. C., Sousa, S. G., et al. 2012, *A&A*, 543, A89
- Aigrain, S., Parviainen, H., & Pope, B. 2016, EPIC212521166: a transiting planet candidate discovered in Campaign 6 data from the K2 Mission
- Allard, F., Homeier, D., & Freytag, B. 2012, *Philosophical Transactions of the Royal Society of London A: Mathematical, Physical and Engineering Sciences*, 370, 2765
- Armstrong, D., Kirk, J., Lam, K., et al. 2015a, *Astronomy & Astrophysics*, 579, A19
- Armstrong, D. J., Veras, D., Barros, S. C., et al. 2015b, *arXiv preprint arXiv:1503.00692*
- Baranne, A., Queloz, D., Mayor, M., et al. 1996, *Astronomy and Astrophysics Supplement Series*, 119, 373
- Barros, S., Almenara, J., Demangeon, O., et al. 2015, *Monthly Notices of the Royal Astronomical Society*, 454, 4267
- Barros, S., Demangeon, O., & Deleuil, M. 2016, *Astronomy & Astrophysics*, 594, A100
- Boley, A., Contreras, A., & Gladman, B. 2015, *arXiv preprint arXiv:1510.04276*
- Bouchy, F., Pepe, F., & Queloz, D. 2001, *Astronomy & Astrophysics*, 374, 733
- Buchhave, L. A., Latham, D. W., Johansen, A., et al. 2012, *Nature*, 486, 375
- Chatterjee, S. & Tan, J. C. 2013, *The Astrophysical Journal*, 780, 53
- Cosentino, R., Lovis, C., Pepe, F., et al. 2012, in *SPIE Astronomical Telescopes+ Instrumentation*, International Society for Optics and Photonics, 84461V–84461V
- Courcol, B., Bouchy, F., & Deleuil, M. 2016, *Monthly Notices of the Royal Astronomical Society*, stw1049
- Crossfield, I. J., Ciardi, D. R., Petigura, E. A., et al. 2016, *The Astrophysical Journal Supplement Series*, 226, 7
- Cutri, R. et al. 2014, *VizieR Online Data Catalog*, 2328, 0
- Dawson, R. I. & Chiang, E. 2014, *science*, 346, 212
- Díaz, R. F., Almenara, J. M., Santerne, A., et al. 2014, *Monthly Notices of the Royal Astronomical Society*, 441, 983
- Dotter, A., Chaboyer, B., Jevremović, D., et al. 2008, *The Astrophysical Journal Supplement Series*, 178, 89
- Dumusque, X., Bonomo, A. S., Haywood, R. D., et al. 2014, *ApJ*, 789, 154
- Fabrycky, D. & Tremaine, S. 2007, *The Astrophysical Journal*, 669, 1298
- Foreman-Mackey, D., Montet, B. T., Hogg, D. W., et al. 2015, *arXiv preprint arXiv:1502.04715*
- Fressin, F., Torres, G., Charbonneau, D., et al. 2013, *The Astrophysical Journal*, 766, 81
- Han, E., Wang, S. X., Wright, J. T., et al. 2014, *PASP*, 126, 827
- Hansen, B. M. & Murray, N. 2012, *The Astrophysical Journal*, 751, 158
- Howell, S. B., Sobek, C., Haas, M., et al. 2014, *Publications of the Astronomical Society of the Pacific*, 126, 398
- Ida, S. & Lin, D. 2008, *The Astrophysical Journal*, 673, 487
- Kipping, D. M. 2010, *Monthly Notices of the Royal Astronomical Society*, 408, 1758
- Kipping, D. M. 2013, *Monthly Notices of the Royal Astronomical Society: Letters*, 434, L51
- Kley, W. & Nelson, R. 2012, *Annual Review of Astronomy and Astrophysics*, 50, 211
- Kurucz, R. 1993, *R. Kurucz CD-ROM No. 13*. (Cambridge, Mass.: Smithsonian Astrophysical Observatory), 13
- Lecavelier des Étangs, A. 2007, *Astronomy & Astrophysics*, 461, 1185
- Lissauer, J. J., Jontof-Hutter, D., Rowe, J. F., et al. 2013, *The Astrophysical Journal*, 770, 131
- Liu, S.-F., Hori, Y., Lin, D., & Asphaug, E. 2015, *The Astrophysical Journal*, 812, 164
- Lopez, E. D. & Fortney, J. J. 2014, *The Astrophysical Journal*, 792, 1
- Malavolta, L., Borsato, L., Granata, V., et al. 2017, *ArXiv e-prints* [arXiv:1703.06885]
- Marcy, G. W., Isaacson, H., Howard, A. W., et al. 2014, *The Astrophysical Journal Supplement Series*, 210, 20
- Mayor, M., Pepe, F., Queloz, D., et al. 2003, *The Messenger*, 114, 20
- McNeil, D. & Nelson, R. 2010, *Monthly Notices of the Royal Astronomical Society*, 401, 1691
- Montet, B. T., Morton, T. D., Foreman-Mackey, D., et al. 2015, *The Astrophysical Journal*, 809, 25
- Munari, U., Henden, A., Frigo, A., et al. 2014, *The Astronomical Journal*, 148, 81
- Nissen, P. E. 2015, *A&A*, 579, A52
- Owen, J. E. & Jackson, A. P. 2012, *Monthly Notices of the Royal Astronomical Society*, 425, 2931
- Pepe, F., Mayor, M., Rupprecht, G., et al. 2002, *The Messenger*, 110, 9
- Pollack, J. B., Hubickyj, O., Bodenheimer, P., et al. 1996, *icarus*, 124, 62
- Pope, B. J., Parviainen, H., & Aigrain, S. 2016, *Monthly Notices of the Royal Astronomical Society*, stw1373
- Queloz, D., Mayor, M., Weber, L., et al. 2000, *Astronomy and Astrophysics*, 354, 99
- Santerne, A., Díaz, R., Almenara, J.-M., et al. 2015, *Monthly Notices of the Royal Astronomical Society*, 451, 2337
- Santos, N. C., Adibekyan, V., Mordasini, C., et al. 2015, *A&A*, 580, L13
- Santos, N. C., Sousa, S. G., Mortier, A., et al. 2013, *A&A*, 556, A150
- Schlichting, H. E. 2014, *The Astrophysical Journal Letters*, 795, L15
- Sinukoff, E., Howard, A. W., Petigura, E. A., et al. 2015, *arXiv preprint arXiv:1511.09213*
- Sinukoff, E., Howard, A. W., Petigura, E. A., et al. 2016, *The Astrophysical Journal*, 827, 78
- Snedden, C. 1973, *The Astrophysical Journal*, 184, 839
- Sousa, S. G., Santos, N. C., Israelian, G., Mayor, M., & Udry, S. 2011, *Astronomy & Astrophysics*, 533, A141
- Southworth, J. 2008, *Monthly Notices of the Royal Astronomical Society*, 386, 1644
- Stone, R. C. 1989, *The Astronomical Journal*, 97, 1227
- Tsantaki, M., Sousa, S. G., Adibekyan, V. Z., et al. 2013, *ArXiv e-prints* [arXiv:1304.6639]
- Tucci Maia, M., Ramírez, I., Meléndez, J., et al. 2016, *ArXiv e-prints* [arXiv:1604.05733]
- Vanderburg, A. & Johnson, J. A. 2014, *Publications of the Astronomical Society of the Pacific*, 126, 948
- Vanderburg, A., Latham, D. W., Buchhave, L. A., et al. 2015, *arXiv preprint arXiv:1511.07820*
- Weiss, L. M. & Marcy, G. W. 2014, *The Astrophysical Journal Letters*, 783, L6
- Zeng, L. & Sasselov, D. 2013, *PASP*, 125, 227
- Zeng, L. & Sasselov, D. 2014, *The Astrophysical Journal*, 784, 96

5. Appendices

Table 3. Raw radial velocity data from HARPS and HARPS-N.

Time [UTC]	RV [km.s ⁻¹]	σ RV [km.s ⁻¹]	FWHM [km.s ⁻¹]	σ FWHM [km.s ⁻¹]	BIS [km.s ⁻¹]	σ BIS [km.s ⁻¹]	log R _{HK} [dex]	σ log R _{HK} [dex]	S/N 50	Texp [s]	Instrument	ΔRV_{moon}
57451.737583	-21.6236	0.0012	5.940	0.002	0.019	0.002	-4.940	0.012	68.1	3600	HARPS	-
57457.817274	-21.6338	0.0018	5.936	0.004	0.006	0.003	-5.027	0.030	45.9	3600	HARPS	-
57458.702389	-21.6409	0.0015	5.942	0.003	0.012	0.002	-4.994	0.020	56.1	3600	HARPS	-
57458.869113	-21.6442	0.0016	5.937	0.003	0.018	0.002	-5.029	0.026	53.8	3600	HARPS	-
57459.739145	-21.6362	0.0027	5.930	0.005	0.016	0.004	-4.985	0.048	33.5	3600	HARPS	-
57460.725595	-21.6375	0.0017	5.946	0.003	0.023	0.003	-4.980	0.025	48.5	3600	HARPS	-
57460.826006	-21.6342	0.0015	5.943	0.003	0.026	0.002	-4.993	0.021	54.9	3600	HARPS	-
57461.855999	-21.6381	0.0013	5.943	0.003	0.015	0.002	-5.034	0.024	65.2	3600	HARPS	-
57462.825026	-21.6326	0.0012	5.944	0.002	0.022	0.002	-4.995	0.019	70.3	3600	HARPS	-
57463.862782	-21.6274	0.0016	5.939	0.003	0.018	0.002	-5.006	0.027	54.2	3600	HARPS	-
57464.704531	-21.6331	0.0024	5.935	0.005	0.014	0.004	-5.103	0.048	36.9	3600	HARPS	-
57464.793876	-21.6361	0.0030	5.947	0.006	0.024	0.004	-5.132	0.070	30.3	3600	HARPS	-
57465.710199	-21.6277	0.0019	5.946	0.004	0.023	0.003	-5.017	0.028	44.0	3600	HARPS	-
57465.823631	-21.6273	0.0022	5.947	0.004	0.007	0.003	-4.978	0.033	38.0	3600	HARPS	-
57478.825107	-21.6258	0.0016	5.936	0.003	0.014	0.002	-5.037	0.028	52.7	3600	HARPS	-
57567.639306	-21.6358	0.0019	5.984	0.004	0.019	0.003	-5.094	0.045	48.3	3600	HARPS	-
57607.484484	-21.6299	0.0021	5.948	0.004	0.022	0.003	-4.959	0.033	42.4	3600	HARPS	-
57521.558771	-21.6353	0.0027	5.867	0.004	0.015	0.005	-4.856	0.035	36.6	1800	HARPS-N	0.00018
57525.560510	-21.6441	0.0037	5.849	0.006	0.021	0.007	-4.921	0.061	28.2	1800	HARPS-N	0.00299
57526.564378	-21.6413	0.0035	5.841	0.005	0.022	0.007	-4.972	0.063	29.2	1800	HARPS-N	0.00205
57528.543419	-21.6371	0.0032	5.908	0.005	0.082	0.006	-5.000	0.054	32.9	1800	HARPS-N	0.02834
57529.513743	-21.6415	0.0025	5.879	0.004	0.042	0.005	-4.945	0.037	38.5	1800	HARPS-N	0.01055
57557.437764	-21.6305	0.0056	5.899	0.008	-0.019	0.011	-5.007	0.113	20.5	1800	HARPS-N	-0.03654
57559.442078	-21.6457	0.0043	5.903	0.006	0.006	0.009	-4.862	0.061	25.8	1800	HARPS-N	-0.03128
57562.439809	-21.6297	0.0027	5.867	0.004	0.005	0.005	-4.943	0.041	37.1	1800	HARPS-N	-0.00407
57563.419297	-21.6363	0.0041	5.860	0.006	0.013	0.008	-4.882	0.063	26.2	1800	HARPS-N	-0.00142
57564.413990	-21.6313	0.0088	5.836	0.013	0.042	0.018	-4.802	0.120	15.3	1800	HARPS-N	0.01507
57565.442256	-21.6316	0.0032	5.857	0.005	0.005	0.006	-5.001	0.060	32.1	1800	HARPS-N	0.00090

Table 4. Stellar abundances

Elem	[X/H]	error	Elem	[X/H]	error
O	0.009	0.080	Cu	-0.305	0.048
Na I	-0.334	0.046	Zn II	-0.323	0.101
Mg I	-0.274	0.060	Sr	-0.338	0.050
Al I	-0.157	0.035	Y II	-0.425	0.093
Si I	-0.260	0.039	Zr	-0.290	0.080
Ca I	-0.223	0.062	Ba II	-0.452	0.010
Sc II	-0.276	0.064	Ce I	-0.131	0.327
Ti	-0.205	0.092	Mg/Si	1.191	–
Cr	-0.279	0.074	O/Fe	0.35	0.08
Mn I	-0.331	0.077	A(Li)	< 0.2	–
Co I	-0.272	0.031	–	–	–

Table 5. List of free parameters used in the PASTIS analysis of the light curves, radial velocities and SED with their associated prior and posterior distribution.

Parameter	Prior	Posterior
<i>Orbital parameters</i>		
Orbital period P [d]	$\mathcal{U}(13.8; 13.9)$	$13.86375 \pm 2.6 \times 10^{-4}$
Epoch of first transit T_0 [BJD _{TDB}] - 2.45×10^6	$\mathcal{U}(7275.2; 7275.5)$	$7275.32991 \pm 6.3 \times 10^{-4}$
Orbital eccentricity e	$\beta(0.867; 3.03)$	0.091 ± 0.089
Argument of periastron ω [°]	$\mathcal{U}(0; 360)$	90^{+180}_{-64}
Inclination i [°]	$S(70; 90)$	$89.35^{+0.41}_{-0.24}$
<i>Planetary parameters</i>		
Radial velocity amplitude K [m.s ⁻¹]	$\mathcal{U}(0; 1000)$	5.5 ± 1.1
Planet-to-star radius ratio k_r	$\mathcal{U}(0; 1)$	$0.0333 \pm 6.6 \times 10^{-4}$
<i>Stellar parameters</i>		
Effective temperature T_{eff} [K]	$\mathcal{N}(4960; 60)$	5010 ± 50
Surface gravity $\log g$ [g.cm ⁻²]	$\mathcal{N}(4.58; 0.13)$	4.60 ± 0.03
Iron abundance [Fe/H] [dex]	$\mathcal{N}(-0.34; 0.03)$	-0.34 ± 0.03
Reddening E(B-V) [mag]	$\mathcal{U}(0; 1)$	$0.019^{+0.019}_{-0.013}$
Systemic radial velocity v_0 [km.s ⁻¹]	$\mathcal{U}(-25; -15)$	$-21.6331 \pm 9 \times 10^{-4}$
Distance to Earth d [pc]	$\mathcal{P}(2; 10; 1000)$	118.0 ± 3.6
<i>Instrumental parameters</i>		
HARPS radial velocity jitter [m.s ⁻¹]	$\mathcal{U}(0; 1000)$	3.1 ± 1.0
HARPS-N radial velocity jitter [m.s ⁻¹]	$\mathcal{U}(0; 1000)$	3.2 ± 2.3
HARPS – HARPS-N radial velocity offset [m.s ⁻¹]	$\mathcal{U}(-100; 100)$	-4.2 ± 1.8
SED jitter [mag]	$\mathcal{U}(0; 1)$	0.021 ± 0.019
$K2$ jitter [ppm]	$\mathcal{U}(0; 10000)$	41.2 ± 4.6
$K2$ contamination [ppt]	$\mathcal{N}_{\mathcal{U}}(0; 5; 0; 100)$	$3.4^{+3.6}_{-2.4}$

Notes. $\mathcal{N}(\mu; \sigma^2)$ is a normal distribution with mean μ and width σ^2 , $\mathcal{U}(a; b)$ is a uniform distribution between a and b , $\mathcal{N}_{\mathcal{U}}(\mu; \sigma^2, a, b)$ is a normal distribution with mean μ and width σ^2 multiplied with a uniform distribution between a and b , $S(a, b)$ is a sine distribution between a and b , $\beta(a; b)$ is a Beta distribution with parameters a and b , and $\mathcal{P}(n; a; b)$ is a power-law distribution of exponent n between a and b .

References. The choice of prior for the orbital eccentricity is described in Kipping (2013).