

EXPONENTIAL MACHINES

Alexander Novikov^{1,2}
novikov@bayesgroup.ru

Mikhail Trofimov³
mikhail.trofimov@phystech.edu

Ivan Oseledets^{2,4}
i.oseledets@skoltech.ru

¹National Research University Higher School of Economics, Moscow, Russia

²Institute of Numerical Mathematics, Moscow, Russia

³Moscow Institute of Physics and Technology, Moscow, Russia

⁴Skolkovo Institute of Science and Technology, Moscow, Russia

ABSTRACT

Modeling interactions between features improves the performance of machine learning solutions in many domains (e.g. recommender systems or sentiment analysis). In this paper, we introduce Exponential Machines (ExM), a predictor that models all interactions of every order. The key idea is to represent an exponentially large tensor of parameters in a factorized format called Tensor Train (TT). The Tensor Train format regularizes the model and lets you control the number of underlying parameters. To train the model, we develop a stochastic Riemannian optimization procedure, which allows us to fit tensors with 2^{160} entries. We show that the model achieves state-of-the-art performance on synthetic data with high-order interactions and that it works on par with high-order factorization machines on a recommender system dataset MovieLens 100K.

1 INTRODUCTION

Machine learning problems with categorical data require modeling interactions between the features to solve them. As an example, consider a sentiment analysis problem – detecting whether a review is positive or negative – and the following dataset: ‘I liked it’, ‘I did not like it’, ‘I’m not sure’. Judging by the presence of the word ‘like’ or the word ‘not’ alone, it is hard to understand the tone of the review. But the presence of the *pair* of words ‘not’ and ‘like’ strongly indicates a negative opinion.

If the dictionary has d words, modeling pairwise interactions requires $O(d^2)$ parameters and will probably overfit to the data. Taking into account all interactions (all pairs, triplets, etc. of words) requires impractical 2^d parameters.

In this paper, we show a scalable way to account for all interactions. Our contributions are:

- We propose a predictor that models *all* 2^d interactions of d -dimensional data by representing the exponentially large tensor of parameters in a compact multilinear format – Tensor Train (TT-format) (Sec. 3). Factorizing the parameters into the TT-format leads to a better generalization, a linear with respect to d number of underlying parameters and inference time (Sec. 5). The TT-format lets you control the number of underlying parameters through the *TT-rank* – a generalization of the matrix rank to tensors.
- We develop a stochastic Riemannian optimization learning algorithm (Sec. 6.1). In our experiments, it outperformed the stochastic gradient descent baseline (Sec. 8.1) that is often used for models parametrized by a tensor decomposition (see related works, Sec. 9).
- We show that the linear model (e.g. logistic regression) is a special case of our model with the TT-rank equal 2 (Sec. 8.2).
- We extend the model to handle interactions between functions of the features, not just between the features themselves (Sec. 7).

2 LINEAR MODEL

In this section, we describe a generalization of a class of machine learning algorithms – the *linear model*. Let us fix a training dataset of pairs $\{(\mathbf{x}^{(f)}, y^{(f)})\}_{f=1}^N$, where $\mathbf{x}^{(f)}$ is a d -dimensional feature vector of f -th object, and $y^{(f)}$ is the corresponding target variable. Also fix a loss function $\ell(\hat{y}, y) : \mathbb{R}^2 \rightarrow \mathbb{R}$, which takes as input the predicted value \hat{y} and the ground truth value y . We call a model *linear*, if the prediction of the model depends on the features \mathbf{x} only via the dot product between the features \mathbf{x} and the d -dimensional vector of parameters \mathbf{w} :

$$\hat{y}_{\text{linear}}(\mathbf{x}) = \langle \mathbf{x}, \mathbf{w} \rangle + b, \quad (1)$$

where $b \in \mathbb{R}$ is the *bias* parameter.

Learning the parameters \mathbf{w} and b of the model corresponds to minimizing the following loss

$$\sum_{f=1}^N \ell(\langle \mathbf{x}^{(f)}, \mathbf{w} \rangle + b, y^{(f)}) + \frac{\lambda}{2} \|\mathbf{w}\|_2^2, \quad (2)$$

where λ is the regularization parameter. For the linear model we can choose any regularization term instead of L_2 , but later the choice of the regularization term will become important (see Sec. 6.1).

Several machine learning algorithms can be viewed as a special case of the linear model with an appropriate choice of the loss function $\ell(\hat{y}, y)$: least squares regression (squared loss), Support Vector Machine (hinge loss), and logistic regression (logistic loss).

3 OUR MODEL

Before introducing our model equation in the general case, consider a 3-dimensional example. The equation includes one term per each subset of features (each interaction)

$$\begin{aligned} \hat{y}(\mathbf{x}) = & \mathcal{W}_{000} + \mathcal{W}_{100} x_1 + \mathcal{W}_{010} x_2 + \mathcal{W}_{001} x_3 \\ & + \mathcal{W}_{110} x_1 x_2 + \mathcal{W}_{101} x_1 x_3 + \mathcal{W}_{011} x_2 x_3 \\ & + \mathcal{W}_{111} x_1 x_2 x_3. \end{aligned} \quad (3)$$

Note that all permutations of features in a term (e.g. $x_1 x_2$ and $x_2 x_1$) correspond to a single term and have exactly one associated weight (e.g. \mathcal{W}_{110}).

In the general case, we enumerate the subsets of features with a binary vector (i_1, \dots, i_d) , where $i_k = 1$ if the k -th feature belongs to the subset. The model equation looks as follows

$$\hat{y}(\mathbf{x}) = \sum_{i_1=0}^1 \dots \sum_{i_d=0}^1 \mathcal{W}_{i_1 \dots i_d} \prod_{k=1}^d x_k^{i_k}. \quad (4)$$

Here we assume that $0^0 = 1$. The model is parametrized by a d -dimensional tensor \mathcal{W} , which consist of 2^d elements.

The model equation (4) is linear with respect to the weight tensor \mathcal{W} . To emphasize this fact and simplify the notation we rewrite the model equation (4) as a tensor dot product $\hat{y}(\mathbf{x}) = \langle \mathcal{X}, \mathcal{W} \rangle$, where the tensor \mathcal{X} is defined as follows

$$\mathcal{X}_{i_1 \dots i_d} = \prod_{k=1}^d x_k^{i_k}. \quad (5)$$

Note that there is no need in a separate bias term, since it is already included in the model as the weight tensor element $\mathcal{W}_{0 \dots 0}$ (see the model equation example (3)).

The key idea of our method is to compactly represent the exponentially large tensor of parameters \mathcal{W} in the Tensor Train format (Oseledets, 2011).

4 TENSOR TRAIN

A d -dimensional tensor \mathcal{A} is said to be represented in the Tensor Train (TT) format (Oseledets, 2011), if each of its elements can be computed as the following product of $d - 2$ matrices and 2 vectors

$$\mathcal{A}_{i_1 \dots i_d} = G_1[i_1] \dots G_d[i_d], \quad (6)$$

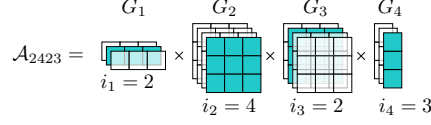


Figure 1: An illustration of the TT-format for a $3 \times 4 \times 4 \times 3$ tensor \mathcal{A} with the TT-rank equal 3.

where for any $k = 2, \dots, d-1$ and for any value of i_k , $G_k[i_k]$ is an $r \times r$ matrix, $G_1[i_1]$ is a $1 \times r$ vector and $G_d[i_d]$ is an $r \times 1$ vector (see Fig. 1). We refer to the collection of matrices G_k corresponding to the same dimension k (technically, a 3-dimensional array) as the k -th *TT-core*, where $k = 1, \dots, d$. The size r of the slices $G_k[i_k]$ controls the trade-off between the representational power of the TT-format and computational efficiency of working with the tensor. We call r the *TT-rank* of the tensor \mathcal{A} .

An attractive property of the TT-format is the ability to perform algebraic operations on tensors without materializing them, i.e. by working with the TT-cores instead of the tensors themselves. The TT-format supports computing the norm of a tensor and the dot product between tensors; element-wise sum and element-wise product of two tensors (the result is a tensor in the TT-format with increased TT-rank), and some other operations (Oseledets, 2011).

5 INFERENCE

In this section, we return to the model proposed in Sec. 3 and show how to compute the model equation (4) in linear time. To avoid the exponential complexity, we represent the weight tensor \mathcal{W} and the data tensor \mathcal{X} (5) in the TT-format. The TT-ranks of these tensors determine the efficiency of the scheme. During the learning, we initialize and optimize the tensor \mathcal{W} in the TT-format and explicitly control its TT-rank. The TT-rank of the tensor \mathcal{X} always equals 1. Indeed, the following TT-cores give the exact representation of the tensor \mathcal{X}

$$G_k[i_k] = x_k^{i_k} \in \mathbb{R}^{1 \times 1}, \quad k = 1, \dots, d.$$

The k -th core $G_k[i_k]$ is a 1×1 matrix for any value of $i_k \in \{0, 1\}$, hence the TT-rank of the tensor \mathcal{X} equals 1.

Now that we have a TT-representations of tensors \mathcal{W} and \mathcal{X} , we can compute the model response $\hat{y}(x) = \langle \mathcal{X}, \mathcal{W} \rangle$ in the linear time with respect to the number of features d .

Theorem 1. *The model response $\hat{y}(x)$ can be computed in $O(r^2 d)$, where r is the TT-rank of the weight tensor \mathcal{W} .*

We refer the reader to Appendix A where we propose an inference algorithm with $O(r^2 d)$ complexity and thus prove Theorem 1.

The TT-rank of the weight tensor \mathcal{W} is a hyper-parameter of our method and it controls the efficiency vs. flexibility trade-off. A small TT-rank regularizes the model and yields fast learning and inference but restricts the possible values of the tensor \mathcal{W} . A large TT-rank allows any value of the tensor \mathcal{W} and effectively leaves us with the full polynomial model without any advantages of the TT-format.

6 LEARNING

Learning the parameters of the proposed model corresponds to minimizing the loss under the TT-rank constraint:

$$\begin{aligned} & \underset{\mathcal{W}}{\text{minimize}} && L(\mathcal{W}), \\ & \text{subject to} && \text{TT-rank}(\mathcal{W}) = r_0, \end{aligned} \quad (7)$$

where the loss is defined as follows

$$L(\mathcal{W}) = \sum_{f=1}^N \ell(\langle \mathcal{X}^{(f)}, \mathcal{W} \rangle, y^{(f)}) + \frac{\lambda}{2} \|\mathcal{W}\|_F^2, \quad \|\mathcal{W}\|_F^2 = \sum_{i_1=0}^1 \dots \sum_{i_d=0}^1 \mathcal{W}_{i_1 \dots i_d}^2. \quad (8)$$

We consider two approaches to solving problem (7). In a baseline approach, we optimize the objective $L(\mathcal{W})$ with stochastic gradient descent applied to the underlying parameters of the TT-format of the tensor \mathcal{W} .

A simple alternative to the baseline is to perform gradient descent with respect to the tensor \mathcal{W} , that is subtract the gradient from the current estimate of \mathcal{W} on each iteration. The TT-format indeed allows to subtract tensors, but this operation increases the TT-rank on each iteration, making this approach impractical.

To improve upon the baseline and avoid the TT-rank growth, we exploit the geometry of the set of tensors that satisfy the TT-rank constraint (7) to build a Riemannian optimization procedure (Sec. 6.1). We experimentally show the advantage of this approach over the baseline in Sec. 8.1.

6.1 RIEMANNIAN OPTIMIZATION

The set of all d -dimensional tensors with fixed TT-rank r

$$\mathcal{M}_r = \{\mathcal{W} \in \mathbb{R}^{2 \times \dots \times 2} : \text{TT-rank}(\mathcal{W}) = r\}$$

forms a Riemannian manifold (Holtz et al., 2012). This observation allows us to use Riemannian optimization to solve problem (7). Riemannian gradient descent consists of the following steps which are repeated until convergence (see Fig. 2 for an illustration):

1. Project the gradient $\frac{\partial L}{\partial \mathcal{W}}$ on the tangent space of \mathcal{M}_r taken at the point \mathcal{W} . We denote the tangent space as $T_{\mathcal{W}}\mathcal{M}_r$ and the projection as $\mathcal{G} = P_{T_{\mathcal{W}}\mathcal{M}_r}(\frac{\partial L}{\partial \mathcal{W}})$.
2. Follow along \mathcal{G} with some step α (this operation increases the TT-rank).
3. Retract the new point $\mathcal{W} - \alpha\mathcal{G}$ back to the manifold \mathcal{M}_r , that is decrease its TT-rank to r .

We now describe how to implement each of the steps outlined above.

The complexity of projecting a TT-tensor \mathcal{Z} on the tangent space of \mathcal{M}_r at a point \mathcal{W} is $O(dr^2(r + \text{TT-rank}(\mathcal{Z})^2))$ (Lubich et al., 2015). The TT-rank of the projection is bounded by a constant that is independent of the TT-rank of the tensor \mathcal{Z} :

$$\text{TT-rank}(P_{T_{\mathcal{W}}\mathcal{M}_r}(\mathcal{Z})) \leq 2 \text{TT-rank}(\mathcal{W}) = 2r.$$

Let us consider the gradient of the loss function (8)

$$\frac{\partial L}{\partial \mathcal{W}} = \sum_{f=1}^N \frac{\partial \ell}{\partial \hat{y}} \mathcal{X}^{(f)} + \lambda \mathcal{W}. \quad (9)$$

Using the fact that $P_{T_{\mathcal{W}}\mathcal{M}_r}(\mathcal{W}) = \mathcal{W}$ and that the projection is a linear operator we get

$$P_{T_{\mathcal{W}}\mathcal{M}_r}\left(\frac{\partial L}{\partial \mathcal{W}}\right) = \sum_{f=1}^N \frac{\partial \ell}{\partial \hat{y}} P_{T_{\mathcal{W}}\mathcal{M}_r}(\mathcal{X}^{(f)}) + \lambda \mathcal{W}. \quad (10)$$

Since the resulting expression is a weighted sum of projections of individual data tensors $\mathcal{X}^{(f)}$, we can project them in parallel. Since the TT-rank of each of them equals 1 (see Sec. 5), all N projections cost $O(dr^2(r + N))$ in total. The TT-rank of the projected gradient is less or equal to $2r$ regardless of the dataset size N .

Note that here we used the particular choice of the regularization term. For terms other than L_2 (e.g. L_1), the gradient may have arbitrary large TT-rank.

As a retraction – a way to return back to the manifold \mathcal{M}_r – we use the TT-rounding procedure (Oseledets, 2011). For a given tensor \mathcal{W} and rank r the TT-rounding procedure returns a tensor $\widehat{\mathcal{W}} = \text{TT-round}(\mathcal{W}, r)$ such that its TT-rank equals r and the Frobenius norm of the residual $\|\mathcal{W} - \widehat{\mathcal{W}}\|_F$ is as small as possible.

To choose the step size α_t on iteration t , we use backtracking. That is we start from an initial guess of the step size and multiply it by $0 < \rho < 1$ until it satisfies the generalization of Armijo rule for Riemannian optimization (Sato & Iwai, 2015):

$$L(\text{TT-round}(\mathcal{W}_{t-1} - \alpha_t \mathcal{G}_t, r)) \leq L(\mathcal{W}_{t-1}) - c_1 \alpha_t \|\mathcal{G}_t\|_F^2. \quad (11)$$

Condition (11) is equivalent to the regular Armijo rule (Nocedal & Wright, 2006) with two exceptions: it uses the projected gradient \mathcal{G}_t instead of the regular gradient $\frac{\partial L}{\partial \mathcal{W}}$; and it uses retracted point $\text{TT-round}(\mathcal{W}_{t-1} - \alpha_t \mathcal{G}_t, r)$ in the left-hand side of the inequality.

Since we aim for big datasets, we use a stochastic version of the Riemannian gradient descent: on each iteration we sample a random mini-batch of objects from the dataset, compute the stochastic gradient for this mini-batch, make a step along the projection of the stochastic gradient, and retract back to the manifold (Alg. 1).

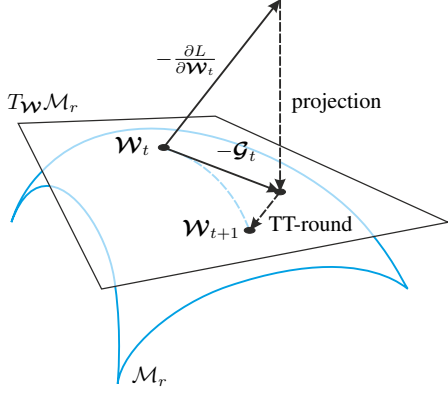


Figure 2: An illustration of one step of the Riemannian gradient descent. The step-size α_t is assumed to be 1 for clarity of the figure.

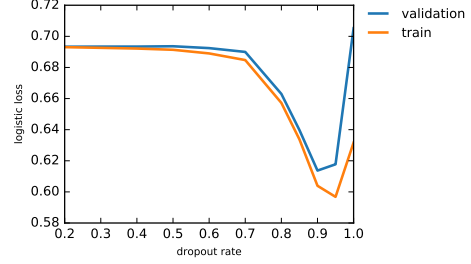


Figure 3: The effect of dropout on Exponential Machines (the proposed model) on a synthetic binary classification dataset with high-order interactions (see Sec. 8.3). Dropout rate of 0.95 means that each feature was zeroed with probability 0.05.

Algorithm 1 Riemannian optimization

Input: Dataset $\{(\mathbf{x}^{(f)}, y^{(f)})\}_{f=1}^N$, desired TT-rank r_0 , number of iterations T , mini-batch size M , $0 < c_1 < 0.5$, $0 < \rho < 1$
Output: \mathcal{W} that approximately minimizes (7)
Train linear model (2) to get the parameters \mathbf{w} and b
Initialize the tensor \mathcal{W}_0 from \mathbf{w} and b with the TT-rank equal r_0
Initialize $\alpha_0 = 1$
for $t := 1$ **to** T **do**
 Sample M indices $h_1, \dots, h_M \sim \mathcal{U}(\{1, \dots, N\})$
 $\mathcal{D}_t := \sum_{j=1}^M \frac{\partial \ell}{\partial \mathbf{g}} \mathcal{X}^{(h_j)} + \lambda \mathcal{W}_{t-1}$
 $\mathcal{G}_t := P_{T_{\mathcal{W}_{t-1}} \mathcal{M}_r}(\mathcal{D}_t)$ (10)
 $\mathcal{W}_t := \text{TT-round}(\mathcal{W}_{t-1} - \alpha_t \mathcal{G}_t, r_0)$
 while $L(\mathcal{W}_t) > L(\mathcal{W}_{t-1}) - c_1 \alpha_t \|\mathcal{G}_t\|_F^2$ **do**
 $\alpha_t := \rho \alpha_t$
 $\mathcal{W}_t := \text{TT-round}(\mathcal{W}_{t-1} - \alpha_t \mathcal{G}_t, r_0)$
 end while
end for

6.2 INITIALIZATION

We found that a random initialization for the TT-tensor \mathcal{W} sometimes freezes the convergence of optimization method (Sec. 8.2). We propose to initialize the optimization from the solution of the corresponding linear model (1).

The following theorem shows how to initialize the weight tensor \mathcal{W} from the weights \mathbf{w} of the linear model.

Theorem 2. *For any d -dimensional vector \mathbf{w} and a bias term b there exist a tensor \mathcal{W} of TT-rank 2, such that for any d -dimensional vector \mathbf{x} and the corresponding object-tensor \mathcal{X} the dot products $\langle \mathbf{x}, \mathbf{w} \rangle$ and $\langle \mathcal{X}, \mathcal{W} \rangle$ coincide.*

The proof is provided in Appendix B.

6.3 DROPOUT

To improve the generalization of the proposed model and avoid local minima during optimization, we use dropout technique (Srivastava et al., 2014). On each iteration of Riemannian SGD, for each object \mathbf{x} we independently sample a binary mask \mathbf{z} from Bernoulli distribution and then use the element-wise product $\tilde{\mathbf{x}} = \mathbf{x} \odot \mathbf{z}$ instead of \mathbf{x} . This corresponds to zeroing random slices in the object-tensor \mathcal{X} : for any $k = 1, \dots, d$ such that $z_k = 0$, and for all values of other indices

$i_1, \dots, i_{k-1}, i_{k+1}, \dots, i_d \in \{0, 1\}$, the corresponding element $\tilde{\mathcal{X}}_{i_1, \dots, i_{k-1}, 1, i_{k+1}, \dots, i_d} = 0$. See the experimental evaluation of applying dropout to the proposed model in Sec. 8.3.

7 EXTENDING THE MODEL

In this section, we extend the proposed model to handle polynomials of any function of the features. As an example, consider the logarithms of the features in a 2-dimensional case:

$$\begin{aligned} \hat{y}^{\log}(\mathbf{x}) &= \hat{y}(\mathbf{x}) + \mathcal{W}_{02} \log(x_2) + \mathcal{W}_{20} \log(x_1) \\ &\quad + \mathcal{W}_{12} x_1 \log(x_2) + \mathcal{W}_{21} x_2 \log(x_1) \\ &\quad + \mathcal{W}_{22} \log(x_1) \log(x_2). \end{aligned}$$

In the general case, to model interactions between features and n_g functions g_1, \dots, g_{n_g} of the features we redefine the object-tensor as follows:

$$\mathcal{X}_{i_1 \dots i_d} = \prod_{k=1}^d c(x_k, i_k),$$

where

$$c(x_k, i_k) = \begin{cases} 1, & \text{if } i_k = 0, \\ x_k, & \text{if } i_k = 1, \\ g_1(x_k), & \text{if } i_k = 2, \\ \dots & \\ g_{n_g}(x_k), & \text{if } i_k = n_g + 2, \end{cases}$$

The weight tensor \mathcal{W} and the object-tensor \mathcal{X} are now consist of $(n_g + 2)^d$ elements. After this change to the object-tensor \mathcal{X} , learning and inference algorithms will stay unchanged compared to the original model (4).

Categorical features. Our basic model handles categorical features $x_k \in \{1, \dots, K\}$ by converting them into one-hot vectors $x_{k,1}, \dots, x_{k,K}$. The downside of this approach is that it wastes the model capacity on modeling non-existing interactions between the one-hot vector elements $x_{k,1}, \dots, x_{k,K}$ which correspond to the same categorical feature. Instead, we propose to use one TT-core per categorical features and use the model extension technique with the following function

$$c(x_k, i_k) = \begin{cases} 1, & \text{if } x_k = i_k \text{ or } i_k = 0, \\ 0, & \text{otherwise.} \end{cases}$$

This allows us to cut the number of parameters per categorical feature from $2Kr^2$ to $(K + 1)r^2$ without losing any representational power.

8 EXPERIMENTS

We release a Python implementation of the proposed algorithm and the code to reproduce the experimnts¹. For Algorithm 1 we used the following parameters: $\rho = 0.5$, $c_1 = 0.1$. For the operations related to the TT-format, we used the Python version of the TT-Toolbox².

8.1 RIEMANNIAN OPTIMIZATION

In this experiment, we compared two approaches to training the model: Riemannian optimization (Sec. 6.1) vs. the baseline (Sec. 6). To choose the step-size for the baseline optimization procedure, the used the same approach as for the Riemannian optimization: backtracking with Armijo rule. We experimented on the Car and HIV datasets from UCI repository (Lichman, 2013). Car dataset is a classification problem with 1728 objects and 21 binary features (after one-hot encoding). We simplicity, we binarized the classification problem: we picked the first class ('unacc') and made a one-versus-rest binary classification problem from the original Car dataset. HIV dataset is a binary classification problem with 1625 objects and 160 features. We report that on the Car dataset Riemannian optimization converges faster and achieves better final point than the baseline (Fig. 4a). On the HIV dataset Riemannian optimization converges to the value 10^{-12} around 5 times faster than the baseline (Fig. 4b).

¹<https://github.com/Bihaqo/exp-machines>

²<https://github.com/oseledets/ttpython>

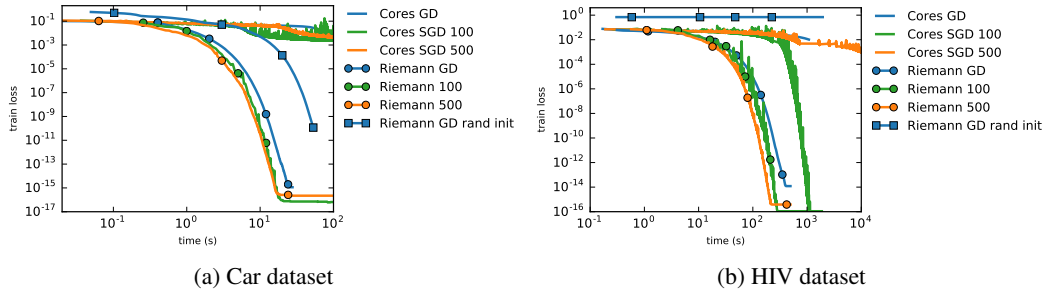


Figure 4: A comparison between Riemannian optimization and SGD applied to the underlying parameters of the TT-format (the baseline). Numbers in the legend stand for the batch size. The methods marked with ‘rand init’ in the legend (square marker) were initialized from a random TT-tensor, all other methods were initialized from the solution of ordinary linear logistic regression.

8.2 INITIALIZATION

In this experiment, we compared random initialization with the initialization from the solution of the corresponding linear problem (Sec. 6.2). To initialize a TT-tensor randomly we filled its TT-cores with independent Gaussian noise and chose the variance to set the Frobenius norm of the resulting tensor \mathcal{W} to 1. We report that on the Car dataset random initialization slowed the convergence compared to initialization from the linear model solution (Fig. 4a), while on the HIV dataset the convergence was completely frozen in case of the random initialization (Fig. 4b).

8.3 DROPOUT

In this experiment, we investigated the influence of dropout on the proposed model. We generated 100 000 train and 100 000 test objects with 30 features. Each entry of the data matrix X was independently sampled from $\{-1, +1\}$ with equal probabilities 0.5. We also uniformly sampled 20 subsets of features (interactions) of order 6: $j_1^1, \dots, j_6^1, \dots, j_1^{20}, \dots, j_6^{20} \sim \mathcal{U}\{1, \dots, 30\}$. We set the ground truth target variable to a deterministic function of the input: $y(\mathbf{x}) = \sum_{z=1}^{20} \varepsilon_z \prod_{h=1}^6 x_{j_h^z}$, and sampled the weights of the interactions from the uniform distribution: $\varepsilon_1, \dots, \varepsilon_{20} \sim \mathcal{U}(-1, 1)$.

We report that dropout helps to generalize better and to avoid local minima, i.e. it improves both train and test losses (Fig. 3).

8.4 COMPARISON TO OTHER APPROACHES

In this experiment, we compared Exponential Machines (the proposed method) to other machine learning models on the dataset with high-order interactions that is described in the previous section 8.3. We used scikit-learn implementation (Pedregosa et al., 2011) of logistic regression, random forest, and kernel SVM; FastFM implementation (Bayer, 2015) of 2-nd order Factorization Machines; and our implementation of Exponential Machines and high-order Factorization Machines³. For our method, we chose the dropout level of 0.95 based on the training set performance (Sec. 8.3). We compared the models based on the Area Under the Curve (AUC) metric since it is applicable to all methods and is robust to unbalanced labels (Tbl. 1).

8.5 MOVIELENS 100K

MovieLens 100K is a recommender system dataset with 943 users and 1682 movies (Harper & Konstan, 2015). We followed Blondel et al. (2016) in preparing the features and in turning the problem into binary classification. This process yields 78 additional one-hot features for each user-movie pair ($943 + 1682 + 78$ features in total). To encode the categorical features, we used the technique described in Sec. 7. Our method obtained 0.783 test AUC with TT-rank 10; our implementation of the 3-rd order factorization machines obtained 0.782; and Blondel et al. (2016) reported 0.786 with 3-rd order factorization machines on the same data.

³<https://github.com/geffry/tffm>

Method	Test AUC	Training time (s)	Inference time (s)
Log. reg.	0.50 ± 0.0	0.4	0.0
RF	0.55 ± 0.0	21.4	1.3
SVM RBF	0.50 ± 0.0	2262.6	1076.1
SVM poly. 2	0.50 ± 0.0	1152.6	852.0
SVM poly. 6	0.56 ± 0.0	4090.9	754.8
2-nd order FM	0.50 ± 0.0	638.2	0.1
6-th order FM	0.93 ± 0.01	4169	0.2
6-th order FM (more iters.)	0.96 ± 0.01	13276	0.2
ExM rank 8	0.75 ± 0.02	998.3	0.2
ExM rank 30	0.91 ± 0.01	5073	0.94
ExM rank 30 (more iters.)	0.96 ± 0.01	27621	0.94

Table 1: A comparison between models on synthetic data with high-order interactions (Sec. 8.4). We trained each model 5 times on the same data and report the mean and standard deviation AUC across the runs. The variance of Random Forest (RF) was greater than 0 but less than 0.005 so it became 0 after the rounding. We report the inference time on 100000 test objects in the last column.

9 RELATED WORK

Kernel SVM is a flexible non-linear predictor and, in particular, it can model interactions when used with the polynomial kernel (Boser et al., 1992). As a downside, it scales at least quadratically with the dataset size (Bordes et al., 2005) and overfits on highly sparse data.

With this in mind, Rendle (2010) developed Factorization Machine (FM), a general predictor that models pairwise interactions. To overcome the problems of polynomial SVM, FM restricts the rank of the weight matrix, which leads to a linear number of parameters and generalizes better on sparse data. FM running time is linear with respect to the number of nonzero elements in the data, which allows scaling to billions of training entries on sparse problems.

For high-order interactions FM uses CP-format (Carroll & Chang, 1970; Harshman, 1970) to represent the tensor of parameters. The choice of the tensor factorization is the main difference between the high-order FM and Exponential Machines. The TT-format comes with two advantages over the CP-format: first, the TT-format allows for Riemannian optimization; second, the problem of finding the best TT-rank r approximation to a given tensor always has a solution and can be solved in polynomial time. We found Riemannian optimization superior to the SGD baseline (Sec. 6) that was used in several other models parametrized by a tensor factorization (Rendle, 2010; Lebedev et al., 2014; Novikov et al., 2015).

A number of works used full-batch or stochastic Riemannian optimization for data processing tasks (Meyer et al., 2011; Tan et al., 2014; Xu & Ke, 2016; Zhang et al., 2016). The last work Zhang et al. (2016) is especially interesting in the context of our method, since it improves the convergence rate of stochastic Riemannian gradient descent and is directly applicable to our learning procedure.

10 DISCUSSION

We presented a predictor that models all interactions of every order. To regularize the model and to make the learning and inference feasible, we represented the exponentially large tensor of parameters in the Tensor Train format. The proposed model outperformed other machine learning algorithms on synthetic data with high-order interaction.

To train the model, we used Riemannian optimization in the stochastic regime and report that it outperforms a popular baseline based on the stochastic gradient descent. However, the Riemannian learning algorithm does not support sparse data, so for dataset with hundreds of thousands of features we are forced to fall back on the baseline learning method. We found that training process is sensitive to initialization and proposed an initialization strategy based on the solution of the corresponding linear problem. We also found that using dropout with our model improves generalization and helps the training procedure to avoid local minima. The solutions developed in this paper for the stochastic Riemannian optimization may suit other machine learning models parametrized by tensors in the TT-format.

REFERENCES

- I. Bayer. Fastfm: a library for factorization machines. *arXiv preprint arXiv:1505.00641*, 2015.
- M. Blondel, A. Fujino, N. Ueda, and M. Ishihata. Higher-order factorization machines. 2016.
- A. Bordes, S. Ertekin, J. Weston, and L. Bottou. Fast kernel classifiers with online and active learning. *The Journal of Machine Learning Research*, 6:1579–1619, 2005.
- B. E. Boser, I. M. Guyon, and V. N. Vapnik. A training algorithm for optimal margin classifiers. In *Proceedings of the fifth annual workshop on Computational learning theory*, pp. 144–152, 1992.
- J. D. Carroll and J. J. Chang. Analysis of individual differences in multidimensional scaling via n-way generalization of Eckart-Young decomposition. *Psychometrika*, 35:283–319, 1970.
- F. M. Harper and A. J. Konstan. The movielens datasets: History and context. *ACM Transactions on Interactive Intelligent Systems (TiiS)*, 2015.
- R. A. Harshman. Foundations of the PARAFAC procedure: models and conditions for an explanatory multimodal factor analysis. *UCLA Working Papers in Phonetics*, 16:1–84, 1970.
- S. Holtz, T. Rohwedder, and R. Schneider. On manifolds of tensors of fixed TT-rank. *Numerische Mathematik*, pp. 701–731, 2012.
- V. Lebedev, Y. Ganin, M. Rakhuba, I. Oseledets, and V. Lempitsky. Speeding-up convolutional neural networks using fine-tuned CP-decomposition. In *International Conference on Learning Representations (ICLR)*, 2014.
- M. Lichman. UCI machine learning repository, 2013.
- C. Lubich, I. V. Oseledets, and B. Vandereycken. Time integration of tensor trains. *SIAM Journal on Numerical Analysis*, pp. 917–941, 2015.
- G. Meyer, S. Bonnabel, and R. Sepulchre. Regression on fixed-rank positive semidefinite matrices: a Riemannian approach. *The Journal of Machine Learning Research*, pp. 593–625, 2011.
- J. Nocedal and S. J. Wright. Numerical optimization 2nd. 2006.
- A. Novikov, D. Podoprikin, A. Osokin, and D. Vetrov. Tensorizing neural networks. In *Advances in Neural Information Processing Systems 28 (NIPS)*. 2015.
- I. V. Oseledets. Tensor-Train decomposition. *SIAM J. Scientific Computing*, 33(5):2295–2317, 2011.
- F. Pedregosa, G. Varoquaux, A. Gramfort, V. Michel, B. Thirion, O. Grisel, M. Blondel, P. Prettenhofer, R. Weiss, V. Dubourg, J. Vanderplas, A. Passos, D. Cournapeau, M. Brucher, M. Perrot, and E. Duchesnay. Scikit-learn: Machine learning in Python. *Journal of Machine Learning Research*, 12:2825–2830, 2011.
- S. Rendle. Factorization machines. In *Data Mining (ICDM), 2010 IEEE 10th International Conference on*, pp. 995–1000, 2010.
- H. Sato and T. Iwai. A new, globally convergent riemannian conjugate gradient method. *Optimization: A Journal of Mathematical Programming and Operations Research*, pp. 1011–1031, 2015.
- N. Srivastava, G. Hinton, A. Krizhevsky, I. Sutskever, and R. Salakhutdinov. Dropout: A simple way to prevent neural networks from overfitting. *The Journal of Machine Learning Research*, pp. 1929–1958, 2014.
- M. Tan, I. W. Tsang, L. Wang, B. Vandereycken, and S. J. Pan. Riemannian pursuit for big matrix recovery. 2014.
- Z. Xu and Y. Ke. Stochastic variance reduced riemannian eigensolver. *arXiv preprint arXiv:1605.08233*, 2016.
- H. Zhang, S. J. Reddi, and S. Sra. Fast stochastic optimization on riemannian manifolds. *arXiv preprint arXiv:1605.07147*, 2016.

A PROOF OF THEOREM 1

Theorem 1 states that the inference complexity of the proposed algorithm is $O(r^2d)$, where r is the TT-rank of the weight tensor \mathcal{W} . In this section, we propose an algorithm that achieve the stated complexity and thus prove the theorem.

Proof. Let us rewrite the definition of the model response (4) assuming that the weight tensor \mathcal{W} is represented in the TT-format (6)

$$\hat{y}(\mathbf{x}) = \sum_{i_1, \dots, i_d} \mathcal{W}_{i_1 \dots i_d} \left(\prod_{k=1}^d x_k^{i_k} \right) = \sum_{i_1, \dots, i_d} G_1[i_1] \dots G_d[i_d] \left(\prod_{k=1}^d x_k^{i_k} \right).$$

Let us group the factors that depend on the variable i_k , $k = 1, \dots, d$

$$\begin{aligned} \hat{y}(\mathbf{x}) &= \sum_{i_1, \dots, i_d} x_1^{i_1} G_1[i_1] \dots x_d^{i_d} G_d[i_d] = \left(\sum_{i_1=0}^1 x_1^{i_1} G_1[i_1] \right) \dots \left(\sum_{i_d=0}^1 x_d^{i_d} G_d[i_d] \right) \\ &= \underbrace{A_1}_{1 \times r} \underbrace{A_2}_{r \times r} \dots \underbrace{A_d}_{r \times 1}, \end{aligned}$$

where the matrices A_k for $k = 1, \dots, d$ are defined as follows

$$A_k = \sum_{i_k=0}^1 x_k^{i_k} G_k[i_k] = G_k[0] + x_k G_k[1].$$

The final value $\hat{y}(\mathbf{x})$ can be computed from the matrices A_k via $d-1$ matrix-by-vector multiplications and 1 vector-by-vector multiplication, which yields $O(r^2d)$ complexity.

Note that the proof is constructive and corresponds to an implementation of the inference algorithm. \square

B PROOF OF THEOREM 2

Theorem 2 states that it is possible to initialize the weight tensor \mathcal{W} of the proposed model from the weights \mathbf{w} of the linear model.

Theorem. *For any d -dimensional vector \mathbf{w} and a bias term b there exist a tensor \mathcal{W} of TT-rank 2, such that for any d -dimensional vector \mathbf{x} and the corresponding object-tensor \mathcal{X} the dot products $\langle \mathbf{x}, \mathbf{w} \rangle$ and $\langle \mathcal{X}, \mathcal{W} \rangle$ coincide.*

To proof the theorem, in the rest of this section we show that the tensor \mathcal{W} from Theorem 2 is representable in the TT-format with the following TT-cores

$$\begin{aligned} G_1[0] &= \begin{bmatrix} 1 & 0 \end{bmatrix}, & G_1[1] &= \begin{bmatrix} 0 & w_1 \end{bmatrix}, \\ G_d[0] &= \begin{bmatrix} b \\ 1 \end{bmatrix}, & G_d[1] &= \begin{bmatrix} w_d \\ 0 \end{bmatrix}, \\ \forall 2 \leq k \leq d-1 & \\ G_k[0] &= \begin{bmatrix} 1 & 0 \\ 0 & 1 \end{bmatrix}, & G_k[1] &= \begin{bmatrix} 0 & w_k \\ 0 & 0 \end{bmatrix}, \end{aligned} \tag{12}$$

and thus the TT-rank of the tensor \mathcal{W} equals 2.

We start the proof with the following lemma:

Lemma 1. *For the TT-cores (12) and any $p = 1, \dots, d-1$ the following invariance holds:*

$$G_1[i_1] \dots G_p[i_p] = \begin{cases} \begin{bmatrix} 1 & 0 \end{bmatrix}, & \text{if } \sum_{q=1}^p i_q = 0, \\ \begin{bmatrix} 0 & 0 \end{bmatrix}, & \text{if } \sum_{q=1}^p i_q \geq 2, \\ \begin{bmatrix} 0 & w_k \end{bmatrix}, & \text{if } \sum_{q=1}^p i_q = 1, \\ & \text{and } i_k = 1. \end{cases}$$

Proof. We prove the lemma by induction. Indeed, for $p = 1$ the statement of the lemma becomes

$$G_1[i_1] = \begin{cases} \begin{bmatrix} 1 & 0 \end{bmatrix}, & \text{if } i_1 = 0, \\ \begin{bmatrix} 0 & w_1 \end{bmatrix}, & \text{if } i_1 = 1, \end{cases}$$

which holds by definition of the first TT-core $G_1[i_1]$.

Now suppose that the statement of Lemma 1 is true for some $p - 1 \geq 1$. If $i_p = 0$, then $G_p[i_p]$ is an identity matrix and $G_1[i_1] \dots G_p[i_p] = G_1[i_1] \dots G_{p-1}[i_{p-1}]$. Also, $\sum_{q=1}^p i_q = \sum_{q=1}^{p-1} i_q$, so the statement of the lemma stays the same.

If $i_p = 1$, then there are 3 options:

- If $\sum_{q=1}^{p-1} i_q = 0$, then $\sum_{q=1}^p i_q = 1$ and

$$G_1[i_1] \dots G_p[i_p] = \begin{bmatrix} 1 & 0 \end{bmatrix} G_p[1] = \begin{bmatrix} 0 & w_p \end{bmatrix}.$$

- If $\sum_{q=1}^{p-1} i_q \geq 2$, then $\sum_{q=1}^p i_q \geq 2$ and

$$G_1[i_1] \dots G_p[i_p] = \begin{bmatrix} 0 & 0 \end{bmatrix} G_p[1] = \begin{bmatrix} 0 & 0 \end{bmatrix}.$$

- If $\sum_{q=1}^{p-1} i_q = 1$ with $i_k = 1$, then $\sum_{q=1}^p i_q \geq 2$ and

$$G_1[i_1] \dots G_p[i_p] = \begin{bmatrix} 0 & w_k \end{bmatrix} G_p[1] = \begin{bmatrix} 0 & 0 \end{bmatrix}.$$

Which is exactly the statement of Lemma 1. \square

Proof of Theorem 2. The product of all TT-cores can be represented as a product of the first $p = d - 1$ cores times the last core $G_d[i_d]$ and by using Lemma 1 we get

$$\mathcal{W}_{i_1 \dots i_d} = G_1[i_1] \dots G_{d-1}[i_{d-1}] G_d[i_d] = \begin{cases} b, & \text{if } \sum_{q=1}^d i_q = 0, \\ 0, & \text{if } \sum_{q=1}^p i_q \geq 2, \\ w_k, & \text{if } \sum_{q=1}^p i_q = 1, \\ & \text{and } i_k = 1. \end{cases}$$

The elements of the obtained tensor \mathcal{W} that correspond to interactions of order ≥ 2 equal to zero; the weight that corresponds to x_k equals to w_k ; and the bias term $\mathcal{W}_{0 \dots 0} = b$.

The TT-rank of the obtained tensor equal 2 since its TT-cores are of size 2×2 . \square