

Radiative nucleon capture with quasi-separable potentials

Shubhchintak¹, C A Bertulani^{1,2}, A M Mukhamedzhanov³ and A Kruppa⁴

¹ Department of Physics, Texas A&M University-Commerce, Commerce, TX 75429, USA

² Department of Physics and Astronomy, Texas A&M University, College Station, Texas 77843, USA

³ Cyclotron Institute, Texas A&M University, College Station, TX 77843, USA

⁴ Institute for Nuclear Research, Hungarian Academy of Sciences, Debrecen, PO Box 51, H-4001, Hungary

E-mail: shub.shubhchintak@tamuc.edu, carlos.bertulani@tamuc.edu, akram@comp.tamu.edu, atk@atomki.mta.hu

Abstract. We study radiative capture reactions using quasi-separable potentials. This procedure allows an easier treatment of non-local effects that can be extended to three-body problems. Using this technique, we calculate the neutron and proton radiative capture cross sections on ^{12}C . The results obtained are shown to be in good agreement with the available experimental data. The experimental phase shifts are also well reproduced and can be straightforwardly be extended to multi-channel problems.

1. Introduction

Separable potentials have been widely used in the literature to study nucleon-nucleon as well as nucleon-nucleus scattering problems [1–7]. Short range nuclear interactions by nature are non-local and can be treated in separable forms. However, this non-locality is often weak and therefore equivalent local potentials, e.g., of Woods-Saxon type, can be used to replace non-local potentials to a good extent [8]. Although separable potentials have found extensive use in nuclear physics, they have also been used in other branches of physics. In nuclear physics their main application is in the realm of three or few-body scattering problems [9, 10], where local potentials increase computational efforts. Actually, in three body problems one has to find the “off-energy-shell” scattering amplitude, which can be handled more easily and in a more transparent manner, with separable potentials. Separable potentials help to convert the three-body into effective two-body problems [10], thus simplifying the problem.

Our interest in this work is to invoke separable potentials to calculate cross sections for direct radiative nucleon capture reactions of importance for nuclear astrophysics. We make use of experimental phase shifts obtained from nucleon-nucleus scattering considering non-local potentials of separable form. We will closely follow the quasi-separable potential technique developed in Refs. [5, 6]. In the literature there is a large number of separable potentials available which have been proven to work very well in different energy ranges. We refer to at least three of these given in Refs, [5–7, 10]. The first potential set given in Refs. [5, 6] explains very well nucleon+ ^{12}C experimental phase shifts for $L \leq 2$ in the low energy range (below $\sim 5 - 7$ MeV), whereas the second potential set of Ref. [7] yields good agreement with experiments at higher energies. The third set, used in Ref. [10], is constructed in such a way so as to improve shortcomings observed in the first two sets to a satisfactory extent.

As we are interested in astrophysical reactions, which take place at low energies, the first set of potential is suitable for our purposes. Furthermore, the complication in the case of charge-particle scattering can be taken care off in a simple and accurate manner using this potential. The potential parameters required for proton-nucleus scattering are almost the same as those for neutron-nucleus scattering. Therefore, as an application of the method we calculate direct neutron and proton capture cross sections for $^{12}\text{C}(n, \gamma)^{13}\text{C}$ and $^{12}\text{C}(p, \gamma)^{13}\text{N}$ reactions.

The nuclei under interest, ^{13}C and ^{13}N are very important in astrophysical scenarios. They are formed in the CNO cycle, where a proton capture on ^{12}C (following the triple- α process) leads to ^{13}N , which then decays by positron emission and forms ^{13}C [11, 12]. This is also known as the cold CNO cycle and takes place in massive main-sequence stars in the reaction chain $^{12}\text{C}(p, \gamma)^{13}\text{N}(\beta^+, \nu)^{13}\text{C}(p, \gamma)^{14}\text{N}(p, \gamma)^{15}\text{O}(\beta^+, \nu)^{15}\text{N}(p, \alpha)^{12}\text{C}$. However, in high temperature conditions occurring in novae and x-ray bursts, the ^{13}N formed after the first step undergoes proton capture and yields a new cycle, known as the hot CNO cycle $^{12}\text{C}(p, \gamma)^{13}\text{N}(p, \gamma)^{14}\text{O}(\beta^+, \nu)^{14}\text{N}(p, \gamma)^{15}\text{O}(\beta^+, \nu)^{15}\text{N}(p, \alpha)^{12}\text{C}$. ^{13}C also leads to neutron formation and acts as neutron source in helium burning

asymptotic giant branch stars by means of the $^{13}\text{C}(\alpha, n)^{16}\text{O}$ reaction [13]. In neutron rich environments, ^{12}C can also undergo neutron capture processes and start a neutron induced CNO cycle that leads to the formation of other heavier elements and hence a breakout of the CNO cycle.

Neutron capture cross sections on ^{12}C have been measured at thermal as well as at neutron energies between 10 and 550 MeV [14–17]. The cross section has contributions from four low-lying states of ^{13}C and deviates from the usual $1/v$ law [16]. Its energy dependence has been studied within different theoretical models [18–21] and it has been found that the capture is dominated by the transition to the first excited state of ^{13}C , which is a weakly-bound halo state [22]. The $^{12}\text{C}(p, \gamma)^{13}\text{N}$ cross sections have also been measured at long energy interval 70 – 2500 keV [23–26] and are well explained theoretically using direct capture plus resonant contributions. In fact, many different direct capture models have been used to calculate the nucleon capture cross sections which differ in the way one chooses initial and final states. In this context, the present work adds an additional method to obtain the nucleon capture reactions.

This paper is organized in the following way. In section 2, we briefly describe our formalism to use non-local nucleon-nucleus potentials to obtain a feasible calculation of nucleon capture cross sections. In section 3, we present our results, including phase shift analysis to reproduce experimental results. Our conclusions are presented in section 4.

2. Formalism

2.1. Radiative capture in the potential model

For the direct radiative capture reaction $b + c \rightarrow a + \gamma$, where c is a nucleon, the cross section is given by (see, e.g., Refs. [27, 28])

$$\begin{aligned} \sigma_{\pi L}^{cap} = & \frac{(2\pi)^3}{k^2} \left(\frac{E_\gamma}{\hbar c} \right)^{2L+1} \frac{2(2I_a + 1)}{(2I_b + 1)(2I_c + 1)} \frac{L + 1}{L[(2L + 1)!!]^2} \\ & \times \sum_{l, j, J} (2J + 1) \left\{ \begin{array}{ccc} j & J & I_b \\ J_0 & j_0 & L \end{array} \right\}^2 |\langle lj || O_{\pi L} || l_0 j_0 \rangle|^2, \end{aligned} \quad (1)$$

where, πL stands for electric or magnetic transition of multipolarity L , and $E_\gamma = E_{c.m.} + \epsilon$, with $E_{c.m.}$ being the center of mass energy of the $b - c$ system with binding energy ϵ . k is the momentum corresponding to $E_{c.m.}$ and I_a , I_b and I_c are the intrinsic spins of the respective particles.

Here, the relative angular momentum l of the pair $b - c$ couples with the spin of nucleon I_c to yield j , so that $\mathbf{l} + \mathbf{I}_c = \mathbf{j}$. This then couples with the intrinsic spin of the “core” I_b to yield the initial total angular momentum $\mathbf{J} = \mathbf{j} + \mathbf{I}_b$, known as the channel spin. l_0 , j_0 and J_0 denote the corresponding bound state quantum numbers. In Eq. (1), $\langle lj || O_{\pi L} || l_0 j_0 \rangle$ is the reduced matrix element. For electric multipole transitions, which

is the case of our interest, it is given by [27, 28] (see also Eq. A2.23 of Ref. [29])

$$\begin{aligned} \langle lj || O_{\pi L} || l_0 j_0 \rangle &= \delta_{l+l_0+L, \text{even}} (-1)^{(l_0+l-j+L-1/2)} \frac{e_L}{\sqrt{4\pi}} \sqrt{(2L+1)(2j_0+1)} \\ &\times \begin{pmatrix} j_0 & L & j \\ 1/2 & 0 & -1/2 \end{pmatrix} \int_0^\infty dr r^L u_{l_0 j_0}^{J_0}(r) u_{lj}^J(r), \end{aligned} \quad (2)$$

where e_L is the effective charge given by $e_L = Z_b e (-m_c/m_a)^L + Z_c e (m_b/m_a)^L$, with m_i and Z_i being the masses and charges of the respective particles. $u_{l_0 j_0}^{J_0}(r)$ and $u_{lj}^J(r)$ are the bound state and continuum wave function, respectively.

Here, there is no advantage of using a separable potential and the bound state wave function is calculated by solving the Schrödinger equation with a Woods-Saxon (WS) potential, where the potential depth is adjusted to get the corresponding binding energy of the state. As shown, e.g., in Ref. [28], it is necessary to change the potential parameters to calculate the continuum wavefunctions and to reproduce in a reasonable fashion the experimental values of the radiative cross sections and astrophysical S-factors. Instead, here we calculate the continuum wave function to obtain the proper scattering matrix (S-matrix) for nucleon-nucleus scattering using the quasi-separable potential technique described in Ref. [5, 6]. The advantage of the method is that it allows us a consistent reproduction of the experimental phase shifts and at the same time the radiative capture cross sections. This is not necessarily the case with the use of a WS-type potential. Moreover, separable potentials allow an easy implementation of three-body calculations which is our next goal. We will briefly discuss how to implement S-matrix calculations with this formalism for neutron-nucleus and proton-nucleus scattering.

2.2. S-matrices and wavefunctions from quasi-separable potentials

If we represent the initial state of the $b + c$ system in partial wave form as $|\alpha l j J M\rangle$, where α is the channel number and represents the core state so that $I_\alpha = I_b$ (with the convention that $\alpha = 1$ represent elastic channel) and l, j, J are the quantum numbers as explained above with M being the z-component of total angular momentum J , then the nuclear interaction in a quasi-separable form can be written as

$$V = - \sum_{\substack{\alpha l j, \beta l' j' \\ J M}} |\chi; \alpha l j J M\rangle \lambda_{\alpha l j, \beta l' j'}^{J \Pi} \langle \beta l' j' J M; \chi |, \quad (3)$$

where l', j', J' and M' are quantum number of the system in channel β . λ represents the coupling between the channels and the coupling matrix is considered as symmetric i.e., $\lambda_{\alpha l j, \beta l' j'}^{J \Pi} = \lambda_{\beta l' j', \alpha l j}^{J \Pi}$, to assure that the potential is hermitian and separability has been considered only in the relative motion variables in each channel. $|\chi; \alpha l j J M\rangle$ denotes form factor vectors and in momentum space its representation is

$$\langle \alpha l j J M; k | \chi; \beta l' j' J' M' \rangle = \delta_{\alpha \beta} \delta_{l l'} \delta_{j j'} \delta_{J J'} \delta_{M M'} i^{-l} u_{\alpha l j}^J(k),$$

where the form factor $u_{\alpha j}^J(k)$, is given by

$$u_{\alpha j}^J(k) = \sqrt{\frac{2}{\pi}}(2l)!!g_{\alpha j}^J(k) \quad \text{with} \quad g_{\alpha j}^J(k) = \frac{k^l}{[k^2 + (\beta_{\alpha j}^J)^2]^{(l+1)}}. \quad (4)$$

$\beta_{\alpha j}^J$ is the fitting parameter having units of inverse length, with the assumption $\beta_{\alpha j}^J = \beta_{lj}$.

One can write the S-matrix as

$$S_{\alpha j, \beta l' j'}^{J\Pi} = \delta_{\alpha\beta}\delta_{ll'}\delta_{jj'} + i^{l'-l+1}\pi\mu k_{\alpha}^{1/2}u_{\alpha j}^J(k_{\alpha})\mathcal{T}_{\alpha j, \beta l' j'}^{J\Pi}u_{\beta l' j'}^J(k_{\beta})k_{\beta}^{1/2}, \quad (5)$$

where $\mathcal{T}_{\alpha j, \beta l' j'}^{J\Pi}$ is a matrix related to T-matrix as

$$T_{\alpha j, \beta l' j'}^{J\Pi}(k, k') = -i^{l'-l}u_{\alpha j}^J(k)\mathcal{T}_{\alpha j, \beta l' j'}^{J\Pi}u_{\beta l' j'}^J(k'), \quad (6)$$

and which satisfies the following coupled equation,

$$\mathcal{T}_{\alpha j, \beta l' j'}^{J\Pi} = \lambda_{\alpha j, \beta l' j'}^{J\Pi} - \sum_{\gamma l'' j''} \lambda_{\alpha j, \gamma l'' j''}^{J\Pi} \mathcal{G}_{\gamma l'' j''}^{J\Pi} \mathcal{T}_{\gamma l'' j'', \beta l' j'}^{J\Pi}, \quad (7)$$

with

$$\begin{aligned} \mathcal{G}_{\gamma l'' j''}^{J\Pi} &= \langle \gamma l'' j'' JM; \chi | G_0 | \chi; \gamma l'' j'' JM \rangle \\ &= \mu \int_0^{\infty} \frac{[u_{\gamma l'' j''}(k)]^2 k^2}{k_{\gamma}^2 - k^2 + i\epsilon} dk. \end{aligned} \quad (8)$$

In the above equation $G_0(z) = (z - H_0)^{-1}$ is the resolvent for unperturbed Hamiltonian H_0 . Eq. (5) is the S-matrix in a quasi-separable potential form for the case when c is neutron and there is no Coulomb interaction. In the case of the proton-nucleus scattering, one has to take care of the Coulomb potential V_c along with the nuclear potential V . The transition operator then can be written as the sum of the pure Coulomb (t) and Coulomb modified nuclear (τ) transition operators, i.e $T = t + \tau$, where τ is given by

$$\tau = (1 + V_c G_c) T_c (1 + G_c V_c), \quad (9)$$

with $G_c(z) = (z - H_0 - V_c)^{-1}$ being the Coulomb-perturbed resolvent and T_c satisfies the equation $T_c = V + V G_c T_c$.

The reduced S-matrix expression in this case has a similar form as in Eq. (5), with all the quantities replaced by their Coulomb corrected form. That is,

$$\begin{aligned} S_{C, \alpha j, \beta l' j'}^{J\Pi} &= \delta_{\alpha\beta}\delta_{ll'}\delta_{jj'} + i^{l'-l+1} \\ &\times \pi\mu k_{\alpha}^{1/2}u_{C, \alpha j}^J(k_{\alpha})\mathcal{T}_{C, \alpha j, \beta l' j'}^{J\Pi}u_{C, \beta l' j'}^J(k_{\beta})k_{\beta}^{1/2}, \end{aligned} \quad (10)$$

where the Coulomb corrected matrices, \mathcal{T}_C and T_C satisfy a similar relation as in Eq. (6), i.e.,

$$\begin{aligned} T_{C, \alpha j, \beta l' j'}^{J\Pi}(k, k') &= -i^{l'-l} e^{i\sigma_l(k)} u_{C, \alpha j}^J(k) \\ &\times \mathcal{T}_{C, \alpha j, \beta l' j'}^{J\Pi} u_{C, \beta l' j'}^J(k') e^{i\sigma_{l'}(k')}. \end{aligned} \quad (11)$$

In the above equation σ_l is the Coulomb phase shift and $u_{C,\alpha l j}^J(k)$ is the Coulomb corrected nuclear form factor given by,

$$u_{C,\alpha l j}^J(k) = \sqrt{\frac{2}{\pi}}(2l+1)!!C_l(\eta)g_{\alpha l j}^J(k) \times \exp \left[2\eta \arctan \left(\frac{k}{\beta_{\alpha l j}^J} \right) \right], \quad (12)$$

where η is the Coulomb parameter and the functions $C_l(\eta)$ are given by,

$$C_l(\eta) = \frac{\sqrt{l^2 + \eta^2}}{l(2l+1)} C_{l-1}(\eta); \quad C_0(\eta) = \sqrt{\frac{2\pi\eta}{e^{2\pi\eta} - 1}} \quad (13)$$

For more detailed derivations of the quantities described above one is referred to Refs. [5, 6].

The elastic component of the S -matrix, i.e., $S_{1l_j, 1l'_j}^{J\Pi}$, is used to obtain the phase shifts δ_{lJ} which are related by $S = e^{2i\delta}$. Two steps are needed; the first one is to find the possible values of the parameters β and λ that reproduce all the resonances at right positions and these values are further improved by fitting to the experimental phase shifts. The phase shifts are then used to obtain the continuum wave functions, needed to calculate the integral in Eq. 2), which behave at infinity as,

$$u_{l_j}^J(r)(r \rightarrow \infty) = -\sqrt{\frac{2}{\pi}} e^{i\delta_{lJ}} [F_l \cos(\delta_{lJ}) + G_l \sin(\delta_{lJ})], \quad (14)$$

where F_l and G_l are regular and irregular Coulomb wave functions.

3. Results and discussions

3.1. Phase-shifts

Neutron and proton radiative capture on ^{12}C lead to the formation of ^{13}C and ^{13}N , respectively. Given that the total neutron capture cross section has contributions from four low-lying states of ^{13}C [16], we calculate the neutron capture cross section to the states with spin parity $J^\pi = 1/2^-$ for the ground state, $1/2^+$ for the 1st excited state (e.s.), $3/2^-$ for the 2nd e.s., and $5/2^+$ for the 3rd e.s., respectively. These states are formed by coupling of the 0^+ ground state of ^{12}C with the neutron in the $1p_{1/2}$, $2s_{1/2}$, $1p_{3/2}$ and $1d_{5/2}$ orbital with one neutron removal energy, S_n , equal to 4.95, 1.86, 1.27 and 1.09 MeV, respectively. The proton capture cross section on the other hand is only calculated for capture to the ground state of ^{13}N with $J^\pi = 1/2^-$, formed by coupling the $1p_{1/2}$ proton to the 0^+ ground state of ^{12}C , with a binding energy of $S_p = 1.94$ MeV. In order to calculate the bound state wave functions of ^{13}C , we use the Woods Saxon parameters of Ref. [19], i.e., $r_0 = 1.236$ fm, $a = 0.62$ fm and $V_{so} = -7$ MeV. The values of the potential depth required to reproduce the binding energy for the states $1/2^-$, $1/2^+$, $3/2^-$ and $5/2^+$ are 41.35, 56.90, 28.81 and 56.85 MeV, respectively. For ^{13}N , we use $r_0 = 1.25$ fm, $a = 0.65$ fm and $V_{so} = -10$ MeV (same as in Ref. [28]) and the potential depth in this case is 41.65 MeV.

For both of these capture reactions it is the E1 multipolarity which dominates [16, 25, 28]. Therefore, we choose the continuum states which yield E1 transitions to

Table 1. Fitting parameter β_{lj} . They are the same for both ^{13}C and ^{13}N .

l	j	β_{lj} (fm $^{-1}$)
0	1/2	0.57
1	1/2	1.76
1	3/2	1.22
2	3/2	2.16
2	5/2	2.96

Table 2. Strength parameter $\lambda_{\alpha lj, \beta l' j'}$ used in Eq. 3, for ^{13}C and ^{13}N .

Phase shift	$\alpha l j; \beta l' j'$	^{13}C	^{13}N
		$\lambda_{\alpha lj, \beta l' j'}$	$\lambda_{\alpha lj, \beta l' j'}$
$s_{1/2}$	$10\frac{1}{2}; 10\frac{1}{2}$	0.8464	0.9801
$p_{1/2}$	$11\frac{1}{2}; 11\frac{1}{2}$	73.445	
$p_{3/2}$	$11\frac{3}{2}; 11\frac{3}{2}$	98.8	
$d_{3/2}$	$12\frac{3}{2}; 12\frac{3}{2}$	268.9	277.2
$d_{5/2}$	$12\frac{5}{2}; 12\frac{5}{2}$	2684	2770

the above mentioned states in both nuclei. For transitions to the ground state of ^{13}C , the continuum states taken are $s_{1/2}$ and $d_{3/2}$, for the 1st e.s. they are $p_{1/2}$ and $p_{3/2}$, for the 2nd e.s. they are $s_{1/2}$, $d_{3/2}$ and $d_{5/2}$ and for the 3rd e.s. it is just $p_{3/2}$, respectively. Similarly, for E1 transitions to the ground state of ^{13}N , the continuum states taken are $s_{1/2}$ and $d_{3/2}$.

The calculations of continuum wave functions depend upon the phase shifts and hence the scattering matrix, which are obtained by the procedure given in the previous section. As we need only elastic component of S-matrix to calculate the phase shift, we will only use a single channel, i.e., only the ground state of the target (^{12}C), to calculate the S-matrix. A multi-channel formalism could be taken in order to study the effect of inclusion of more target states on the capture cross sections, provided the fit parameters would be known for all channels under consideration. We use the same set of parameters β , λ as those obtained in Ref. [5, 6]. For two cases, discussed later in this section, we employ changes in order to get the best fit with the experimental data. We also generated our own best fit parameters for the $p_{3/2}$ state of ^{13}C by fitting to its experimental phase shift. In Table I and II, we give the parameters β and λ , respectively, used in order to obtain the different phase shifts.

The results of our phase shift calculations for ^{13}C and ^{13}N are presented in Figs. 1 and 2, respectively. In both of these figures we plot the phase shifts δ , in degrees, as a function of the laboratory energy E_{lab} . In these figures solid, dotted-dotted-dashed, dotted, dashed and dotted-dashed lines represent the calculated $s_{1/2}$, $p_{1/2}$, $p_{3/2}$, $d_{3/2}$ and $d_{5/2}$ phase shifts, respectively, whereas filled circles, upper triangles, square boxes,

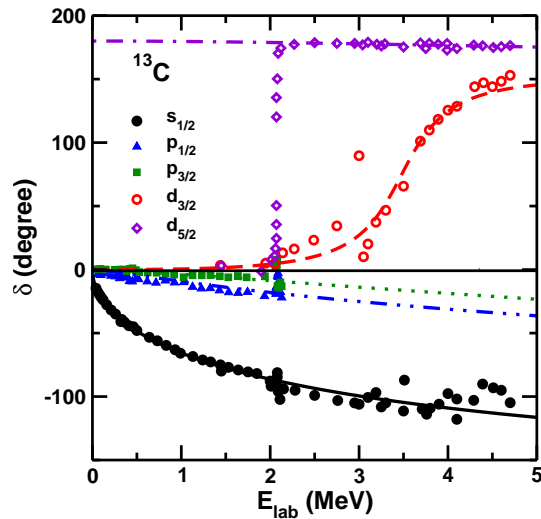


Figure 1. s, p, d phase shifts for n - ^{12}C scattering. Solid, dotted-dotted-dashed, dotted, dashed and dotted-dashed lines represent the calculated $s_{1/2}$, $p_{1/2}$, $p_{3/2}$, $d_{3/2}$ and $d_{5/2}$ phase shifts, respectively, whereas filled circles, upper triangles, square boxes, open circles and diamond boxes represent the corresponding experimental data which are taken from Refs. [30–32].

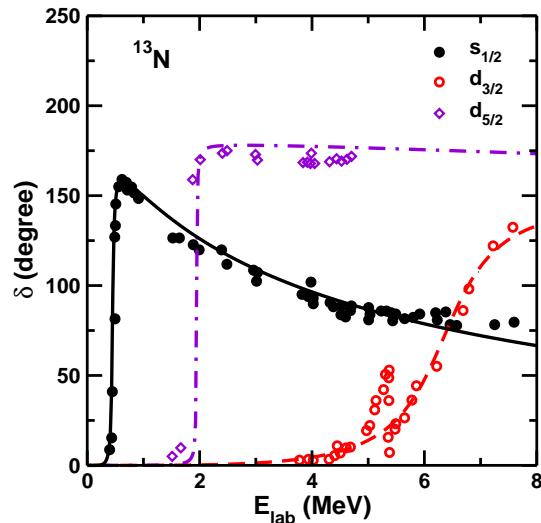


Figure 2. s, d phase shifts for p - ^{12}C scattering (solid lines). The symbols and lines are the same as in fig. 1. The experimental data are taken from Refs. [33–38].

open circles and diamond boxes represent the corresponding experimental data which are taken from Refs. [30–32] for n - ^{12}C scattering and from Refs. [33–38] for p - ^{12}C scattering, respectively. For both of these nuclei, we are able to reproduce the results given in Ref. [5]. The calculated phase shifts match well the experimental data. Furthermore, some narrow resonances for $d_{5/2}$ and $d_{3/2}$ states, both for proton and neutron scattering are found to be of compound nature and can be explained only by considering target excitations to the 2^+ state as in Ref. [6]. We also want to point out that for the proton case, the parameter $\beta_{0\frac{1}{2}}$ given in Table I is slightly corrected to 0.5723 fm^{-1} in order to

yield a $1/2^+$ resonance at the right position, i.e., at 0.422 MeV in the c.m., and for a better fit of the experimental phase-shift data, as seen in Fig. 2. A slight change is also needed for $\beta_{1\frac{1}{2}}$ in the case of ^{13}C , where it is modified from 1.72 fm^{-1} to 1.76 fm^{-1} in order to obtain a best fit.

3.2. Capture cross sections

Once the phase shifts have been obtained, we now proceed to calculate the continuum wave functions with the asymptotic behavior described in Eq. (14). This yields the wave function in the outer region of the nuclear potential. For the less relevant inner region of the nuclear potential, of radius R_0 , we make use of a potential model where the potential depths for the continuum states are taken from [28]. We then calculate the neutron and proton capture cross section using Eqs. (1) and (2), as all the quantities are now known.

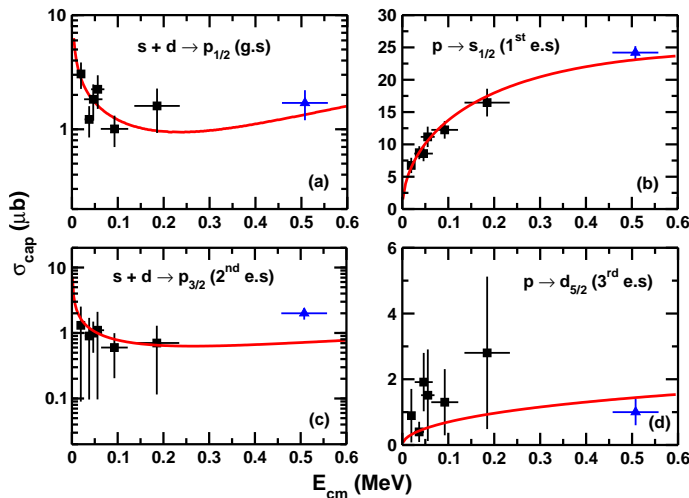


Figure 3. Radiative neutron capture cross section on the low-lying four states of ^{12}C . Filled Square boxes and filled triangles are the experimental data from Refs. [16] and [17], respectively.

Given that the continuum wave functions are obtained from the phase shifts that reproduce experimental data, we expect that our obtained capture cross sections are more reliable than standard potential models. Fig. 3 shows our calculated neutron capture cross section (solid line) for capture to different states of ^{13}C compared with respective experimental data. The square boxes in all figures represent data from Ref. [16], whereas the upper triangles correspond to experimental data from Ref. [17] where the cross sections were measured only at the 0.55 MeV laboratory energy. The spectroscopic factor (C^2S) used for the ground state, the 1^{st} excited state, the 2^{nd} excited state and the 3^{rd} excited state are 0.77, 1.0, 0.14, 0.58, respectively. They have been taken from Ref. [39], except for the 1^{st} e.s. where C^2S equal to 1.0 in our case. This value explains the data very well. It is clear from the figure that the cross section

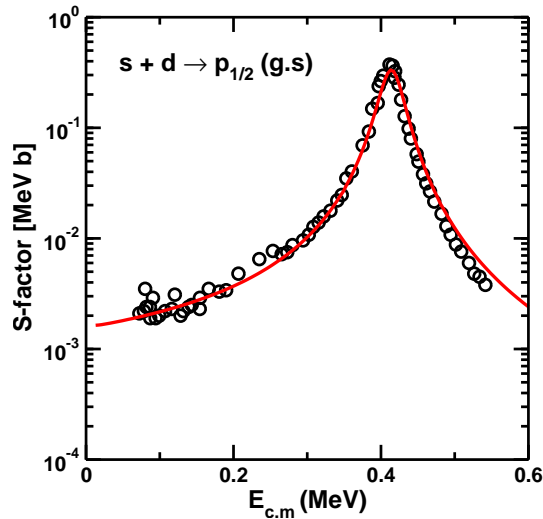


Figure 4. Astrophysical S-factor for the $^{12}\text{C}(p, \gamma)^{13}\text{N}$ reaction. Experimental data are from Ref. [25].

obtained by this method are in good agreement with the experimental data, especially at low energies.

Fig. 4 shows the S-factor for proton capture to the ground state of ^{13}N (solid line). The experimental data (open circles) are from Ref. [25]. The C^2S in this case was chosen as 0.65, which is close to the upper limit of 0.49 ± 0.15 , given in Ref. [25]. As mentioned earlier, the E1 transition to the ground state of ^{13}N ($1/2^-$) takes place from s or d continuum. The dominant contributions to the cross sections come from the s continuum, where there is a resonance at 0.422 MeV, as mentioned earlier. This resonance yields a peak in the cross section which can be seen in the Fig. 4. Clearly, our calculations again show very good agreement with the experimental data over the present energy range.

4. Conclusions

We have proven the utility of quasi-separable potentials to describe nucleon-nucleus scattering and applications to nuclear astrophysics. We have shown how this method can be used to calculate radiative capture cross sections for astrophysical important reactions. As an example, we have discussed the case of neutron and proton scattering from ^{12}C , where the scattering phase shifts are used to infer the scattering wave functions. The scattering wave functions determined from phase shifts fitted to the experimental data are used to calculate neutron and proton capture cross sections. Our calculations are in good agreement with the available experimental data in the energy range considered in this paper.

This technique can be used to obtain the continuum wave functions with a better description of phase-shifts and radiative capture cross sections than the usual potential models. A limitation of this method is that it only works for the cases where scattering

phase shifts or elastic scattering cross section data are available. The multi-channel formalism briefly discussed in this paper, can also be used to study the effects of inclusion of numerous target states on the capture cross sections. The use of a single channel is limited to lower mass nuclei, up to ^{16}O . With the increase of the nuclear mass, the nuclear structure becomes more complicated and one needs to take into consideration the effect of other channels in order to explain the resonances which also become of non-single particle nature. Applications of this technique to deuteron-induced reactions are in progress.

5. Acknowledgements

C.A.B. Acknowledges support from the U.S. NSF Grant number 1415656 and the U.S. DOE Grant number DE-FG02-08ER41533. A.M.M. acknowledges support from the U.S. DOE grant numbers DE-FG02-93ER40773 and DE-FG52-09NA29467 and by the U.S. NSF grant number PHY-1415656.

References

- [1] Yamaguchi Y 1954 *Phys. Rev.* **95** 1628.
- [2] Phillips A C 1968 *Nucl. Phys. A* **107** 207.
- [3] Mongan Thomas R 1968 *Phys. Rev.* **175** 1260.
- [4] Haidenbauer J and Plessas W 1984 *Phys. Rev. C* **30** 1822.
- [5] Cattapan G, Pisent G and Vanzani V 1975 *Nucl. Phys. A* **241** 204.
- [6] Cattapan G, Mglione E, Pisent G and Vanzani V 1978 *Nucl. Phys. A* **296** 263.
- [7] Miyagawa K and Koike Y 1989 *Prog. Theor. Phys.* **82** 329.
- [8] Pisent G 1974 *International Centre for Theoretical Physics (Trieste) report IC/74/19*.
- [9] Alt E O, Mukhamedzhanov A M, Nishonov M M and Sattarov A I 2002 *Phys. Rev. C* **65** 064613.
- [10] Alt E O, Blokhintsev L D, Mukhamedzhanov A M and Sattarov A I 2007 *Phys. Rev. C* **75** 054003.
- [11] Wiescher M, Görres J and Schatz H 1999 *J. Phys. G: Nucl. Par. Phys.* **25** R131.
- [12] Rolfs C E and Rodney W S 1988 *Cauldrons in the Cosmos* (Chicago University press).
- [13] Straniero O *et al.* 1993 *Astrophys. J.* **413** 324.
- [14] Mughabghab S F, Lone M A and Robertson B C 1982 *Phys. Rev. C* **26** 2698.
- [15] Nagai Y, Igashira M, Takeda K, Mukai N, Motoyama S, Uesawa F, Kitazawa H and Fukuda T 1991 *Astrophys. J.* **372** 683.
- [16] Ohsaki T, Nagai Y, Igashira M, Shima T, Takeda K, Seino S and Irie T 1994 *Astrophys. J.* **422** 912.
- [17] Kikuchi T, Nagai Y, Suzuki T S, Shima T, Kii T, Igashira M, Mengoni A, Otsuka T 1998 *Phys. Rev. C* **57** 2724.
- [18] Ho Yu-Kun, Kitazawa H and Igashira M 1991 *Phys. Rev. C* **44** 1148.
- [19] Mengoni A, Otsuka T, Ishihara M 1995 *Phys. Rev. C* **52** R2334.
- [20] Lin C J, Zhang H Q, Liu Z H, Wu W Y, Wang F and Ruan M 2003 *Phys. Rev. C* **68** 047601.
- [21] Baye D 2004 *Phys. Rev. C* **70** 015801.
- [22] Otsuka T, Ishihara M, Fukunishi N, Nakamura T and Yokoyama M 1994 *Phys. Rev. C* **49** R2289.
- [23] Lamb W A S and Hester R E 1957 *Phys. Rev.* **107** 550.
- [24] Young F C, Armstrong J C and Marion J B 1963 *Nucl. Phys.* **44** 486.
- [25] Rolfs C and Azuma R E 1974 *Nucl. Phys. A* **227** 291.
- [26] Burtebaev N *et al.* 2008 *Phys. Rev. C* **78** 035802.
- [27] Bertulani C A 2003 *Comput. Phys. Commun.* **156** 123.

- [28] Huang J T, Bertulani C A, Guimarães V 2010 *Atomic Data and Nuclear Data Tables* **96** 824.
- [29] Lawson R D 1980 *Theory of the nuclear shell model* (Oxford).
- [30] Wills J E Jr, Bair J K, Cohn H O and Willard H B 1958 *Phys. Rev.* **109** 891.
- [31] Lister D and Sayres A 1966 *Phys. Rev.* **143** 745.
- [32] Pisent G and Saruis A M 1963 *Nuovo Cim.* **28** 600.
- [33] Reich C W, Phillips G C and Russel J L 1956 *Phys. Rev.* **104** 143.
- [34] Moss S J and Haeberli W 1965 *Nucl. Phys.* **72** 417.
- [35] Jackson H L and Galonsky A I 1953 *Phys. Rev.* **89** 370.
- [36] Bernstein E M and Terrel G E 1968 *Phys. Rev.* **173** 937.
- [37] Trachslin W and Brown L 1967 *Nucl. Phys. A* **101** 273.
- [38] Drigo L, Manduchi C, Nardelli G, Russo-Manduchi M T and Zannoni G 1964 *Phys. Rev.* **136** B1662.
- [39] Ohnuma H *et al.* 1985 *Nucl. Phys. A* **448** 205.