

A new set of equations describing immiscible two-phase flow in homogeneous porous media

Alex Hansen · Santanu Sinha · Dick Bedeaux · Signe Kjelstrup · Isha Savani · Morten Vassvik

Received: date / Accepted: date

Abstract Based on a simple scaling assumption concerning the total flow rate of immiscible two-phase flow in a homogeneous porous medium under steady-state conditions and a constant pressure drop, we derive two new equations that relate the total flow rate to the flow rates of each immiscible fluid. By integrating these equations, we present two integrals giving the flow rate of each fluid in terms of the the total flow rate. If we in addition assume that the flow obeys the relative permeability (generalized Darcy) equations, we find direct expressions for the two relative permeabilities and the capillary pressure in terms of the total flow rate. Hence, only the total flow rate as a function of saturation at constant pressure drop across the porous medium needs to be measured in order to obtain all three quantities. We test the equations on numerical and experimental systems.

Alex Hansen · Santanu Sinha · Isha Savani · Morten Vassvik
Department of Physics
Norwegian University of Science and Technology
NO-7491 Trondheim
Norway
Tel.: +47-73593649
E-mail: Alex.Hansen@ntnu.no
Present address of Santanu Sinha: CSRC
10 West Dongbeiwang Road
Haidan District, Beijing 100193
China

Dick Bedeaux · Signe Kjelstrup
Department of Chemistry
Norwegian University of Science and Technology
NO-7491 Trondheim
Norway
Tel.: +47-73594179
E-mail: Signe.Kjelstrup@ntnu.no

Keywords Immiscible two-phase flow · Gibbs-Duhem relation · relative permeability relations · capillary pressure

1 Introduction

The simultaneous flow of immiscible fluids through porous media has been studied for a long time [1]. It is a problem that lies at the heart of many important geophysical and industrial processes. Often, the length scales in the problem spans numerous decades; from the pores measured in micrometers to reservoir scales measured in kilometers. At the largest scales, the porous medium is treated as a continuum governed by effective equations that encode the physics at the pore scale.

The problem of tying the pore scale physics together with the effective description at large scale is the upscaling problem. In 1936, Wycoff and Botset proposed a generalization of the Darcy equation to immiscible two-phase flow [2]. It is instructive to reread Wycoff and Botset’s article. This is where the concept of relative permeability is introduced. The paper is eighty years old and yet it is still remarkably modern. Capillary pressure was first considered by Richards as early as 1931 [3]. In 1940, Leverett combined capillary pressure with the concept of relative permeability, and the framework in which essentially all later analysis of immiscible multiphase flow in porous media was in place [4].

The introduction of the concepts of relative permeability and capillary pressure as solution to the upscaling problem, dominates still today. It is based on a number of assumptions concerning the porous medium. Given these assumptions, additional assumptions concerning the physics of the flow problem are then made resulting in the central flow equations. The consequences of the assumptions made regarding the porous medium in the relative permeability approach are in fact hidden by the additional assumptions.

It is the aim of this paper to demonstrate how the underlying assumptions made about the porous medium in fact leads to a number of strong consequences that have been overlooked in the past and which transcend the assumptions made in the relative permeability approach concerning the physics of the problem. We will derive an equation relating the total flow rate to the partial flow rates of each of the immiscible fluids — a fractional flow equation in other words [5], and an equation that relates the seepage velocities of the two fluids. This equation is closely related to the Gibbs-Duhem equation in thermodynamics [6]. As these equations are derived from very simple assumptions concerning the porous medium, they are more general than the generalized Darcy equations that constitute the core of the relative permeability approach. However, it should be noted that the assumptions leading to the two equations are also made in the relative permeability approach. This leads to new equations between the relative permeabilities themselves and the capillary pressure.

In section 2 we describe the porous medium system we consider. We review the key concepts that will be used in the subsequent discussion. We then present in Section 3 the assumptions concerning the porous medium on which our derivation rests. Section 4 contains the derivation of the two central equations that we present in this paper. We derive in Section 5 the fractional flow equation and relate it to the one that is usually presented in terms of relative permeabilities in Section 6. Furthermore, in Section 6 we combine the equations from Section 4 with the generalized Darcy equations, leading to a new relation between the wetting and non-wetting relative permeabilities and between the wetting relative permeability and the capillary pressure. Section 7 contains solutions to the two equations of Section 4. In Section 7.1, we demonstrate the use of the formulas derived in the previous section to relate a given total flow rate as function of saturation to the partial flow rates. In Section 8 we analyze data obtained through a numerical pore scale network model [7] and in Section 9 we analyze laboratory data obtained by Oak et al. [8] in light of the equations we have derived. Section 10 contains our discussion and conclusions.

2 Defining the system

In order to be concrete, we describe now the properties of the porous medium we will consider. We consider a *homogeneous* porous medium in the form of a cylindrical block of length L and radius R . We seal off the surface that is parallel to the axis. The two remaining surfaces, each with area $A = \pi R^2$, are kept open and act as inlet and outlet for the fluids that are injected and extracted from the porous cylinder. The porosity is $\phi = V_p/(AL)$ where V_p is the pore volume.¹ Due to the homogeneity of the porous medium, any cut orthogonal to the axis of the cylinder will reveal a *pore area* that fluctuates around the value $A_p = V_p/L = \phi A$. The homogeneity assumption consists in the fluctuations being so small that they can be ignored.

We assume that there are two pumps that furnish the flow of the immiscible fluids. There is a pressure difference ΔP_w across the porous medium in the wetting fluid and a pressure difference ΔP_n across the porous medium in the non-wetting fluid. By using semipermeable end barriers, it is possible to measure the two pressure drops [9].

This leads to a time averaged volumetric flow rate Q . The flow consists of two components, Q_w and Q_n , which are the volumetric flow rates of the more wetting (w for “wetting”) and the less wetting (n for “non-wetting”) fluids with respect to the porous medium. We have

$$Q = Q_w + Q_n . \quad (1)$$

In the porous medium, there is a volume V_w of wetting fluid (excluding the irreducible contents of wetting fluid) and a volume V_n of non-wetting fluid

¹ We assume here that V_p is the *effective* pore volume that exclude any irreducible contents of wetting fluid.

so that $V_p = V_w + V_n$. We define the wetting and non-wetting saturations $S_w = V_w/V_p$ and $S_n = V_n/V_p$. We have that

$$S_w + S_n = 1 . \quad (2)$$

We define the wetting and non-wetting pore areas A_w and A_n as the part of the pore area A which is filled with the wetting or the non-wetting liquids respectively. As the porous medium is homogeneous, we will find the same averages A_w and A_n on any cut through the cylindrical porous medium orthogonal to the axis. We have that $A_w/A_p = (A_w L)/(A_p L) = V_w/V_p = S_w$ so that

$$A_w = S_w A_p . \quad (3)$$

Likewise,

$$A_n = S_n A_p , \quad (4)$$

so that

$$A_p = A_w + A_n . \quad (5)$$

Summarizing so far, for a given pressure drop across the cylindrical porous medium, we have

$$\begin{aligned} Q_w &= Q_w(A_w, A_n, \Delta P_w, \Delta P_n) , \\ Q_n &= Q_n(A_w, A_n, \Delta P_w, \Delta P_n) , \\ Q &= Q(A_w, A_n, \Delta P_w, \Delta P_n) , \end{aligned} \quad (6)$$

obeying equations (1) and (5).

We define the seepage velocities for the two immiscible fluids, v_w and v_n as

$$v_w = \frac{Q_w}{A_w} , \quad (7)$$

and

$$v_n = \frac{Q_n}{A_n} . \quad (8)$$

2.1 Generalized Darcy equations

The relative permeability approach consists in making explicit assumptions about the functional form of Q_w and Q_n through the generalized Darcy equations

$$Q_w = -\frac{KA}{\mu_w L} k_{r,w} \Delta P_w , \quad (9)$$

and

$$Q_n = -\frac{KA}{\mu_n L} k_{r,n} \Delta P_n . \quad (10)$$

Here K is the permeability of the porous medium, μ_w and μ_n are the viscosities of the two fluids, and $k_{r,w}$ and $k_{r,n}$ are their respective relative permeabilities.

One distinguishes between the pressure drop in the wetting and non-wetting fluids, ΔP_w and ΔP_n . They are related through the capillary pressure P_c by

$$\Delta P_n - \Delta P_w = P_c . \quad (11)$$

The assumptions concerning the physical properties of the flow made in the relative permeability description is that the relative permeabilities and the capillary pressure are functions of the wetting (or equivalently, the non-wetting) saturation respectively. Hence, $k_{r,w} = k_{r,w}(S_w)$, $k_{r,n} = k_{r,n}(S_w)$ and $P_c = P_c(S_w)$.

These are strong assumptions, and there is growing evidence that they do not hold in general, see [10, 11, 12, 13, 14, 15, 16]: the relative permeabilities and the capillary pressure are *not* functions of the saturation alone.

3 Scaling assumption

We now make *one single assumption* based on the homogeneity of the porous medium. The volumetric flow rate Q is a *homogeneous function of order one* of the two areas A_w and A_n defined in equations (3) and (4). Hence, if λ is any scale factor, we may scale the two areas $A_w \rightarrow \lambda A_w$ and $A_n \rightarrow \lambda A_n$. This leads to the scaling relation

$$Q(\lambda A_w, \lambda A_n, \Delta P_w, \Delta P_n) = \lambda Q(A_w, A_n, \Delta P_w, \Delta P_n) . \quad (12)$$

This scaling property is essentially self evident. It may be implemented by using different porous media samples with different radii R . To borrow the terminology from thermodynamics, equation (12) expresses that Q is extensive in the variables A_n and A_w .

Through the Euler theorem for homogeneous functions which states that $f(\lambda x, \lambda y) = \lambda^n f(x, y) \Rightarrow x(\partial f(x, y)/\partial x) + y(\partial f(x, y)/\partial y) = n f(x, y)$ — which can be proven through some manipulations of partial derivatives — we have that

$$Q(A_w, A_n) = A_w \left(\frac{\partial Q}{\partial A_w} \right)_{A_n} + A_n \left(\frac{\partial Q}{\partial A_n} \right)_{A_w} , \quad (13)$$

where we have suppressed the dependency on the pressure drops ΔP_w and ΔP_n and that these are kept constant during the partial differentiations. We now compare this equation to equation (1) combined with the definitions of the seepage velocities, equations (7) and (8),

$$Q(A_w, A_n) = A_w v_w + A_n v_n , \quad (14)$$

immediately leading to the identifications

$$v_w = \left(\frac{\partial Q}{\partial A_w} \right)_{A_n} , \quad (15)$$

and

$$v_n = \left(\frac{\partial Q}{\partial A_n} \right)_{A_w} . \quad (16)$$

In order for Q in equation (14) to obey the scaling relation (12), neither v_w nor v_n are extensive in the variables A_w and A_n , i.e.,

$$\begin{aligned} v_w(\lambda A_w, \lambda A_n) &= v_w(A_w, A_n) , \\ v_n(\lambda A_w, \lambda A_n) &= v_n(A_w, A_n) . \end{aligned} \quad (17)$$

3.1 Generalized Darcy equations obey the scaling relation

We rewrite the generalized Darcy equations (9) and (10) using equations (3) and (4) as

$$Q_w = A_w \left[- \frac{K}{\mu_w L \phi} \frac{k_{r,w}}{S_w} \Delta P_w \right] , \quad (18)$$

and

$$Q_n = A_n \left[- \frac{K}{\mu_n L \phi} \frac{k_{r,n}}{S_n} \Delta P_n \right] . \quad (19)$$

Hence, the relative permeability equations fulfill the scaling relation (12) and therefore the Euler theorem, equation (13).

4 Dependence on saturation: two new equations

The scaling relation (12) implies changing the wetting and non-wetting pore areas A_w and A_n without changing the saturations $S_w = A_w/A_p$ and $S_n = A_n/A_p$. We now change the saturation while keeping the total pore area $A_p = A_w + A_n$ constant. Mathematically, this is accomplished by changing our variables from (A_w, A_n) to (S_w, A_p) where $A_w = S_w A_p$ and $A_n = (1 - S_w) A_p$.

We calculate

$$\left(\frac{\partial Q}{\partial S_w} \right)_{A_p} = \left(\frac{\partial A_w}{\partial S_w} \right)_{A_p} \left(\frac{\partial Q}{\partial A_w} \right)_{A_n} + \left(\frac{\partial A_n}{\partial S_w} \right)_{A_p} \left(\frac{\partial Q}{\partial A_n} \right)_{A_w} = A_p [v_w - v_n] , \quad (20)$$

where we have used (15) and (16). This equation is a direct consequence of scaling assumption (12) and hence no assumptions concerning the flow properties beyond this assumption enters it. This equation is one of the two fundamental equations that constitute the main result presented in this paper.

The second equation we find by taking the derivative of equation (14) with respect to S_w ,

$$\left(\frac{\partial Q}{\partial S_w} \right)_{A_p} = A_p \left(\frac{\partial}{\partial S_w} \right)_{A_p} [S_w v_w + (1 - S_w) v_n]$$

$$= A_p \left[v_w - v_n + S_w \left(\frac{\partial v_w}{\partial S_w} \right)_{A_p} + (1 - S_w) \left(\frac{\partial v_n}{\partial S_w} \right)_{A_p} \right]. \quad (21)$$

Combining this equation with equation (20), we have the equation,

$$S_w \left(\frac{\partial v_w}{\partial S_w} \right)_{A_p} + (1 - S_w) \left(\frac{\partial v_n}{\partial S_w} \right)_{A_p} = 0, \quad (22)$$

which is our second main result. Also this equation is a consequence of the scaling assumption (12) alone and does not entail any further assumptions about the properties of the flow problem.

Equation (22) is in fact well known in thermodynamics as the *Gibbs-Duhem equation*, see e.g. Reference [6]. Furthermore, the equations derived here are analogous to those relating chemical potentials and concentrations in reacting multicomponent systems where Q plays the role of the Gibbs free energy, and the seepage velocities as the chemical potentials. S_w and S_n correspond to the relative concentrations.

We note that since the generalized Darcy equations (18) and (19) obey the scaling relation (12), Q_w and Q_n must also obey equations (20) and (22). As we shall see in Section 6, this leads to equations between the relative permeabilities and between the capillary pressure and the relative permeabilities, see equations (30) and (32).

5 Fractional flow equation

We define the wetting and non-wetting fractional flows as

$$F_w = \frac{Q_w}{Q} = \frac{A_w v_w}{Q}, \quad (23)$$

and

$$F_n = 1 - F_w = \frac{Q_n}{Q} = \frac{A_n v_n}{Q}, \quad (24)$$

where we have used equations (7) and (8). We now combine these expressions for F_w and F_n with equation (20), we find

$$\left(\frac{\partial Q}{\partial S_w} \right)_{A_p} = A_p \left[\frac{Q F_w}{A_w} - \frac{Q F_n}{A_n} \right] = Q \left[\frac{F_w}{S_w} - \frac{F_n}{S_n} \right]. \quad (25)$$

By solving for F_w , we find

$$F_w = S_w + S_w(1 - S_w) \left(\frac{\partial \ln(Q)}{\partial S_w} \right)_{A_p}. \quad (26)$$

Hence, we have derived a new *fractional flow equation* relating the fractional flow to the total flow rate and the saturation. Again, no further assumptions have been made concerning the flow apart from the scaling relation given in (12). All that is needed to determine the fractional flow is contained in the total flow rate $Q = Q(S_w)$. Nothing more is needed.

6 Relation to relative permeabilities

By replacing the derivative of Q by the seepage velocities using equation (20) in the fractional flow equation (26) using equation (14) we find

$$F_w = \left[1 + \frac{S_n v_n}{S_w v_w} \right]^{-1}. \quad (27)$$

If we now combine this expression with the generalized Darcy equations (9) and (10) together with the capillary pressure equation (11), we find

$$F_w = \frac{1 + \frac{KA}{LQ} \frac{k_{r,n}}{\mu_n} P_c}{1 + \frac{k_{r,n}}{k_{r,w}} \frac{\mu_w}{\mu_n}}. \quad (28)$$

This is the fractional flow equation in its familiar form, see e.g. equation 10.9 in Dake's textbook [5]. However, whereas the fractional flow equation presented here, (26), is based on a single scaling property (12) that originates from homogeneity of the porous medium. Equation (28) is based on the explicit assumptions made concerning the flow properties inherent in the relative permeability equations.

Equation (20) relates the seepage velocities v_w and v_n to the total flow rate Q . It may be reinterpreted as a generalized fractional flow equation which reduces to the familiar one when we assume the relative permeability framework, equations (9) — (11), applies.

Let us now turn to the second fundamental equation (22), combining it with the relative permeability and capillary pressure equations (9)–(11). By inserting the expressions for v_w and v_n in terms of the relative permeabilities, equations (18) and (19), and eliminating ΔP_w by equation (11), we find

$$\begin{aligned} & \left[\frac{S_w}{\mu_w} \left(\frac{\partial}{\partial S_w} \right)_{A_p} \left(\frac{k_{r,w}}{S_w} \right) + \frac{1 - S_w}{\mu_n} \left(\frac{\partial}{\partial S_w} \right)_{A_p} \left(\frac{k_{r,n}}{1 - S_w} \right) \right] \Delta P_n \\ & - \left[\frac{S_w}{\mu_w} \left(\frac{\partial}{\partial S_w} \right)_{A_p} \left(\frac{k_{r,w}}{S_w} P_c \right) \right] = 0. \end{aligned} \quad (29)$$

This equation must be valid for all values of ΔP_n . Hence, it splits into two equations,

$$\frac{S_w}{\mu_w} \left(\frac{\partial}{\partial S_w} \right)_{A_p} \left(\frac{k_{r,w}}{S_w} \right) + \frac{1 - S_w}{\mu_n} \left(\frac{\partial}{\partial S_w} \right)_{A_p} \left(\frac{k_{r,n}}{1 - S_w} \right) = 0, \quad (30)$$

and

$$\left(\frac{\partial}{\partial S_w} \right)_{A_p} \left(\frac{k_{r,w}}{S_w} P_c \right) = 0. \quad (31)$$

This latter equation may in turn be integrated to give

$$P_c = P_0 \frac{S_w}{k_{r,w}}, \quad (32)$$

where P_0 is a reference pressure.

The significance of equations (30) and (32) is that only one of the three parameters $k_{r,w}$, $k_{r,n}$ and P_c need be measured as they are related through the two equations. There are equations relating the capillary pressure to the relative permeability in the literature such as the Brooks-Corey relation [17] or the van Genuchten equation [18]. These equations all build on the work of Purcell [19] who generalized to pore networks the relation between the capillary pressure and the permeability of a single capillary tube via the Young formula for interfacial tension. Equation (32) is different from these earlier equations in that it does not rely on assumptions concerning the physics of the problem apart from the single scaling assumption (12).

Again we emphasize that since the generalized Darcy equations (18) and (19) obey the scaling relation (12), they *must* obey equations (20) and (22) — which take the forms (30) and (31). We note that popular parametrizations of the relative permeabilities such as that of Corey [20] and that of Lomeland et al. [21] (“LET”-type) do not obey equation (30). Hence, they are only approximative.

7 Solving the equations

Equations (20) and (22) may be integrated to find Q_w and Q_n as functions of S_w . We start by transforming equation (20) into

$$S_w \left(\frac{\partial^2 Q}{\partial S_w^2} \right)_{A_p} = A_p \left[S_w \left(\frac{\partial v_w}{\partial S_w} \right)_{A_p} - S_w \left(\frac{\partial v_n}{\partial S_w} \right)_{A_p} \right]. \quad (33)$$

Equation (22) may then be subtracted from this equation to give

$$\left(\frac{\partial v_n}{\partial S_w} \right)_{A_p} = -\frac{S_w}{A_p} \left(\frac{\partial^2 Q}{\partial S_w^2} \right)_{A_p}. \quad (34)$$

By using equation (22) once again, we find

$$\left(\frac{\partial v_w}{\partial S_w} \right)_{A_p} = \frac{S_n}{A_p} \left(\frac{\partial^2 Q}{\partial S_w^2} \right)_{A_p}. \quad (35)$$

We integrate equations (34) and (35) finding

$$Q_w(S_w) = A_p S_w v_w = S_w \left[Q_w(1) - \int_{S_w}^1 dS (1 - S) \left(\frac{\partial^2 Q}{\partial S^2} \right)_{A_p} \right], \quad (36)$$

and

$$Q_n(S_w) = A_p(1 - S_w)v_n = (1 - S_w) \left[Q_n(0) - \int_0^{S_w} dS S \left(\frac{\partial^2 Q}{\partial S^2} \right)_{A_p} \right]. \quad (37)$$

As with the fractional flow equation (26), only the total flow rate $Q = Q(S_w)$ is needed to determine the partial flow rates. This is no surprise as F_w and Q_w convey the same information about the system.

7.1 Two examples

We now give a couple of analytically tractable examples of the use of equations (36) and (37).

Suppose that surface tension between the two fluids is negligible. The total flow rate is then

$$Q = Q_n(0) + (Q_w(1) - Q_n(0)) S_w = Q_n(0) \left[1 + \left(\frac{\mu_n}{\mu_w} - 1 \right) S_w \right]. \quad (38)$$

Equations (36) and (37) give

$$Q_n(S_w) = Q_n(0)(1 - S_w), \quad (39)$$

and

$$Q_w(S_w) = Q_w(1)S_w = Q_n(0) \frac{\mu_n}{\mu_w} S_w, \quad (40)$$

as it should be.

A non-trivial example is

$$Q(S_w) = Q_n(0) [1 + (Q_w(1)/Q_n(0) - 1) S_w - (2 - S_w)(1 - S_w)S_w], \quad (41)$$

see Figure 1. Integrals (36) and (37) give

$$Q_n(S_w) = Q_n(0)(1 - S_w) [1 - S_w^2(3 - 2S_w)], \quad (42)$$

and

$$Q_w(S_w) = Q_n(0)S_w [Q_w(1)/Q_n(0) - 2(1 - S_w)^3]. \quad (43)$$

Figure 1 shows Q , Q_w and Q_n as function of S_n for $Q_w(1) = 2Q_n(0)$.

In general, if Q is a polynomial of degree n in S_w , Q_w and Q_n are polynomials of degree $n + 1$.

In fact, we may generalize this example. If we assume that Q may be parametrized by a fourth order polynomial — and in practice this is the case — so that we have

$$Q(S_w) = \sum_{j=0}^4 a_j S_w^j, \quad (44)$$

we find from the integrals (36) and (37)

$$Q_w(S_w) = (a_0 + a_1)S_w + 2a_2S_w^2 - (a_2 - 3a_3)S_w^3 - (2a_3 - 4a_4)S_w^4 - 3a_4S_w^5, \quad (45)$$

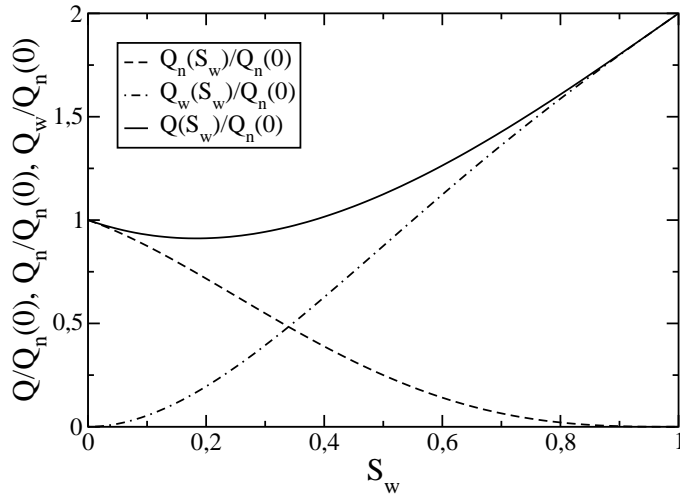


Fig. 1 Partial flow rates Q_n and Q_w as calculated from the total flow rate Q — equation (41) — using equations (36) and (37).

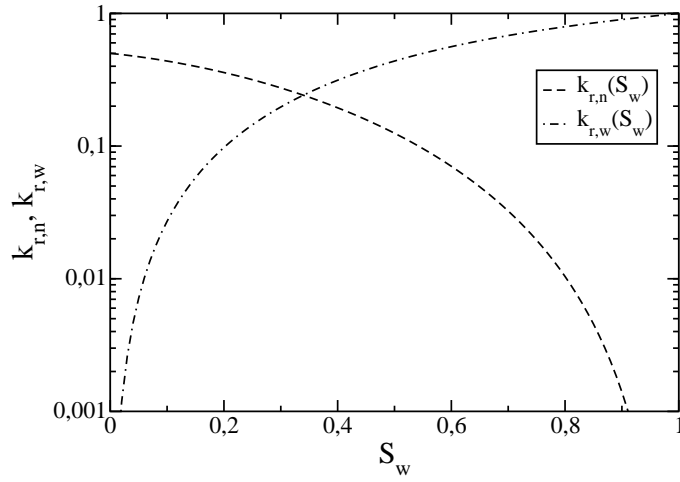


Fig. 2 Relative permeabilities $k_{r,w}(S_w)$ and $k_{r,n}(S_w)$ for the example given in Figure 1.

and

$$Q_n = a_0(1 - S_w) - a_2 s_w^2 + (a_2 - 2a_3)s_w^3 + (2a_3 - 3a_4)s_w^4 + 3a_4 s_w^5. \quad (46)$$

Assuming that the viscosity ratio between the two fluids in the previous example is $\mu_n/\mu_w = 2$, we may express Figure 1 in terms of the relative permeabilities $k_{r,w}(S_w)$ and $k_{r,n}(S_w)$. This is done in Figure 2. We show the capillary pressure curve for this system in Figure 3 as calculated from equation (32).

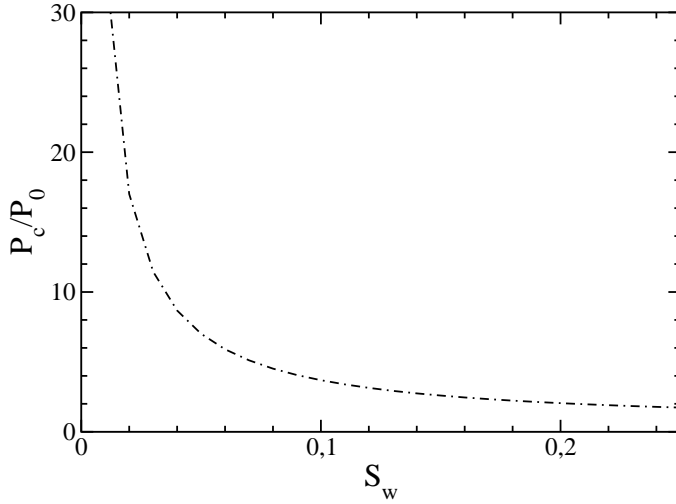


Fig. 3 Capillary pressure for the system shown in Figure 1 based on equation (32).

8 Numerical studies

Typically, part of the wetting fluid will be stuck and does not contribute to the flow properties apart from lowering the available pore volume. The volume of this bound wetting fluid divided by the pore volume is the irreducible wetting saturation S_{wi} . It is then convenient to define an effective saturation

$$S_w^* = \frac{S_w - S_{wi}}{1 - S_{wi}}. \quad (47)$$

We define the corresponding effective non-wetting saturation as $S_n^* = 1 - S_w^*$. In the following, we use the saturation S_w in all expressions, but with the caveat that if $S_{wi} > 0$, it should be replaced by the effective saturation S_w^* . In this Section and the next where numerical and experimental data are treated, we explicitly use the effective saturation.

The network simulator first proposed by Aker et al. [7] has been refined over the years and is today a versatile model for immiscible two-phase flow under steady-state conditions [22]. The model tracks the interfaces between the immiscible fluids by solving the Kirchhoff equations with a capillary pressure given by

$$p_c = \pm \sum_i^n \frac{2\gamma}{r} (1 - \cos(2\pi x_i)) \quad (48)$$

where x_i is the position of the i th interface in a link measured in units of the length L of the link, r its average radius and γ is the surface tension between the two fluids. We have set $L = 1.0$ mm and $\gamma = 3.0$ dyne/mm. The link radii r were drawn from an approximately lognormal distribution with an average of $0.133L$ and a standard deviation of $0.044L$. The viscosities of the fluids have

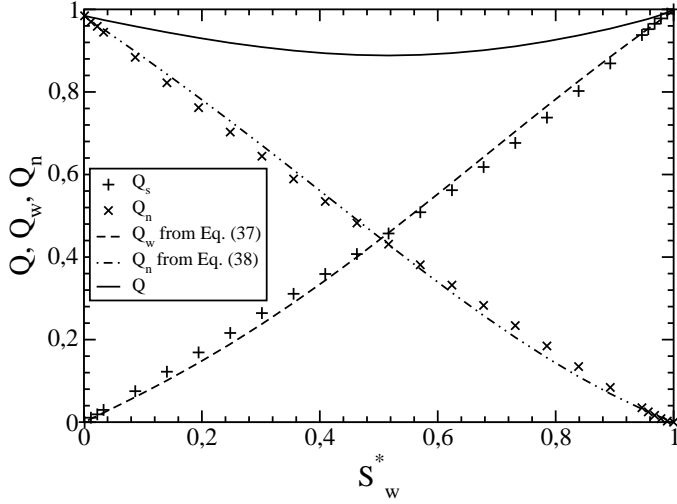


Fig. 4 Partial flow rates Q_w and Q_n together with the total flow rate Q as found in our numerical model. The total flow rate has been parametrized through a 4th order polynomial in S_w^* . Equations (36) and (37) were then used to calculate Q_w and Q_n .

been set to $\mu_w = \mu_n = 1.0$ Poise. Steady state is obtained by implementing the network on a torus. Hence, the system is closed and the saturation S_w does not fluctuate. We have used a two-dimensional hexagonal lattice consisting of **4104** links and $72 \times 38 = 2736$ nodes. The system is driven by a constant pressure difference which has been adjusted so that the capillary number of the order 0.1.

We show in Figure 4 the total flow rate Q and the partial flow rates Q_w and Q_n as a function of the effective saturation $S_w^* = (S_w - 0.05)/(1 - 0.05)$. We parametrize the total flow rate through a fourth-order polynomial:

$$Q = 0.98473 - 0.30668S_w^* + 0.083269S_w^{*2} + 0.35474S_w^{*3} - 0.11921S_w^{*4}. \quad (49)$$

From equations (45) and (46) we then find

$$Q_w = 0.67895S_w^* + 0.166538S_w^{*2} + 0.980951S_w^{*3} - 1.18632S_w^{*4} + 0.35763S_w^{*5}, \quad (50)$$

and

$$Q_n = 0.98473(1 - S_w^*) - 0.083269S_w^{*2} - 0.626211S_w^{*3} + 1.06711S_w^{*4} - 0.35763S_w^{*5}. \quad (51)$$

These two polynomials are plotted in Figure 4 and should be compared to the numerically calculated partial flow rates. The match is fair. However, this is a small system whereas equations (20) and (22) have been derived under the assumption that the system is homogeneous. Our network is small and hence far from homogeneous.

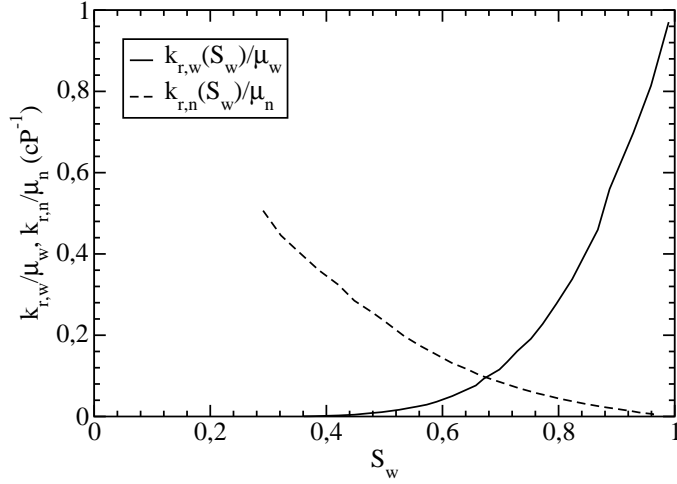


Fig. 5 Replotting of data given in Figure 4 in Oak et al. [8]: Oil-water relative permeability.

9 Data from the literature

In this Section we consider data concerning the relative permeabilities of water and oil in Berea sandstone as obtained by Oak et al. [8] using the steady-state method where the two fluids are injected simultaneously at constant flow rates. The wetting fluid (water) has a viscosity $\mu_w = 1.06$ cP and the non-wetting fluid (oil) has a viscosity $\mu_n = 1.77$ cP. We extracted the relative permeability data from their Figure 4. Figure 5 shows the relative permeabilities as obtained by Oak et al.

We need to determine the irreducible wetting fluid saturation S_{wi} . We do this by assuming that the wetting relative permeability follows a Corey-type power law in the effective saturation, $K_{r,w} \sim S_w^{*\beta}$, where S_w^* is given by equation (47). We adjust the value for S_{wi} until we get the best fit of $k_{r,w}$ against S_w^* as a power law. We show the result in Figure 6, finding $S_{wi} = 0.273$ and $\beta = 3.5$.

The Gibbs-Duhem equation (22) takes the form (30) when combined with the relative permeabilities. We define a function

$$GD(S_w^*) = \frac{S_w^*}{\mu_w} \left(\frac{\partial}{\partial S_w^*} \right)_{A_p} \left(\frac{k_{r,w}}{S_w^*} \right) + \frac{1 - S_w^*}{\mu_n} \left(\frac{\partial}{\partial S_w^*} \right)_{A_p} \left(\frac{k_{r,n}}{1 - S_w^*} \right). \quad (52)$$

When equation (30) is fulfilled, $GD(S_w^*) = 0$. By numerically differentiating the two relative permeability curves in Figure 5, we determine $GD(S_w^*)$ from the data in Figure 4 in Oak et al. We show the result in Figure 7.

Equation (30) has been derived under the assumption that the pressure drops ΔP_n and ΔP_w are kept constant. The data of Oak et al. have been obtained under steady-state conditions where Q_w and Q_n are kept constant. If the generalized Darcy equations had been exact, this difference would not

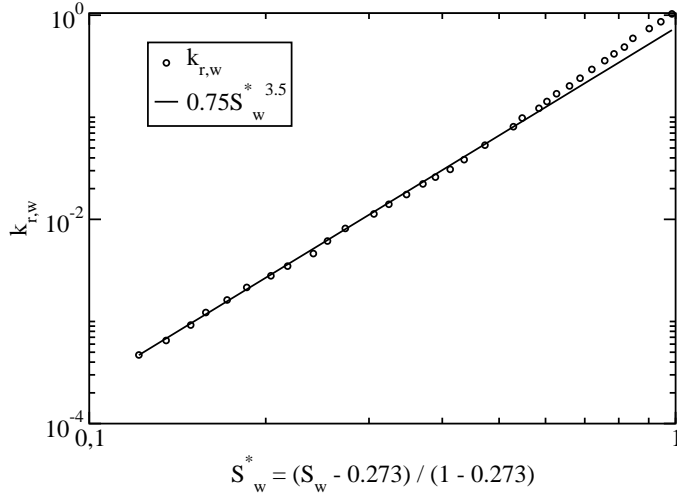


Fig. 6 The wetting (water) relative permeability from Figure 5 as a function of the effective saturation $S_w^* = (S_w - 0.273) / (1 - 0.273)$. The value $S_{w,i} = 0.273$ for the irreducible water contents makes $k_{r,w}$ follow a power law for small values of S_w^* — which we use as our criterion to determine S_{wi} .

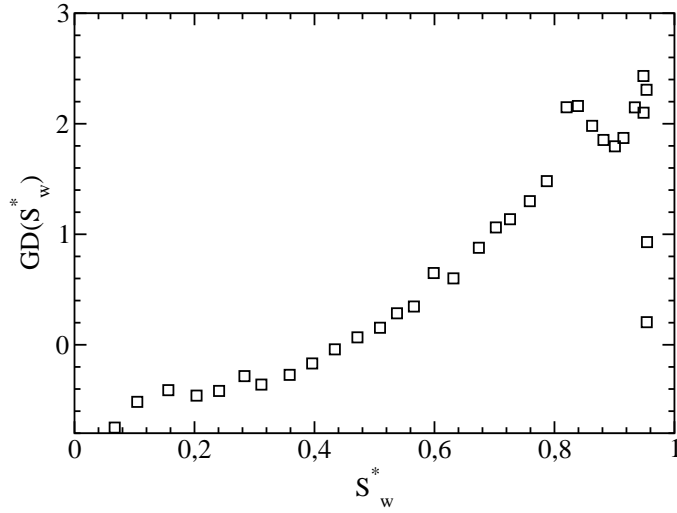


Fig. 7 We plot $GD(S_w^*) = [S_w^* / \mu_w] (\partial[k_{r,w} / S_w^*] / \partial S_w^*)_{A_p} + [(1 - S_w) / \mu_n] (\partial[k_{r,n} / (1 - S_w^*)] / \partial S_w^*)_{A_p}$, which is the left hand side of equation (30). The figure is based on the data given in Figure 5.

have mattered and we would have found $GD(S_w^*) \approx 0$. However, the generalized Darcy equations are *not* exact: the relative permeabilities depend on the pressure differences. This is reflected in the drift of $GD(S_w^*)$ in Figure 7.

10 Discussion and conclusion

We have in this paper derived two equations, (20) and (22), that relate the seepage velocities to the total flow rate in a homogeneous porous medium. They have been derived from the single almost self-evident scaling assumption (12). The generalized Darcy equations (9) and (10) obey the scaling assumption (12) and, hence, must obey equations (20) and (22). As a result, the relative permeabilities and the capillary pressure are related through the two equations, leading to the equations (30) and (32) between $k_{r,w}$, $k_{r,n}$ and P_c .

We emphasize once more that there is only mathematics between the scaling equation obeyed by the generalized Darcy equations and equations (30) and (32) — they *must* therefore be obeyed. We find that this is only roughly so when considering experimentally measured data as in Figure 6. The relative permeability curves taken from Oak et al. [8] have been obtained by controlling the partial flow rates Q_w and Q_n rather than the pressures ΔP_w and ΔP_n . If the generalized Darcy equations had provided an accurate description of the physics, this should not have mattered. However, it does and one may draw the conclusion that the generalized Darcy equations do not provide a complete description of the immiscible two-phase flow problem.

The equations we have derived, (20) and (22), from the scaling assumption (12) should on the other hand be valid as long as differentiation makes sense and the porous medium is homogeneous.

It is interesting to note that equation (22), which is a version of the Gibbs-Duhem equation in thermodynamics, has not been derived with any assumptions about equilibrium. Quite the contrary, the system we consider is *driven* (there is a flow) and therefore not in equilibrium in a thermodynamical sense. Hence, the Gibbs-Duhem equation is more general than the assumptions made in equilibrium thermodynamics.

Acknowledgements The authors thank Eirik Grude Flekkøy, Knut Jørgen Måløy and Marios Valavanides for interesting discussions on this topic. Isha Savani thanks VISTA, a collaboration between Statoil and the Norwegian Academy of Sciences, for financial support. Santanu Sinha thanks the Norwegian Research Council, NFR and the Beijing Computational Science Research Center CSRC for financial support.

References

1. J. Bear, Dynamics of fluids in porous media, Dover, Mineola, 1988.
2. R. D. Wyckoff and H. G. Botset, The flow of gas-liquid mixtures through unconsolidated sands, J. Appl. Phys. **7**, 325 (1936).
3. L. A. Richards, Capillary conduction of liquids through porous mediums, J. Appl. Phys. **1**, 318 (1931).
4. M. C. Leverett, Capillary behavior in porous sands, Trans. AIMME, **12**, 152 (1940).
5. L. P. Duke, Fundamentals of reservoir engineering, Elsevier, Amsterdam, 1978.
6. D. Kondepudi and I. Prigogine, Modern thermodynamics, Wiley, Chichester, 1998.
7. E. Aker, K. J. Måløy, A. Hansen and G. G. Batrouni, A two-dimensional network simulator for two-phase flow in porous media, Transp. Porous Media, **32**, 163 (1998).
8. M. J. Oak, L. E. Baker and D. C. Thomas, Three-phase relative permeability of Berea sandstone, J. Petr. Tech. **42**, 1054 (1990).

9. G. L. Hassler, Method and apparatus for permeability measurements, US Patent No. 2,345,935, 1942.
10. K. T. Tallakstad, H. A. Knudsen, T. Ramstad, G. Løvoll, K. J. Måløy, R. Toussaint and E. G. Flekkøy, Steady-state two-phase flow in porous media: statistics and transport properties, *Phys. Rev. Lett.* **102**, 074502 (2009).
11. K. T. Tallakstad, G. Løvoll, H. A. Knudsen, T. Ramstad, E. G. Flekkøy and K. J. Måløy, Steady-state, simultaneous two-phase flow in porous media: an experimental study, *Phys. Rev. E* **80**, 036308 (2009).
12. E. M. Rassi, S. L. Codd and J. D. Seymour, Nuclear magnetic resonance characterization of the stationary dynamics of partially saturated media during steady-state infiltration flow, *N. J. Phys.* **13**, 015007 (2011).
13. S. Sinha and A. Hansen, Effective rheology of immiscible two-phase flow in porous media, *Europhys. Lett.* **99**, 44004 (2012).
14. A. G. Yiotis, L. Talon and D. Salin, Blob population dynamics during immiscible two-phase flow in reconstructed porous media, *Phys. Rev. E*, **87**, 033001 (2013).
15. R. G. Bentsen and J. Trivedi, On the construction of an experimentally based set of equations to describe cocurrent or countercurrent, two-phase flow of immiscible fluids through porous media, *Transp. in Por. Media*, **99**, 251 (2013).
16. M. Moura, E. -A. Florentino, K. J. Måløy, G. Schäfer and R. Toussaint, Impact of sample geometry on the measurement of pressure-saturation curves: experiments and simulations, *Water Res. Res.* **51**, 8900 (2015).
17. R. H. Brooks and A. T. Corey, Hydraulic properties of porous media, Colorado State University hydrology paper **3**, Colorado State University, 1964.
18. M. Th. van Genuchten, A closed-form equation for predicting the hydraulic conductivity of unsaturated soils, *Soil Sci. Soc. Am. J.* **44**, 892 (1980).
19. W. R. Purcell, Capillary pressure — their measurement using mercury and the calculation of permeability therefrom, *Journal Petr. Tech.* **1**, 39 (1949).
20. A. T. Corey, The interrelation between gas and oil relative permeabilities, *Prod. Monthly*, **19**, 38 (1954).
21. F. Lomeland, E. Ebeltoft and T. W. Hammervold, A new versatile relative permeability correlation, *Rev. Proc. of the 2005 Int. Symp. of the SCA, Abu Dhabi, Oct. 31 – Nov. 2, 2005*.
22. M. Vassvik, S. Sinha, I. Savani, D. Bedeaux, A. Hansen and S. Kjelstrup, Interface transfer in a network model for immiscible two-phase flow in porous media, in preparation (2016).