

# Stateless Model Checking for POWER

Parosh Aziz Abdulla, Mohamed Faouzi Atig, Bengt Jonsson, and Carl Leonardsson

Dept. of Information Technology, Uppsala University, Sweden

**Abstract.** We present the first framework for efficient application of stateless model checking (SMC) to programs running under the relaxed memory model of POWER. The framework combines several contributions. The first contribution is that we develop a scheme for systematically deriving operational execution models from existing axiomatic ones. The scheme is such that the derived execution models are well suited for efficient SMC. We apply our scheme to the axiomatic model of POWER from [7]. Our main contribution is a technique for efficient SMC, called *Relaxed Stateless Model Checking* (RSMC), which systematically explores the possible inequivalent executions of a program. RSMC is suitable for execution models obtained using our scheme. We prove that RSMC is sound and optimal for the POWER memory model, in the sense that each complete program behavior is explored exactly once. We show the feasibility of our technique by providing an implementation for programs written in C/threads.

## 1 Introduction

Verification and testing of concurrent programs is difficult, since one must consider all the different ways in which parallel threads can interact. To make matters worse, current shared-memory multicore processors, such as Intel's x86, IBM's POWER, and ARM, [28,44,27,8], achieve higher performance by implementing *relaxed memory models* that allow threads to interact in even subtler ways than by interleaving of their instructions, as would be the case in the model of *sequential consistency* (SC) [31]. Under the relaxed memory model of POWER, loads and stores to different memory locations may be reordered by the hardware, and the accesses may even be observed in different orders on different processor cores.

Stateless model checking (SMC) [24] is one successful technique for verifying concurrent programs. It detects violations of correctness by systematically exploring the set of possible program executions. Given a concurrent program which is terminating and threadwisely deterministic (e.g., by fixing any input data to avoid data-nondeterminism), a special runtime scheduler drives the SMC exploration by controlling decisions that may affect subsequent computations, so that the exploration covers all possible executions. The technique is automatic, has no false positives, can be applied directly to the program source code, and can easily reproduce detected bugs. SMC has been successfully implemented in tools, such as VeriSoft [25], CHES [36], Concurrer [16], rInspect [48], and Nidhugg [1].

However, SMC suffers from the state-space explosion problem, and must therefore be equipped with techniques to reduce the number of explored executions. The most prominent one is *partial order reduction* [46,38,23,17], adapted to SMC as *dynamic*

*partial order reduction* (DPOR) [2,22,42,39]. DPOR addresses state-space explosion caused by the many possible ways to schedule concurrent threads. DPOR retains full behavior coverage, while reducing the number of explored executions by exploiting that two schedules which induce the same order between conflicting instructions will induce equivalent executions. DPOR has been adapted to the memory models TSO and PSO [1,48], by introducing auxiliary threads that induce the reorderings allowed by TSO and PSO, and using DPOR to counteract the resulting increase in thread schedulings.

In spite of impressive progress in SMC techniques for SC, TSO, and PSO, there is so far no effective technique for SMC under more relaxed models, such as POWER. A major reason is that POWER allows more aggressive reorderings of instructions within each thread, as well as looser synchronization between threads, making it significantly more complex than SC, TSO, and PSO. Therefore, existing SMC techniques for SC, TSO, and PSO can not be easily extended to POWER.

In this paper, we present the first SMC algorithm for programs running under the POWER relaxed memory model. The technique is both sound, in the sense that it guarantees to explore each programmer-observable behavior at least once, and optimal, in the sense that it does not explore the same complete behavior twice. Our technique combines solutions to several major challenges.

The first challenge is to design an execution model for POWER that is suitable for SMC. Existing execution models fall into two categories. Operational models, such as [20,41,40,11], define behaviors as resulting from sequences of small steps of an abstract processor. Basing SMC on such a model would induce large numbers of executions with equivalent programmer-observable behavior, and it would be difficult to prevent redundant exploration, even if DPOR techniques are employed. Axiomatic models, such as [7,35,6], avoid such redundancy by being defined in terms of an abstract representation of programmer-observable behavior, due to Shasha and Snir [43], here called *Shasha-Snir traces*. However, being axiomatic, they judge whether an execution is allowed only after it has been completed. Directly basing SMC on such a model would lead to much wasted exploration of unallowed executions. To address this challenge, we have therefore developed a scheme for systematically deriving execution models that are suitable for SMC. Our scheme derives an execution model, in the form of a labeled transition system, from an existing axiomatic model, defined in terms of Shasha-Snir traces. Its states are partially constructed Shasha-Snir traces. Each transition adds (“commits”) an instruction to the state, and also equips the instruction with a parameter that determines how it is inserted into the Shasha-Snir trace. The parameter of a load is the store from which it reads its value. The parameter of a store is its position in the coherence order of stores to the same memory location. The order in which instructions are added must respect various dependencies between instructions, such that each instruction makes sense at the time when it is added. For example, when adding a store or a load instruction, earlier instructions that are needed to compute which memory address it accesses must already have been added. Our execution model therefore takes as input a partial order, called *commit-before*, which constrains the order in which instructions can be added. The commit-before order should be tuned to suit the given axiomatic memory model. We define a condition of *validity* for commit-before orders,

under which our derived execution model is equivalent to the original axiomatic one, in that they generate the same sets of Shasha-Snir traces. We use our scheme to derive an execution model for POWER, equivalent to the axiomatic model of [7].

Having designed a suitable execution model, we address our main challenge, which is to design an effective SMC algorithm that explores all Shasha-Snir traces that can be generated by the execution model. We address this challenge by a novel exploration technique, called *Relaxed Stateless Model Checking* (RSMC). RSMC is suitable for execution models, in which each instruction can be executed in many ways with different effects on the program state, such as those derived using our execution model scheme. The exploration by RSMC combines two mechanisms: (i) RSMC considers instructions one-by-one, respecting the commit-before order, and explores the effects of each possible way in which the instruction can be executed. (ii) RSMC monitors the generated execution for data races from loads to subsequent stores, and initiates alternative explorations where instructions are reordered. We define the property *deadlock freedom* of execution models, meaning intuitively that no run will block before being complete. We prove that RSMC is sound for deadlock free execution models, and that our execution model for POWER is indeed deadlock free. We also prove that RSMC is optimal for POWER, in the sense that it explores each *complete* Shasha-Snir trace exactly once. Similar to sleep set blocking for classical SMC/DPOR, it may happen for RSMC that superfluous *incomplete* Shasha-Snir traces are explored. Our experiments indicate, however, that this is rare.

To demonstrate the usefulness of our framework, we have implemented RSMC in the stateless model checker Nidhugg [32]. For test cases written in C with pthreads, it explores all Shasha-Snir traces allowed under the POWER memory model, up to some bounded length. We evaluate our implementation on several challenging benchmarks. The results show that RSMC efficiently explores the Shasha-Snir traces of a program, since (i) on most benchmarks, our implementation performs no superfluous exploration (as discussed above), and (ii) the running times correlate to the number of Shasha-Snir traces of the program. We show the competitiveness of our implementation by comparing with an existing state of the art analysis tool for POWER: goto-instrument [4].

*Outline.* The next section presents our derivation of execution models. Section 3 presents our RSMC algorithm, and Section 4 presents our implementation and experiments. Proofs of all theorems, and formal definitions, are provided in the appendix. Our implementation is available at [32].

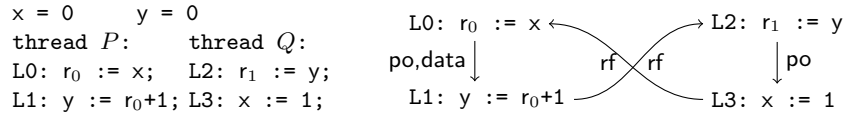
## 2 Execution Model for Relaxed Memory Models

**POWER — a Brief Glimpse.** The programmer-observable behavior of POWER multiprocessors emerges from a combination of many features, including out-of-order and speculative execution, various buffers, and caches. POWER provides significantly weaker ordering guarantees than, e.g., SC and TSO.

We consider programs consisting of a number of threads, each of which runs a deterministic code, built as a sequence of assembly instructions. The grammar of our assumed language is given in Fig. 1. The threads access a shared memory, which is a

$$\begin{aligned}
\langle prog \rangle &::= \langle varinit \rangle^* \langle thrd \rangle^+ \\
\langle varinit \rangle &::= \langle var \rangle '=' \mathbb{Z} \\
\langle thrd \rangle &::= \text{'thread'} \langle tid \rangle ':' \langle linstr \rangle^+ \\
\langle linstr \rangle &::= \langle label \rangle ':' \langle instr \rangle ';' \\
\langle instr \rangle &::= \langle reg \rangle ':' '=' \langle expr \rangle \mid // \text{register assignment} \\
&\quad \text{'if'} \langle expr \rangle \text{'goto'} \langle label \rangle \mid // \text{conditional branch} \\
&\quad \langle reg \rangle ':' '=' '[' \langle expr \rangle ']' \mid // \text{memory load} \\
&\quad '[' \langle expr \rangle ']' ':' '=' \langle expr \rangle \mid // \text{memory store} \\
&\quad \text{'sync'} \mid \text{'lwsync'} \mid \text{'isync'} // \text{fences} \\
\langle expr \rangle &::= \text{(arithmetic expression over literals and registers)}
\end{aligned}$$

**Fig. 1.** The grammar of concurrent programs



**Fig. 2.** Left: An example program: LB+data. Right: A trace of the same program.

mapping from addresses to values. A program may start by declaring named global variables with specific initial values. Instructions include register assignments and conditional branches with the usual semantics. A load ' $r := [a]$ ' loads the value from the memory address given by the arithmetic expression  $a$  into the register  $r$ . A store ' $[a_0] := a_1$ ' stores the value of the expression  $a_1$  to the memory location addressed by the evaluation of  $a_0$ . For a global variable  $x$ , we use  $x$  as syntactic sugar for  $[\&x]$ , where  $\&x$  is the address of  $x$ . The instructions `sync`, `lwsync`, `isync` are fences (or memory barriers), which are special instructions preventing some memory ordering relaxations. Each instruction is given a label, which is assumed to be unique.

As an example, consider the program in Fig. 2. It consists of two threads  $P$  and  $Q$ , and has two zero-initialized memory locations  $x$  and  $y$ . The thread  $P$  loads the value of  $x$ , and stores that value plus one to  $y$ . The thread  $Q$  is similar, but always stores the value 1, regardless of the loaded value. Under the SC or TSO memory models, at least one of the loads L0 and L2 is guaranteed to load the initial value 0 from memory. However, under POWER the order between the load L2 and the store L3 is not maintained. Then it is possible for  $P$  to load the value 1 into  $r_0$ , and for  $Q$  to load 2 into  $r_1$ . Inserting a `sync` between L2 and L3 would prevent such a behavior.

**Axiomatic Memory Models.** Axiomatic memory models, of the form in [7], operate on an abstract representation of observable program behavior, introduced by Shasha and Snir [43], here called *traces*. A trace is a directed graph, in which vertices are executed instructions (called *events*), and edges capture dependencies between them. More precisely, a *trace*  $\pi$  is a quadruple  $(E, \text{po}, \text{co}, \text{rf})$  where  $E$  is a set of *events*, and  $\text{po}$ ,  $\text{co}$ , and  $\text{rf}$  are relations over  $E$ <sup>1</sup>. An *event* is a tuple  $(t, n, l)$  where  $t$  is an identifier for the executing thread,  $l$  is the unique label of the instruction, and  $n$  is a natural number which disambiguates instructions. Let  $\mathbb{E}$  denote the set of all possible events. For an

<sup>1</sup> [7] uses the term “execution” to denote what we call “trace.”

Event	Parameter	Semantic Meaning
L3: $x := 1$	0	First in coherence order for $x$
L0: $r_0 := x$	L3	Read value 1 from L3
L1: $y := r_0 + 1$	0	First in coherence order for $y$
L2: $r_1 := y$	L1	Read value 2 from L1

**Fig. 3.** The run L3[0].L0[L3].L1[0].L2[L1], of the program in Fig. 2 (left), leading to the complete state corresponding to the trace given in Fig. 2 (right). Here we use the labels L0-L3 as shorthands for the corresponding events.

event  $e = (t, n, l)$ , let  $\text{tid}(e)$  denote  $t$  and let  $\text{instr}(e)$  denote the instruction labelled  $l$  in the program code. The relation  $\text{po}$  (for “program order”) totally orders all events executed by the same thread. The relation  $\text{co}$  (for “coherence order”) totally orders all stores to the same memory location. The relation  $\text{rf}$  (for “read-from”) contains the pairs  $(e, e')$  such that  $e$  is a store and  $e'$  is a load which gets its value from  $e$ . For simplicity, we assume that the initial value of each memory address  $x$  is assigned by a special *initializer instruction*  $\text{init}_x$ , which is first in the coherence order for that address. A trace is a *complete trace of the program*  $\mathcal{P}$  if the program order over the committed events of each thread makes up a path from the first instruction in the code of the thread, to the last instruction, respecting the evaluation of conditional branches. Fig. 2 shows the complete trace corresponding to the behavior described in the beginning of this section, in which each thread loads the value stored by the other thread.

An axiomatic memory model  $M$  (following the framework [7]) is defined as a predicate  $M$  over traces  $\pi$ , such that  $M(\pi)$  holds precisely when  $\pi$  is an allowed trace under the model. Deciding whether  $M(\pi)$  holds involves checking (i) that the trace is internally consistent, defined in the natural way (e.g., the relation  $\text{co}$  relates precisely events that access the same memory location), and (ii) that various combinations of relations that are derived from the trace are acyclic or irreflexive. Which specific relations need to be acyclic depends on the memory model.

We define the *axiomatic semantics under*  $M$  as a mapping from programs  $\mathcal{P}$  to their denotations  $\llbracket \mathcal{P} \rrbracket_M^{\text{Ax}}$ , where  $\llbracket \mathcal{P} \rrbracket_M^{\text{Ax}}$  is the set of complete traces  $\pi$  of  $\mathcal{P}$  such that  $M(\pi)$  holds. In the following, we assume that the axiomatic memory model for POWER, here denoted  $M^{\text{POWER}}$ , is defined as in [7]. The interested reader is encouraged to read the details in [7], but the high-level understanding given above should be enough to understand the remainder of this text.

**Deriving an Execution Model.** Let an axiomatic model  $M$  be given, in the style of [7]. We will derive an equivalent execution model in the form of a transition system.

*States.* States of our execution model are traces, augmented with a set of fetched events. A state  $\sigma$  is a tuple of the form  $(\lambda, F, E, \text{po}, \text{co}, \text{rf})$  where  $\lambda(t)$  is a label in the code of  $t$  for each thread  $t$ ,  $F \subseteq \mathbb{E}$  is a set of events, and  $(E, \text{po}|_E, \text{co}, \text{rf})$  is a trace such that  $E \subseteq F$ . (Here  $\text{po}|_E$  is the restriction of  $\text{po}$  to  $E$ .) For a state  $\sigma = (\lambda, F, E, \text{po}, \text{co}, \text{rf})$ , we let  $\text{exec}(\sigma)$  denote the trace  $(E, \text{po}|_E, \text{co}, \text{rf})$ . Intuitively,  $F$  is the set of all currently fetched events and  $E$  is the set of events that have been committed. The function  $\lambda$  gives the label of the next instruction to fetch for each thread. The relation  $\text{po}$  is the program order between all fetched events. The relations  $\text{co}$  and  $\text{rf}$  are defined for committed

events (i.e., events in  $E$ ) only. The set of all possible states is denoted  $\mathbb{S}$ . The initial state  $\sigma_0 \in \mathbb{S}$  is defined as  $\sigma_0 = (\lambda_0, E_0, E_0, \emptyset, \emptyset, \emptyset)$  where  $\lambda_0$  is the function providing the initial label of each thread, and  $E_0$  is the set of initializer events for all memory locations.

*Commit-Before.* The order in which events can be committed – effectively a linearization of the trace – is restricted by a *commit-before order*. It is a parameter of our execution model which can be tuned to suit the given axiomatic model. Formally, a commit-before order is defined by a *commit-before function*  $\text{cb}$ , which associates with each state  $\sigma = (\lambda, F, E, \text{po}, \text{co}, \text{rf})$ , a *commit-before order*  $\text{cb}_\sigma \subseteq F \times F$ , which is a partial order on the set of fetched events. For each state  $\sigma$ , the commit-before order  $\text{cb}_\sigma$  induces a predicate  $\text{enabled}_\sigma$  over the set of fetched events  $e \in F$  such that  $\text{enabled}_\sigma(e)$  holds if and only if  $e \notin E$  and the set  $\{e' \in F \mid (e', e) \in \text{cb}_\sigma\}$  is included in  $E$ . Intuitively,  $e$  can be committed only if all the events it depends on have already been committed. Later in this section, we define requirements on commit-before functions, which are necessary for the execution model and for the RSMC algorithm respectively.

*Transitions.* The transition relation between states is given by a set of rules, in Fig. 4. The function  $\text{val}_\sigma(e, a)$  denotes the value taken by the arithmetic expression  $a$ , when evaluated at the event  $e$  in the state  $\sigma$ . The value is computed in the natural way, respecting data-flow. (Formal definition given in Appendix A.1.) For example, in the state  $\sigma$  corresponding to the trace given in Fig. 2, where  $e$  is the event corresponding to label L1, we would have  $\text{val}_\sigma(e, r_0+1) = 2$ . The function  $\text{address}_\sigma(e)$  associates with each load or store event  $e$  the memory location accessed. For a label  $l$ , let  $\lambda_{\text{next}}(l)$  denote the next label following  $l$  in the program code. Finally, for a state  $\sigma$  with coherence order  $\text{co}$  and a store  $e$  to some memory location  $x$ , we let  $\text{extend}_\sigma(e)$  denote the set of coherence orders  $\text{co}'$  which result from inserting  $e$  anywhere in the total order of stores to  $x$  in  $\text{co}$ . For each such order  $\text{co}'$ , we let  $\text{position}_{\text{co}'}(e)$  denote the position of  $e$  in the total order: i.e.  $\text{position}_{\text{co}'}(e)$  is the number of (non-initializer) events  $e'$  which precede  $e$  in  $\text{co}'$ .

The intuition behind the rules in Fig. 4 is that events are committed non-deterministically out of order, but respecting the constraints induced by the commit-before order. When a memory access (load or store) is committed, a non-deterministic choice is made about its effect. If the event is a store, it is non-deterministically inserted somewhere in the coherence order. If the event is a load, we non-deterministically pick the store from which to read. Thus, when committed, each memory access event  $e$  is parameterized by a choice  $p$ : the coherence position for a store, and the source store for a load. We call  $e[p]$  a *parameterized event*, and let  $\mathbb{P}$  denote the set of all possible parameterized events. A transition committing a memory access is only enabled if the resulting state is allowed by the memory model  $\mathbb{M}$ . Transitions are labelled with *FLB* when an event is fetched or a local event is committed, or with  $e[p]$  when a memory access event  $e$  is committed with parameter  $p$ .

We illustrate this intuition for the program in Fig. 2 (left). The trace in Fig. 2 (right) can be produced by committing the instructions (events) in the order L3, L0, L1, L2. For the load L0, we can then choose the already performed L3 as the store from which it reads, and for the load L2, we can choose to read from the store L1. Each of the two stores L3 and L1 can only be inserted at one place in their respective coherence orders, since the program has only one store to each memory location. We show the resulting

$$\begin{array}{c}
F_t = \{e'' \in F \mid \text{tid}(e'') = t\} \quad e = (t, |F_t|, \lambda(t)) \\
\frac{\exists e', a, l. e' \in F \setminus E \wedge \text{tid}(e') = t \wedge \text{instr}(e') = (\text{if } a \text{ goto } l)}{\sigma \xrightarrow{FLB} (\lambda[t \leftrightarrow \lambda_{\text{next}}(\lambda(t))], F \cup \{e\}, E, \text{po} \cup (F_t \times \{e\}), \text{co}, \text{rf})} \text{FETCH} \\
\\
\frac{\text{instr}(e) = (\text{if } a \text{ goto } l) \quad t = \text{tid}(e) \quad \text{val}_\sigma(e, a) \in \mathbb{Z} \setminus \{0\} \quad \text{enabled}_\sigma(e)}{\sigma \xrightarrow{FLB} (\lambda[t \leftrightarrow l], F, E \cup \{e\}, \text{po}, \text{co}, \text{rf})} \text{BRT} \quad \frac{\text{instr}(e) \in \{\text{sync}, \text{lwsync}, \text{isync}, \text{r}:=a\} \quad \text{enabled}_\sigma(e)}{\sigma \xrightarrow{FLB} (\lambda, F, E \cup \{e\}, \text{po}, \text{co}, \text{rf})} \text{LOC} \\
\\
\frac{\text{instr}(e) = (\text{if } a \text{ goto } l) \quad \text{val}_\sigma(e, a) = 0 \quad \text{enabled}_\sigma(e)}{\sigma \xrightarrow{FLB} (\lambda, F, E \cup \{e\}, \text{po}, \text{co}, \text{rf})} \text{BRF} \quad \frac{\text{instr}(e) = ([a] := a') \quad \text{enabled}_\sigma(e) \quad \text{M}(\text{exec}(\sigma')) \quad \sigma' = (\lambda, F, E \cup \{e\}, \text{po}, \text{co}', \text{rf}) \quad \text{co}' \in \text{extend}_\sigma(e)}{\sigma \xrightarrow{e[\text{position}_{\text{co}'(e)}]} \sigma'} \text{ST} \\
\\
\frac{\text{instr}(e) = (r := [a]) \quad \text{enabled}_\sigma(e) \quad e_w \in E \quad \text{instr}(e_w) = ([a'] := a'') \quad \text{address}_\sigma(e_w) = \text{address}_\sigma(e) \quad \sigma' = (\lambda, F, E \cup \{e\}, \text{po}, \text{co}, \text{rf} \cup \{(e_w, e)\}) \quad \text{M}(\text{exec}(\sigma'))}{\sigma \xrightarrow{e[e_w]} \sigma'} \text{LD}
\end{array}$$

**Fig. 4.** Execution model of programs under the memory model  $M$ . Here  $\sigma = (\lambda, F, E, \text{po}, \text{co}, \text{rf})$ .

sequence of committed events in Fig. 3: the first column shows the sequence of events in the order they are committed, the second column is the parameter assigned to the event, and the third column explains the parameter. Note that other traces can be obtained by choosing different values of parameters. For instance, the load L2 can also read from the initial value, which would generate a different trace.

Next we explain each of the rules: The rule FETCH allows to fetch the next instruction according to the control flow of the program code. The first two requirements identify the next instruction. To fetch an event, all preceding branch events must already be committed. Therefore events are never fetched along a control flow path that is not taken. We point out that this restriction does not prevent our execution model from capturing the observable effects of speculative execution (formally ensured by Theorem 1).

The rules LOC, BRT and BRF describe how to commit non-memory access events.

When a store event is committed by the ST rule, it is inserted non-deterministically at some position  $n = \text{position}_{\text{co}'(e)}$  in the coherence order. The guard  $M(\text{exec}(\sigma'))$  ensures that the resulting state is allowed by the axiomatic memory model.

The rule LD describes how to commit a load event  $e$ . It is similar to the ST rule. For a load we non-deterministically choose a source store  $e_w$ , from which the value can be read. As before, the guard  $M(\text{exec}(\sigma'))$  ensures that the resulting state is allowed.

Given two states  $\sigma, \sigma' \in \mathbb{S}$ , we use  $\sigma \xrightarrow{FLB(\max)} \sigma'$  to denote that  $\sigma \xrightarrow{FLB}^* \sigma'$  and there is no state  $\sigma'' \in \mathbb{S}$  with  $\sigma' \xrightarrow{FLB} \sigma''$ . A run  $\tau$  from some state  $\sigma$  is a sequence of parameterized events  $e_1[p_1].e_2[p_2].\dots.e_k[p_k]$  such that  $\sigma \xrightarrow{FLB(\max)} \sigma_1 \xrightarrow{e_1[p_1]} \sigma'_1 \xrightarrow{FLB(\max)} \dots \xrightarrow{e_k[p_k]} \sigma'_k \xrightarrow{FLB(\max)} \sigma_{k+1}$  for some states  $\sigma_1, \sigma'_1, \dots, \sigma'_k, \sigma_{k+1} \in \mathbb{S}$ . We write  $e[p] \in \tau$  to denote that the parameterized event  $e[p]$  appears in  $\tau$ . Observe that the

sequence  $\tau$  leads to a uniquely determined state  $\sigma_{k+1}$ , which we denote  $\tau(\sigma)$ . A run  $\tau$ , from the initial state  $\sigma_0$ , is *complete* iff the reached trace  $\text{exec}(\tau(\sigma_0))$  is complete. Fig. 3 shows an example complete run of the program in Fig. 2 (left).

In summary, our execution model represents a program  $\mathcal{P}$  as a labeled transition system  $TS_{M,cb}^{\mathcal{P}} = (\mathbb{S}, \sigma_0, \longrightarrow)$ , where  $\mathbb{S}$  is the set of states,  $\sigma_0$  is the initial state, and  $\longrightarrow \subseteq \mathbb{S} \times (\mathbb{P} \cup \{FLB\}) \times \mathbb{S}$  is the transition relation. We define the *execution semantics under M and cb* as a mapping, which maps each program  $\mathcal{P}$  to its denotation  $\llbracket \mathcal{P} \rrbracket_{M,cb}^{\text{Ex}}$ , which is the set of complete runs  $\tau$  induced by  $TS_{M,cb}^{\mathcal{P}}$ .

**Validity and Deadlock Freedom.** Here, we define validity and deadlock freedom for memory models and commit-before functions. Validity is necessary for the correct operation of our execution model (Theorem 1). Deadlock freedom is necessary for soundness of the RSMC algorithm (Theorem 4). First, we introduce some auxiliary notions.

We say that a state  $\sigma' = (\lambda', F', E', \text{po}', \text{co}', \text{rf}')$  is a *cb-extension* of a state  $\sigma = (\lambda, F, E, \text{po}, \text{co}, \text{rf})$ , denoted  $\sigma \leq_{\text{cb}} \sigma'$ , if  $\sigma'$  can be obtained from  $\sigma$  by fetching in program order or committing events in cb order. Formally  $\sigma \leq_{\text{cb}} \sigma'$  if  $\text{po} = \text{po}'|_F$ ,  $\text{co} = \text{co}'|_E$ ,  $\text{rf} = \text{rf}'|_E$ ,  $F$  is a  $\text{po}'$ -closed subset of  $F'$ , and  $E$  is a  $\text{cb}_{\sigma'}$ -closed subset of  $E'$ . More precisely, the condition on  $F$  means that for any events  $e, e' \in F'$ , we have  $[e' \in F \wedge (e, e') \in \text{po}'] \Rightarrow e \in F$ . The condition on  $E$  is analogous.

We say that cb is *monotonic* w.r.t. M if whenever  $\sigma \leq_{\text{cb}} \sigma'$ , then (i)  $M(\text{exec}(\sigma')) \Rightarrow M(\text{exec}(\sigma))$ , (ii)  $\text{cb}_{\sigma} \subseteq \text{cb}_{\sigma'}$ , and (iii) for all  $e \in F$  such that either  $e \in E$  or  $(\text{enabled}_{\sigma}(e) \wedge e \notin E')$ , we have  $(e', e) \in \text{cb}_{\sigma} \Leftrightarrow (e', e) \in \text{cb}_{\sigma'}$  for all  $e' \in F'$ . Conditions (i) and (ii) are natural monotonicity requirements on M and cb. Condition (iii) says that while an event is committed or enabled, its cb-predecessors do not change.

A state  $\sigma$  induces a number of relations over its fetched (possibly committed) events. Following [7], we let  $\text{addr}_{\sigma}$ ,  $\text{data}_{\sigma}$ ,  $\text{ctrl}_{\sigma}$ , denote respectively address dependency, data dependency and control dependency. Similarly,  $\text{po-loc}_{\sigma}$  is the subset of  $\text{po}$  that relates memory accesses to the same memory location. Lastly,  $\text{sync}_{\sigma}$  and  $\text{lwsync}_{\sigma}$  relate events that are separated in program order by respectively a sync or lwsync. The formal definitions can be found in [7], as well as in Appendix A.1. We can now define a weakest reasonable commit-before function  $\text{cb}_{\sigma}^0$ , capturing natural dependencies:

$$\text{cb}_{\sigma}^0 = (\text{addr}_{\sigma} \cup \text{data}_{\sigma} \cup \text{ctrl}_{\sigma} \cup \text{rf})^+ ,$$

where  $R^+$  denotes the transitive (but not reflexive) closure of  $R$ .

We say that a commit-before function cb is *valid* w.r.t. a memory model M if cb is monotonic w.r.t. M, and for all states  $\sigma$  such that  $M(\text{exec}(\sigma))$  we have that  $\text{cb}_{\sigma}$  is acyclic and  $\text{cb}_{\sigma}^0 \subseteq \text{cb}_{\sigma}$ .

**Theorem 1 (Equivalence with Axiomatic Model).** Let cb be a commit-before function valid w.r.t. a memory model M. Then  $\llbracket \mathcal{P} \rrbracket_M^{\text{Ax}} = \{\text{exec}(\tau(\sigma_0)) \mid \tau \in \llbracket \mathcal{P} \rrbracket_{M,cb}^{\text{Ex}}\}$ .

The commit-before function  $\text{cb}_{\sigma}^0$  is valid w.r.t.  $M^{\text{POWER}}$ , implying (by Theorem 1) that  $\llbracket \mathcal{P} \rrbracket_{M^{\text{POWER}}, \text{cb}_{\sigma}^0}^{\text{Ex}}$  is a faithful execution model for POWER. However,  $\text{cb}_{\sigma}^0$  is not strong enough to prevent blocking runs in the execution model for POWER. I.e., it is possible, with  $\text{cb}_{\sigma}^0$ , to create an incomplete run, which cannot be completed. Any such blocking is undesirable for SMC, since it corresponds to wasted exploration. Fig. 5 shows an example of how the POWER semantics may deadlock when based on  $\text{cb}_{\sigma}^0$ .



Program		Blocked run $\tau$	Blocked state $\sigma$
$x = 0$	$y = 0$	L3[0]	L0: $r_0 := y$
thread P:	thread Q:	L5[0]	<b>data</b> ↓
L0: $r_0 := y$ ;	L3: $x := 3$ ;	L0[L5]	L1: $x := r_0$ co
L1: $x := r_0$ ;	L4: sync;	L2[0]	<b>po-loc</b> ↓
L2: $x := 2$ ;	L5: $y := 1$ ;	(L1 blocked)	L2: $x := 2$
			L3: $x := 3$
			↓ sync
			L4: sync
			↓ sync
			L5: $y := 1$

**Fig. 5.** If the weak commit-before function  $\text{cb}^0$  is used, the POWER semantics may deadlock. When the program above (left) is executed according to the run  $\tau$  (center) we reach a state  $\sigma$  (right) where L0, L2, L3-L5 are successfully committed. However, any attempt to commit L1 will close a cycle in the relation  $\text{co}; \text{sync}_\sigma; \text{rf}; \text{data}_\sigma; \text{po-loc}_\sigma$ , which is forbidden under POWER. This blocking behavior is prevented when the stronger commit-before function  $\text{cb}^{\text{power}}$  is used, since it requires L1 and L2 to be committed in program order.

We say that a memory model  $M$  and a commit before function  $\text{cb}$  are *deadlock free* if for all runs  $\tau$  from  $\sigma_0$  and memory access events  $e$  such that  $\text{enabled}_{\tau(\sigma_0)}(e)$  there exists a parameter  $p$  such that  $\tau.e[p]$  is a run from  $\sigma_0$ . I.e., it is impossible to reach a state where some event is enabled, but has no parameter with which it can be committed.

**Commit-Before Order for POWER.** We will now define a stronger commit before function for POWER, which is both valid and deadlock free:

$$\text{cb}_\sigma^{\text{power}} = (\text{cb}_\sigma^0 \cup (\text{addr}_\sigma; \text{po}) \cup \text{po-loc}_\sigma \cup \text{sync}_\sigma \cup \text{lwsync}_\sigma)^+$$

**Theorem 2.**  $\text{cb}_\sigma^{\text{power}}$  is valid w.r.t.  $M^{\text{POWER}}$ .

**Theorem 3.**  $M^{\text{POWER}}$  and  $\text{cb}_\sigma^{\text{power}}$  are deadlock free.

### 3 The RSMC Algorithm

Having derived an execution model, we address the challenge of defining an SMC algorithm, which explores all allowed traces of a program in an efficient manner. Since each trace can be generated by many equivalent runs, we must, just as in standard SMC for SC, develop techniques for reducing the number of explored runs, while still guaranteeing coverage of all traces. Our RSMC algorithm is designed to do this in the context of semantics like the one defined above, in which instructions can be committed with several different parameters, each yielding different results.

Our exploration technique basically combines two mechanisms:

- (i) In each state, RSMC considers an instruction  $e$ , whose cb-predecessors have already been committed. For each possible parameter value  $p$  of  $e$  in the current state, RSMC extends the state by  $e[p]$  and continues the exploration recursively from the new state.
- (ii) RSMC monitors generated runs to detect read-write conflicts (or “races”), i.e., the occurrence of a load and a subsequent store to the same memory location, such that the load would be able to read from the store if they were committed in the reverse order. For each such conflict, RSMC starts an alternative exploration, in which the load is preceded by the store, so that the load can read from the store.

Mechanism (ii) is analogous to the detection and reversal of races in conventional DPOR, with the difference that RSMC need only detect conflicts in which a load is followed by a store. A race in the opposite direction (store followed by load) does not induce reordering by mechanism (ii). This is because our execution model allows the load to read from any of the already committed stores to the same memory location, without any reordering. An analogous observation applies to occurrences of several stores to the same memory location.

Instruction	Parameter	Semantic Meaning
L0: $r_0 := x$	$\text{init}_x$	(read initial value)
L1: $y := r_0 + 1$	0	(first in coherence of $y$ )
L2: $r_1 := y$	$\text{init}_y$	(read initial value)
L3: $x := 1$	0	(first in coherence of $x$ )

**Fig. 6.** The first explored run of the program in Fig. 2

We illustrate the basic idea of RSMC on the program in Fig. 2 (left). As usual in SMC, we start by running the program under an arbitrary schedule, subject to the constraints imposed by the commit-before order *cb*. For each instruction, we explore the effects of each parameter value which is allowed by the memory model. Let us assume that we initially explore the instructions in the order L0, L1, L2, L3. For this schedule, there is only one possible parameter for L0, L1, and L3, whereas L2 can read either from the initial value or from L1. Let us assume that it reads the initial value. This gives us the first run, shown in Fig. 6. The second run is produced by changing the parameter for L2, and let it read the value 1 written by L1.

During the exploration of the first two runs, the RSMC algorithm also detects a race between the load L0 and the store L3. An important observation is that L3 is not ordered after L0 by the commit-before order, implying that their order can be reversed. Reversing the order between L0 and L3 would allow L0 to read from L3. Therefore, RSMC initiates an exploration where the load L0 is preceded by L3 and reads from it. (If L3 would have been preceded by other events that enable L3, these would be executed before L3.) After the sequence  $L3[0].L0[L3]$ , RSMC is free to choose the order in which the remaining instructions are considered. Assume that the order L1, L2 is chosen. In this case, the load L2 can read from either the initial value or from L1. In the latter case, we obtain the run in Fig. 3, corresponding to the trace in Fig. 2 (right).

After this, there are no more unexplored parameter choices, and so the RSMC algorithm terminates, having explored four runs corresponding to the four possible traces.

In the following section, we will provide a more detailed look at the RSMC algorithm, and see formally how this exploration is carried out.

### 3.1 Algorithm Description

In this section, we present our algorithm, RSMC, for SMC under POWER. We prove soundness of RSMC, and optimality w.r.t. explored *complete* traces.

```

// P[e] holds a run
// preceding the load event e.
global P = λe.⟨⟩
// Q[e] holds a set of continuations
// leading to the execution of the
// load event e after P[e].
global Q = λe.∅

Explore(τ, σ)
// Fetch & commit local greedily.
1: while(∃σ'.σ  $\xrightarrow{FLB}$  σ') {σ := σ';}
// Find committable memory access e.
2: if(∃e.enabledσ(e)) {
3:   if(e is a store) {
// Explore all ways to execute e.
4:     S := {(n, σ') | σ  $\xrightarrow{e[n]}$  σ'};
5:     for((n, σ') ∈ S) {
6:       Explore(τ.e[n], σ');
7:     }
8:     DetectRace(τ, σ, e);
9:   } else { // e is a load
10:    P[e] := τ;
// Explore all ways to execute e.
11:    S := {(ew, σ') | σ  $\xrightarrow{e[e_w]}$  σ'};
12:    for((ew, σ') ∈ S) {
13:      Explore(τ.e[ew], σ');
14:    }
// Handle R -> W races.
15:    explored = ∅;
16:    while(∃τ' ∈ Q[e] \ explored) {
17:      explored := explored ∪ {τ'};
18:      Traverse(τ, σ, τ');
19:    }
20:  }
21: }

DetectRace(τ, σ, e)
1: for(
 $\left( \begin{array}{l} e_r[e_w] \in \tau \text{ s.t.} \\ e_r \text{ is a load} \wedge (e_r, e) \notin \text{cb}_\sigma \\ \wedge \text{address}_\sigma(e_r) = \text{address}_\sigma(e) \end{array} \right)$ 
) {
// Compute postfix after P[er].
2: τ' := the τ' s.t. τ = P[er].τ';
// Remove events not cb-before e.
3: τ'' := normalize(cut(τ', e, σ), cbσ);
// Construct new continuation.
4: τ''' := τ''.e[*].er[e];
// Add to Q, to explore later.
5: Q[er] := Q[er] ∪ {τ'''};
6: }

Traverse(τ, σ, τ')
1: if(τ' = ⟨⟩) {
2:   Explore(τ, σ);
3: } else {
// Fetch & commit local greedily.
4:   while(∃σ'.σ  $\xrightarrow{FLB}$  σ') {σ := σ';}
5:   e[p].τ'' := τ'; // Get first event.
6:   if(p = *) {
// Explore all ways to execute e.
7:     S := {(n, σ') | σ  $\xrightarrow{e[n]}$  σ'};
8:     for((n, σ') ∈ S) {
9:       Traverse(τ.e[n], σ', τ'');
10:    }
11:   } else if(∃σ'.σ  $\xrightarrow{e[p]}$  σ') {
12:     Traverse(τ.e[p], σ', τ'');
13:   } else {
// Only happens when the final
// load in τ' does not accept its
// parameter. Stop exploring.
14:   }
15: }

```

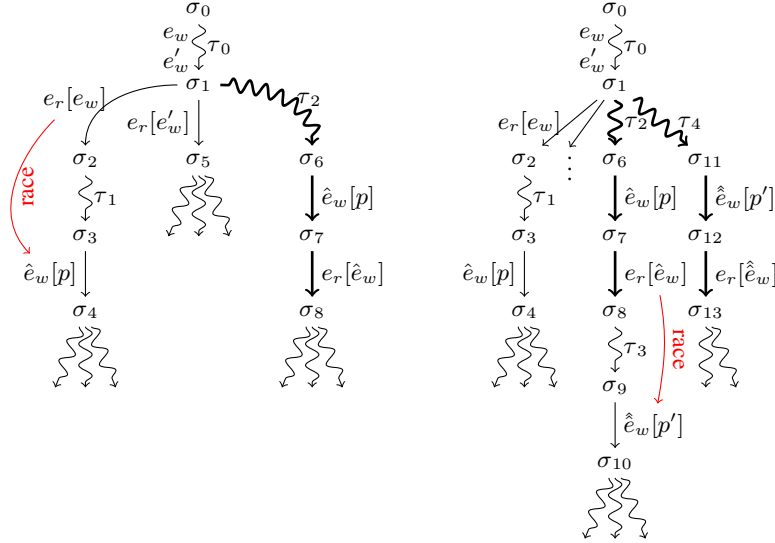
**Fig. 7.** An algorithm to explore all traces of a given program. The initial call is **Explore**(⟨⟩, σ<sub>0</sub>).

The RSMC algorithm is shown in Fig. 7. It uses the recursive procedure **Explore**, which takes parameters  $\tau$  and  $\sigma$  such that  $\sigma = \tau(\sigma_0)$ . **Explore** will explore all states that can be reached by complete runs extending  $\tau$ .

First, on line 1, we fetch instructions and commit all local instructions as far as possible from  $\sigma$ . The order of these operations makes no difference. Then we turn to memory accesses. If the run is not yet terminated, we select an enabled event  $e$  on line 2.

If the chosen event  $e$  is a store (lines 3-8), we first collect, on line 4, all parameters for  $e$  which are allowed by the memory model. For each of them, we recursively explore all of its continuations on line 6. I.e., for each coherence position  $n$  that is allowed for  $e$  by the memory model, we explore the continuation of  $\tau$  obtained by committing  $e[n]$ . Finally, we call **DetectRace**. We will return shortly to a discourse of that mechanism.

If  $e$  is a load (lines 9-20), we proceed in a similar manner. Line 10 is related to **DetectRace**, and discussed later. On line 11 we compute all allowed parameters for the load  $e$ . They are (some of the) stores in  $\tau$  which access the same address as  $e$ . On line 13, we make one recursive call to **Explore** per allowed parameter. The structure of this exploration is illustrated in the two branches from  $\sigma_1$  to  $\sigma_2$  and  $\sigma_5$  in Fig. 8(a).



(a) A new branch  $\tau_2.\hat{e}_w[*].e_r[e_w]$  is added to  $Q[e_r]$  and later explored, starting from  $\sigma_1$ .  $\tau_2$  is a restriction of  $\tau_1$ , containing only events that are  $cb_{\sigma_4}$ -before  $\hat{e}_w$ . (b) Another read-write race is detected, starting from the leaf of a branch explored by **Traverse**. The new branch  $\tau_4.\hat{e}_w[*].e_r[\hat{e}_w]$  is added at  $\sigma_1$ , not at  $\sigma_7$ .

**Fig. 8.** How **Explore** applies event parameters, and introduces new branches. Thin arrows indicate exploration performed directly by **Explore**. Bold arrows indicate traversal by **Traverse**.

Notice in the above that both for stores and loads, the available parameters are determined entirely by  $\tau$ , i.e. by the events that precede  $e$  in the run. In the case of stores, the parameters are coherence positions between the earlier stores occurring in  $\tau$ . In the case of loads, the parameters are the earlier stores occurring in  $\tau$ . For stores, this way of exploring is sufficient. But for loads it is necessary to also consider parameters which appear later than the load in a run. Consider the example in Fig. 8(a). During the recursive exploration of a run from  $\sigma_0$  to  $\sigma_4$  we encounter a new store  $\hat{e}_w$ , which is in a race with  $e_r$ . If the load  $e_r$  and the store  $\hat{e}_w$  access the same memory location, and  $e_r$  does not precede  $\hat{e}_w$  in the cb-order, they could appear in the opposite order in a run (with  $\hat{e}_w$  preceding  $e_r$ ), and  $\hat{e}_w$  could be an allowed parameter for the load  $e_r$ . This read-write race is detected on line 1 in the function **DetectRace**, when it is called from line 8 in **Explore** when the store  $\hat{e}_w$  is being explored. We must then ensure that some run is explored where  $\hat{e}_w$  is committed before  $e_r$  so that  $\hat{e}_w$  can be considered as a parameter for  $e_r$ . Such a run must include all events that are before  $\hat{e}_w$  in cb-order, so that  $\hat{e}_w$  can be committed. We construct  $\tau_2$ , which is a template for a new run, including precisely the events in  $\tau_1$  which are cb-before the store  $\hat{e}_w$ . The run template  $\tau_2$  can be explored from the state  $\sigma_1$  (the state where  $e_r$  was previously committed) and will then lead to a

state where  $\hat{e}_w$  can be committed. The run template  $\tau_2$  is computed from the complete run in **DetectRace** on lines 2-3. This is done by first removing (at line 2) the prefix  $\tau_0$  which precedes  $e_r$  (stored in  $P[e_r]$  on line 10 in **Explore**). Thereafter (at line 3) events that are not cb-before  $\hat{e}_w$  are removed using the function `cut` (here, `cut( $\tau, e, \sigma$ )` restricts  $\tau$  to the events which are cb- $\sigma$ -before  $e$ ), and the resulting run is normalized. The function `normalize` normalizes a run by imposing a predefined order on the events which are not ordered by cb. This is done to avoid unnecessarily exploring two equivalent run templates. (Formal definitions in Appendix A.2.) The run template  $\tau_2.\hat{e}_w[*].e_r[\hat{e}_w]$  is then stored on line 5 in the set  $Q[e_r]$ , to ensure that it is explored later. Here we use the special pseudo-parameter `*` to indicate that every allowed parameter for  $\hat{e}_w$  should be explored (See lines 6-10 in **Traverse**).

All of the run templates collected in  $Q[e_r]$  are explored from the same call to **Explore**( $\tau_0, \sigma_1$ ) where  $e_r$  was originally committed. This is done on lines 15-19. The new branch is shown in Fig. 8(a) in the run from  $\sigma_0$  to  $\sigma_8$ . Notice on line 18 that the new branch is explored by the function **Traverse**, rather than by **Explore** itself. This has the effect that  $\tau_2$  is traversed, with each event using the parameter given in  $\tau_2$ , until  $e_r[\hat{e}_w]$  is committed. The traversal by **Traverse** is marked with bold arrows in Fig. 8. If the memory model does not allow  $e_r$  to be committed with the parameter  $\hat{e}_w$ , then the exploration of this branch terminates on line 13 in **Traverse**. Otherwise, the exploration continues using **Explore**, as soon as  $e_r$  has been committed (line 2 in **Traverse**).

Let us now consider the situation in Fig. 8(b) in the run from  $\sigma_0$  to  $\sigma_{10}$ . Here  $\tau_2.\hat{e}_w[*].e_r[\hat{e}_w]$ , is explored as described above. Then **Explore** continues the exploration, and a read-write race is discovered from  $e_r$  to  $\hat{e}_w$ . From earlier DPOR algorithms such as e.g. [22], one might expect that this case is handled by exploring a new branch of the form  $\tau_2.\hat{e}_w[p].\tau'_3.\hat{e}_w[p'].e_r[\hat{e}_w]$ , where  $e_r$  is simply delayed after  $\sigma_7$  until  $\hat{e}_w$  has been committed. Our algorithm handles the case differently, as shown in the run from  $\sigma_0$  to  $\sigma_{13}$ . Notice that  $P[e_r]$  can be used to identify the position in the run where  $e_r$  was last committed by **Explore** (as opposed to by **Traverse**), i.e.,  $\sigma_1$  in Fig. 8(b). We start the new branch from that position ( $\sigma_1$ ), rather than from the position where  $e_r$  was committed when the race was detected (i.e.,  $\sigma_7$ ). The new branch  $\tau_4$  is constructed when the race is detected on lines 2-3 in **DetectRace**, by restricting the sub-run  $\tau_2.\hat{e}_w[p].e_r[\hat{e}_w].\tau_3$  to events that cb-precede the store  $\hat{e}_w$ .

The reason for returning all the way up to  $\sigma_1$ , rather than starting the new branch at  $\sigma_7$ , is to avoid exploring multiple runs corresponding to the same trace. This could otherwise happen when the same race is detected in multiple runs. To see this happen, let us consider the program given in Fig. 9. A part of its exploration tree is given in Fig. 10. In the interest of brevity, when describing the exploration of the program runs, we will ignore some runs which would be explored by the algorithm, but which have no impact on the point of the example. Throughout this example, we will use the labels L0, L1, and L2 to identify the events corresponding to the labelled instructions. We assume that in the first run to be explored (the path from  $\sigma_0$  to  $\sigma_3$  in Fig. 10), the load at L0 is committed first (loading the initial value of  $x$ ), then the stores at L1 and L2. There are two read-write races in this run, from L0 to L1 and to L2. When the races are detected, the branches  $L1[*].L0[L1]$  and  $L2[*].L0[L2]$  will be added to  $Q[L0]$ . These branches are later explored, and appear in Fig. 10 as the paths from  $\sigma_0$  to  $\sigma_6$  and from  $\sigma_0$  to  $\sigma_9$ .

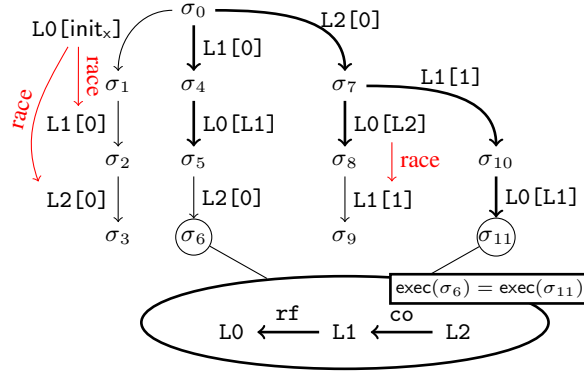
respectively. In the run ending in  $\sigma_9$ , we discover the race from L0 to L1 again. This indicates that a run should be explored where L0 reads from L1. If we were to continue exploration from  $\sigma_7$  by delaying L0 until L1 has been committed, we would follow the path from  $\sigma_7$  to  $\sigma_{11}$  in Fig. 10. In  $\sigma_{11}$ , we have successfully reversed the race between L0 and L1. However, the trace of  $\sigma_{11}$  turns out to be identical to the one we already explored in  $\sigma_6$ . Hence, by exploring in this manner, we would end up exploring redundant runs. The **Explore** algorithm avoids this redundancy by exploring in the different manner described above: When the race from L0 to L1 is discovered at  $\sigma_9$ , we consider the entire sub-run  $L2[0] \cdot L0[L2] \cdot L1[1]$  from  $\sigma_0$ , and construct the new sub-run  $L1[*] \cdot L0[L1]$  by removing all events that are not cb-before L1, generalizing the parameter to L1, and by appending  $L0[L1]$  to the result. The new branch  $L1[*] \cdot L2[L1]$  is added to  $Q[L0]$ . But  $Q[L0]$  already contains the branch  $L1[*] \cdot L2[L1]$  which was added at the beginning of the exploration. And since it has already been explored (it has already been added to the set explored at line 17) we avoid exploring it again.

```

thread P: thread Q: thread R:
L0: r := x L1: x := 1 L2: x := 2

```

**Fig. 9.** A small program where one thread  $P$  loads from  $x$ , and two threads  $Q$  and  $R$  store to  $x$ .



**Fig. 10.** Part of a faulty exploration tree for the program above, containing redundant branches. The branches ending in  $\sigma_6$  and  $\sigma_{11}$  correspond to the same trace. The **Explore** algorithm avoids this redundancy, by the mechanism where all branches for read-write races from the same load  $e_r$  are collected in one set  $Q[e_r]$ .

**Soundness and Optimality.** We first establish soundness of the RSMC algorithm in Fig. 7 for the POWER memory model, in the sense that it guarantees to explore all Shasha-Snir traces of a program. We thereafter establish that RSMC is optimal, in the sense that it will never explore the same complete trace twice.

**Theorem 4 (Soundness).** Assume that  $\text{cb}$  is valid w.r.t.  $M$ , and that  $M$  and  $\text{cb}$  are deadlock free. Then, for each  $\pi \in \llbracket \mathcal{P} \rrbracket_M^{\text{Ax}}$ , the evaluation of a call to  $\mathbf{Explore}(\langle \rangle, \sigma_0)$  will contain a recursive call to  $\mathbf{Explore}(\tau, \sigma)$  for some  $\tau, \sigma$  such that  $\text{exec}(\sigma) = \pi$ .

**Corollary 1.** RSMC is sound for POWER using  $M^{\text{POWER}}$  and  $\text{cb}^{\text{power}}$ .

The proof of Theorem 4 involves showing that if an allowed trace exists, then the races detected in previously explored runs are sufficient to trigger the later exploration of a run corresponding to that trace.

**Theorem 5 (Optimality for POWER).** Assume that  $M = M^{\text{POWER}}$  and  $\text{cb} = \text{cb}^{\text{power}}$ . Let  $\pi \in \llbracket \mathcal{P} \rrbracket_M^{\text{Ax}}$ . Then during the evaluation of a call to  $\mathbf{Explore}(\langle \rangle, \sigma_0)$ , there will be exactly one call  $\mathbf{Explore}(\tau, \sigma)$  such that  $\text{exec}(\sigma) = \pi$ .

While the RSMC algorithm is optimal in the sense that it explores precisely one complete run per Shasha-Snir trace, it may initiate explorations that block before reaching a complete trace (similarly to sleep set blocking in classical DPOR). Such blocking may arise when the RSMC algorithm detects a read-write race and adds a branch to  $Q$ , which upon traversal turns out to be not allowed under the memory model. Our experiments in Section 4 indicate that the effect of such blocking is almost negligible, without any blocking in most benchmarks, and otherwise at most 10% of explored runs.

## 4 Experimental Results

In order to evaluate the efficiency of our approach, we have implemented it as a part of the open source tool Nidhugg [32], for stateless model checking of C/threads programs under the relaxed memory. It operates under the restrictions that (i) all executions are bounded by loop unrolling, and (ii) the analysis runs on a given compilation of the target C code. The implementation uses RSMC to explore all allowed program behaviors under POWER, and detects any assertion violation that can occur. We validated the correctness of our implementation by successfully running all 8070 relevant litmus tests published with [7].

The main goals of our experimental evaluation are (i) to show the feasibility and competitiveness of our approach, in particular to show for which programs it performs well, (ii) to compare with goto-instrument, which to our knowledge is the only other tool analyzing C/threads programs under POWER<sup>2</sup>, and (iii) to show the effectiveness of our approach in terms of wasted exploration effort.

Table 1 shows running times for Nidhugg and goto-instrument for several benchmarks in C/threads. All benchmarks were run on an 3.07 GHz Intel Core i7 CPU with 6 GB RAM. We use goto-instrument version 5.1 with cbmc version 5.1 as backend.

We note here that the comparison of running time is mainly relevant for the benchmarks where *no* error is detected (errors are indicated with a \* in Table 1). This is because when an error is detected, a tool may terminate its analysis without searching the remaining part of the search space (i.e., the remaining runs in our case). Therefore the time consumption in such cases, is determined by whether the search strategy was

<sup>2</sup> The cbmc tool previously supported POWER [5], but has withdrawn support in later versions.

**Tool running time (s), and trace count**

	goto-		Nidhugg		SS	B
	F	LB	time	time		
dcl_singleton		7	*0.40	<b>*0.13</b>	3	0
dcl_singleton	y	7	5.05	<b>0.19</b>	7	0
dekker		10	*229.39	<b>*0.11</b>	5	0
dekker	y	10	t/o	<b>0.76</b>	246	0
fib_false			<b>*1.86</b>	t/o	109171	0
fib_false_join			<b>*0.84</b>	*35.46	11938	0
fib_true			<b>7.05</b>	t/o	109122	0
fib_true_join			<b>8.92</b>	57.67	19404	0
indexer		5	68.16	<b>1.57</b>	19	0
lamport		8	*635.45	<b>*0.12</b>	3	0
lamport	y	8	t/o	<b>0.20</b>	50	2
parker		5	<del>1.20</del>	<b>*0.13</b>	5	0
parker	y	5	<b>1.24</b>	7.44	1126	0
peterson			*0.24	<b>*0.11</b>	3	0
peterson	y		0.19	<b>0.11</b>	10	1
pgsql		8	*161.05	<b>*0.11</b>	2	0
pgsql	y	8	t/o	<b>0.58</b>	16	0
pgsql_bnd			t/o	<b>*0.11</b>	2	0
pgsql_bnd	y		t/o	t/o	36211	0
stack_safe			<b>13.84</b>	73.86	1005	0
stack_unsafe			<b>*1.03</b>	*3.32	20	0
szymanski			*1.02	<b>*0.11</b>	17	0
szymanski	y		304.87	<b>0.31</b>	226	0

**Table 1.** A comparison of running times (in seconds) for our implementation Nidhugg and goto-instrument. The *F* column indicates whether fences have been inserted code to regain safety. The *LB* column indicates whether the tools were instructed to unroll loops up to a certain bound. A *t/o* entry means that the tool failed to complete within 900 seconds. An asterisk (\*) means that the tool found a safety violation. A struck out entry means that the tool gave the wrong answer regarding the safety of the benchmark. The superior running time for each benchmark is given in bold font. The *SS* column indicates the number of complete traces explored by Nidhugg before detecting an error, exploring all traces, or timing out. The *B* (for “blocking”) column indicates the number of incomplete runs that Nidhugg started to explore, but that turned out to be invalid.

lucky or not. This also explains why in e.g. the dekker benchmark, fewer Shasha-Snir traces are explored in the version *without* fences, than in the version *with* fences.

*Comparison with goto-instrument.* goto-instrument employs code-to-code transformation in order to allow verification tools for SC to work for more relaxed memory models such as TSO, PSO and POWER [4]. The results in Table 1 show that our technique is competitive. In many cases Nidhugg significantly outperforms goto-instrument. The benchmarks for which goto-instrument performs better than Nidhugg, have in common that goto-instrument reports that no trace may contain a cycle which indicates non-SC behavior. This allows goto-instrument to avoid expensive program instrumentation to capture the extra program behaviors caused by memory consistency relaxation. While this treatment is very beneficial in some cases (e.g. for *stack\_\** which is data race free and hence has no non-SC executions), it also leads to false negatives in cases like *parker*, when goto-instrument fails to detect Shasha Snir-cycles that cause safety violations. In contrast, our technique is precise, and will never miss any behaviors caused by the memory consistency violation within the execution length bound.



We remark that our approach is restricted to thread-wisely deterministic programs with fixed input data, whereas the bounded model-checking used as a backend (CBMC) for goto-instrument can handle both concurrency and data nondeterminism.

*Efficiency of Our Approach.* While our RSMC algorithm is optimal, in the sense that it explores precisely one complete run per Shasha-Snir trace, it may additionally start to explore runs that then turn out to block before completing, as described in Section 3. The SS and B columns of Table 1 indicate that the effect of such blocking is almost negligible, with no blocking in most benchmarks, and at most 10% of the runs.

A costly aspect of our approach is that every time a new event is committed in a trace, Nidhugg will check which of its possible parameters are allowed by the axiomatic memory model. This check is implemented as a search for particular cycles in a graph over the committed events. The cost is alleviated by the fact that RSMC is optimal, and avoids exploring unnecessary traces.

To illustrate this tradeoff, we present the small program in Fig. 11. The first three lines of each thread implement the classical Dekker idiom. It is impossible for both threads to read the value 0 in the same execution. This property is used to implement a critical section, containing the lines L4-L13 and M4-M13. However, if the fences at L1 and M1 are removed, the mutual exclusion property can be violated, and the critical sections may execute in an interleaved manner. The program *with* fences has only three allowed Shasha-Snir traces, corresponding to the different observable orderings of the first three instructions of both threads. *Without* the fences, the number rises to 184759, due to the many possible interleavings of the repeated stores to *z*. The running time of Nidhugg is 0.01s with fences and 161.36s without fences.

We compare this with the results of the litmus test checking tool *herd* [7], which operates by generating all possible Shasha-Snir traces, and then checking which are allowed by the memory model. The running time of *herd* on SB+10W+syncs is 925.95s with fences and 78.09s without fences. Thus *herd* performs better than Nidhugg on the litmus test without fences. This is because a large proportion of the possible Shasha-Snir traces are allowed by the memory model. For each of them *herd* needs to check the trace only once. On the other hand, when the fences are added, the performance of *herd* deteriorates. This is because *herd* still checks every Shasha-Snir trace against the memory model, and each check becomes more expensive, since the fences introduce many new dependency edges into the traces.

```

x = 0    y = 0    z = 0

thread P:          thread Q:
L0: x := 1;        M0: y := 1;
L1: sync;          M1: sync;
L2: r0 := y;       M2: r1 := x;
L3: if r0 = 1      M3: if r1 = 1
      goto L14;    goto M14;
L4: z := 1;        M4: z := 1;
L5: z := 1;        M5: z := 1;
L6: z := 1;        M6: z := 1;
L7: z := 1;        M7: z := 1;
L8: z := 1;        M8: z := 1;
L9: z := 1;        M9: z := 1;
L10: z := 1;       M10: z := 1;
L11: z := 1;       M11: z := 1;
L12: z := 1;       M12: z := 1;
L13: z := 1;       M13: z := 1;
L14: r0 := 0;      M14: r1 := 0;

```

**Fig. 11.** SB+10W+syncs: A litmus test based on the idiom known as “Dekker” or “SB”. It has 3 allowed Shasha-Snir traces under POWER. If the sync fences at lines L1 and M1 are removed, then it has 184759 allowed Shasha-Snir traces. This test is designed to have a large difference between the *total* number of coherent Shasha-Snir traces and the number of *allowed* Shasha-Snir traces.

We conclude that our approach is particularly superior for application style programs with control structures, mutual exclusion primitives etc., where relaxed memory effects are significant, but where most potential Shasha-Snir traces are forbidden.

## 5 Conclusions

We have presented the first framework for efficient application of SMC to programs running under POWER. Our framework combines solutions to several challenges. We developed a scheme for systematically deriving execution models that are suitable for SMC, from axiomatic ones. We present RSMC, a novel algorithm for exploring all relaxed-memory traces of a program, based on our derived execution model. We show that RSMC is sound for POWER, meaning that it explores all Shasha-Snir traces of a program, and optimal in the sense that it explores the same complete trace exactly once. The RSMC algorithm can in some situations waste effort by exploring blocked runs, but our experimental results shows that this is rare in practice. Our implementation shows that the RSMC approach is competitive relative to an existing state-of-the-art implementation. We expect that RSMC will be sound also for other similar memory models with suitably defined commit-before functions.

*Related Work.* Several SMC techniques have been recently developed for programs running under the memory models TSO and PSO [1,48,19]. In this work we propose a novel and efficient SMC technique for programs running under POWER.

In [7], a similar execution model was suggested, also based on the axiomatic semantics. However, compared to our semantics, it will lead many spurious executions that will be blocked by the semantics as they are found to be disallowed. This would cause superfluous runs to be explored, if used as a basis for stateless model checking.

Beyond SMC techniques for relaxed memory models, there have been many works related to the verification of programs running under relaxed memory models (e.g., [34,29,30,18,3,13,14,10,12,47]). Some of these works propose precise analysis techniques for finite-state programs under relaxed memory models (e.g., [3,10,20]). Others propose algorithms and tools for monitoring and testing programs running under relaxed memory models (e.g., [13,14,15,34,21]). Different techniques based on explicit state-space exploration for the verification of programs running under relaxed memory models have also been developed during the last years (e.g., [26,37,29,30,33]). There are also a number of efforts to design bounded model checking techniques for programs under relaxed memory models (e.g., [5,47,12,45]) which encode the verification problem in SAT/SMT. Finally, there are code-to-code transformation techniques (e.g., [9,4,10]) which reduce verification of a program under relaxed memory models to verification of a transformed program under SC. Most of these works do not handle POWER. In [20], the robustness problem for POWER has been shown to be PSPACE-complete.

The closest works to ours were presented in [5,4,7]. The work [4] extends cbmc to work with relaxed memory models (such as TSO, PSO and POWER) using a code-to-code transformation. The work in [5] develops a bounded model checking technique that can be applied to different memory models (e.g., TSO, PSO, and POWER). The

cbmc tool previously supported POWER [5], but has withdrawn support in its later versions. The tool herd [7] operates by generating all possible Shasha-Snir traces, and then for each one of them checking whether it is allowed by the memory model. In Section 4, we experimentally compare RSMC with the tools of [4] and [7].

## References

1. Abdulla, P.A., Aronis, S., Atig, M.F., Jonsson, B., Leonardsson, C., Sagonas, K.F.: Stateless model checking for TSO and PSO. In: TACAS, LNCS, vol. 9035, pp. 353–367. Springer (2015)
2. Abdulla, P.A., Aronis, S., Jonsson, B., Sagonas, K.F.: Optimal dynamic partial order reduction. In: POPL, pp. 373–384. ACM (2014)
3. Abdulla, P.A., Atig, M.F., Chen, Y., Leonardsson, C., Rezine, A.: Counter-example guided fence insertion under TSO. In: TACAS, LNCS, vol. 7214, pp. 204–219. Springer (2012)
4. Alglave, J., Kroening, D., Nimal, V., Tautschnig, M.: Software verification for weak memory via program transformation. In: ESOP. LNCS, vol. 7792, pp. 512–532. Springer (2013)
5. Alglave, J., Kroening, D., Tautschnig, M.: Partial orders for efficient bounded model checking of concurrent software. In: CAV. LNCS, vol. 8044, pp. 141–157. Springer (2013)
6. Alglave, J., Maranget, L.: Stability in weak memory models. In: CAV. LNCS, vol. 6806, pp. 50–66. Springer (2011)
7. Alglave, J., Maranget, L., Tautschnig, M.: Herding cats: Modelling, simulation, testing, and data mining for weak memory. *ACM Trans. Program. Lang. Syst.* 36(2), 7:1–7:74 (2014)
8. ARM: ARM Architecture Reference Manual, ARMv7-A and ARMv7-R edition (2014)
9. Atig, M.F., Bouajjani, A., Parlato, G.: Getting rid of store-buffers in TSO analysis. In: CAV. LNCS, vol. 6806, pp. 99–115. Springer (2011)
10. Bouajjani, A., Derevenec, E., Meyer, R.: Checking and enforcing robustness against TSO. In: ESOP. LNCS, vol. 7792, pp. 533–553. Springer (2013)
11. Boudol, G., Petri, G., Serpette, B.P.: Relaxed operational semantics of concurrent programming languages. In: EXPRESS/SOS 2012. EPTCS, vol. 89, pp. 19–33 (2012)
12. Burckhardt, S., Alur, R., Martin, M.M.K.: CheckFence: checking consistency of concurrent data types on relaxed memory models. In: PLDI, pp. 12–21. ACM (2007)
13. Burckhardt, S., Musuvathi, M.: Effective program verification for relaxed memory models. In: CAV. LNCS, vol. 5123, pp. 107–120. Springer (2008)
14. Burnim, J., Sen, K., Stergiou, C.: Sound and complete monitoring of sequential consistency for relaxed memory models. In: TACAS, pp. 11–25. Springer (2011), INCS 6605
15. Burnim, J., Sen, K., Stergiou, C.: Testing concurrent programs on relaxed memory models. In: ISSTA, pp. 122–132. ACM (2011)
16. Christakis, M., Gotovos, A., Sagonas, K.F.: Systematic testing for detecting concurrency errors in erlang programs. In: ICST, pp. 154–163. IEEE Computer Society (2013)
17. Clarke, E.M., Grumberg, O., Minea, M., Peled, D.A.: State space reduction using partial order techniques. *STTT* 2(3), 279–287 (1999)
18. Dan, A.M., Meshman, Y., Vechev, M.T., Yahav, E.: Predicate abstraction for relaxed memory models. In: SAS. LNCS, vol. 7935, pp. 84–104. Springer (2013)
19. Demsky, B., Lam, P.: SATCheck: SAT-directed stateless model checking for SC and TSO. In: OOPSLA 2015, pp. 20–36. ACM (2015)
20. Derevenec, E., Meyer, R.: Robustness against Power is PSpace-complete. In: ICALP (2). LNCS, vol. 8573, pp. 158–170. Springer (2014)
21. Flanagan, C., Freund, S.N.: Adversarial memory for detecting destructive races. In: PLDI, pp. 244–254. ACM (2010)

22. Flanagan, C., Godefroid, P.: Dynamic partial-order reduction for model checking software. In: POPL, pp. 110–121. ACM (2005)
23. Godefroid, P.: Partial-Order Methods for the Verification of Concurrent Systems - An Approach to the State-Explosion Problem, LNCS, vol. 1032. Springer (1996)
24. Godefroid, P.: Model checking for programming languages using verisoft. In: POPL. pp. 174–186. ACM Press (1997)
25. Godefroid, P.: Software model checking: The VeriSoft approach. Formal Methods in System Design 26(2), 77–101 (2005)
26. Huynh, T.Q., Roychoudhury, A.: Memory model sensitive bytecode verification. Formal Methods in System Design 31(3), 281–305 (2007)
27. IBM: Power ISA, Version 2.07 (2013)
28. Intel Corporation: Intel 64 and IA-32 Architectures Software Developers Manual (2012)
29. Kuperstein, M., Vechev, M.T., Yahav, E.: Automatic inference of memory fences. In: FMCAD. pp. 111–119. IEEE (2010)
30. Kuperstein, M., Vechev, M.T., Yahav, E.: Partial-coherence abstractions for relaxed memory models. In: PLDI. pp. 187–198. ACM (2011)
31. Lamport, L.: How to make a multiprocessor that correctly executes multiprocess programs. IEEE Trans. Computers 28(9), 690–691 (1979)
32. Leonardsson, C.: Nidhugg. <https://github.com/nidhugg/nidhugg>
33. Linden, A., Wolper, P.: A verification-based approach to memory fence insertion in PSO memory systems. In: TACAS. LNCS, vol. 7795, pp. 339–353. Springer (2013)
34. Liu, F., Nedeve, N., Prasadnikov, N., Vechev, M.T., Yahav, E.: Dynamic synthesis for relaxed memory models. In: PLDI. pp. 429–440. ACM (2012)
35. Mador-Haim, S., Maranget, L., Sarkar, S., Memarian, K., Alglave, J., Owens, S., Alur, R., Martin, M.M.K., Sewell, P., Williams, D.: An axiomatic memory model for POWER multiprocessors. In: CAV. LNCS, vol. 7358, pp. 495–512. Springer (2012)
36. Musuvathi, M., Qadeer, S., Ball, T., Basler, G., Nainar, P.A., Neamtiu, I.: Finding and reproducing heisenbugs in concurrent programs. In: OSDI. pp. 267–280. USENIX (2008)
37. Park, S., Dill, D.L.: An executable specification and verifier for relaxed memory order. IEEE Trans. Computers 48(2), 227–235 (1999)
38. Peled, D.A.: All from one, one for all: on model checking using representatives. In: CAV. LNCS, vol. 697, pp. 409–423. Springer (1993)
39. Saarikivi, O., Kähkönen, K., Heljanko, K.: Improving dynamic partial order reductions for concolic testing. In: ACSO. pp. 132–141. IEEE Computer Society (2012)
40. Sarkar, S., Memarian, K., Owens, S., Batty, M., Sewell, P., Maranget, L., Alglave, J., Williams, D.: Synchronising C/C++ and POWER. In: PLDI. pp. 311–322. ACM (2012)
41. Sarkar, S., Sewell, P., Alglave, J., Maranget, L., Williams, D.: Understanding POWER multiprocessors. In: PLDI. pp. 175–186. ACM (2011)
42. Sen, K., Agha, G.: A race-detection and flipping algorithm for automated testing of multi-threaded programs. In: HVC. LNCS, vol. 4383, pp. 166–182. Springer (2007)
43. Shasha, D., Snir, M.: Efficient and correct execution of parallel programs that share memory. ACM Trans. Program. Lang. Syst. 10(2), 282–312 (1988)
44. SPARC International, Inc.: The SPARC Architecture Manual Version 9 (1994)
45. Torlak, E., Vaziri, M., Dolby, J.: Memsat: checking axiomatic specifications of memory models. In: PLDI. pp. 341–350. ACM (2010)
46. Valmari, A.: Stubborn sets for reduced state space generation. In: Advances in Petri Nets. LNCS, vol. 483, pp. 491–515. Springer (1989)
47. Yang, Y., Gopalakrishnan, G., Lindstrom, G., Slind, K.: Nemos: A framework for axiomatic and executable specifications of memory consistency models. In: IPDPS. IEEE (2004)
48. Zhang, N., Kusano, M., Wang, C.: Dynamic partial order reduction for relaxed memory models. In: PLDI. pp. 250–259. ACM (2015)

*Appendix Overview.* These appendices contain formal definitions and proofs elided from the main text.

Appendix A contains formal definitions of some concepts used in the semantics (Section 2) and RSMC algorithm (Section 3).

Appendix B contains proofs of theorems about the execution model (Section 2): In particular the proof of equivalence between an execution model and the axiomatic model it is derived from, the proof of validity of  $\text{cb}^{\text{power}}$ , and the deadlock freedom of  $M^{\text{POWER}}$  and  $\text{cb}^{\text{power}}$ .

Appendix C contains proofs of theorems about the RSMC algorithm (Section 3): In particular the proof of soundness, and the proof of optimality.

## A Additional Formal Definitions

Here we provide some formal definitions that were elided from the main text.

### A.1 Additional Definitions for Section 2

```

x = 0
y = 0

thread P:   thread Q:
L0: x := 1; L3: r1 := y;
L1: lwfence; L4: ffence;
L2: y := 1; L5: r2 := x;

```

**Fig. 12.** An example program: MP+lwfence+ffence.

In the following, we introduce some notations and definitions following [7] that are needed in order to define dependencies between events. We also give the formal definition of the partial function  $\text{val}_\sigma$  which gives the evaluation of an arithmetic expression.

Let  $\sigma = (F, E, \text{po}, \text{co}, \text{rf}) \in \mathbb{S}$  be a state. We define two partial functions  $\text{val}_\sigma$  and  $\text{adeps}_\sigma$  over the set of events and arithmetic expression so that  $\text{val}_\sigma(e, a)$  is the value of the arithmetic expression  $a$  when evaluated at the event  $e \in F$  in the state  $\sigma$ , and  $\text{adeps}_\sigma(e, a)$  is the set of load events in  $F$  which are dependencies for the evaluation of the arithmetic expression  $a$  at the event  $e$ . Here,  $\text{val}_\sigma(e, a)$  can be undefined ( $\text{val}_\sigma(e, a) = \perp$ ) when the value of  $a$  at the event  $e$  depends on the value of a load which is not yet executed. Formally, we define  $\text{val}_\sigma(e, a)$  and  $\text{adeps}_\sigma(e, a)$  recursively, depending on the type of arithmetic expression:

- If  $a$  is a literal integer  $i$ , then  $\text{val}_\sigma(e, a) = i$  and  $\text{adeps}_\sigma(e, a) = \emptyset$ .

- If  $a = f(a_0, \dots, a_n)$  for some arithmetic operator  $f$  and subexpressions  $a_0, \dots, a_n$ , then  $\text{val}_\sigma(e, a) = f(\text{val}_\sigma(e, a_0), \dots, \text{val}_\sigma(e, a_n))$  and  $\text{adeps}_\sigma(e, a) = \bigcup_{i=0}^n \text{adeps}_\sigma(e, a_i)$ .
- If  $a = r$  for some register  $r$ , then let  $e_r \in F$  be the po-greatest event such that  $(e_r, e) \in \text{po}$  and either  $\text{instr}(e_r) = r := a'$  or  $\text{instr}(e_r) = r := [a']$  for some expression  $a'$ .
  - If there is no such event  $e_r$ , then  $\text{val}_\sigma(e, a) = 0$  and  $\text{adeps}_\sigma(e, a) = \emptyset$ .
  - If  $\text{instr}(e_r) = r := a'$ , then  $\text{val}_\sigma(e, a) = \text{val}_\sigma(e_r, a')$  and  $\text{adeps}_\sigma(e, a) = \text{adeps}_\sigma(e_r, a')$ .
  - If  $\text{instr}(e_r) = r := [a']$  and  $e_r \in E$  then let  $e_w \in E$  be the event such that  $(e_w, e_r) \in \text{rf}$ . Let  $a'', a'''$  be the arithmetic expressions s.t.  $\text{instr}(e_w) = [a''] := a'''$ . Now we define  $\text{val}_\sigma(e, a) = \text{val}_\pi(e_w, a''')$  and  $\text{adeps}_\sigma(e, a) = \{e_r\}$ .
  - If  $\text{instr}(e_r) = r := [a']$  and  $e_r \notin E$  then  $\text{val}_\sigma(e, a) = \perp$  and  $\text{adeps}_\sigma(e, a) = \{e_r\}$ .

We overload the function  $\text{adeps}_\sigma$  for event arguments:

- If  $\text{instr}(e) = r := a$ , then  $\text{adeps}_\sigma(e) = \text{adeps}_\sigma(e, a)$ .
- If  $\text{instr}(e) = \text{if } a \text{ goto } l$ , then  $\text{adeps}_\sigma(e) = \text{adeps}_\sigma(e, a)$ .
- If  $\text{instr}(e) = r := [a]$ , then  $\text{adeps}_\sigma(e) = \text{adeps}_\sigma(e, a)$ .
- If  $\text{instr}(e) = [a] := a'$ , then  $\text{adeps}_\sigma(e) = \text{adeps}_\sigma(e, a) \cup \text{adeps}_\sigma(e, a')$ .
- If  $\text{instr}(e) \in \{\text{sync}, \text{lwsync}, \text{isync}\}$ , then  $\text{adeps}_\sigma(e) = \emptyset$ .

```

x = 0
y = 0

thread P:          thread Q
L0: r0 := x;      L3: r1 := x;
L1: if r0 = 1 goto L0; L4: [r1] := 1
L2: x := 1;        L5: r2 := y;

```

**Fig. 13.** A program with address and control dependencies.

We also define the address dependency relation  $\text{addr}_\sigma \subseteq (F \times F)$  to capture how events depend on earlier loads for the computation of their address. For a memory access event  $e$  with  $\text{instr}(e)$  is of the form  $[a] := a'$  or  $r := [a]$ , we have  $(e', e) \in \text{addr}_\sigma$  for any event  $e' \in \text{adeps}_\sigma(e, a)$ . For instance, in the example described in Figure 13, there is an address dependency between the load L3 and the store L4.

We define the data dependency relation  $\text{data}_\sigma \subseteq (F \times F)$  to capture how events depend on earlier loads for the computation of their data. For an event  $e$  with  $\text{instr}(e)$  is of the form  $r := a$ ,  $\text{if } a \text{ goto } l$  or  $[a'] := a$ , we have  $(e', e) \in \text{data}_\sigma$  for any event  $e' \in \text{adeps}_\sigma(e, a)$ . For instance, in the example described in Figure 2, there is a data dependency between the load L0 and the store L1.

We define the relation  $\text{ctrl}_\sigma \subseteq F \times F$  to capture how the control flow to an event depends on earlier loads. For two events  $e \in F$  and  $e' \in F$  we have  $(e, e') \in \text{ctrl}_\pi$  iff  $\text{instr}(e) = r := [a']$  (i.e.,  $e$  is a load event) and there is a branch event  $e_b$  with  $\text{instr}(e_b) = \text{if } a \text{ goto } l$  for some arithmetic expression  $a$  and label  $l$  such that  $(e, e_b), (e_b, e') \in \text{po}$  and  $e \in \text{adepts}_\sigma(e_b, a)$ . In the example given in Figure 13, there is a control dependency between the load L0 and the store L2.

We define the relation  $\text{po-loc}_\sigma \subseteq F \times F$  to capture the program order between accesses to the same memory location:  $\text{po-loc}_\sigma = \{(e, e') \in \text{po} \mid \text{address}_\sigma(e) = \text{address}_\sigma(e') \wedge \text{address}_\sigma(e) \neq \perp\}$ . In the example described in Figure 13, the pair (L0, L2) is in  $\text{po-loc}_\sigma$ .

Finally, we define the relations  $\text{sync}_\sigma, \text{lwsync}_\sigma \subseteq F \times F$  that contain the set of pairs of events that are separated by the fence instruction  $\text{sync}$  and  $\text{lwsync}$  respectively. For instance, in the example described in Figure 12,  $\text{sync}_\sigma$  and  $\text{lwsync}_\sigma$  will contain the pairs (L3, L5) and (L0, L2), respectively. We then define  $\text{lwsync}_\sigma = \{(e, e') \in \text{lwsync}_\sigma \mid \neg(e \text{ is a store, and } e' \text{ is a load})\}$ , corresponding to the intuition that the order between a store and a later load is not enforced by an  $\text{lwsync}$  under POWER.

## A.2 Additional Definitions for Section 3

*Definition of the cut Function* In order to define the cut function, we need to define an auxiliary function  $\text{cut}'$ . We then define  $\text{cut}(\tau, e, \sigma) = \text{cut}'(\tau, e, \sigma, \lambda a. \emptyset)$ .

The function  $\text{cut}'(\tau, e, \sigma, W)$  works by recursively traversing  $\tau$  and removing each event which is not  $\text{cb}_\sigma$ -before  $e$ . While doing so, for each store  $e_w[n]$  that is removed, the parameter  $n$  is stored in  $W(\text{address}_\sigma(e_w))$ . When a store  $e_w[n]$  is retained in the run, its parameter  $n$  is updated to reflect that all the preceding stores with parameters  $W(\text{address}_\sigma(e_w))$  have disappeared. Formally, the function  $\text{cut}'$  is defined as follows:

$$\text{cut}'(\langle \rangle, e, \sigma, W) = \langle \rangle$$

$$\text{cut}'(e_0[p_0].\tau, e, \sigma, W) = \begin{cases} e_0[p_0].\text{cut}'(\tau, e, \sigma, W) & \text{if } e_0 \in \mathbf{R} \wedge (e_0, e) \in \mathbf{cb}_\sigma \\ \text{cut}'(\tau, e, \sigma, W) & \text{if } e_0 \in \mathbf{R} \wedge (e_0, e) \notin \mathbf{cb}_\sigma \\ e_0[p'_0].\text{cut}'(\tau, e, \sigma, W) & \text{if } e_0 \in \mathbf{W} \wedge (e_0, e) \in \mathbf{cb}_\sigma \\ & \text{where } p'_0 = p_0 - |\{i \in A \mid i < p_0\}| \\ & \text{where } A = W(\text{address}_\sigma(e_0)) \\ \text{cut}'(\tau, e, \sigma, W') & \text{if } e_0 \in \mathbf{W} \wedge (e_0, e) \notin \mathbf{cb}_\sigma \\ & \text{where } W' = W[a \leftrightarrow W(a) \cup \{p_0\}] \\ & \text{where } a = \text{address}_\sigma(e_0) \end{cases}$$

## B Proofs for Section 2

Here we provide proofs for the various theorems appearing in Section 2.

## B.1 Proof of Theorem 1 (Equivalence of Semantics)

*Proof (Proof of theorem 1).* We prove first that  $\{\text{exec}(\tau(\sigma_0)) \mid \tau \in \llbracket \mathcal{P} \rrbracket_{M, \text{cb}}^{\text{Ex}}\} \subseteq \llbracket \mathcal{P} \rrbracket_M^{\text{Ax}}$ . This follows directly from the fact that every rule in the operational semantics checks the new state against  $M$  before allowing the transition, and from  $M(\sigma_0)$ .

We turn instead to proving the other direction  $\llbracket \mathcal{P} \rrbracket_M^{\text{Ax}} \subseteq \{\text{exec}(\tau(\sigma_0)) \mid \tau \in \llbracket \mathcal{P} \rrbracket_{M, \text{cb}}^{\text{Ex}}\}$ . Let  $\pi = (E, \text{po}, \text{co}, \text{rf})$  be an execution in  $\llbracket \mathcal{P} \rrbracket_M^{\text{Ax}}$ . Let  $\sigma = (\lambda, E, E, \text{po}, \text{co}, \text{rf})$  where  $\lambda$  maps every thread to its final state be the complete state corresponding to  $\pi$ . From the assumption that  $\text{cb}$  is valid w.r.t.  $M$ , we know that  $\text{cb}_\sigma$  is acyclic. Let  $\tau$  be some linearization w.r.t.  $\text{cb}_\sigma$  of the memory access events in  $E$ , instantiated with parameters according to  $\text{co}$  and  $\text{rf}$ . We will show that  $\tau$  is a run in  $\llbracket \mathcal{P} \rrbracket_{M, \text{cb}}^{\text{Ex}}$  such that  $\tau(\sigma_0) = \sigma$ .

Let  $\tau = e_1[p_1].e_2[p_2] \cdots e_n[p_n]$ , and for every  $0 \leq i \leq n$ , let  $\tau_i$  denote the prefix  $e_1[p_1] \cdots e_i[p_i]$  of  $\tau$ . In the case that  $\tau_i$  is a run (it doesn't block), let  $\sigma^i = (\lambda_i, F_i, E_i, \text{po}_i, \text{co}_i, \text{rf}_i) = \tau_i(\sigma_0)$  for all  $0 \leq i \leq n$ .

We will prove by induction that for all  $0 \leq i \leq n$  it holds that  $\tau_i$  is a run, and  $\sigma^i \leq_{\text{cb}} \sigma$  and the restriction of  $E_i$  to memory access events is the set of events in  $\tau_i$ .

*Base case ( $i = 0$ ):* From the definition of runs, we see that  $\tau_0 = \langle \rangle$  is a run if there is a state  $\sigma^0$  such that  $\sigma_0 \xrightarrow{\text{FLB}(\text{max})} \sigma^0$ . This holds vacuously by the definition of  $\xrightarrow{\text{FLB}(\text{max})}$ . Furthermore, we see from the definition of  $\xrightarrow{\text{FLB}(\text{max})}$  that  $F_0$  will consist of all events that can be fetched without committing any branch which depends on a load. The same events must necessarily be fetched in any complete state, and therefore we have  $F_0 \subseteq F$ . We see that  $E_0$  consists of all local instructions that do not depend on any memory access. For the same reason, the same events must also be committed in any complete state. And so we have  $E_0 \subseteq E$ . It follows similarly that  $\text{po}_0 \subseteq \text{po}$ . Since no memory access events have been committed,  $\text{co}_0 = \emptyset \subseteq \text{co}$  and  $\text{rf}_0 = \emptyset \subseteq \text{rf}$ . Hence we have  $\sigma^0 \leq_{\text{cb}} \sigma$ . No memory access events have been committed by  $\xrightarrow{\text{FLB}(\text{max})}$ , and no memory access events appear in  $\tau_0 = \langle \rangle$ , and so the restriction of  $E_i$  to memory access events is the set of events in  $\tau_i$ .

*Inductive case ( $0 < i + 1 \leq n$ ):* We assume as inductive hypothesis that  $\tau_i$  is a run, and  $\sigma^i \leq_{\text{cb}} \sigma$  and the restriction of  $E_i$  to memory access events is the set of events in  $\tau_i$  for some  $0 \leq i < n$ .

We know that  $e_{i+1} \in F_i$ , since all earlier branch events in  $F_i$  have been committed (in  $E_i$ ) by  $\xrightarrow{\text{FLB}(\text{max})}$  and all loads that they depend on have been committed (notice  $(e_l, e_{i+1}) \in \text{ctrl}_\sigma \subseteq \text{cb}_\sigma^0 \subseteq \text{cb}_\sigma$  for all such loads  $e_l$ ) with the same sources as in  $\sigma$ . Since the restriction of  $E_i$  to memory access events is the set of events in  $\tau_i$ , we know that  $e_{i+1} \notin E_{i+1}$ . To show that  $\text{enabled}_{\sigma^i}(e_{i+1})$  holds, it remains to show that for all events  $e$  such that  $(e, e_{i+1}) \in \text{cb}_{\sigma^i}$  it holds that  $e \in E_i$ . This follows from the monotonicity of  $\text{cb}$  and  $M$  as follows: Since  $\sigma^i \leq_{\text{cb}} \sigma$ , we have  $\text{cb}_{\sigma^i} \subseteq \text{cb}_\sigma$ . Since  $\tau$  is a linearization of  $\text{cb}_\sigma$ , for any  $e$  with  $(e, e_{i+1}) \in \text{cb}_{\sigma^i}$  it must hold that either  $e$  is a memory access, and then precedes  $e_{i+1}$  in  $\tau$  and is therefore already committed in  $\sigma^i$ , or  $e$  is a local event which depends only on memory accesses that similarly precede  $e_{i+1}$ , in which case  $e$  has been committed by  $\xrightarrow{\text{FLB}(\text{max})}$ . Hence we have  $\text{enabled}_{\sigma^i}(e_{i+1})$ .



We now split into cases, depending on whether  $e_{i+1}$  is a store or a load.

Assume first that  $e_{i+1}$  is a store. From the construction of  $\tau$ , we know that the parameter  $p_{i+1}$  is a coherence position chosen such that  $p_{i+1} = \text{position}_{\text{co}_{i+1}}$  for some coherence order  $\text{co}_{i+1} \in \text{extend}_{\sigma^i}(e_{i+1})$  such that  $e_{i+1}$  is ordered with the previous stores in  $E_i$  in the same order as in  $\text{co}$ . In order to show that the rule  $\frac{e_{i+1}[p_{i+1}]}{\rightarrow}$  applies, we must first show that  $\text{enabled}_{\sigma^i}(e_{i+1})$  holds. The rule  $\frac{e_{i+1}[p_{i+1}]}{\rightarrow}$  in the operational semantics will produce a state  $\sigma' = (\lambda_i, F_i, E_i \cup \{e_{i+1}\}, \text{po}_i, \text{co}_{i+1}, \text{rf}_i)$ , and then check whether  $\text{M}(\text{exec}(\sigma'))$  holds. In order to show that  $\tau_{i+1}$  is a run, we need to show that  $\text{M}(\text{exec}(\sigma'))$  does indeed hold. Since we have  $\sigma^i \leq_{\text{cb}} \sigma$ , and  $e_{i+1}$  was chosen for  $\tau$  from the committed events in  $\sigma$ , and  $\text{co}_{i+1}$  orders  $e_{i+1}$  with  $E_i$  in the same way as  $\text{co}$ , we also have  $\sigma' \leq_{\text{cb}} \sigma$ . Then by the monotonicity of the memory model  $\text{M}$ , we have  $\text{M}(\text{exec}(\sigma'))$ . Hence  $\tau_{i+1}$  is a run, and  $\sigma^{i+1} = \tau_{i+1}(\sigma_0)$  for some  $\sigma^{i+1}$  such that  $\sigma' \xrightarrow{\text{FLB}(\max)} \sigma^{i+1}$ . By the same argument as in the base case, it then follows that  $\sigma^{i+1} \leq_{\text{cb}} \sigma$  and the restriction of  $E_{i+1}$  to memory access events is the set of events in  $\tau_{i+1}$ .

Assume next that  $e_{i+1}$  is a load. From the construction of  $\tau$ , we know that the parameter  $p_{i+1}$  is the store event  $e_w$  such that  $(e_w, e_{i+1}) \in \text{rf}$ . Since  $\tau$  is a linearization of  $\text{cb}_\sigma$ , and  $(e_w, e_{i+1}) \in \text{rf} \subseteq \text{cb}_\sigma$ , we know that  $e_w$  appears before  $e_{i+1}$  in  $\tau_i$ . Therefore we know that  $e_w$  is already committed in  $\sigma^i$ , and that it is therefore available as a parameter for the load  $e_{i+1}$ . Since all loads that precede  $e_w$  and  $e_{i+1}$  in  $\text{cb}_{\sigma^i}$  have been committed in the same way as in  $\sigma$  we know that the addresses accessed by  $e_w$  and  $e_{i+1}$  are computed in the same way in  $\sigma^i$  as in  $\sigma$ , and therefore we have  $\text{address}_{\sigma^i}(e_w) = \text{address}_{\sigma^i}(e_{i+1})$ . The rule  $\frac{e_{i+1}[p_{i+1}]}{\rightarrow}$  in the operational semantics will produce a state  $\sigma' = (\lambda_i, F_i, E_i \cup \{e_{i+1}\}, \text{po}_i, \text{co}_i, \text{rf}_i \cup \{(e_w, e_{i+1})\})$ , and then check whether  $\text{M}(\text{exec}(\sigma'))$  holds. In order to show that  $\tau_{i+1}$  is a run, we need to show that  $\text{M}(\text{exec}(\sigma'))$  does indeed hold. Since we have  $\sigma^i \leq_{\text{cb}} \sigma$ , and  $e_{i+1}$  was chosen for  $\tau$  from the committed events in  $\sigma$ , and  $e_w$  was chosen such that  $(e_w, e_{i+1}) \in \text{rf}$ , we also have  $\sigma' \leq_{\text{cb}} \sigma$ . Then by the monotonicity of the memory model  $\text{M}$ , we have  $\text{M}(\text{exec}(\sigma'))$ . Hence  $\tau_{i+1}$  is a run, and  $\sigma^{i+1} = \tau_{i+1}(\sigma_0)$  for some  $\sigma^{i+1}$  such that  $\sigma' \xrightarrow{\text{FLB}(\max)} \sigma^{i+1}$ . By the same argument as in the base case, it then follows that  $\sigma^{i+1} \leq_{\text{cb}} \sigma$  and the restriction of  $E_{i+1}$  to memory access events is the set of events in  $\tau_{i+1}$ .

This concludes the inductive sub-proof.

Since  $\tau_n = \tau$  is a run, and  $\sigma^n = \tau(\sigma_0) \leq_{\text{cb}} \sigma$ , and the committed memory access events in  $\tau(\sigma_0)$  are the same as in  $\sigma$ , and  $\sigma$  is a complete state, we have that  $\tau(\sigma_0) = \sigma$ . Then  $\tau$  must also be complete, and hence we have  $\tau \in \llbracket \mathcal{P} \rrbracket_{\text{M}, \text{cb}}^{\text{Ex}}$ . This concludes the proof.  $\square$

## B.2 Proof of Theorem 2 (Validity of $\text{cb}^{\text{power}}$ )

*Proof (Proof of Theorem 2).* Monotonicity is proven in Lemma 1. Acyclicity is proven in Lemma 2. That  $\text{cb}_\sigma^0 \subseteq \text{cb}_\sigma^{\text{power}}$  for any state  $\sigma$  follows directly from the definition of  $\text{cb}^{\text{power}}$ .  $\square$

## Monotonicity of POWER

**Lemma 1.**  $\text{cb}^{\text{power}}$  is monotonic w.r.t.  $\text{M}^{\text{POWER}}$ .

*Proof (Proof of Lemma 1).* Assume that  $\text{cb} = \text{cb}^{\text{power}}$  and  $\text{M} = \text{M}^{\text{POWER}}$ . Let  $\sigma = (\lambda, F, E, \text{po}, \text{co}, \text{rf})$  and  $\sigma' = (\lambda', F', E', \text{po}', \text{co}', \text{rf}')$  be two states such that  $\sigma \leq_{\text{cb}} \sigma'$ .

We prove first condition (i): that if  $\text{M}(\sigma')$  then  $\text{M}(\sigma)$ . To see this, we need to study the definition of the POWER axiomatic memory models as given in [7]. We see that an execution is allowed by the axiomatic memory model, unless it contains certain cycles in the relations between events. All such forbidden cycles are constructed from some combination of the following relations:  $\text{po-loc}$ ,  $\text{co}$ ,  $\text{rf}$ ,  $\text{fr}$ ,  $\text{addr}$ ,  $\text{data}$ ,  $\text{fre}$ ,  $\text{rfe}$ ,  $\text{rfi}$ ,  $\text{ctrl} + \text{isync}$ ,  $\text{coe}$ ,  $\text{ctrl}$ ,  $\text{addr}$ ;  $\text{po}$ ,  $\text{sync}$ ,  $\text{lwsync}$ . The construction of the forbidden cycles is such that adding more relations between events can never cause a forbidden cycle to disappear. Studying these relations one by one, we see that for each of them, the relation in  $\sigma$  is a subset of the relation in  $\sigma'$ . We discuss here only one of the more interesting cases:  $\text{po-loc}$ . Consider two events  $e$  and  $e'$  which are committed in  $\sigma$ , and where  $(e, e') \in \text{po-loc}_\sigma$ . The same events must also be committed in  $\sigma'$ , and be ordered in the same way in program order in  $\sigma'$  as in  $\sigma$ . Therefore we must argue that  $e$  and  $e'$  both access the same memory location in  $\sigma'$  as in  $\sigma$ . This follows from the fact that the set of committed events  $E$  in  $\sigma$  is  $\text{cb}_{\sigma'}$ -closed. Since  $\text{cb}^{\text{power}}$  contains all three of  $\text{addr}$ ,  $\text{data}$  and  $\text{rf}$ , the computation of the address in  $e$  and  $e'$  must produce the same value in  $\sigma'$  as in  $\sigma$ . Hence we have  $(e, e') \in \text{po-loc}_{\sigma'}$ . Since all of the relations participating in forbidden cycles in  $\sigma$  are subsets of the corresponding relations in  $\sigma'$ , we know that any forbidden cycle in  $\sigma$  must also be in  $\sigma'$ . Therefore  $\neg \text{M}(\sigma) \Rightarrow \neg \text{M}(\sigma')$ . The contrapositive gives us condition (i).

We turn now to condition (ii): that  $\text{cb}_\sigma \subseteq \text{cb}_{\sigma'}$ . We will show that any edge in  $\text{cb}_\sigma$  is also in  $\text{cb}_{\sigma'}$ . From the definition of  $\text{cb}^{\text{power}}$ , we know that  $\text{cb}_\sigma$  is the transitive irreflexive closure of the union of the following relations:  $\text{addr}_\sigma$ ,  $\text{data}_\sigma$ ,  $\text{ctrl}_\sigma$ ,  $\text{rf}$ ,  $(\text{addr}_\sigma; \text{po})$ ,  $\text{po-loc}_\sigma$ ,  $\text{sync}_\sigma$ ,  $\text{lwsync}_\sigma$ . We will consider an arbitrary edge  $(e, e') \in \text{cb}_\sigma$  which is in one of those relations, and show that  $(e, e')$  is also in the corresponding relation in  $\sigma'$ . If  $(e, e')$  is in  $\text{addr}_\sigma$  or  $\text{data}_\sigma$ , then  $e'$  uses the value in a register provided by the program order-earlier event  $e$ . We know that in the extended state  $\sigma'$ , the same relation persists. This is because any new event  $e''$  which might appear in  $\sigma'$  and which breaks the data-flow from  $e$  to  $e'$  must be between  $e$  and  $e'$  in program order. This would contradict the assumption that  $F$  is a  $\text{po}'$ -closed subset of  $F'$ . The case when  $(e, e') \in (\text{addr}_\sigma; \text{po})$  follows similarly. The case  $(e, e') \in \text{po-loc}_\sigma$  was covered in the proof for condition (i) above. In all of the remaining cases,  $\text{ctrl}_\sigma$ ,  $\text{lwsync}_\sigma$ ,  $\text{sync}_\sigma$ , there is some event  $e''$  (a branch or some fence) which comes between  $e$  and  $e'$  in program order in  $\sigma$ . Since we have  $F \subseteq F'$  and  $\text{po} = \text{po}'|_F$ , the same event must also appear in  $\sigma'$ , and cause the same relation between  $e$  and  $e'$ .

Finally we turn to proving condition (iii): that for all  $e \in F$  such that either  $\text{enabled}_\sigma(e)$  and  $e \notin E'$  or  $e \in E$ , we have  $(e', e) \in \text{cb}_\sigma \Leftrightarrow (e', e) \in \text{cb}_{\sigma'}$  for all  $e' \in F'$ . We have already shown that  $\text{cb}_\sigma \subseteq \text{cb}_{\sigma'}$ . So we have  $(e', e) \in \text{cb}_\sigma \Rightarrow (e', e) \in \text{cb}_{\sigma'}$  for all  $e, e' \in F'$ . It remains to show that for any event  $e$  which is either enabled or committed in  $\sigma$ , and which does not become committed when extending  $e$  to  $e'$ , we have  $(e', e) \in \text{cb}_{\sigma'} \Rightarrow (e', e) \in \text{cb}_\sigma$  for all  $e' \in F'$ , i.e., that no additional incoming  $\text{cb}$  edges to  $e$  appear in  $\sigma'$  which are not in  $\sigma$ . Let  $e$  be such an event. If any new incoming

cb edge to  $e$  has appeared in  $\sigma'$ , then there must be an event  $e' \in F'$  such that  $(e', e)$  is in one of the relations making up  $\text{cb}_{\sigma'}$ , i.e.:  $\text{addr}_{\sigma'}$ ,  $\text{data}_{\sigma'}$ ,  $\text{ctrl}_{\sigma'}$ ,  $\text{rf}'$ ,  $(\text{addr}_{\sigma'}; \text{po}')$ ,  $\text{po-loc}_{\sigma'}$ ,  $\text{sync}_{\sigma'}$ , or  $\text{lwsync}_{\sigma'}$ . We will show that in each case  $(e', e)$  is also in the corresponding relation in  $\sigma$ . Since  $F$  is a  $\text{po}'$ -closed subset of  $F'$ , all events which program order-precede  $e$  must be fetched in  $\sigma$ . Hence the data-flow forming address or data dependencies in  $\sigma'$  are already visible in  $\sigma$ . So if  $(e', e)$  is in  $\text{addr}_{\sigma'}$  or  $\text{data}_{\sigma'}$ , it must also be in  $\text{addr}_{\sigma}$  or  $\text{data}_{\sigma}$ . The cases when  $(e', e)$  is in  $\text{ctrl}_{\sigma'}$ ,  $(\text{addr}_{\sigma'}; \text{po}')$ ,  $\text{sync}_{\sigma'}$  or  $\text{lwsync}_{\sigma'}$  are similar. If  $(e', e) \in \text{rf}'$ , then  $e$  must be committed in  $\sigma'$ , since read-from edges are only added upon committing. By assumption we have either  $\text{enabled}_{\sigma}(e)$  and  $e \notin E'$  or  $e \in E$ . Therefore we must have  $e \in E$ . We have  $\text{rf} = \text{rf}'|_E$  since  $\sigma'$  is a cb-extension of  $\sigma$ . Therefore we have  $(e', e) \in \text{rf}$ . The remaining case is when  $(e', e) \in \text{po-loc}_{\sigma'}$ . Again, since  $F$  is  $\text{po}'$ -closed, we have  $e' \in F$ . Since  $e$  is either enabled or committed in  $\sigma$ , its address must be computed in  $\sigma$ . It remains to show that the address of  $e'$  is also computed in  $\sigma$ . If, for a contradiction, the address of  $e'$  is not computed in  $\sigma$ , then there exists another event  $e''$  such that  $(e'', e') \in \text{addr}_{\sigma}$ , and  $e'' \notin E$ . However, then we have  $(e'', e) \in (\text{addr}_{\sigma}; \text{po}) \subseteq \text{cb}_{\sigma}$ . Since  $e''$  is not committed in  $\sigma$ , this would contradict the assumption that  $e$  is enabled or committed in  $\sigma$  and  $E$  is  $\text{cb}_{\sigma'}$ -closed. This concludes the proof.  $\square$

**Acyclicity Proof for  $\text{cb}^0$  and  $\text{cb}^{\text{power}}$  under POWER.** In the following we prove that the commit-before functions  $\text{cb}^0$  and  $\text{cb}^{\text{power}}$  are acyclic in states that are allowed under POWER.

**Lemma 2.** For any state  $\sigma$  such that  $\text{M}^{\text{POWER}}(\text{exec}(\sigma))$ , the relations  $\text{cb}_{\sigma}^0$  and  $\text{cb}_{\sigma}^{\text{power}}$  are acyclic.

From the definition of the commit-before functions, we see that  $(\text{addr}_{\sigma} \cup \text{data}_{\sigma} \cup \text{ctrl}_{\sigma}) \subseteq \text{cb}_{\sigma}^0 \subseteq \text{cb}_{\sigma}^{\text{power}}$ . Since  $\text{cb}_{\sigma}^{\text{power}}$  the strongest one. It is sufficient to only prove the acyclicity of  $\text{cb}_{\sigma}^{\text{power}}$  w.r.t. to POWER. Here we assume that the POWER memory model is defined in the way described in the Herding Cats paper [7]. We will assume that the reader is familiar with the notations and definitions used in [7].

Define the sets  $R, W, M \subseteq \mathbb{E}$  as the sets of load events, store events and memory accesses events respectively:

$R = \{e \in \mathbb{E} \mid \exists r, a. \text{instr}(e) = r := [a]\}$  and

$W = \{e \in \mathbb{E} \mid \exists a, a'. \text{instr}(e) = [a] := a'\}$  and  $M = R \cup W$ . Define  $RR = R \times R$ . Define  $RW, RM, WR, WW, WM, MR, MW, MM$  similarly.

The proof of the acyclicity of  $\text{cb}_{\sigma}^{\text{power}}$  w.r.t. to POWER is done by contradiction. Let us assume that a state  $\sigma = (F, E, \text{po}, \text{co}, \text{rf})$  such that  $\text{M}(\text{exec}(\sigma))$ , with  $\text{M} = \text{M}^{\text{POWER}}$ , holds and  $\text{acyclic}(\text{cb}_{\sigma}^{\text{power}})$  does not. This implies that there is a sequence of events  $e_0, e_1, \dots, e_n \in F$  such that  $(e_0, e_1), (e_1, e_2), \dots, (e_{n-1}, e_n), (e_n, e_0) \in \text{cb}_{\sigma}^{\text{power}}$  is a cycle. Let  $\text{rfe} = \{(e, e') \in \text{rf} \mid \text{tid}(e) \neq \text{tid}(e')\}$ ,  $\text{rfi} = \text{rf} \setminus \text{rfe}$ ,  $\text{dp} = \text{addr}_{\sigma} \cup \text{data}_{\sigma}$ ,  $\text{cc}_0 = \text{dp} \cup \text{ctrl}_{\sigma} \cup (\text{addr}_{\sigma}; \text{po}) \cup \text{po-loc}_{\sigma}$ , and  $\text{fences} = \text{sync}_{\sigma} \cup \text{lwsync}_{\sigma}$ . First, we will show the acyclicity of the relation  $\text{cc}_0 \cup \text{fences} \cup \text{rfi}$ .

**Lemma 3.** The relation  $\text{cc}_0 \cup \text{fences} \cup \text{rfi}$  is acyclic .

*Proof.* This is an immediate consequence of the fact that  $\text{po}$  is acyclic by definition and  $\text{cc}_0 \cup \text{fences} \cup \text{rfi} \subseteq \text{po}$ .  $\square$

Since  $\text{rfe}$  is the only relation in the definition of  $\text{cb}_\sigma^{\text{power}}$  which relates events of different threads, the cycle should contain at least two events belonging to two different threads and related by  $\text{rfe}$  (otherwise, we will have a cycle in  $\text{cb}_\sigma^{\text{power}} \setminus \text{rfe} = \text{cc}_0 \cup \text{fences} \cup \text{rfi}$  contains a cycle and this contradicts Lemma 3). We assume w.l.o.g. that  $\text{tid}(e_0) \neq \text{tid}(e_n)$ . Since  $(e_n, e_0) \in \text{rfe}$ , we have that  $e_0 \in \text{R}$  and  $e_n \in \text{W}$ . This implies  $(e_0, e_1) \notin \text{rfe}$ .

Let  $i_1, i_2, \dots, i_k \in \{0, \dots, n\}$  be the maximal sequence of indices such that for every  $j \in \{1, \dots, k\}$ , we have  $(e_{i_j}, e_{(i_j+1) \bmod (n+1)}) \in \text{rfe}$ . Let  $i_0 = -1$ . For every  $j \in \{1, \dots, k\}$ , we have  $e_{i_j} \in \text{W} \cap E$  and  $e_{i_{j-1}+1} \in \text{R} \cap E$ . In the following, we will show that  $(e_{i_{j-1}+1}, e_{i_j}) \in \text{ppo} \cup \text{fences}$  for all  $j \in \{1, \dots, k\}$ . (Observe that  $\text{ppo}$  is defined as in [7].) This can be seen as an immediate consequence of Lemma 4, since  $(e_{i_{j-1}+1}, e_{i_j}) \in (\text{cc}_0 \cup \text{fences} \cup \text{rfi})^* \cap \text{RW}$  by definition. This implies that the sequence of events  $e_0, e_{i_1}, \dots, e_{i_k}$  forms a cycle in  $\text{hb} = \text{ppo} \cup \text{fences} \cup \text{rfe}$ . Furthermore  $e_0, e_{i_1}, \dots, e_{i_k}$  are events in  $\text{exec}(\sigma)$ . This contradicts the POWER axiom “NO THIN AIR” which requires the acyclicity of  $\text{hb}$  in order that  $\text{M}(\text{exec}(\sigma))$  holds. The rest of the proof is dedicated to the proof of the following lemma under the POWER memory model:

**Lemma 4.**  $(\text{cc}_0 \cup \text{fences} \cup \text{rfi})^* \cap \text{RW} \subseteq \text{ppo} \cup \text{fences}$ .

*Proof.* Assume two events  $e, e' \in \mathbb{E}$  such that  $(e, e') \in (\text{cc}_0 \cup \text{fences} \cup \text{rfi})^* \cap \text{RW}$ . We will show that  $(e, e') \in \text{ppo} \cup \text{fences}$ .

Since  $(e, e') \in (\text{cc}_0 \cup \text{fences} \cup \text{rfi})^* \cap \text{RW}$  then there is a sequence of events  $e_0, e_1, \dots, e_n \in \mathbb{E}$  such that  $e_0 = e, e_n = e'$ , and  $(e_{i-1}, e_i) \in (\text{cc}_0 \cup \text{fences} \cup \text{rfi})$  for all  $i \in \{1, \dots, n\}$ .

Let us assume first that there is some  $i \in \{1, \dots, n\}$  such that  $(e_{i-1}, e_i) \in \text{fences}$ . Then, there is some fence ( $\text{sync}$  or  $\text{lwsync}$ ) which is program order between  $e_{i-1}$  and  $e_i$ . Since  $\text{cc}_0 \cup \text{fences} \cup \text{rfi} \subseteq \text{po}$  it also holds that the fence is program order between  $e_0$  and  $e_n$ . Since we know that  $(e_0, e_n) \in \text{RW}$ , we have  $(e_0, e_n) \in \text{fences}$ . Thus we conclude that  $(e, e')$  is in  $\text{ppo} \cup \text{fence}$ .

Let us assume now that there is no  $i \in \{1, \dots, n\}$  such that  $(e_{i-1}, e_i) \in \text{fences}$ . We will show that for each  $i \in \{1, \dots, n\}$ , we have  $(e_{i-1}, e_i) \in \text{cc}$ . First observe that  $\text{rfi} \subseteq \text{po-loc}_\sigma \subseteq \text{cc}_0$ . Then,  $(e_{i-1}, e_i) \in \text{cc}$  trivially holds since  $(e_{i-1}, e_i) \in \text{cc}_0 \cup \text{rfi} \subseteq \text{cc}_0$  and by definition of  $\text{cc}$ , we have  $\text{cc}_0 \subseteq \text{cc}$ . Since  $\text{cc}$  is transitive by definition we have  $(e, e') \in \text{cc}$ . Finally, from the definition of  $\text{ppo}$ , we have  $\text{cc} \subseteq \text{ic}$  and  $(\text{ic} \cap \text{RW}) \subseteq \text{ppo}$ . This implies that  $(e, e') \in \text{ppo}$  since  $(e, e') \in \text{RW}$ .  $\square$

This concludes the proof of Lemma 2.  $\square$

### B.3 Proof of Theorem 3 (Deadlock Freedom of POWER)

We prove here that our operational semantics instantiated with  $\text{M} = \text{M}^{\text{POWER}}$  and  $\text{cb} = \text{cb}^{\text{power}}$  never deadlocks.

We recall what needs to be proven: Assume that  $M = M^{\text{POWER}}$  and  $\text{cb} = \text{cb}^{\text{power}}$ . Let  $\tau$  be a run from  $\sigma_0$ , with  $\sigma_\tau = \tau(\sigma_0)$ . Assume that  $e$  is a memory access event (load or store) such that  $\text{enabled}_{\sigma_\tau}(e)$ . There exists a parameter  $p$  such that  $\tau.e[p]$  is a run from  $\sigma_0$  with  $\sigma'_\tau = \tau.e[p](\sigma_0)$ .

*Proof (Proof of Theorem 3).* If  $e$  is a store, then let  $p$  be the number of committed stores in  $\sigma_\tau$  to the same address as  $e$ , so that  $e$  becomes co-last in  $\sigma'_\tau$ . If  $e$  is a load, then let  $p$  be the co-last store to address  $\text{addr}_{\sigma_\tau}(e)$ .

We will now investigate the new edges in various inter-event relations in  $\sigma'_\tau$ . Let  $\pi_\tau = (E_{\pi_\tau}, \text{po}_{\pi_\tau}, \text{co}_{\pi_\tau}, \text{rf}_{\pi_\tau}) = \text{exec}(\sigma_\tau)$  and  $\pi'_\tau = (E_{\pi'_\tau}, \text{po}_{\pi'_\tau}, \text{co}_{\pi'_\tau}, \text{rf}_{\pi'_\tau}) = \text{exec}(\sigma'_\tau)$ .

- E: We have  $E_{\pi'_\tau} = E_{\pi_\tau} \cup \{e\}$ .
- po-loc: We have  $\text{po-loc}_{\pi'_\tau} \subseteq \text{po-loc}_{\pi_\tau} \cup \{(e', e) | e' \in \mathbb{E}\}$ .
- co: We have  $\text{co}_{\pi'_\tau} \subseteq \text{co}_{\pi_\tau} \cup \{(e', e) | e' \in \mathbb{E}\}$ .
- fr: We have  $\text{fr}_{\pi'_\tau} \subseteq \text{fr}_{\pi_\tau} \cup \{(e', e) | e' \in \mathbb{E}\}$ .
- fre: We have  $\text{fre}_{\pi'_\tau} \subseteq \text{fre}_{\pi_\tau} \cup \{(e', e) | e' \in \mathbb{E}\}$ .
- rf: We have  $\text{rf}_{\pi'_\tau} \subseteq \text{rf}_{\pi_\tau} \cup \{(e', e) | e' \in \mathbb{E}\}$ .
- rfi: We have  $\text{rfi}_{\pi'_\tau} \subseteq \text{rfi}_{\pi_\tau} \cup \{(e', e) | e' \in \mathbb{E}\}$ .
- rfe: We have  $\text{rfe}_{\pi'_\tau} \subseteq \text{rfe}_{\pi_\tau} \cup \{(e', e) | e' \in \mathbb{E}\}$ .
- com: We have  $\text{com}_{\pi'_\tau} \subseteq \text{com}_{\pi_\tau} \cup \{(e', e) | e' \in \mathbb{E}\}$ .
- fences: We have  $\text{fences}_{\pi'_\tau} \subseteq \text{fences}_{\pi_\tau} \cup \{(e', e) | e' \in \mathbb{E}\}$

Since, for each new edge  $e_0 \xrightarrow{\text{fences}_{\pi'_\tau}} e_1$  with  $(e_0, e_1) \notin \text{fences}_{\pi_\tau}$ , we must have

$e_0 = e$  or  $e_1 = e$ . Furthermore, we cannot have  $e \xrightarrow{\text{fences}_{\pi'_\tau}} e_1$ , since  $\text{fences}_{\pi'_\tau} \subseteq \text{cb}_{\pi'_\tau}^{\text{power}}$ , and  $e$  is  $\text{cb}_{\pi'_\tau}^{\text{power}}$ -last.

ffence: We have  $\text{ffence}_{\pi'_\tau} \subseteq \text{ffence}_{\pi_\tau} \cup \{(e', e) | e' \in \mathbb{E}\}$

Same motivation as for fences.

dp: We have  $\text{dp}_{\pi'_\tau} \subseteq \text{dp}_{\pi_\tau} \cup \{(e', e) | e' \in \mathbb{E}\}$

Same motivation as for fences.

rdw: We have  $\text{rdw}_{\pi'_\tau} \subseteq \text{rdw}_{\pi_\tau} \cup \{(e', e) | e' \in \mathbb{E}\}$

Same motivation as for fences, where we notice that  $\text{rdw}_{\pi'_\tau} \subseteq \text{po-loc}_{\pi'_\tau} \subseteq \text{cb}_{\pi'_\tau}^{\text{power}}$ .

ctrl+cfence: We have  $\text{ctrl+cfence}_{\pi'_\tau} \subseteq \text{ctrl+cfence}_{\pi_\tau} \cup \{(e', e) | e' \in \mathbb{E}\}$

Same motivation as for fences, where we notice that  $\text{ctrl+cfence}_{\pi'_\tau} \subseteq \text{ctrl}_{\pi'_\tau} \subseteq \text{cb}_{\pi'_\tau}^{\text{power}}$ .

detour: We have  $\text{detour}_{\pi'_\tau} \subseteq \text{detour}_{\pi_\tau} \cup \{(e', e) | e' \in \mathbb{E}\}$

Same motivation as for fences, where we notice that  $\text{detour}_{\pi'_\tau} \subseteq \text{po-loc}_{\pi'_\tau} \subseteq \text{cb}_{\pi'_\tau}^{\text{power}}$ .

po-loc: We have  $\text{po-loc}_{\pi'_\tau} \subseteq \text{po-loc}_{\pi_\tau} \cup \{(e', e) | e' \in \mathbb{E}\}$

Same motivation as for fences.

ctrl: We have  $\text{ctrl}_{\pi'_\tau} \subseteq \text{ctrl}_{\pi_\tau} \cup \{(e', e) | e' \in \mathbb{E}\}$

Same motivation as for fences.

addr;po: We have  $\text{addr}_{\pi'_\tau}; \text{po}_{\pi'_\tau} \subseteq \text{addr}_{\pi_\tau}; \text{po}_{\pi_\tau} \cup \{(e', e) | e' \in \mathbb{E}\}$

Same motivation as for fences.

ppo: We have  $\text{ppo}_{\pi'_\tau} \subseteq \text{ppo}_{\pi_\tau} \cup \{(e', e) | e' \in \mathbb{E}\}$

To see this, let  $(e_0, e_1)$  be any edge in  $\text{ppo}_{\pi'_\tau} \setminus \text{ppo}_{\pi_\tau}$ . From the definition of ppo,

we have that  $e_0 \xrightarrow{(\text{ii}_0 \pi'_\tau \cup \text{ci}_0 \pi'_\tau \cup \text{cc}_0 \pi'_\tau)^+} e_1$ . Furthermore there must be at least one edge along that chain which is not in  $\text{ii}_0 \pi_\tau \cup \text{ci}_0 \pi_\tau \cup \text{cc}_0 \pi_\tau$ . We have seen above that any edge which is in  $\text{ii}_0 \pi'_\tau \cup \text{ci}_0 \pi'_\tau \cup \text{cc}_0 \pi'_\tau$  but not in  $\text{ii}_0 \pi_\tau \cup \text{ci}_0 \pi_\tau \cup \text{cc}_0 \pi_\tau$  must be of the form  $(e_2, e)$  for some  $e_2$ . Hence we have

$$\begin{array}{l} e_0 \xrightarrow{(\text{ii}_0 \pi'_\tau \cup \text{ci}_0 \pi'_\tau \cup \text{cc}_0 \pi'_\tau)^*} \\ e_2 \xrightarrow{(\text{ii}_0 \pi'_\tau \cup \text{ci}_0 \pi'_\tau \cup \text{cc}_0 \pi'_\tau)} \\ e \xrightarrow{(\text{ii}_0 \pi'_\tau \cup \text{ci}_0 \pi'_\tau \cup \text{cc}_0 \pi'_\tau)^*} e_1 \end{array}$$

But there is no edge going from  $e$  in  $\text{ii}_0 \pi'_\tau \cup \text{ci}_0 \pi'_\tau \cup \text{cc}_0 \pi'_\tau$ , so it must be the case that  $e = e_1$ .

hb: We have  $\text{hb}_{\pi'_\tau} \subseteq \text{hb}_{\pi_\tau} \cup \{(e', e) | e' \in \mathbb{E}\}$ .

By the above, we have

$$\begin{aligned} \text{hb}_{\pi'_\tau} &= \\ \text{fences}_{\pi'_\tau} \cup \text{rfe}_{\pi'_\tau} \cup \text{ppo}_{\pi'_\tau} &\subseteq \\ \text{fences}_{\pi_\tau} \cup \text{rfe}_{\pi_\tau} \cup \text{ppo}_{\pi_\tau} \cup \{(e', e) | e' \in \mathbb{E}\} &= \\ \text{hb}_{\pi_\tau} \cup \{(e', e) | e' \in \mathbb{E}\} & \end{aligned}$$

Notice that none of the  $\pi_\tau$ -relations contain links to or from  $e$ , since  $e$  is not in  $E_{\pi_\tau}$ .

We will now show that  $\text{POWER}(\pi'_\tau)$ . We need to show that each of the four POWER axioms [7] holds for  $\pi'_\tau$ :

*Subproof 3.1: Show  $\text{acyclic}(\text{po-loc}_{\pi'_\tau} \cup \text{com}_{\pi'_\tau})$*

By the assumption  $\text{POWER}(\pi_\tau)$ , we have  $\text{acyclic}(\text{po-loc}_{\pi_\tau} \cup \text{po-loc}_{\pi_\tau})$ . Since  $(\text{po-loc}_{\pi'_\tau} \cup \text{po-loc}_{\pi'_\tau}) \setminus (\text{po-loc}_{\pi_\tau} \cup \text{po-loc}_{\pi_\tau})$  only contains edges leading to  $e$ , and  $\text{po-loc}_{\pi'_\tau} \cup \text{po-loc}_{\pi'_\tau}$  contains no edges leading from  $e$ , we also have  $\text{acyclic}(\text{po-loc}_{\pi'_\tau} \cup \text{po-loc}_{\pi'_\tau})$ .

*Subproof 3.2: Show  $\text{acyclic}(\text{hb}_{\pi'_\tau})$*

The proof is analogue to that in Subproof 3.1.

*Subproof 3.3: Show  $\text{irreflexive}(\text{fre}_{\pi'_\tau}; \text{prop}_{\pi'_\tau}; \text{hb}_{\pi'_\tau}^*)$*

By the assumption  $\text{POWER}(\pi_\tau)$ , we have  $\text{irreflexive}(\text{fre}_{\pi_\tau}; \text{prop}_{\pi_\tau}; \text{hb}_{\pi_\tau}^*)$ . Assume for a contradiction that we have  $(e_0, e_0) \in \text{fre}_{\pi'_\tau}; \text{prop}_{\pi'_\tau}; \text{hb}_{\pi'_\tau}^*$ . By examining the definition of prop, we see that every edge building up the chain from  $e_0$  to  $e_0$  through  $\text{fre}_{\pi'_\tau}; \text{prop}_{\pi'_\tau}; \text{hb}_{\pi'_\tau}^*$ , must be in one of  $\text{fre}_{\pi'_\tau}, \text{rfe}_{\pi'_\tau}, \text{fences}_{\pi'_\tau}, \text{hb}_{\pi'_\tau}, \text{com}_{\pi'_\tau}$  or  $\text{ffence}_{\pi'_\tau}$ . Since at least one edge must not be in the corresponding  $\pi_\tau$ -relation, the chain of relations must go through  $e$ . But we have seen above that there is no edge going out from  $e$  in any of the above mentioned relations. Hence there can be no such cycle.

*Subproof 3.4: Show  $\text{acyclic}(\text{co}_{\pi_{\tau'}} \cup \text{prop}_{\pi_{\tau'}})$*

The proof is analogue to that in Subproof 3.3.  
This concludes the proof.  $\square$

## C Proofs for Section 3

Here we provide proofs for the theorems appearing in Section 3.

### C.1 Proof of Theorem 4 (Soundness of RSMC)

**Lemma 5.** Assume that  $\text{cb}$  is valid w.r.t.  $M$ , and that  $M$  and  $\text{cb}$  are deadlock free. Assume that  $\tau_A = \tau.e_w[n_w].e_r[e_w]$  is a run from  $\sigma_0$ . Further assume that  $\text{enabled}_{\tau(\sigma_0)}(e_r)$ . Then there is a run  $\tau_B = \tau.e_r[e'_w]$  from  $\sigma_0$  such that  $\text{enabled}_{\tau_B(\sigma_0)}(e_w)$ .

*Proof (Proof of Lemma 5).* The lemma follows from deadlock freedom and monotonicity.  $\square$

**Lemma 6.** Assume that  $\text{cb}$  is valid w.r.t.  $M$ , and that  $M$  and  $\text{cb}$  are deadlock free. Assume that  $\tau_A = \tau.e_r[e_w0]$  is a run from  $\sigma_0$ . Assume that  $\tau_B = \tau.\tau'.e_w[n_w].e_r[e_w]$  is a run from  $\sigma_0$ . Let  $\sigma_B = \tau_B(\sigma_0)$ . Then either

- $\tau_C = \tau.e_r[e_w1].\tau'$  is a run from  $\sigma_0$  and  $\text{enabled}_{\tau_C(\sigma_0)}(e_w)$ , or
- there is an event  $e'_w \in \tau'$  such that  $\tau_D = \tau.\tau''.e'_w[n'_w].e_r[e'_w].\tau'''$  is a run from  $\sigma_0$  with  $\tau''.e'_w[n'_w].\tau''' = \tau'$  and  $\text{enabled}_{\tau_D(\sigma_0)}(e_w)$ .

*Proof (Proof of Lemma 6).* Monotonicity of  $\text{cb}$  and Lemma 5 give that there exists a run  $\tau'_B = \tau.\tau'.e_r[p]$  from  $\sigma_0$  for some store  $p$  with  $\text{enabled}_{\tau'_B(\sigma_0)}(e_w)$ . We case split on whether or not  $p \in \tau'$ :

Assume first that  $p \notin \tau'$ . Then since  $\text{enabled}_{\tau(\sigma_0)}(e_r)$ , we know that  $e_r$  is not  $\text{cb}$ -related to any event in  $\tau'$ . Therefore, we can rearrange  $\tau'_B$  into  $\tau_C = \tau.e_r[p].\tau'$ , which is a run from  $\sigma_0$ . Furthermore, since the committed events are the same in  $\tau_C$  as in  $\tau'_B$ , we have  $\text{enabled}_{\tau_C(\sigma_0)}(e_w)$ .

Assume instead that  $p \in \tau'$ . Then  $\tau'_B = \tau.\tau''.e'_w[n'_w].\tau'''.e_r[e'_w]$  for some  $\tau''$ ,  $n'_w$ ,  $\tau'''$  and  $e'_w = p$ . Then by the same argument as above, we can reorder this run to form  $\tau_D = \tau.\tau''.e'_w[n'_w].e_r[e'_w].\tau'''$  which is a run from  $\sigma_0$  and  $\tau''.e'_w[n'_w].\tau''' = \tau'$  and  $\text{enabled}_{\tau_D(\sigma_0)}(e_w)$ .  $\square$

We are now ready to state and prove the main lemma, from which the soundness theorem directly follows:

**Lemma 7.** Assume that  $\text{cb}$  is valid w.r.t.  $M$ , and that  $M$  and  $\text{cb}$  are deadlock free. Let  $\tau, \sigma, \pi$  be such that  $\tau(\sigma_0) = \sigma$  and  $\text{exec}(\sigma) = \pi$  and  $M(\pi)$ . Then for all  $\pi'$  s.t.  $M(\pi')$ , and  $\pi'$  is a complete  $\text{cb}$ -extension of  $\pi$ , the evaluation of  $\text{Explore}(\tau, \sigma)$  will contain a recursive call to  $\text{Explore}(\tau', \sigma')$  for some  $\tau', \sigma'$  such that  $\text{exec}(\sigma') = \pi'$ .

*Proof (Proof of Lemma 7).* By assumption there is an upper bound  $B$  on the length of any run of the fixed program. Therefore, we can perform the proof by total induction on  $B$  minus the length of  $\tau$ .

Fix arbitrary  $\tau, \sigma = (\lambda, F, E, \text{po}, \text{co}, \text{rf})$  and  $\pi$ . We will show that for all  $\pi'$  s.t.  $M(\pi')$ , and  $\pi'$  is a complete cb-extension of  $\pi$ , the evaluation of **Explore** $(\tau, \sigma)$  will contain a recursive call to **Explore** $(\tau', \sigma')$  for some  $\tau', \sigma'$  such that  $\text{exec}(\sigma') = \pi'$ . Our inductive hypothesis states that for all  $\tau'', \sigma'', \pi''$  such that  $|\tau| < |\tau''|$  and  $\tau''(\sigma_0) = \sigma''$  and  $\text{exec}(\sigma'') = \pi''$  and  $M(\pi'')$ , it holds that for all  $\pi'''$  s.t.  $M(\pi''')$ , and  $\pi'''$  is a complete cb-extension of  $\pi''$ , the evaluation of **Explore** $(\tau'', \sigma'')$  will contain a recursive call to **Explore** $(\tau''', \sigma''')$  for some  $\tau''', \sigma'''$  such that  $\text{exec}(\sigma''') = \pi'''$ .

Consider the evaluation of **Explore** $(\tau, \sigma)$ . If there is no enabled event on line 2, then  $\sigma$  is complete, and there are no (non-trivial) cb-extensions of  $\pi$ . The Lemma is then trivially satisfied. Assume therefore instead that a enabled event  $e$  is selected on line 2.

We notice first that for all executions  $\pi' = (E', \text{po}', \text{co}', \text{rf}')$  s.t.  $M(\pi')$ , and  $\pi'$  is a complete cb-extension of  $\pi$ , it must be the case that  $e \in E'$ . This is because  $\pi'$  is an extension of  $\pi$ , and  $e$  is enabled after  $\pi$  and  $\pi'$  is complete. Since  $e$  is enabled in  $\pi$ , it must be executed at some point before the execution can become complete.

The event  $e$  is either a store or a load. Assume first that  $e$  is a store. Let  $\pi' = (E', \text{po}', \text{co}', \text{rf}')$  be an arbitrary execution s.t.  $M(\pi')$ , and  $\pi'$  is a complete cb-extension of  $\pi$ . There exists some parameter (natural number)  $n$  for  $e$  which inserts  $e$  in the same position in the coherence order relative to the other stores in  $E$  as  $e$  has in  $\pi'$ . Let  $\sigma_n = \tau.e[n](\sigma_0)$  and  $\pi_n = \text{exec}(\sigma_n)$ . Notice that  $\pi'$  is an extension of  $\pi_n$ . We have  $M(\pi')$ , and by the monotonicity of the memory model we then also have that the parameter  $n$  is allowed for the event  $e$  by the memory model, i.e.,  $M(\pi_n)$ . Since the parameter  $n$  is allowed for  $e$  in  $\sigma$  by the memory model,  $(n, \sigma_n)$  will be in  $S$  on line 4, and so there will be a recursive call **Explore** $(\tau.e[n], \sigma_n)$  on line 6. The run  $\tau.e[n]$  is a longer run than  $\tau$ . Hence the inductive hypothesis can be applied, and yields that the sought recursive call **Explore** $(\tau', \sigma')$  will be made. This concludes the case when  $e$  is a store.

Next assume instead that  $e$  is a load. Let  $\mathfrak{E}$  be the set of all executions  $\pi'$  s.t.  $M(\pi')$ , and  $\pi'$  is a complete cb-extension of  $\pi$ . Now define the set  $\mathfrak{E}_0 \subseteq \mathfrak{E}$  s.t.  $\mathfrak{E}_0$  contains precisely the executions  $\pi' = (E', \text{po}', \text{co}', \text{rf}')$   $\in \mathfrak{E}$  where  $(e_w, e) \in \text{rf}'$  for some  $e_w \in E$ . I.e. we define  $\mathfrak{E}_0$  to be the executions in  $\mathfrak{E}$  where the read-from source for  $e$  is already committed in  $\pi$ . Let  $\mathfrak{E}_1 = \mathfrak{E} \setminus \mathfrak{E}_0$ . We will show that the lemma holds, first for all executions in  $\mathfrak{E}_0$ , and then for all executions in  $\mathfrak{E}_1$ .

Let  $\pi'$  be an arbitrary execution in  $\mathfrak{E}_0$ . We can now apply a reasoning analogue to the reasoning for the case when  $e$  is a store to show that there will be a recursive call **Explore** $(\tau', \sigma')$  with  $\text{exec}(\sigma') = \pi'$ .

We consider instead the executions in  $\mathfrak{E}_1$ . Assume for a proof by contradiction that there are some executions in  $\mathfrak{E}_1$  that will not be explored. Let  $\mathfrak{E}_2 \subseteq \mathfrak{E}_1$  be the set of executions in  $\mathfrak{E}_1$  that we fail to explore. I.e., let  $\mathfrak{E}_2 \subseteq \mathfrak{E}_1$  be the set of executions  $\pi'$  such that there are no  $\tau', \sigma'$  where  $\tau'(\sigma_0) = \sigma'$  and  $\text{exec}(\sigma') = \pi'$  and there is a recursive call **Explore** $(\tau', \sigma')$  made during the evaluation of **Explore** $(\tau, \sigma)$ . We will now define a ranking function  $R$  over executions in  $\mathfrak{E}_2$ , and then investigate one of the executions that minimize  $R$ . For a run  $\tau'$  of the form  $\tau.\tau_0.e_w[n_w].e[e_w].\tau_1$  (notice the fixed run  $\tau$



and the fixed load event  $e$ ), define  $R(\tau') = |\tau_0|$ . For an execution  $\pi' \in \mathfrak{E}_2$ , let  $T(\pi')$  be the set of runs  $\tau'$  of the form  $\tau.\tau_0.e_w[n_w].e[e_w].\tau_1$  such that  $\text{exec}(\tau'(\sigma_0)) = \pi'$ . Now define  $R(\pi') = R(\tau')$  for a run  $\tau' \in T(\pi')$  that minimizes  $R$  within  $T(\pi')$ .

Now let  $\pi' \in \mathfrak{E}_2$  be an execution minimizing  $R$  in  $\mathfrak{E}_2$  and  $\tau' = \tau.\tau_0.e_w[n_w].e[e_w].\tau_1$  be a run in  $T(\pi')$  minimizing  $R$  in  $T(\pi')$ . Let  $\sigma' = \tau'(\sigma_0)$ . Lemma 6 tells us that either

- $\tau_C = \tau.e[e_{w1}].\tau_0$  is a run from  $\sigma_0$  and  $\text{enabled}_{\tau_C(\sigma_0)}(e_w)$ , or
- there is an event  $e'_w \in \tau_0$  such that  $\tau_D = \tau.\tau'.e'_w[n'_w].e[e'_w].\tau''$  is a run from  $\sigma_0$  and  $\tau'.e'_w[n'_w].\tau'' = \tau_0$  and  $\text{enabled}_{\tau_D(\sigma_0)}(e_w)$ .

Consider first the case when  $\tau_C = \tau.e[e_{w1}].\tau_0$  is a run from  $\sigma_0$  and  $\text{enabled}_{\tau_C(\sigma_0)}(e_w)$ . Since  $\tau_C$  is a run, we know that  $e_{w1}$  is an allowed parameter for  $e$  after  $\tau$ . So  $(e_{w1}, \sigma_{w1})$  will be added to  $S$  for some  $\sigma_{w1}$  on line 11 in the call **Explore** $(\tau, \sigma)$ , and a recursive call **Explore** $(\tau.e[e_{w1}], \sigma_{w1})$  will be made on line 13. Since  $\tau.e[e_{w1}]$  is a longer run than  $\tau$ , the inductive hypothesis tells us that all complete cb-extensions of  $\text{exec}(\sigma_{w1})$  will be explored. Let  $\pi'_C$  be any complete cb-extension of  $\text{exec}(\tau_C(\sigma_0))$ . Notice that  $\pi'_C$  is also a complete cb-extension of  $\text{exec}(\sigma_{w1})$ . Since we have  $\text{enabled}_{\tau_C(\sigma_0)}(e_w)$  it must be the case that  $e_w$  is committed in  $\pi'_C$ . Then the race detection code in **DetectRace** is executed for  $e_w$  on line 8 in the call to **Explore** where  $e_w$  is committed. When the race detection code is run for  $e_w$ , the  $R \rightarrow W$  race from  $e$  to  $e_w$  will be detected. To see this, notice that  $\pi'_C$  is an extension of  $\text{exec}(\tau_C(\sigma_0))$ . Hence we know that the events that are cb-before  $e_w$  in  $\pi'_C$  are the same as the events that are cb-before  $e_w$  in  $\tau_C$  and also in  $\tau'$ . Therefore  $e_w$  targets the same memory location in  $\pi'_C$  as it does in  $\tau'$ . Furthermore,  $e$  cannot be cb-before  $e_w$ , since  $e$  appears after  $e_w$  in  $\tau'$ . Therefore, the race from  $e$  to  $e_w$  is detected, and the branch  $\tau_0.e_w[*].e[e_w]$  is added to  $Q[e]$ . When the lines 15-19 are executed in the call **Explore** $(\tau, \sigma)$ , that branch will be traversed. During the traversal, all parameters for  $e_w$  will be explored, and in particular the following call will be made: **Explore** $(\tau.\tau_0.e_w[n_w].e[e_w], \sigma_w)$  for some  $\sigma_w$ . Since the run  $\tau.\tau_0.e_w[n_w].e[e_w]$  is longer than  $\tau$ , the inductive hypothesis tells us that all its complete cb-extensions will be explored. These include  $\pi'$ , contradicting our assumption that  $\pi'$  is never explored.

Consider then the case when there is an event  $e'_w \in \tau_0$  such that  $\tau_D = \tau.\tau'.e'_w[n'_w].e[e'_w].\tau''$  is a run from  $\sigma_0$  and  $\tau'.e'_w[n'_w].\tau'' = \tau_0$  and  $\text{enabled}_{\tau_D(\sigma_0)}(e_w)$ . Let  $\pi'_D$  be any execution which is a complete cb-extension of  $\text{exec}(\tau_D(\sigma_0))$ . Since  $\pi'_D$  can be reached by a run which extends  $\tau_D$ , it must be the case that  $\pi'_D$  has a lower rank than  $\pi'$ , i.e.,  $R(\pi'_D) < R(\pi')$ . Since,  $\pi'$  has a minimal rank in  $\mathfrak{E}_2$ , it must be the case that  $\pi'_D \in \mathfrak{E}_1$ , and so we know that  $\pi'_D$  is explored by some call **Explore** $(\tau'_D, \sigma'_D)$ , made recursively from **Explore** $(\tau, \sigma)$ , with  $\tau'_D(\sigma_0) = \sigma'_D$  and  $\text{exec}(\sigma'_D) = \pi'_D$ . By a reasoning analogue to that in the previous case, the store  $e_w$  must be committed in  $\pi'_D$ , and the  $R \rightarrow W$  race from  $e$  to  $e_w$  is detected by **DetectRace**. Again, the branch  $\tau_0.e_w[*].e[e_w]$  is added to  $Q[e]$ . So there will be a recursive call **Explore** $(\tau_w, \sigma_w)$  for  $\tau_w = \tau_0.e_w[n_w].e[e_w]$  and  $\tau_w(\sigma_0) = \sigma_w$  where the parameter  $*$  for  $e_w$  has been instantiated with  $n_w$ . Since  $\tau_w$  is a longer run than  $\tau$ , the inductive hypothesis tells us that all extensions of  $\tau_w$  will be explored. The sought execution  $\pi'$  is an extension of  $\text{exec}(\tau_w(\sigma_0))$ , and so it will be explored. This again contradicts our assumption that  $\pi'$  is never explored. This concludes the proof.  $\square$

*Proof (Proof of Theorem 4).* The theorem follows directly from Lemma 7, since each complete execution a cb-extension of  $\text{exec}(\sigma_0)$ .  $\square$

## C.2 Proof of Theorem 5 (Optimality of RSMC for POWER)

**Lemma 8.** Assume that  $M = M^{\text{POWER}}$  and  $\text{cb} = \text{cb}^{\text{power}}$ . Let  $\tau$ , and  $\tau.\tau_A.e[p_A]$  and  $\tau.\tau_B.e[p_B]$  be runs. Let  $\sigma_A = \tau.\tau_A(\sigma_0)$  and  $\sigma_B = \tau.\tau_B(\sigma_0)$ . Let  $\tau_a = \text{normalize}(\text{cut}(\tau_A, e, \sigma_A))$  and  $\tau_b = \text{normalize}(\text{cut}(\tau_B, e, \sigma_B))$ . Assume  $\tau_a \neq \tau_b$ . Then there is some event  $e'$  and parameters  $p_a \neq p_b$  such that  $e'[p_a] \in \tau_a$  and  $e'[p_b] \in \tau_b$ .

*Proof (Proof of Lemma 8).* We start by considering the control flow leading to  $e$  in the thread  $\text{tid}(e)$ . Either the control flow to  $e$  is the same in both  $\tau_A$  and  $\tau_B$ , or it differs. Assume first that the control flow differs. Then there is some branch instruction which program order-precedes  $e$  which evaluates differently in  $\tau_A$  and  $\tau_B$ . That means that the arithmetic expression which is the condition for a conditional branch evaluates differently in  $\tau_A$  and  $\tau_B$ . Our program semantics does not allow data nondeterminism. The only way for an expression to evaluate differently is for it to depend on the value of a program order-earlier load  $e_l$ . This loaded value must differ in  $\tau_A$  and  $\tau_B$ . This can only happen if  $e_l$  gets its value from some chain (possibly empty) of read-from and data dependencies, which starts in a load  $e'_l$  (possibly equal to  $e_l$ ) which takes different parameters in  $\tau_A$  and  $\tau_B$ . However, since both read-from and data dependencies are a part of  $\text{cb}^{\text{power}}$ , this gives us  $(e'_l, e_l) \in \text{cb}_{\sigma_A}^*$  and  $(e'_l, e_l) \in \text{cb}_{\sigma_B}^*$ . Furthermore, since  $e_l$  provides a value used in a branch that program order-precedes  $e$ , we have a control dependency between  $e_l$  and  $e$ . Control dependencies are also part of  $\text{cb}^{\text{power}}$ , so we have  $(e'_l, e) \in \text{cb}_{\sigma_A}^*$  and  $(e'_l, e) \in \text{cb}_{\sigma_B}^*$ . Then  $e'_l$  is the sought witness event.

Now assume instead that the control flow leading to  $e$  is the same in  $\tau_A$  and  $\tau_B$ .

Consider the sets  $A = \{e \in \mathbb{E} \mid \exists p. e[p] \in \tau_a\}$  and  $B = \{e \in \mathbb{E} \mid \exists p. e[p] \in \tau_b\}$ .

Assume first that  $A = B$ . Then if all events in  $A$  (or equivalently in  $B$ ) have the same parameters in  $\tau_a$  as in  $\tau_b$ , then  $\tau_a$  and  $\tau_b$  consist of exactly the same parameterized events. Since all the events have the same parameters in  $\tau_a$  and  $\tau_b$ , they must also be related in the same way by the commit-before relation. But then since  $\tau_a$  and  $\tau_b$  are normalized, (by the function  $\text{normalize}$ ) it must hold that  $\tau_a = \tau_b$ , which contradicts our assumption  $\tau_a \neq \tau_b$ . Hence there must be some event which appears in both  $\tau_a$  and  $\tau_b$  which takes different parameters in  $\tau_a$  and  $\tau_b$ .

Assume next that  $A \neq B$ . Assume without loss of generality that  $A$  contains some event which is not in  $B$ . Let  $C$  be the largest subset of  $A$  such that  $C \cap B = \emptyset$ . Then by the construction of  $\tau_a$ , at least one of the events  $e_c \in C$  must precede some event  $e_a \in (A \cap B) \cup \{e\}$  in  $\text{cb}_{\sigma_A}$ . Since  $e_c \notin B$  we also have  $(e_c, e_a) \notin \text{cb}_{\sigma_B}$ . We now look to the definition of  $\text{cb}^{\text{power}}$ , and consider the relation between  $e_c$  and  $e_a$  in  $\sigma_A$ . From  $(e_c, e_a) \in \text{cb}_{\sigma_A}$  we know that  $(e_c, e_a) \in \text{addr}_{\sigma_A} \cup \text{data}_{\sigma_A} \cup \text{ctrl}_{\sigma_A} \cup (\text{addr}_{\sigma_A}; \text{po}_A) \cup \text{sync}_{\sigma_A} \cup \text{lwsync}_{\sigma_A} \cup \text{po-loc}_{\sigma_A} \cup \text{rf}_A$ . However, all the relations  $\text{addr}_{\sigma_A}$ ,  $\text{data}_{\sigma_A}$ ,  $\text{ctrl}_{\sigma_A}$ ,  $(\text{addr}_{\sigma_A}; \text{po}_A)$ ,  $\text{sync}_{\sigma_A}$ ,  $\text{lwsync}_{\sigma_A}$  are given by the program (and the control flow, which is fixed by assumption). So if  $(e_c, e_a) \in \text{addr}_{\sigma_A} \cup \text{data}_{\sigma_A} \cup \text{ctrl}_{\sigma_A} \cup (\text{addr}_{\sigma_A}; \text{po}_A) \cup \text{sync}_{\sigma_A} \cup \text{lwsync}_{\sigma_A}$ , then the same relation holds in  $\tau_B$ , and then we would have  $(e_c, e_a) \in \text{cb}_{\sigma_B}$  contradicting our previous assumption. Hence it must be

the case that  $(e_c, e_a) \in \text{po-loc}_{\sigma_A}$  or  $(e_c, e_a) \in \text{rf}_A$ . If  $(e_c, e_a) \in \text{rf}_A$  then  $e_a \neq e$ , since  $e$  is not committed in  $\sigma_A$ , and therefore cannot have a read-from edge. Hence  $e_a$  must then be a load which appears both in  $\tau_a$  and  $\tau_b$ . Furthermore, since  $(e_c, e_a) \notin \text{rf}_B$  the load  $e_a$  must have different parameters in  $\tau_a$  and  $\tau_b$ . Then  $e_a$  is the sought witness. The final case that we need to consider is when  $(e_c, e_a) \in \text{po-loc}_{\sigma_A}$ . Since we have  $(e_c, e_a) \in \text{po-loc}_{\sigma_A}$  and  $(e_c, e_a) \notin \text{po-loc}_{\sigma_B}$ , the address of either  $e_c$  or  $e_a$  must be computed differently in  $\tau_a$  and  $\tau_b$ . Therefore, the differing address must depend on the value read by some earlier load  $e_l$ , which reads different values in  $\tau_a$  and  $\tau_b$ . If the differing address is in  $e_a$ , then we have  $(e_l, e_a) \in \text{addr}_{\sigma_A}$  and  $(e_l, e_a) \in \text{addr}_{\sigma_B}$ . If the differing address is in  $e_c$ , then we have  $(e_l, e_a) \in (\text{addr}_{\sigma_A}; \text{po}_A)$  and  $(e_l, e_a) \in (\text{addr}_{\sigma_B}; \text{po}_B)$ . In both cases we have  $(e_l, e_a) \in \text{cb}_{\sigma_A}$  and  $(e_l, e_a) \in \text{cb}_{\sigma_B}$ . Hence  $e_l \in A \cap B$ . Now, by the same reasoning as above, in the case for differing control flows, we know that there is a load  $e'_l \in A \cap B$  which has different parameters in  $\tau_a$  and  $\tau_b$ . This concludes the proof.  $\square$

We recall the statement of Theorem 5 from Section 3:

**Theorem 5 (Optimality for POWER).** Assume that  $M = M^{\text{POWER}}$  and  $\text{cb} = \text{cb}^{\text{power}}$ . Let  $\pi \in \llbracket \mathcal{P} \rrbracket_M^{\text{Ax}}$ . Then during the evaluation of a call to **Explore**( $\langle \rangle, \sigma_0$ ), there will be exactly one call **Explore**( $\tau, \sigma$ ) such that  $\text{exec}(\sigma) = \pi$ .

*Proof (Proof of Theorem 5).* It follows from Corollary 1 that at least one call **Explore**( $\tau, \sigma$ ) such that  $\text{exec}(\sigma) = \pi$  is made. It remains to show that at most one such call is made.

Assume for a proof of contradiction that two separate calls **Explore**( $\tau_a, \sigma_a$ ) and **Explore**( $\tau_b, \sigma_b$ ) are made such that  $\text{exec}(\sigma_a) = \text{exec}(\sigma_b) = \pi$ .

Let **Explore**( $\tau_c, \sigma_c$ ) be the latest call to **Explore**, which is an ancestor to both of the calls **Explore**( $\tau_a, \sigma_a$ ) and **Explore**( $\tau_b, \sigma_b$ ). Since at least two calls were made from **Explore**( $\tau_c, \sigma_c$ ) to **Explore** or **Traverse**, we know that an event  $e = e_c$  must have been chosen on line 2 in the call **Explore**( $\tau_c, \sigma_c$ ).

The event  $e_c$  is a store or a load. Assume first that  $e_c$  is a store. We see that **Explore**( $\tau_c, \sigma_c$ ) may make calls to **Explore**, but not to **Traverse**. Hence the calls **Explore**( $\tau_a, \sigma_a$ ) and **Explore**( $\tau_b, \sigma_b$ ) must be reached from two *different* calls to **Explore** on line 6 in the call **Explore**( $\tau_c, \sigma_c$ ). However, we see that the different calls made to **Explore** from **Explore**( $\tau_c, \sigma_c$ ) will all fix different parameters for  $e_c$ . Therefore there will be two stores which are ordered differently in the coherence order of the different calls to **Explore**. As we proceed deeper in the recursive evaluation of **Explore**, new coherence edges may appear. But coherence edges can never disappear. Therefore it cannot be the case that  $\text{exec}(\sigma_a) = \text{exec}(\sigma_b)$ , which is the sought contradiction.

Next we assume instead that  $e_c$  is a load. In this case the calls **Explore**( $\tau_a, \sigma_a$ ) and **Explore**( $\tau_b, \sigma_b$ ) will be reached via calls to either **Explore** on line 13 or **Traverse** on line 18. If both are reached through calls to **Explore**, then the contradiction is reached in an way analogue to the case when  $e_c$  is a store above.

Assume instead that the call **Explore**( $\tau_a, \sigma_a$ ) is reached via a recursive call to **Explore**( $\tau_c.e_c[e_w], \sigma_d$ ) from the call **Explore**( $\tau_c, \sigma_c$ ), and that **Explore**( $\tau_b, \sigma_b$ ) is reached via a call to **Traverse**( $\tau_c, \sigma_c, \tau'_c$ ) from the call **Explore**( $\tau_c, \sigma_c$ ). Notice from the way that subruns in  $Q[e_c]$  are constructed that  $\tau'_c$  must have the form

$\tau_c''.e_w'.[*].e_c[e_w']$  for some subrun  $\tau_c''$  and some store  $e_w'$  which is not committed in  $\sigma_c$ . In the evaluation of **Traverse**( $\tau_c, \sigma_c, \tau_c'$ ), the subrun  $\tau_c'$  will be traversed, and for any call to **Explore**( $\tau_e, \sigma_e$ ) made during that evaluation it will hold that  $e_c$  loads from the store  $e_w'$ . However, in the call **Explore**( $\tau_c.e_c[e_w], \sigma_d$ ) it holds that  $e_c$  loads from  $e_w$ . Since  $e_w$  is committed in  $\sigma_c$ , it must be that  $e_w \neq e_w'$ . And so by the same reasoning as above, we derive the contradiction  $\text{exec}(\sigma_a) \neq \text{exec}(\sigma_b)$ .

Next we assume that **Explore**( $\tau_a, \sigma_a$ ) and **Explore**( $\tau_b, \sigma_b$ ) are reached via calls from **Explore**( $\tau_c, \sigma_c$ ) to **Traverse**( $\tau_c, \sigma_c, \tau_c^a.e_w^a[*].e_c[e_w^a]$ ) and **Traverse**( $\tau_c, \sigma_c, \tau_c^b.e_w^b[*].e_c[e_w^b]$ ) respectively. If  $e_w^a \neq e_w^b$ , then the contradiction is derived as above. Assume therefore that  $e_w^a = e_w^b$ .

If  $\tau_c^a = \tau_c^b$ , then the entire new branches are equal:  $\tau_c^a.e_w^a[*].e_c[e_w^a] = \tau_c^b.e_w^b[*].e_c[e_w^b]$ . By the mechanism on lines 15-19 using the set `explored`, we know that the calls **Traverse**( $\tau_c, \sigma_c, \tau_c^a.e_w^a[*].e_c[e_w^a]$ ) and **Traverse**( $\tau_c, \sigma_c, \tau_c^b.e_w^b[*].e_c[e_w^b]$ ) must then be the same call, since **Traverse** is not called twice with the same new branch. The call to **Traverse** will eventually call **Explore** after traversing the new branch. From the assumption that the call **Explore**( $\tau_c, \sigma_c$ ) is the last one that is an ancestor to both calls **Explore**( $\tau_a, \sigma_a$ ) and **Explore**( $\tau_b, \sigma_b$ ), we know that the call to **Traverse** must perform two different calls to **Explore**, which will eventually lead to the calls **Explore**( $\tau_a, \sigma_a$ ) and **Explore**( $\tau_b, \sigma_b$ ) respectively. However, when the function **Traverse** traverses a branch, all events have fixed parameters, except the last store (i.e.  $e_w^a$  or  $e_w^b$ ). So if different calls to **Explore** from **Traverse** lead to the calls **Explore**( $\tau_a, \sigma_a$ ) and **Explore**( $\tau_b, \sigma_b$ ), then  $e_w^a$  (which is the same as  $e_w^b$ ) must have different coherence positions in  $\sigma_a$  and  $\sigma_b$ . This leads to the usual contradiction.

Hence we know that  $\tau_c^a \neq \tau_c^b$ . From the way new branches are constructed in **DetectRace**, we know that the branches  $\tau_c^a.e_w^a[*].e_c[e_w^a]$  and  $\tau_c^b.e_w^b[*].e_c[e_w^b]$  must have been constructed and added to `Q[e_c]` during the exploration of some continuation of  $\tau_c$ . So there must exist runs  $\tau_c.\tau_c^A.e_w^a[n^a]$  and  $\tau_c.\tau_c^B.e_w^b[n^b]$  ending in the states  $\sigma_A$  and  $\sigma_B$  respectively. Furthermore  $\tau_c^a$  is the restriction of  $\tau_c^A$  to events that precede  $e_w^a$  in `cb $_{\sigma_A}$` , and  $\tau_c^b$  is the restriction of  $\tau_c^B$  to events that precede  $e_w^b$  in `cb $_{\sigma_B}$` . From  $\tau_c^a \neq \tau_c^b$  and Lemma 8, it now follows that there is an event  $e_d$  which appears both in  $\tau_c^a$  and  $\tau_c^b$  but which has different parameters in the two subruns. This difference will also be reflected in  $\sigma_a$  and  $\sigma_b$ . Hence  $\text{exec}(\sigma_a) \neq \text{exec}(\sigma_b)$ , which gives a contradiction and concludes the proof.  $\square$