

A Tight Bound of Hard Thresholding

Jie Shen

Department of Computer Science
School of Arts and Sciences
Rutgers University
Piscataway, NJ 08854, USA
js2007@rutgers.edu

Ping Li

Department of Statistics & Biostatistics
Department of Computer Science
Rutgers University
Piscataway, NJ 08854, USA
pingli@stat.rutgers.edu

Abstract

This paper is concerned with the hard thresholding operator which sets all but the k largest absolute elements of a vector to zero. We establish a *tight* bound to quantitatively characterize the deviation of the thresholded solution from a given signal. Our theoretical result is universal in the sense that it holds for all choices of parameters, and the underlying analysis only depends on fundamental arguments in mathematical optimization. We discuss the implications for two domains:

Compressed Sensing. On account of the crucial estimate, we bridge the connection between restricted isometry property (RIP) and the sparsity parameter for a vast volume of hard thresholding based algorithms, which renders an improvement on the RIP condition especially when the true sparsity is unknown. This suggests that in essence, many more kinds of sensing matrices or fewer measurements are admissible for the data acquisition procedure.

Machine Learning. In terms of large-scale machine learning, a significant yet challenging problem is learning accurate sparse models in an efficient manner. In stark contrast to prior works that attempted the ℓ_1 relaxation for promoting sparsity, we present a novel stochastic algorithm which performs hard thresholding in each iteration, hence ensuring such parsimonious solutions. Equipped with the developed bound, we prove *global linear convergence* for a number of prevalent statistical models under mild assumptions, even though the problem turns out to be non-convex.

Keywords: Sparsity, Hard Thresholding, Compressed Sensing, RIP, Stochastic Optimization

1 Introduction

Over the last two decades, pursuing sparse representations has emerged as a fundamental technique throughout bioinformatics [OF97], statistics [Tib96, EHJT04], signal processing [CDS98, Don06, CW08] and mathematical science [CRPW12], to name just a few. In order to obtain a sparse solution, a plethora of practical algorithms have been presented, among which two prominent examples are greedy pursuit and convex relaxation [TW10]. For instance, as one of the earliest pursuit algorithms, orthogonal matching pursuit (OMP) [PRK93] repeatedly picks a coordinate as the potential support of a solution. While OMP may fail for some deterministic sensing matrices, [Tro04, TG07] showed that OMP recovers the true signal with high probability when using random matrices such as Gaussian. Inspired by the success of OMP, the two concurrent work of compressive sampling matching pursuit (CoSaMP) [NT09] and subspace pursuit (SP) [DM09] made improvement by selecting multiple coordinates followed by a pruning step in each iteration, and the recovery condition was framed under the restricted isometry property (RIP) [CT05]. Interestingly, the more careful selection strategy of CoSaMP and SP leads to an optimal sample complexity. The iterative hard thresholding (IHT) algorithm [DDM04, BD08, BD09] gradually refines the iterates by gradient descent along with truncation for sparsity. [Fou11] developed a concise algorithm termed hard thresholding

pursuit (HTP), which combined the idea of CoSaMP and IHT, and showed that HTP is superior in terms of the RIP condition. [JTD11] proposed an interesting variant of the HTP algorithm and obtained a sharper RIP result. Recently, [BRB13] and [YLZ13] respectively extended the CoSaMP and HTP algorithm to general objective functions, for which a global convergence of popular learning models, e.g., logistic regression, was established.

Since the sparsity constraint counts the number of non-zero components which renders the problem non-convex, the ℓ_1 norm was suggested as a convex relaxation dating back to Lasso [Tib96] and basis pursuit [CDS98]. The difference is that Lasso looks for an ℓ_1 norm constrained solution that minimizes the residual while the principle of basis pursuit is to find a signal with minimal ℓ_1 norm that fits the observation data. In [CT05], a detailed analysis on the sparse recovery performance of basis pursuit was carried out. Another popular sparse estimator in the high-dimensional statistics is the Dantzig selector [CT07] which, instead of constraining the ℓ_2 residual of the linear model, penalizes the maximum magnitude of the gradient. From a computational perspective, both basis pursuit and Dantzig selector can be solved by linear programming, while Lasso is formulated as a quadratic problem. Interestingly, under the RIP condition or the uniform uncertainty assumption [CRT06], a series of work showed that exact sparse recovery by ℓ_1 minimization is possible as soon as the observation noise vanishes [CT05, Can08, Wai09, CWX10, Fou12, CRPW12].

In this paper, we are interested in the hard thresholding (HT) operator underlying a large body of the developed algorithms in compressed sensing (e.g., IHT, CoSaMP, SP), machine learning (e.g., sparse principal component analysis [Ma13, YZ13]) and statistics (e.g., sparse precision matrix estimation [YLZ13]). Our motivation is two-fold: From a high level, compared to the convex programs, these HT-based algorithms are always orders of magnitude computationally more efficient, hence more practical for large-scale problems [TW10]. Nevertheless, they usually require a more stringent condition to guarantee the success of the algorithms. This naturally raises an interesting question whether we can derive milder or sharp conditions for HT-based algorithms to achieve the best of the two worlds. For practitioners, to address the huge volume of data, a popular strategy in machine learning is devising stochastic algorithms that sequentially update the solution. However, as many researchers observed [LLZ09, DS09, Xia10], it is hard for the ℓ_1 based stochastic algorithms to preserve the sparse structure of the solution as the batch solvers do. This immediately poses the question whether we are able to apply the principal idea of hard thresholding to stochastic algorithms while still ensuring fast convergence of the algorithms.

To elaborate the problem more precisely, let us first turn to some basic properties of hard thresholding along with simple yet illustrative cases. For a general vector $\mathbf{b} \in \mathbb{R}^d$, the hard thresholded signal $\mathcal{H}_k(\mathbf{b})$ is formed by setting all but the largest (in magnitude) k elements of \mathbf{b} to zero. Ties are broken lexicographically. Hence, the hard thresholded signal $\mathcal{H}_k(\mathbf{b})$ is always k -sparse, i.e., the number of non-zero components does not exceed k . Moreover, the resultant signal $\mathcal{H}_k(\mathbf{b})$ is a best k -sparse approximation to \mathbf{b} in terms of any ℓ_p norm ($p \geq 1$). That is, we are guaranteed that

$$\|\mathcal{H}_k(\mathbf{b}) - \mathbf{b}\|_p \leq \|\mathbf{a} - \mathbf{b}\|_p. \quad (1.1)$$

In view of the above inequality, a broadly used bound in the literature for the deviation of the thresholded signal in terms of ℓ_2 metric is as follows:

$$\|\mathcal{H}_k(\mathbf{b}) - \mathbf{a}\|_2 \leq 2 \|\mathbf{b} - \mathbf{a}\|_2. \quad (1.2)$$

To gain intuition on the utility of (1.2) and to spell out the importance of offering a tight bound for it, let us consider the compressed sensing problem as an example for which we aim to recover a true sparse signal \mathbf{a} from its linear measurements. Here, \mathbf{b} is a proxy obtained by, e.g., full gradient descent. Recall that the IHT algorithm uses $\mathcal{H}_k(\mathbf{b})$ as the iterate and proves its convergence to \mathbf{a} . Then (1.2) justifies that after hard thresholding, the distance of the iterate to the true signal \mathbf{a} is bounded by a multiple of 2 to the one before. For comparison, it is worth mentioning that in order to obtain a sparse solution, ℓ_1 based algorithms usually

utilize the soft thresholding operator which enjoys the non-expansiveness property [DBL14], i.e., the iterate becomes closer to the optimum. This salient feature might partially attribute to the wide range of applications of the ℓ_1 regularized formulations. Hence, in order to derive comparable performance guarantee, tightening the bound (1.2) is crucial in that it controls how much deviation the hard thresholding operator induces. This turns out to be more demanding for *stochastic gradient method*, where the proxy \mathbf{b} itself is affected by the randomness of sample realization. In other words, since \mathbf{b} does not minimize the objective function (it only optimizes the objective in expectation), the deviation (1.2) makes it more challenging to analyze the convergence behavior. As an example, [NNW14] proposed a stochastic solver for general sparsity constrained programs but suffered a non-vanishing optimization error due to randomness. This indicates that to mitigate the randomness barrier, we have to seek a better bound to control the precision of the thresholded solution and to apply randomness (variance) reduction technique.

1.1 Summary of Contributions

In this work, we make three contributions:

1. We examine the tightness of (1.2) that has been used for a decade in the literature and show that the equality therein will never be attained. We then improve this bound and quantitatively characterize that the deviation is inversely proportional to the value of \sqrt{k} . Our bound is tight, in the sense that the equality we build can be attained for specific signals, hence it cannot be improved if no additional information is available. Our bound is universal in that it holds for all choices of k -sparse signals \mathbf{a} and for general signals \mathbf{b} .
2. Owing to the tight estimate, we demonstrate how the RIP (or RIP-like) condition required by a wide range of hard thresholding based algorithms can be relaxed. In the context of compressed sensing, this means in essence, many more kinds of sensing matrices or fewer measurements can be utilized for data acquisition. For machine learning, it suggests that existing algorithms are capable of handling more difficult statistical models.
3. Finally, we present a novel algorithm which applies hard thresholding in large-scale setting and we prove its convergence to a global optimum with a geometric rate. Returning to (1.2), our analysis shows that only when the deviation is controlled below the multiple of 1.15 can such an algorithm succeed. This immediately implies that the conventional bound (1.2) is not applicable in this challenging scenario.

1.2 Notation

Before delivering the algorithm and main theoretical results, let us instate several pieces of notation that are involved throughout the paper. We use bold lowercase letters, e.g., \mathbf{v} to denote a vector and its i th element is denoted by v_i . The ℓ_2 norm of a vector \mathbf{v} is denoted by $\|\mathbf{v}\|_2$. The support set of \mathbf{v} is denoted by $\text{supp}(\mathbf{v})$ whose cardinality is denoted by $|\text{supp}(\mathbf{v})|$ or $\|\mathbf{v}\|_0$. We write bold capital letters such as \mathbf{M} for matrices and its (i, j) -th entry is denoted by m_{ij} . The capital upright letter C and its subscript variants (e.g., C_0, C_1) are reserved for some absolute constants that may change from appearance to appearance.

For an integer $d > 0$, suppose that Ω is a subset of $\{1, 2, \dots, d\}$. Then for a general vector $\mathbf{v} \in \mathbb{R}^d$, we define $\mathcal{P}_\Omega(\mathbf{v})$ as the orthogonal projection onto the support set Ω which retains elements contained in Ω and sets others to zero. That is,

$$\mathcal{P}_\Omega(\mathbf{v}) = \begin{cases} v_i, & i \in \Omega, \\ 0, & \text{otherwise.} \end{cases} \quad (1.3)$$

In particular, let Γ be the support set indexing the k largest absolute components of \mathbf{v} . In this way, the hard thresholding operator is given by

$$\mathcal{H}_k(\mathbf{v}) = \mathcal{P}_\Gamma(\mathbf{v}). \quad (1.4)$$

We will also use the orthogonal projection of a vector \mathbf{v} onto an ℓ_2 ball with radius ω . That is,

$$\Pi_\omega(\mathbf{v}) = \frac{\mathbf{v}}{\max\{1, \|\mathbf{v}\|_2 / \omega\}}. \quad (1.5)$$

1.3 Roadmap

We present the key tight bound for hard thresholding in Section 2, along with a justification why the conventional bound (1.2) is not tight. We then discuss the implications of the developed tight bound to compressed sensing and machine learning in Section 3, which shows that the RIP or RIP-like condition can be improved for a number of popular algorithms. Thanks to our new estimation, Section 4 develops a novel stochastic algorithm which applies hard thresholding to large-scale problems and establishes the global linear convergence. A comprehensive empirical study on the tasks of sparse recovery and binary classification is carried out in Section 5. Finally, We conclude the paper in Section 6 and all the proofs are deferred to the appendix.

2 The Key Bound

We argue that the conventional bound (1.2) is not tight, in the sense that the equality therein can hardly be attained. To see this, recall how the bound was derived for a k -sparse signal \mathbf{a} and a general one \mathbf{b} (see, e.g., [NT09]):

$$\|\mathcal{H}_k(\mathbf{b}) - \mathbf{a}\|_2 = \|\mathcal{H}_k(\mathbf{b}) - \mathbf{b} + \mathbf{b} - \mathbf{a}\|_2 \stackrel{\xi}{\leq} \|\mathcal{H}_k(\mathbf{b}) - \mathbf{b}\|_2 + \|\mathbf{b} - \mathbf{a}\|_2 \leq 2\|\mathbf{b} - \mathbf{a}\|_2, \quad (2.1)$$

where the last inequality holds because $\mathcal{H}_k(\mathbf{b})$ is a best k -sparse approximation to \mathbf{b} . The major issue occurs in ξ . Though it is the well-known triangle inequality and the equality could be attained if there is no restriction on the signals \mathbf{a} and \mathbf{b} , we remind here that the signal \mathbf{a} does have a specific structure – it is k -sparse. Note that in order to fulfill the equality in ξ , we must have $\mathcal{H}_k(\mathbf{b}) - \mathbf{b} = t(\mathbf{b} - \mathbf{a})$ for some $t \geq 0$, that is,

$$\mathcal{H}_k(\mathbf{b}) = (t+1)\mathbf{b} - t\mathbf{a}. \quad (2.2)$$

One may verify that the above equality holds *if and only if*

$$\mathbf{a} = \mathbf{b} = \mathcal{H}_k(\mathbf{b}). \quad (2.3)$$

To see this, let Ω be the support set of $\mathcal{H}_k(\mathbf{b})$ and $\bar{\Omega}$ be the complement. Let $\mathbf{b}_1 = \mathcal{P}_\Omega(\mathbf{b}) = \mathcal{H}_k(\mathbf{b})$ and $\mathbf{b}_2 = \mathcal{P}_{\bar{\Omega}}(\mathbf{b})$. Likewise, we define \mathbf{a}_1 and \mathbf{a}_2 as the components of \mathbf{a} supported on Ω and $\bar{\Omega}$ respectively. Hence, (2.2) indicates $\mathbf{a}_1 = \mathbf{b}_1$ and $\mathbf{a}_2 = (1+t^{-1})\mathbf{b}_2$ where we assume $t > 0$ since $t = 0$ immediately implies $\mathcal{H}_k(\mathbf{b}) = \mathbf{b}$ and hence the equality of (1.2) does not hold. If $\|\mathbf{b}_1\|_0 < k$, then we have $\mathbf{a}_2 = \mathbf{b}_2 = \mathbf{0}$ since \mathbf{b}_1 contains the k largest absolute elements of \mathbf{b} . Otherwise, the fact that $\|\mathbf{a}\|_0 \leq k$ and $\mathbf{a}_1 = \mathbf{b}_1$ implies $\mathbf{a}_2 = \mathbf{0}$, and hence \mathbf{b}_2 . Therefore, we obtain (2.3).

When (2.3) happens, however, we in reality have $\|\mathcal{H}_k(\mathbf{b}) - \mathbf{a}\|_2 = \|\mathbf{b} - \mathbf{a}\|_2 = 0$. In other words, the factor of 2 in (1.2) can essentially be replaced with an *arbitrary constant*! In this sense, we conclude that the bound (1.2) is not tight. Our new estimate for hard thresholding is as follows:

Theorem 1 (Tight Bound for Hard Thresholding). *Let $\mathbf{b} \in \mathbb{R}^d$ be a general vector and $\mathbf{a} \in \mathbb{R}^d$ be any K -sparse signal¹. Choose $k \geq K$. Then, we have the following universal bound:*

$$\|\mathcal{H}_k(\mathbf{b}) - \mathbf{a}\|_2 \leq \sqrt{\nu} \|\mathbf{b} - \mathbf{a}\|_2, \quad \nu = 1 + \frac{\rho + \sqrt{(4 + \rho)\rho}}{2}, \quad \rho = \frac{\min\{K, d - k\}}{k - K + \min\{K, d - k\}}.$$

In particular, our bound is tight in the sense that there exist specific vectors of \mathbf{b} and \mathbf{a} such that the equality holds, hence the bound cannot be improved without further information about \mathbf{b} and \mathbf{a} .

Remark 2 (Maximum ν). In contrast to the constant bound (1.2), our result asserts that the deviation resulting from hard thresholding is inversely proportional to \sqrt{k} (when $K \leq d - k$) in a universal manner. When k tends to d , ρ is given by $(d - k)/(d - K)$ which is still decreasing with respect to k . Thus, the maximum value of ρ equals one. Even in this case, we find that $\sqrt{\nu_{\max}} \approx 1.619 < 2$.

Remark 3. It is also worth mentioning that, although for some batch algorithms such as IHT and CoSaMP, the constant bound (1.2) suffices to establish the convergence due to specific conditions, we show in Section 4 that that bound cannot ensure global optimality for stochastic algorithms with a generic objective function.

Proof. (Sketch) Our bound follows from fully exploring the sparsity pattern of the signals and fundamental arguments in mathematical optimization. Let Ω be the support set of $\mathbf{w} \stackrel{\text{def}}{=} \mathcal{H}_k(\mathbf{b})$ and let $\bar{\Omega}$ be its complement. We immediately have $\mathcal{P}_{\Omega}(\mathbf{b}) = \mathbf{w}$. Let Ω' be the support set of \mathbf{a} . Define

$$\mathbf{b}_1 = \mathcal{P}_{\Omega \setminus \Omega'}(\mathbf{b}), \quad \mathbf{b}_2 = \mathcal{P}_{\Omega \cap \Omega'}(\mathbf{b}), \quad \mathbf{b}_3 = \mathcal{P}_{\bar{\Omega} \setminus \Omega'}(\mathbf{b}), \quad \mathbf{b}_4 = \mathcal{P}_{\bar{\Omega} \cap \Omega'}(\mathbf{b}).$$

Likewise, we define \mathbf{a}_i and \mathbf{w}_i for $1 \leq i \leq 4$. Due to construction, we have $\mathbf{w}_1 = \mathbf{b}_1, \mathbf{w}_2 = \mathbf{b}_2, \mathbf{w}_3 = \mathbf{w}_4 = \mathbf{a}_1 = \mathbf{a}_3 = \mathbf{0}$. Our goal is to estimate the maximum value of $\|\mathbf{w} - \mathbf{a}\|_2^2 / \|\mathbf{b} - \mathbf{a}\|_2^2$. It is easy to show that when attaining the maximum, $\|\mathbf{b}_3\|_2$ must be zero. Denote

$$t = \frac{\|\mathbf{w} - \mathbf{a}\|_2^2}{\|\mathbf{b} - \mathbf{a}\|_2^2} = \frac{\|\mathbf{b}_1\|_2^2 + \|\mathbf{b}_2 - \mathbf{a}_2\|_2^2 + \|\mathbf{a}_4\|_2^2}{\|\mathbf{b}_1\|_2^2 + \|\mathbf{b}_2 - \mathbf{a}_2\|_2^2 + \|\mathbf{b}_4 - \mathbf{a}_4\|_2^2}. \quad (2.4)$$

Note that the the variables here only involve \mathbf{a} and \mathbf{b} . Arranging the equation we obtain

$$(t - 1) \|\mathbf{b}_2 - \mathbf{a}_2\|_2^2 + t \|\mathbf{b}_4 - \mathbf{a}_4\|_2^2 - \|\mathbf{a}_4\|_2^2 + (t - 1) \|\mathbf{b}_1\|_2^2 = 0. \quad (2.5)$$

It is evident that for specific choices of \mathbf{b} and \mathbf{a} , we have $t = 1$. Since we are interested in the maximum of t , we assume $t > 1$ below. Fixing \mathbf{b} , we can view the left-hand side of the above equation as a function of \mathbf{a} . One may verify that the function has a positive definite Hessian matrix and thus it attains the minimum at stationary point given by

$$\mathbf{a}_2^* = \mathbf{b}_2, \quad \mathbf{a}_4^* = \frac{t}{t - 1} \mathbf{b}_4. \quad (2.6)$$

On the other hand, (2.5) implies the minimum values should not be greater than zero. Plugging the stationary point back gives

$$\|\mathbf{b}_1\|_2^2 t^2 - (2 \|\mathbf{b}_1\|_2^2 + \|\mathbf{b}_4\|_2^2) t + \|\mathbf{b}_1\|_2^2 \leq 0.$$

¹Even if \mathbf{a} is not exactly K -sparse, we still can bound the error by $\|\mathcal{H}_k(\mathbf{b}) - \mathbf{a}\|_2 \leq \|\mathcal{H}_k(\mathbf{b}) - \mathcal{H}_k(\mathbf{a})\|_2 + \|\mathcal{H}_k(\mathbf{a}) - \mathbf{a}\|_2$. Thus, without loss of generality, we assume that \mathbf{a} is K -sparse.

Solving the above inequality with respect to t , we obtain

$$t \leq 1 + \left(2 \|\mathbf{b}_1\|_2^2\right)^{-1} \left(\|\mathbf{b}_4\|_2^2 + \sqrt{\left(4 \|\mathbf{b}_1\|_2^2 + \|\mathbf{b}_4\|_2^2\right) \|\mathbf{b}_4\|_2^2} \right). \quad (2.7)$$

To derive an upper bound that is uniform over the choice of \mathbf{b} , we recall that \mathbf{b}_1 contains the largest absolute elements of \mathbf{b} while \mathbf{b}_4 has smaller values. In particular, we have by [JTK14, Lemma 1] that

$$\|\mathbf{b}_4\|_2^2 / \|\mathbf{b}_4\|_0 \leq \|\mathbf{b}_1\|_2^2 / \|\mathbf{b}_1\|_0.$$

Note that $\|\mathbf{b}_1\|_0 = k - \|\mathbf{b}_2\|_0 = k - (K - \|\mathbf{b}_4\|_0)$. Hence, combining with the fact that $0 \leq \|\mathbf{b}_4\|_0 \leq \min\{K, d - k\}$ and optimizing over $\|\mathbf{b}_4\|_0$ in the above inequality gives

$$\|\mathbf{b}_4\|_2^2 \leq \frac{\min\{K, d - k\}}{k - K + \min\{K, d - k\}} \|\mathbf{b}_1\|_2^2. \quad (2.8)$$

Finally, we arrive at a uniform upper bound for t :

$$t \leq 1 + \frac{\rho + \sqrt{(4 + \rho)\rho}}{2}, \quad \rho = \frac{\min\{K, d - k\}}{k - K + \min\{K, d - k\}}.$$

See Appendix B for the full proof. \square

Remark 4 (Tightness). We construct proper vectors of \mathbf{b} and \mathbf{a} to establish the tightness of our bound by a backward induction. Note that t equals ν if and only if $\|\mathbf{b}_4\|_2^2 = \rho \|\mathbf{b}_1\|_2^2$. Hence, we pick

$$\|\mathbf{b}_4\|_2^2 = \rho \|\mathbf{b}_1\|_2^2, \quad \mathbf{a}_2 = \mathbf{b}_2, \quad \mathbf{a}_4 = \frac{\nu}{\nu - 1} \mathbf{b}_4, \quad (2.9)$$

where \mathbf{a}_2 and \mathbf{a}_4 are actually chosen as the stationary point as in (2.6). We note that the quantity of ν only depends on p , k and K , not on the components of \mathbf{b} or \mathbf{a} . Plugging the above back to (2.4) justifies $t = \nu$.

It remains to show that our choices in (2.9) do not violate the definition of \mathbf{b}_i 's, i.e., we need to ensure that elements in \mathbf{b}_1 or \mathbf{b}_2 should be no less than those in \mathbf{b}_3 or \mathbf{b}_4 . Note that there is no such constraint for the K -sparse vector \mathbf{a} . Let us consider the case $K < d - k$ and $\|\mathbf{b}_4\|_0 = K$, so that $\|\mathbf{b}_1\|_0 = k$ and $\rho = K/k$. Thus, the first equality of (2.9) holds as soon as all the entries of \mathbf{b} have same magnitude. The fact $\|\mathbf{b}_4\|_0 = K$ also implies Ω' is a subset of $\bar{\Omega}$ due to the definition of \mathbf{b}_4 and the sparsity of \mathbf{a} , hence we have $\mathbf{a}_2 = 0 = \mathbf{b}_2$. Finally, picking \mathbf{a}_4 as we did in (2.9) completes the reasoning since it does not violate the sparsity constraint on \mathbf{a} .

As we pointed out and just verified, the bound given by Theorem 1 is tight. However, it is worth noting that if there is additional information on the signals, a better bound can be established. For instance, let us further assume that the signal \mathbf{b} is s -sparse. If $s \leq k$, then \mathbf{b}_4 is a zero vector and (2.7) reads as $t \leq 1$. Otherwise, we have $\|\mathbf{b}_4\|_0 \leq \min\{K, s - k\}$ and (2.8) is improved to

$$\|\mathbf{b}_4\|_2^2 \leq \frac{\min\{K, s - k\}}{k - K + \min\{K, s - k\}} \|\mathbf{b}_1\|_2^2.$$

Finally, we can show that the parameter ρ is given by

$$\rho = \frac{\min\{K, s - k\}}{k - K + \min\{K, s - k\}}.$$

Note that the fact $s \leq d$ implies that the above is a tighter bound than the one in Theorem 1.

We would also like to mention that in the appealing work of [JTK14], a closely related bound was established (see Lemma 1 therein):

$$\|\mathcal{H}_k(\mathbf{b}) - \mathbf{b}\|_2 \leq \sqrt{\frac{d-k}{d-K}} \|\mathbf{b} - \mathbf{a}\|_2. \quad (2.10)$$

One may use this nice result to show that

$$\|\mathcal{H}_k(\mathbf{b}) - \mathbf{a}\|_2 \leq \|\mathcal{H}_k(\mathbf{b}) - \mathbf{b}\|_2 + \|\mathbf{b} - \mathbf{a}\|_2 \leq \left(1 + \sqrt{\frac{d-k}{d-K}}\right) \|\mathbf{b} - \mathbf{a}\|_2. \quad (2.11)$$

It is not hard to see that this bound also improves on (1.2) provided $k > K$. However, one shortcoming of the above inequality is that the factor depends on the dimension. For comparison, we recall that in the regime $K \leq d - k$, our bound is free of the dimension. This turns out to be a salient feature to integrate hard thresholding with stochastic methods, and we will comment on it more in Section 4.

3 Implications to Compressed Sensing and Beyond

In this section, we investigate the implications of Theorem 1 for compressed sensing and machine learning. Since most of the popular HT-based algorithms (e.g., IHT, CoSaMP, SP, GraSP [BRB13] and GraHTP [YLZ13]) utilize the deviation bound (1.2) to derive the convergence condition, they can be improved by our new bound. Due to space limit, we only exemplify the power of our theorem on two popular algorithms in compressed sensing: IHT [BD08, BD09] and CoSaMP [NT09], and one interesting work GraSP [BRB13] which extends CoSaMP to general machine learning models, e.g., sparse logistic regression. To be clear, the purpose of this section is not dedicated to improving the best RIP condition for which recovery is possible by any methods (either convex or non-convex). Rather, we focus on three broadly used greedy algorithms and illustrate how our bound improves on previous results.

We proceed with a brief review of the problem setting in compressed sensing. Compressed sensing algorithms aim to recover the true sparse signal $\mathbf{x}^* \in \mathbb{R}^d$ from a set of (perhaps noisy) measurements

$$\mathbf{y} = \mathbf{A}\mathbf{x}^* + \boldsymbol{\varepsilon}, \quad (3.1)$$

where $\boldsymbol{\varepsilon} \in \mathbb{R}^d$ is some observation noise and \mathbf{A} is a given $n \times d$ sensing matrix with $n \ll d$, hence the name compressive sampling. In general, the problem is under-determined since the number of unknowns is much larger than that of the equations on hand. Yet, the prior knowledge that \mathbf{x}^* is sparse radically changes the premise. That is, if the geometry of the sparse signal is preserved under the action of the sampling matrix \mathbf{A} for a restricted set of directions, then it is possible to invert the sampling process. Such a novel idea was quantified as the k th restricted isometry property (RIP) of \mathbf{A} by [CT05], which requires that there exists a (non-negative) constant δ , such that for all k -sparse signals \mathbf{x} , the following inequalities hold:

$$(1 - \delta) \|\mathbf{x}\|_2^2 \leq \|\mathbf{A}\mathbf{x}\|_2^2 \leq (1 + \delta) \|\mathbf{x}\|_2^2. \quad (3.2)$$

The k th restricted isometry constant (RIC) δ_k is then defined as the smallest one that satisfies the above inequalities. Note that $\delta_{2k} < 1$ is the minimum requirement for distinguishing all k -sparse signals from the measurements. This is because for two arbitrary k -sparse vectors \mathbf{x}_1 and \mathbf{x}_2 and their respective measurements \mathbf{y}_1 and \mathbf{y}_2 , the RIP condition reads as

$$(1 - \delta_{2k}) \|\mathbf{x}_1 - \mathbf{x}_2\|_2^2 \leq \|\mathbf{y}_1 - \mathbf{y}_2\|_2^2 \leq (1 + \delta_{2k}) \|\mathbf{x}_1 - \mathbf{x}_2\|_2^2,$$

for which $\delta_{2k} < 1$ guarantees that $\mathbf{x}_1 \neq \mathbf{x}_2$ implies $\mathbf{y}_1 \neq \mathbf{y}_2$. To date, there are three quintessential examples known to exhibit profound restricted isometry behavior as long as the number of measurements is proportional to the product of the sparsity and a polynomial logarithm of the dimension: Gaussian matrices (optimal RIP, i.e., very small δ_k), partial Fourier matrices (fast computation) and Bernoulli ensembles (low memory footprint).

Equipped with the (standard) RIP condition, a bunch of efficient algorithms were developed and exact sparse recovery was established. A partial list includes ℓ_1 norm based convex programs, IHT, CoSaMP, SP, stagewise OMP [DTDS12] and regularized OMP [NV10], along with much interesting work devoted to improving or sharpening the RIP condition, e.g., [WS12, MS12, CZ13, Dan13, Mo15]. To see why relaxing RIP is of central interest, note that standard result (see, e.g., [BDDW08]) asserts that the RIP condition $\delta_r \leq \delta$ holds with high probability provided that

$$n \geq C_0 \delta^{-2} r \log(d/r). \quad (3.3)$$

Hence, a slight relaxation of the condition $\delta_r \leq \delta$ may dramatically decrease the measurements. That being said, since the constant C_0 above is unknown, in general one cannot tell the precise sample size for greedy sparse recovery algorithms to succeed. Estimating the constant is actually the theme of phase transition [DT10]. While precise phase transition for ℓ_1 -based convex programs has been well understood, an analogous result for greedy algorithms remains an open problem. Notably, in the recent work of [BT15], phase transition for IHT/CoSaMP was derived using the constant bound (1.2). We believe that our tight bound shall sharpen these results and we leave it as our future work. In the present paper, we focus on the ubiquitous RIP condition. In the language of RIP, we establish improved results in the following.

Iterative Hard Thresholding. The IHT algorithm recovers the underlying K -sparse signal \mathbf{x}^* by iteratively performing a full gradient descent on the least-squares loss followed by a hard thresholding step. That is, at the t -th iteration, given the previous iterate \mathbf{x}^{t-1} , IHT updates the new solution as follows:

$$\mathbf{x}^t = \mathcal{H}_k \left(\mathbf{x}^{t-1} + \mathbf{A}^\top (\mathbf{y} - \mathbf{A} \mathbf{x}^{t-1}) \right). \quad (3.4)$$

Note that [BD09] used the parameter $k = K$. However, in practice one may only have access to an upper bound on the true sparsity K . Thus, we consider the projection sparsity k as a parameter that depends on K . To establish global convergence with a geometric rate of 0.5, [BD09] applied the bound (1.2) and assumed the RIP condition

$$\delta_{2k+K} \leq 0.18. \quad (3.5)$$

As we have shown, the bound (1.2) is actually not tight and hence, their results, especially the requirement of restricted isometry constant can be improved by Theorem 1.

Theorem 5. *Let \mathbf{x}^* be the true sparse signal and denote $K = \|\mathbf{x}^*\|_0$. Assume the measurements are collected by (3.1) for a given sensing matrix \mathbf{A} . Pick $k \geq K$. Then, under the RIP condition of $\delta_{2k+K} \leq 1/\sqrt{8\nu}$, the sequence of the iterates produced by the IHT algorithm (3.4) converges (up to the energy of the noise) to the true signal \mathbf{x}^* with a geometric rate of 0.5.*

Let us first study the vanilla case $k = K$. [BD09] required $\delta_{3K} \leq 0.18$ whereas our analysis shows $\delta_{3K} \leq 0.22$ suffices. Note that even a little relaxation on RIP is challenging and may require several pages of mathematical induction [Can08, CWX10, Fou12]. In contrast, our improvement comes from a direct application of Theorem 1 which only modifies several lines of the original proof in [BD09]. See Appendix C for details. In view of (3.3), we find that the necessary number of measurements for IHT is dramatically reduced with a factor of 0.67 by our new theorem in that the minimum requirement of n is inversely proportional to the square of δ .

Another important consequence is a characterization on the RIP condition and the quantity of sparsity parameter for IHT, which, to the best of our knowledge, has not been studied in the literature. In [BD09], when gradually tuning k larger than K , it always requires $\delta_{2k+K} \leq 0.18$. Note that due to the monotonicity of RIC, i.e., $\delta_r \leq \delta_{r'}$ if $r \leq r'$, the condition turns out to be more and more stringent. Compared to their result, since ν is inversely proportional to \sqrt{k} , Theorem 5 is powerful especially when k becomes larger. For example, suppose $k = 20K$. In this case, Theorem 5 justifies that IHT admits the linear convergence as soon as $\delta_{41K} \leq 0.32$ whereas [BD09] requires $\delta_{41K} \leq 0.18$. Such a property is appealing in practice, in that among various real-world applications, the true sparsity is indeed unknown and we would like to estimate a conservative upper bound on it.

On the other hand, for a given sensing matrix, there does exist a fundamental limit for the maximum choice of k . To be more precise, the condition in Theorem 5 together with the probabilistic argument (3.3) require

$$1/\sqrt{8\nu} \geq \delta_{2k+K}, \quad C_1\nu(2k+K) \log(d/(2k+K)) \leq n. \quad (3.6)$$

Although it could be very interesting to derive a quantitative characterization for the maximum of k , we argue that it is perhaps intractable owing to two aspects: First, it is known that one has to enumerate all the combinations of the $2k+K$ columns of \mathbf{A} so as to compute the restricted isometry constant δ_{2k+K} [BT10, BT14]. This suggests that it is NP-hard to estimate the largest admissible value of k . Also, there is no analytic solution of the stationary point for the left-hand side of the second inequality.

Compressive Sampling Matching Pursuit. The CoSaMP algorithm proposed by [NT09] is one of the most efficient algorithms for sparse recovery. Compared to IHT which performs hard thresholding after gradient update, CoSaMP prunes the gradient at the beginning of each iteration, followed by solving a least-squares program restricted on a small support set. In particular, in the last step, CoSaMP applies hard thresholding to form a k -sparse iterate for future update. The analysis on CoSaMP consists of bounding the estimation error in each step. Owing to Theorem 1, we advance the theoretical result of CoSaMP by improving the error bound for its last step, and hence the RIP condition.

Theorem 6. *Let \mathbf{x}^* be the sparse signal of interest and denote $K = \|\mathbf{x}^*\|_0$. Assume the measurements are collected by (3.1) for a given sensing matrix \mathbf{A} . Pick $k \geq K$. Then, under the RIP condition that*

$$\delta_{3k+K} \leq \frac{(\sqrt{32\nu + 49} - 9)^{1/2}}{4\sqrt{\nu - 1}},$$

the sequence of the iterates produced by CoSaMP converges (up to the energy of the noise) to \mathbf{x}^ with a geometric rate of 0.5.*

Roughly speaking, the bound is still inversely proportional to $\sqrt{\nu}$. Hence, it is monotonically increasing with respect to k , indicating our theorem is more effective for a large quantity of k . In fact, for the CoSaMP algorithm, our bound above is superior to the best known result even when $k = K$. To see this, we have the RIP condition $\delta_{4K} \leq 0.31$. In comparison, [NT09] derived a bound $\delta_{4K} \leq 0.1$ and [FR13, Theorem 6.27] improved to $\delta_{4K} < 0.29$ for a geometric rate of 0.5. Thus, our bound here is the best known bound. It is worth mentioning that in [JTK14], they provided a unified analysis of two-stage sparse recovery algorithms and obtained the RIP bound $\delta_{4K} \leq 0.35$ for CoSaMP. Nevertheless, their bound holds only for binary sparse vectors.

Gradient Support Pursuit. The GraSP algorithm generalizes CoSaMP in the sense that GraSP supports a wide class of loss functions rather than the least-squares. To characterize the problem structure, a property called stable restricted Hessian (SRH) was introduced in [BRB13] which is quantitatively equal to the condition number of the Hessian matrix when restricted to sparse directions. In special cases, SRH reduces to

RIP. The hard thresholding operation also emerges in their last step, and hence the SRH requirement can be relaxed like we have done for CoSaMP, implying that GraSP can in reality cope with more difficult statistical models.

Theorem 7. *Suppose the objective function that GraSP minimizes is a twice continuously differentiable function that has μ_{3k+K} -SRH and the smallest eigenvalue of the Hessian matrix restricted on $(3k + K)$ -sparse vectors bounded away from zero. Then GraSP converges with a geometric rate of 0.5 provided that*

$$\mu_{3k+K} \leq 1 + \frac{(\sqrt{\nu} + 1)^{1/2} - 1}{\sqrt{\nu}}.$$

4 Hard Thresholding in Large-Scale Setting

Now we move on to the machine learning setting where our focus is pursuing an optimal sparse solution that minimizes a given objective function based on a set of training samples $Z_1^n := \{Z_i\}_{i=1}^n$. Different from compressed sensing, we usually have sufficient samples which means n can be very large. Formally, we are interested in optimizing the following program:

$$\min_{\mathbf{x} \in \mathbb{R}^d} F(\mathbf{x}; Z_1^n) = \frac{1}{n} \sum_{i=1}^n f(\mathbf{x}; Z_i), \quad \text{s.t. } \|\mathbf{x}\|_0 \leq K, \|\mathbf{x}\|_2 \leq \omega. \quad (4.1)$$

The global optimum of the above problem is denoted by $\hat{\mathbf{x}}$. To ease notation, we will often write $F(\mathbf{x}; Z_1^n)$ as $F(\mathbf{x})$ and $f(\mathbf{x}; Z_i)$ as $f_i(\mathbf{x})$ for $i = 1, 2, \dots, n$. We note that the objective function is presumed to be decomposable with respect to the samples. This is quite a mild condition and most of the popular machine learning models fulfill it. Typical examples include (but not limited to) the sparse linear regression and sparse logistic regression:

- **Sparse Linear Regression:** For all $1 \leq i \leq n$, we have $Z_i = (\mathbf{a}_i, y_i) \in \mathbb{R}^d \times \mathbb{R}$ and the generative model is $\mathbf{y} = \mathbf{A}\mathbf{x}^* + \varepsilon$ for a K -sparse signal \mathbf{x}^* of interest and some observation noise ε . The loss function $F(\mathbf{x}; Z_1^n) = \frac{1}{2n} \|\mathbf{A}\mathbf{x} - \mathbf{y}\|_2^2$ is the least-squares and can be explained by $f(\mathbf{x}; Z_i) = \frac{1}{2} \|\mathbf{a}_i \cdot \mathbf{x} - y_i\|_2^2$.
- **Sparse Logistic Regression:** For all $1 \leq i \leq n$, we have $Z_i = (\mathbf{a}_i, y_i) \in \mathbb{R}^d \times \{+1, -1\}$ and the negative log-likelihood is penalized, i.e., $F(\mathbf{x}; Z_1^n) = n^{-1} \sum_{i=1}^n \log(1 + \exp(-y_i \mathbf{a}_i \cdot \mathbf{x}))$ for which $f(\mathbf{x}; Z_i) = \log(1 + \exp(-y_i \mathbf{a}_i \cdot \mathbf{x}))$.

It is worth mentioning that the objective function $F(\mathbf{x}; Z_1^n)$ is allowed to be non-convex. Hence, in order to ensure the existence of a global optimum, a natural option is imposing an ℓ_p -norm ($p \geq 1$) constraint [LW12, LW15]. Here we choose the ℓ_2 -norm constraint owing to its fast computation. Previous work, e.g., [ANW12] prefers the computationally less efficient ℓ_1 -ball to promote sparsity and to guarantee the existence of optimum. In our problem, yet, we already have imposed the hard sparsity constraint so the ℓ_2 -norm constraint is a better fit.

The major contribution of this section is a novel algorithm termed HT-SVRG to optimize (4.1), tackling one of the most important problems in large-scale machine learning: producing sparse solutions by stochastic methods. We emphasize that the formulation (4.1) is in stark contrast to the ℓ_1 regularized programs considered by previous stochastic solvers such as Prox-SVRG [XZ14] and SAGA [DBL14]. We target here a stochastic algorithm for the *non-convex* problem that is less exploited in the literature. From a theoretical perspective, (4.1) is much harder to analyze but it always produces k -sparse solutions in practice, whereas performance guarantees for convex programs are easier to carry out but one cannot characterize the sparsity of the obtained solution (usually the solution is approximately sparse). When we look at stochastic

algorithms, the ℓ_1 -norm formulation becomes much less effective in terms of sparsity even with a proximal operation, naturally owing to the randomness. See [LLZ09, Xia10, DS09] for more discussion on the issue. We also remark that existing work such as [YLZ13, BRB13, JTK14] investigated the sparsity constrained problem (4.1) in a batch scenario, which is not practical for large-scale learning problems. The perhaps most related work to our new algorithm is [NNW14]. Nonetheless, the optimization error of their algorithm does not vanish.

Our main result shows global linear convergence to the empirical risk minimizer \hat{x} with vanishing optimization error. We illustrate such an appealing behavior by two prevalent statistical models, hence bridging the gap of the lack in theoretical analysis and the practical elegance of stochastic sparsity constrained solvers. We find that the global convergence is attributed to both the tight bound and the variance reduction technique to be introduced below, and examining the necessity of them is an interesting future work. We would also like to remind that readers should distinguish the optimal solution \hat{x} and the true parameter x^* . For instance, suppose that the response y of sparse linear regression model is generated by the true parameter x^* , but minimizing (4.1) does not amount to recovering x^* . In fact, the convergence to x^* of the iterates is only guaranteed to an accuracy reflected by the *statistical precision* of the problem, i.e., $\|x^* - \hat{x}\|_2$, which is the best one can hope for any statistical model [ANW12]. There is numerous insightful work devoted to the minimax rate of the statistical error [Zha10, RWW11], whereas the focus of the paper is establishing convergence to a global optimum \hat{x} .

Algorithm 1 Hard Thresholded Stochastic Variance Reduced Gradient Method (HT-SVRG)

Require: Training samples $\{Z_i\}_{i=1}^n$, maximum stage count S , update frequency m , sparsity parameter k , radius ω , learning rate η , initial solution \tilde{x}^0 .

Ensure: Optimal solution \tilde{x}^S .

- 1: **for** $s = 1$ to S **do**
- 2: Set $\tilde{x} = \tilde{x}^{s-1}$, $\tilde{\mu} = n^{-1} \sum_{i=1}^n \nabla f_i(\tilde{x})$, $x^0 = \tilde{x}$.
- 3: **for** $t = 1$ to m **do**
- 4: Uniformly pick $i_t \in \{1, 2, \dots, n\}$ and update the solution

$$\begin{aligned} b^t &= x^{t-1} - \eta (\nabla f_{i_t}(x^{t-1}) - \nabla f_{i_t}(\tilde{x}) + \tilde{\mu}), \\ r^t &= \mathcal{H}_k(b^t), \\ x^t &= \Pi_\omega(r^t). \end{aligned}$$

- 5: **end for**
 - 6: Uniformly choose $j^s \in \{0, 1, \dots, m-1\}$ and set $\tilde{x}^s = x^{j^s}$.
 - 7: **end for**
-

4.1 Algorithm

Overview. Our algorithm (Algorithm 1) applies the framework of SVRG [JZ13], where the main idea is to leveraging past gradients for the current gradient update for the sake of variance reduction. To guarantee each iterate is k -sparse, it then invokes the hard thresholding operation. Note that the orthogonal projection for r^t will not change the support set, and hence x^t is still k -sparse. Also note that our sparsity constraint reads as $\|x\|_0 \leq K$. What we show below is that when the parameter k is properly chosen (which depends on K), we obtain a globally convergent sequence of iterates. This actually coincides with the merit of [JTK14]. In fact, from a high level, our algorithm can be seen as a stochastic counterpart of [JTK14] though with a different proof technique.

Challenge. The most challenging part on establishing global convergence comes from the hard thresholding

operation $\mathcal{H}_k(\mathbf{r}^t)$. Note that it is \mathbf{b}^t that reduces the objective value in expectation. If \mathbf{b}^t is not k -sparse (usually it is dense), \mathbf{x}^t is not equal to \mathbf{b}^t so it does not decrease the objective function. In addition, compared with the convex proximal operator [DBL14] which guarantees the non-expansiveness of the distance to the optimum, the hard thresholding step can enlarge the distance up to a multiple of 2 (if using the bound (1.2)). What makes it a more serious problem is that such inaccurate iterates \mathbf{x}^t will be used for the next gradient update, and hence the error might be progressively propagated at an exponential rate.

Key Idea. We first bound the curvature from below and above to establish RIP-like condition, which, combined with Theorem 1, downscales the deviation resulting from hard thresholding. Note that ν is always greater than one, hence the curvature bound is necessary. Due to the variance reduction technique, we show that the optimization error vanishes when restricted on a small set of directions as soon as we have sufficient samples.

4.2 Assumptions

Our analysis depends on two assumptions on the curvature of the objective function which have been standard in the literature (see, e.g., [RWY11, ANW12, JTK14]):

(A1) $F(\mathbf{x})$ satisfies the restricted strong convexity (RSC) condition with parameter α_{k+K} .

(A2) For all $1 \leq i \leq n$, $f_i(\mathbf{x})$ satisfies the restricted smoothness (RSS) condition with parameter L_{3k+K} .

Here, we recall that K was first introduced in (4.1) and the parameter k was used in our algorithm. The RSC and RSS conditions are defined as follows:

Definition 8 (Restricted Strong Convexity). A differentiable function $f : \mathbb{R}^d \rightarrow \mathbb{R}$ is said to satisfy the property of restricted strong convexity with positive parameter α_r , if for all vectors $\mathbf{x}, \mathbf{x}' \in \mathbb{R}^d$ with $\|\mathbf{x} - \mathbf{x}'\|_0 \leq r$, it holds that

$$f(\mathbf{x}') - f(\mathbf{x}) - \langle \nabla f(\mathbf{x}), \mathbf{x}' - \mathbf{x} \rangle \geq \frac{\alpha_r}{2} \|\mathbf{x}' - \mathbf{x}\|_2^2.$$

Definition 9 (Restricted Smoothness). A differentiable function $f : \mathbb{R}^d \rightarrow \mathbb{R}$ is said to satisfy the property of restricted smoothness with parameter L_r , if for all vectors $\mathbf{x}, \mathbf{x}' \in \mathbb{R}^d$ with $\|\mathbf{x} - \mathbf{x}'\|_0 \leq r$, it holds that

$$\|\nabla f(\mathbf{x}') - \nabla f(\mathbf{x})\|_2 \leq L_r \|\mathbf{x}' - \mathbf{x}\|_2.$$

One may have noticed that if we assume $f(\mathbf{x})$ is twice continuously differentiable (which holds for various loss functions such as least-squares, logistic loss), the RSC and RSS conditions amount to bounding the curvature of $f(\mathbf{x})$ from below and above when restricted to directions with sparse support, respectively. Compared to the convex algorithms such as SAG [RSB12], SVRG [JZ13] and SAGA [DBL14] that assume strong convexity and smoothness everywhere, we only assume these in a restricted sense. This is more practical especially in the high dimensional regime where the Hessian matrix could be degenerate [ANW12].

4.3 Performance Guarantee

For simplicity, let us denote

$$L = L_{3k+K}, \quad \alpha = \alpha_{k+K}, \quad c = L/\alpha, \tag{4.2}$$

$$T = \max_{\Omega} \{ \|\mathcal{P}_{\Omega}(\nabla F(\hat{\mathbf{x}}))\|_2 : \text{supp}(\hat{\mathbf{x}}) \subseteq \Omega, |\Omega| \leq 3k + K \}, \tag{4.3}$$

$$\kappa = 4\nu\eta^2 T(2L\omega + T)m + 2T\omega/\alpha, \tag{4.4}$$

where we recall that ν is the expansiveness factor given by Theorem 1, η is the learning rate of the algorithm and ω is a universal constant that upper bounds the ℓ_2 norm of the global optimum. Note that the values of T and κ do not depend on the iterates produced by HT-SVRG. Virtually, with an appropriate parameter setting, κ scales as T which will be clear below. Also note that the quantity c is the condition number of the problem when restricted on sparse directions. However, we stress that it is *not* the global condition number, in that the RSS condition is imposed on each $f_i(\mathbf{x})$ rather than $F(\mathbf{x})$. For a particular stage s , we denote $\mathcal{I}^s = \{i_1, i_2, \dots, i_m\}$, i.e., the samples randomly chosen for updating the solution.

Theorem 10 (Linear Convergence of HT-SVRG). *Consider Algorithm 1. Assume (A1) and (A2). Pick the step size $\eta < 1/(4L)$. If $\nu < 4L/(4L - \alpha)$, then for sufficiently large m , the sequence of the iterates $\{\tilde{\mathbf{x}}^s\}_{s \geq 1}$ converges to a global optimum $\hat{\mathbf{x}}$ of (4.1) in the sense that*

$$\mathbb{E} [F(\tilde{\mathbf{x}}^s) - F(\hat{\mathbf{x}})] \leq \beta^s [F(\tilde{\mathbf{x}}^0) - F(\hat{\mathbf{x}})] + \tau, \quad (4.5)$$

where the expectation is taken over $\{\mathcal{I}^1, j^1, \mathcal{I}^2, j^2, \dots, \mathcal{I}^s, j^s\}$. Above, $0 < \beta < 1$ is the convergence coefficient and $\tau \geq 0$ is referred to as the optimization error, both of which depend on the range of ν . In particular, for $1/(1 - \eta\alpha) < \nu < 4L/(4L - \alpha)$, we have

$$\beta_1 = \frac{1}{(2\nu\eta\alpha - 2\nu\eta^2\alpha L - \nu + 1)m} + \frac{2\nu\eta^2\alpha L}{2\nu\eta\alpha - 2\nu\eta^2\alpha L - \nu + 1}, \quad (4.6)$$

$$\tau_1 = \frac{\alpha\kappa}{2(2\nu\eta\alpha - 2\nu\eta^2\alpha L - \nu + 1)(1 - \beta_1)m}. \quad (4.7)$$

For $\nu \leq 1/(1 - \eta\alpha)$, we have

$$\beta_2 = \frac{1}{\nu\eta\alpha(1 - 2\eta L)m} + \frac{2\eta L}{1 - 2\eta L}, \quad \tau_2 = \frac{\kappa}{2\nu\eta\alpha(1 - 2\eta L)(1 - \beta_2)m}. \quad (4.8)$$

Remark 11. From the theorem, we know that in order to guarantee the convergence, the quantity of $\sqrt{\nu}$ should be less than $\sqrt{4/3} \approx 1.15$ due to $L \geq \alpha$. Hence, the conventional bound (1.2) is not applicable. In contrast, Theorem 1 asserts that this condition can be fulfilled by tuning k slightly larger than K .

For the sake of success of our algorithm, we require that ν is smaller than $4c/(4c - 1)$, which implies $\rho < 1/(16c^2 - 4c)$. Recall that ρ is given in Theorem 1. In general, we are interested in the regime $K \leq k \ll d$. Hence, we have $\rho = K/k$ and the minimum requirement for the sparsity parameter is $k > (16c^2 - 4c)K$. We note that to our knowledge, the idea of relaxed sparsity was first given in [JTK14] to show linear convergence of projected gradient descent. However, the sparsity parameter in our work emerges in a different way. We also emphasize that in that work, the smoothness parameter is computed on $F(\mathbf{x})$, which implies that the condition number therein is smaller than ours, hence a milder condition on k . However, as we will demonstrate in Section 5, HT-SVRG does not degrade too much when compared to [JTK14]. So we conjecture that the local smoothness parameter L can be refined.

We also contrast our tight bound to the inequality (2.11) that is obtained by combining the triangle inequality and Lemma 1 of [JTK14]. By a simple calculation, (2.11) results in a dependency

$$k \geq \left(1 - \left(\sqrt{4c(4c - 1)^{-1}} - 1\right)^2\right) d + \left(\sqrt{4c(4c - 1)^{-1}} - 1\right)^2 K$$

which grows with the dimension d , whereas using Theorem 1 the sparsity parameter k depends only on the desired sparsity K . In light of this, we conclude that our bound is vital especially in the high dimensional setting.

Another component of the algorithm is the update frequency m . Intuitively, HT-SVRG performs m number of stochastic gradient update followed by a full gradient evaluation, in order to mitigate the variance. In this light, m should not be too small. Otherwise, the algorithm reduces to the full gradient method which is not computationally efficient. On the other spectrum, a large m leads to a slow convergence since it amounts to applying a stochastic gradient method. The dependency of β_1 (or β_2) on the parameter m makes this more apparent. To quantitatively analyze how m should be selected, let us consider the second case, i.e., $\nu \leq 1/(1 - \eta\alpha)$ for example. The first case follows in a similar way. In order to ensure $\beta_2 < 1$, we must have $m > 1/(\nu\eta\alpha(1 - 4\eta L)) > (4L - \alpha)/(4\eta L(1 - 4\eta L)\alpha)$. Picking $\eta = \mathcal{O}(1/L)$, we find that the update frequency m has to scale as $m \geq \mathcal{O}(c)$, which is of the same order as in the convex case [JZ13].

Tradeoff between β and k . As we have fully characterized the convergence behavior, it is interesting to analyze the tradeoff between the sparsity parameter k and the convergence coefficient β . Note that due to $\eta < 1/(4L)$, β_1 is monotonically increasing with respect to ν . By Theorem 1, we know that ν is decreasing with respect to k . Thus, we conclude that a larger quantity of k results in a smaller value of β_1 , and hence a faster rate. Interestingly, for the second case, we obtain a contrary result: the smaller the k tends, the faster the algorithm converges. Combining these two cases, we have the following consequence:

Proposition 12. *Fix η and m . Then the optimal choice of ν in Theorem 10 is $\nu = 1/(1 - \eta\alpha)$ in the sense that the convergence coefficient β attains the minimum quantity. In this case, we have $k = K(1 - \eta\alpha)/(\eta^2\alpha^2)$ which is proportional to $(L/\alpha)^2$ if we pick $\eta = \mathcal{O}(1/L)$.*

Remark 13. Note that the result regarding the optimal choice of β is exclusively heuristic. This is because we are minimizing an upper bound which may not be sharp.

Optimization Error. The last ingredient of our theorem is the optimization error τ which measures the distance of the iterates to the global optimum. Intuitively, the magnitude of τ indicates how close the solution of (4.1) is to that without the sparsity constraint. In particular, consider that the gradient of $F(\mathbf{x})$ vanishes at $\mathbf{x} = \hat{\mathbf{x}}$. By specifying admissible values to η , ν and m , we obtain the following corollary for Theorem 10:

Corollary 14. *Assume (A1), (A2) and $\nabla F(\hat{\mathbf{x}}) = 0$. Pick $k = 25c^2K$. Then, the sequence of the k -sparse solutions $\{\tilde{\mathbf{x}}^s\}_{s \geq 1}$ produced by Algorithm 1 with $m \geq 12.5(5c - 1)$ and $\eta = 1/(5L)$ converges to the global optimum of (4.1) with a geometric rate of 0.8, i.e., $\mathbb{E}[F(\tilde{\mathbf{x}}^s) - F(\hat{\mathbf{x}})] \leq 0.8^s [F(\tilde{\mathbf{x}}^0) - F(\hat{\mathbf{x}})]$.*

We isolate the corollary because it implies that if one is solving a convex problem without the sparsity constraint but the optimal solution happens to be sparse, it is safe to perform hard thresholding without loss of optimality. We exemplify this with another convex algorithm SAGA [DBL14] in Appendix E. In the noiseless compressed sensing setting where $\mathbf{y} = \mathbf{A}\mathbf{x}^*$, the corollary guarantees that HT-SVRG exactly recovers the underlying true signal \mathbf{x}^* when $F(\mathbf{x})$ is chosen as the least-squares loss. This is simply due to the fact that we have $\hat{\mathbf{x}} = \mathbf{x}^*$ and $\nabla F(\hat{\mathbf{x}}) = \mathbf{A}^\top(\mathbf{A}\mathbf{x}^* - \mathbf{y}) = 0$.

Now we proceed with a more involved analysis to bound the quantity τ . We point out that the optimization error τ in Theorem 10 is dominated by the quantity T . To see this, we consider the choice $\eta = \eta'/L$ for some constant $\eta' < 1/4$ and $\nu = 1/(1 - \eta\alpha)$ as an example. Note that such a choice only simplifies the constants. One may derive similar results for other ν as long as the step size is inversely proportional to L , which is actually a common practice in the literature [Nes04]. As we have discussed, the update frequency m has to be large enough, i.e.,

$$m > \frac{c - \eta'}{\eta'(1 - 4\eta')}. \quad (4.9)$$

Let us pick m such that

$$1 - 4\eta' - \frac{c - \eta'}{\eta'm} = \frac{\omega}{\alpha \min\{1, L\}}. \quad (4.10)$$

In this way and picking ω larger than 0.5, we have

$$\tau = \left[(1 - 4\eta') \min\{1, L\} - \frac{1}{\alpha} \right] T + 4\eta' \min\{1, L\} \cdot T + \frac{2\eta' \min\{1, L\}}{L\omega} T^2 < T^2 + T. \quad (4.11)$$

Thus, it is evident that the optimization error is determined by the quantity of T , i.e., the maximum ℓ_2 norm of the gradient evaluated at the optimum $\hat{\mathbf{x}}$ when restricted on a sparse direction. In particular, when $T \leq 1$, $\tau = \mathcal{O}(T)$.

Based on the above discussion, we are in the position to characterize the optimization error τ . For the purpose of a concrete result, we study the sparse linear regression and sparse logistic regression problems. These are two of the most popular statistical model in the literature and have found a variety of applications in machine learning and statistics [RWY11, ANW12].

For sparse linear regression, we presume that there is a true sparse parameter \mathbf{x}^* that generates the observations:

$$\mathbf{y} = \mathbf{A}\mathbf{x}^* + \boldsymbol{\varepsilon}, \quad (4.12)$$

where \mathbf{A} is the design matrix and $\boldsymbol{\varepsilon}$ is some observation noise. Then, one may optimize an ℓ_2 regularized least-squares function in order to (approximately) estimate the parameter:

$$\min_{\mathbf{x}} F(\mathbf{x}) \stackrel{\text{def}}{=} \frac{1}{2n} \sum_{i=1}^n \|y_i - \mathbf{a}_i \cdot \mathbf{x}\|_2^2 + \frac{\gamma}{2} \|\mathbf{x}\|_2^2, \quad \text{s.t. } \|\mathbf{x}\|_0 \leq K, \|\mathbf{x}\|_2 \leq \omega. \quad (4.13)$$

For sparse logistic regression, it assumes that the label (+1 or -1) is determined by a conditional probability as follows:

$$\mathbb{P}(y_i \mid \mathbf{a}_i; \mathbf{x}^*) = \frac{\exp(2y_i \mathbf{a}_i^\top \mathbf{x}^*)}{1 + \exp(2y_i \mathbf{a}_i^\top \mathbf{x}^*)}, \quad \forall 1 \leq i \leq n. \quad (4.14)$$

It then learns the parameter by minimizing ℓ_2 regularized negative log-likelihood:

$$\min_{\mathbf{x}} F(\mathbf{x}) \stackrel{\text{def}}{=} \frac{1}{n} \sum_{i=1}^n \log \left(1 + \exp(-2y_i \mathbf{a}_i^\top \mathbf{x}) \right) + \frac{\gamma}{2} \|\mathbf{x}\|_2^2, \quad \text{s.t. } \|\mathbf{x}\|_0 \leq k, \|\mathbf{x}\|_2 \leq \omega. \quad (4.15)$$

For both problems, we focus on the sub-Gaussian design matrix \mathbf{A} . There are several ways to define a sub-Gaussian random variable. Below we provide two of them:

Definition 15 (Sub-Gaussian Random Variable). A centered random variable $\theta \in \mathbb{R}$ is called σ -sub-Gaussian if for all $z \in \mathbb{R}$,

$$\mathbb{E}_\theta[\exp(\theta z)] \leq \exp\left(\frac{\sigma^2 z^2}{2}\right), \quad (4.16)$$

or equivalently

$$\mathbb{P}(|\theta| > z) \leq 2 \exp\left(-\frac{z^2}{2\sigma^2}\right). \quad (4.17)$$

Classical examples of sub-Gaussian random variables are Gaussian, Bernoulli and all bounded ones. Note that the parameter σ is usually interpreted as the variance [Ver10]. In the sections to follow, we may need the following assumption:

(A3) The entries of the design matrix \mathbf{A} are i.i.d. σ -sub-Gaussian with zero mean.

Armed with the sub-Gaussian condition, we establish the following that shows a vanishing optimization error for both problems.

Lemma 16. *Consider the sparse linear regression model (4.12). Assume (A3). Further assume that the elements of the random noise ϵ are i.i.d. σ_0 -sub-Gaussian that is independent of \mathbf{A} . Then as soon as $n \geq C_0 \log d$ for some absolute constant C_0 , with probability at least $1 - 2d^{-1}$,*

$$T \leq \sigma^2 \|\hat{\mathbf{x}} - \mathbf{x}^*\|_2 \sqrt{\frac{C_0(3k+K) \log d}{n}} + \sigma_0 \sigma \sqrt{\frac{C_0(3k+K) \log d}{n}} + \gamma \|\hat{\mathbf{x}}\|_2.$$

Proposition 17. *Consider the sparse linear regression model (4.12). Assume (A1), (A2) and (A3). Then with probability at least $1 - 2d^{-1}$, the sequence of the iterates $\{\mathbf{x}^s\}_{s \geq 1}$ produced by HT-SVRG converges linearly to the global optimum $\hat{\mathbf{x}}$ with vanishing optimization error τ that scales as $\mathcal{O}\left(\max\{\sigma, \sigma_0\} \sigma \sqrt{(3k+K)n^{-1} \log d}\right)$, provided that $n \geq C_0(3k+K) \log d$ for some absolute constant C_0 and the regularization parameter γ is not greater than $\mathcal{O}\left(\sqrt{(3k+K)n^{-1} \log d}\right)$.*

Proposition 18. *Consider the sparse logistic regression model (4.15). Assume (A1), (A2) and (A3). Then with probability at least $1 - 4d^{-1}$, the sequence of the iterates produced by HT-SVRG converges linearly to the global optimum with vanishing optimization error $\tau = \mathcal{O}\left(\sigma \sqrt{(3k+K)n^{-1} \log d}\right)$, provided that $n \geq C_0(3k+K) \log d$ and γ is not larger than $\mathcal{O}\left(\sqrt{(3k+K)n^{-1} \log d}\right)$.*

Computational Complexity. Now we compare the time complexity of HT-SVRG to that of projected gradient descent (PGD) [JTK14], which is a batch counterpart to HT-SVRG. First, we remark that the analysis of PGD is based on the smoothness parameter of $F(\mathbf{x})$ at sparsity level $2k+K$. We denote it as L' and accordingly, we write $c' = L'/\alpha$. To achieve accuracy ϵ , PGD requires $\mathcal{O}(c' \log(1/\epsilon))$ iterations, hence the total computational complexity is given by $\mathcal{O}(ndc' \log(1/\epsilon))$. For HT-SVRG, we consider $\nu = 1/(1 - \eta\alpha)$ with $\eta = \eta'/L$ for some constant $\eta' < 1/4$. Furthermore, we pick $m = 2(c - \eta')/(\eta'(1 - 6\eta'))$. In this way, we obtain a constant convergence coefficient $\beta = 0.5$. Hence, HT-SVRG needs $\mathcal{O}(\log(1/\epsilon))$ iterations. In each stage, HT-SVRG computes a full gradient $\tilde{\mu}$ followed by m times stochastic updates. Therefore, the total complexity of HT-SVRG is given by $\mathcal{O}((n+c)d \log(1/\epsilon))$ by noting the fact $m = \mathcal{O}(c)$.

It remains to compare the quantity nc' of PGD to $n+c$ of HT-SVRG. It turns out that if the covariance matrix is the identity, $c' = \mathcal{O}(1)$, as shown below.

Proposition 19. *Assume (A3). Then there exists some absolute constant C_1 , such that with probability at least $1 - 2 \exp(-n/(8C_1))$, the condition number c' of sparse linear regression is bounded by the constant 3 provided that $n \geq 8C_1(3k+K) \log(ed/(3k+K))$.*

Proposition 20. *Assume (A3). Then there exist absolute constant C_0 and C_1 , such that the condition number c' of sparse logistic regression is upper bounded by 8.16 with probability at least $1 - \exp(1 - C_0/(\sigma^2 \omega^2)) - 2 \exp(-n/(8C_1))$, provided that $n > 8C_1(3k+K) \log(ed/(3k+K))$.*

For the condition number c , we find that it scales as $\mathcal{O}(k \log(d/k) \sigma^2)$, which is a consequence of Lemma 2.3 of [PV13]. Therefore, in this regime, HT-SVRG performs comparably to PGD in terms of computational efficiency. However, if we consider a general covariance matrix, such that $c' = \mathcal{O}(n)$ or $c' = o(n)$, then one quickly observes that HT-SVRG is superior to PGD.

4.4 A Concurrent Work

After we posted the first version [SL16] on arXiv, Li et al. made their work [LZA⁺16] public where a similar algorithm to HT-SVRG was presented. However, their theoretical analysis applies only to convex objective functions while we allow the function $F(x)$ to be non-convex. We also note that some theoretical results in [LZA⁺16] are partially correct. To show the global convergence, [LZA⁺16] requires the step size to be lower bounded away from zero. In Theorem 10, we prove that any step size smaller than $1/(4L)$ can be used. We also fully characterize the convergence behavior of the algorithm by showing the tradeoff between the sparsity parameter k and the convergence coefficient β . Such a theoretical understanding is not covered in [LZA⁺16].

5 Experiments

5.1 Sparse Recovery

To understand the practical behavior of our algorithm as well as to justify the theoretical analysis, we perform numerical experiments for sparse recovery.

Data Generation. We follow the setting in [TG07], i.e., the data dimension d is fixed as 256 and we generate an $n \times d$ Gaussian random sensing matrix A whose entries are independently and identically distributed with zero mean and variance $1/n$. Then 1000 K -sparse signals are independently generated, where the support of each signal is uniformly distributed over the index set $\{1, 2, \dots, d\}$. That is, we run our algorithm and baselines for 1000 trials. The measurements y for each signal x is obtained by $y = Ax$, i.e., noise free. In this way, we are able to study the convergence rate by plotting the logarithm of the objective value since the optimum is known to be zero.

Baselines. We mainly compare with two closely related algorithms: IHT [BD09] and projected gradient descent (PGD) [JTK14]. Both of them compute the full gradient of the least-squares loss followed by hard thresholding. Yet, PGD is more general, in the sense that it allows the sparsity parameter k to be larger than the true sparsity K ($k = K$ for IHT) and a flexible step size η ($\eta = 1$ for IHT). Hence, PGD can be viewed as a batch counterpart of our method HT-SVRG.

Evaluation Metric. We say a signal x is successfully recovered by \hat{x} if

$$\frac{\|\hat{x} - x\|_2}{\|x\|_2} < 10^{-3}. \quad (5.1)$$

In this way, we can compute the percentage of success over the 1000 trials for each algorithm.

Parameter Setting. If not specified, we set the update frequency $m = 3n$, $k = 9K$, $S = 10000$ for HT-SVRG. We use the heuristic step size $\eta = 2/\text{svds}(AA^\top)$ for HT-SVRG and PGD, where $\text{svds}(AA^\top)$ returns the largest singular value of the matrix AA^\top . Since for each stage, HT-SVRG computes the full gradient for $(2m/n + 1)$ times, we run the IHT and PGD for $(2m/n + 1)S$ iterations for fair comparison, i.e., they have the same number of full gradient evaluations.

Our first simulation aims at offering a big picture on the recovery performance. To this end, we vary the number of measurements n from 1 to 256, roughly with a step size 8. We also study the performance with respect to the true sparsity parameter K , which ranges from 1 to 26, roughly with step size 2. The results are illustrated in Figure 1, where a brighter block means a higher percentage of success and the brightest ones indicate exact sparse recovery. It is apparent that PGD and HT-SVRG require fewer measurements for an accurate recovery than IHT, possibly due to the flexibility in sparsity parameter and step size. We also observe that as a stochastic algorithm, HT-SVRG performs comparably to PGD. This suggests that HT-SVRG is an appealing solution to large-scale sparse learning problems for which the condition number

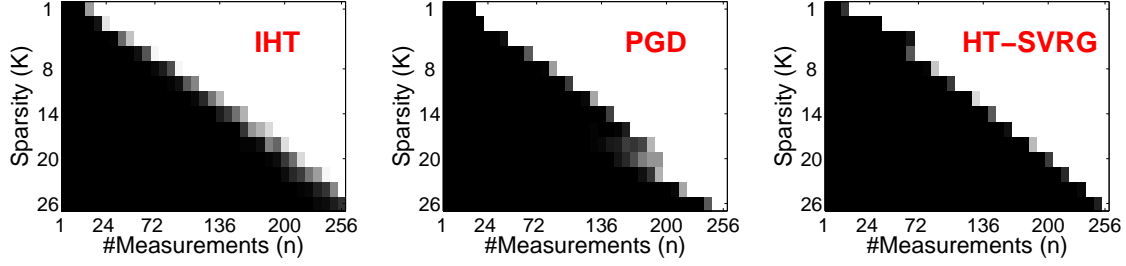


Figure 1: **Percentage of exact signal recovery under various sparsity and sample size.** Values range from 0 to 100, where brighter color means higher percentage of success (the brightest block corresponds to the value of 100). PGD admits a higher percentage of recovery compared to IHT because it flexibly chooses the step size and sparsity parameter. As a stochastic variant, HT-SVRG performs comparably to the batch counterpart PGD.

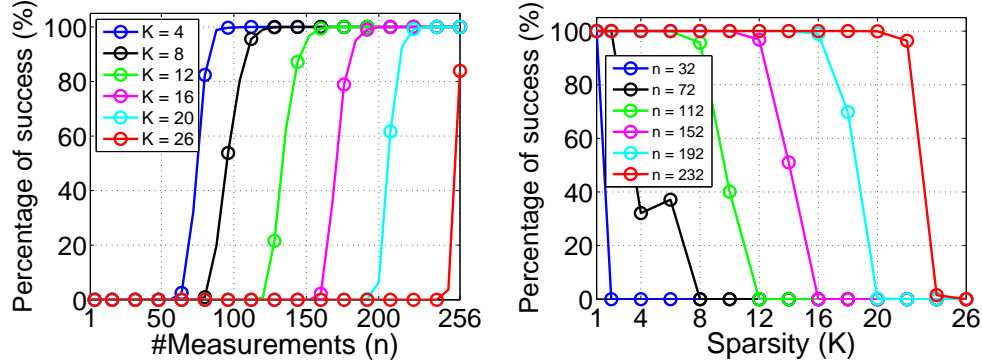


Figure 2: **Percentage of success of HT-SVRG against the number of measurements (left) and sparsity (right).**

may grow with the sample size. In Figure 2, we exemplify some of the results obtained from HT-SVRG by plotting a number of curves, so that one can examine the quantity of the percentage of success.

Based on the results in Figure 1, we have an estimation on the minimum requirement of the sample size which ensures accurate (or exact) recovery. Now we are to investigate how many measurements are needed to guarantee a success percentage of 95% and 99%. To this end, for each sparsity parameter K , we look for the number of measurements n_0 from Figure 1 where 90 percents of success is achieved. Then we carefully enlarge n_0 with step size 1 and run the algorithms. The empirical results are recorded in Figure 3, where the circle markers represent the empirical results with different colors indicating different algorithms, e.g., red circle for empirical observation of HT-SVRG. Then we fit these empirical results by linear regression, which are plotted as solid lines, e.g., the green line is a fitted model for IHT. We find that n is almost linear with K . Especially, the curve of HT-SVRG is nearly on top of that of PGD, which again verifies HT-SVRG is an attractive alternative to the batch method.

Next, we turn to investigate the influence of the parameters, i.e., the sparsity parameter k , update frequency m and step size η on the convergence behavior of HT-SVRG. We generate 1000 signals (i.e., 1000 trials) with data dimension $d = 256$. We set the true sparsity $K = 4$ and collect 100 measurements for each signal, i.e., $n = 100$. Note that the standard setting we employed is $k = 9K = 36$, $m = 3n = 300$ and $\eta_0 = 2/\text{svds}(\mathbf{A}\mathbf{A}^\top) \approx 0.3$. Each time we vary one of these parameters while fixing the other two, and the results are plotted in Figure 4. We should point out that although the convergence result (Theorem 10)

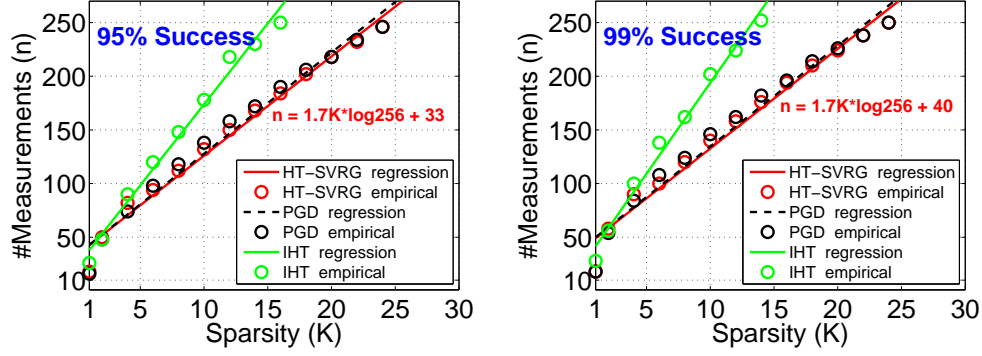


Figure 3: **Minimum number measurements to achieve 95% and 99% percentage of success.** Red equation indicates the linear regression of HT-SVRG. The markers and curves for HT-SVRG are almost on top of PGD, which again justifies that HT-SVRG is an appealing stochastic alternative to the batch method PGD.

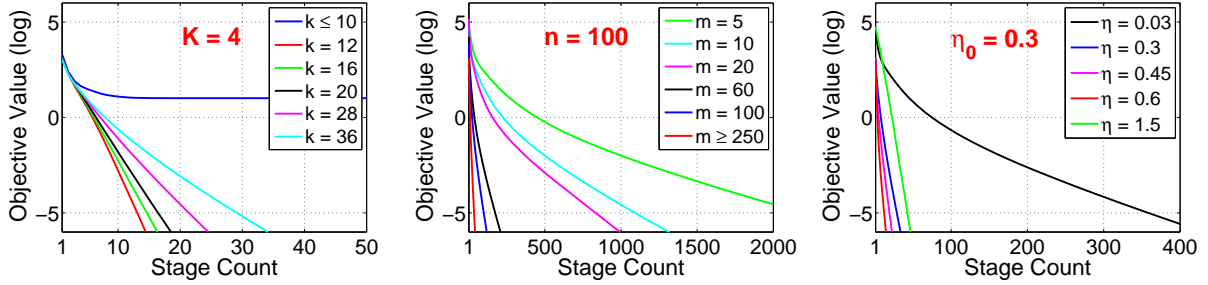


Figure 4: **Convergence of HT-SVRG with different parameters.** We have 100 measurements for the 256-dimensional signal where only 4 elements are non-zero. The standard setting is $k = 36$, $m = 300$ and $\eta = 0.3$. **Left:** If the sparsity parameter k is not greater than 10, HT-SVRG will not recover the signal. On the other hand, if we pick a large value for k , we suffer a slow convergence rate and more computational cost. **Middle:** The update frequency m can be sufficiently small while still results in convergence. Yet, the tradeoff here is that, small m leads to frequent full gradient evaluation and slow convergence, whereas large m admits fast rate but more computation within each stage. **Right:** We observe divergence when $\eta \geq 3$ and decreasing the step size yields a slow rate of convergence.

is deterministic, the vanishing optimization error (Prop. 17) is guaranteed under a probabilistic argument. Hence, it is possible that for a specific configuration of parameters, 97% of the signals are exactly recovered but HT-SVRG fails on the remaining, as we have observed in, e.g., Figure 2. Clearly, we are not supposed to average all the results to examine the convergence rate. For our purpose, we set a threshold as 95%, that is, the curve averages over the success trials if more than 95% percents of the signals are exactly recovered. Otherwise, we assert that the set of parameters cannot ensure convergence and the curve averages over these failure signals. The left panel of Figure 4 verifies the condition that k should be larger than K , while the second sub-figure shows the update frequency m can be reasonably small in the price of a slow convergence rate. Finally, the empirical study demonstrates that our heuristic choice $\eta = \eta_0$ works well, and when $\eta > 3$, the objective value exceeds 10^{120} within 3 stages (which cannot be depicted in the figure). For very small step sizes, we plot the convergence curve by gradually enlarging the update frequency m in Figure 5. The empirical results agree with Theorem 10 that for any $\eta < 1/(4L)$, HT-SVRG converges as soon as m is large enough.

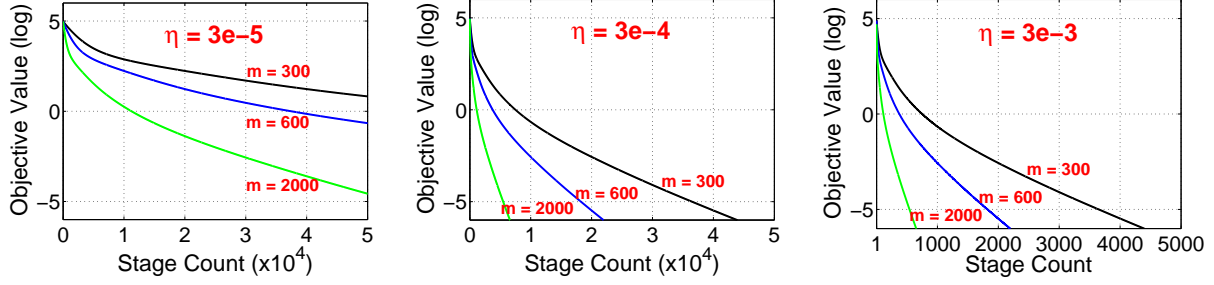


Figure 5: **Convergence behavior under small step size.** We observe that as long as we pick a sufficiently large value for m , HT-SVRG always converges. This is not surprising since our theorem already guarantees for any $\eta < 1/(4L)$, HT-SVRG will converge if m is large enough. Also note that the geometric convergence rate is observed after certain iterations, e.g., for $\eta = 3 \times 10^{-5}$, the $\log(\text{error})$ decreases linearly after 20 thousands iterations.

5.2 Classification

In addition to the application of sparse recovery, we illustrated that HT-SVRG can deal with binary classification by minimizing the sparse logistic regression problem (4.15). Here, we study the performance on a realistic image dataset MNIST², consisting of 60 thousands training samples and 10 thousands samples for testing. There is one digit on each image of size 28-by-28, hence totally 10 classes. Some of the images are shown in Figure 6.




Figure 6: **Sample images in MNIST database.**

Parameter Setting. The update frequency m is fixed at $m = 3n$, a common practice suggested by [JZ13]. We compute the heuristic step size η as in previous section, i.e., $\eta = 2/\text{svds}(\mathbf{A}\mathbf{A}^\top) \approx 10^{-3}$. Since for the real-world dataset, the true sparsity is actually unknown, we tune the sparsity parameter k and study the performance of the algorithm. Finally, the ℓ_2 -norm penalty γ is set to 10^{-5} , a small value to ensure vanishing optimization error as suggested by Prop. 18.

First, we visualize 5 pair-wise models learned by HT-SVRG in Figure 7, where each row is associated with a binary classification task indicated by the two digits at the beginning of the row, and the subsequent red-blue figures are used to illustrate the learned models under different sparsity parameter. For example, the

²<http://yann.lecun.com/exdb/mnist/>

third colorful figure depicted on the second row corresponds with recognizing a digit is “1” or “7” with the sparsity of 30. In particular, for each pair, we label the small digit as positive and the large one as negative, and the blue and red pixels are the weights with positive and negative values respectively. Apparently, the models we learned are discriminative enough.

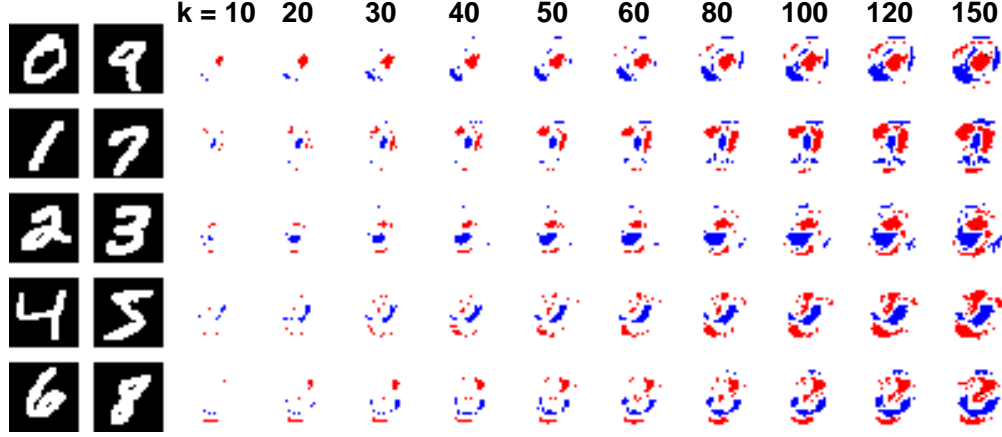


Figure 7: **Visualization of the models.** We visualize 5 models learned by HT-SVRG under different choices of sparsity shown on top of each column. Note that the feature dimension is 784. From the top row to the bottom row, we illustrate the models of “0 vs 9”, “1 vs 7”, “2 vs 3”, “4 vs 5” and “6 vs 8”, where for each pair, we label the small digit as positive and the large one as negative. The red color represents negative weights while the blue pixels correspond with positive weights.

We also quantitatively show the convergence and accuracy curve in Figure 8. Note that here, the y -axis is the objective value $F(\tilde{\mathbf{x}}^s)$ rather than $\log(F(\tilde{\mathbf{x}}^s) - F(\hat{\mathbf{x}}))$, due to the fact that computing the optimum of (4.15) is NP-hard. Generally speaking, HT-SVRG converges quite fast and usually attains the near minimal objective within 20 stages. It is not surprising to see that choosing a large quantity for the sparsity leads to a better (lower) objective value. But we point out that in practice, a small assignment for the sparsity, e.g., $k = 70$ facilitates an efficient computation while still suffices to ensure fast convergence and accurate prediction.

6 Conclusion and Open Problems

In this paper, we have provided a tight bound on the deviation resulting from the hard thresholding operator, which underlies a vast volume of algorithms developed for sparsity constrained problems. Our derived bound is universal over all choices of parameters and we have proved that it cannot be improved without further information on the signals. We have discussed the implications of our result to the community of compressed sensing and machine learning, and have demonstrated that the theoretical results of a number of popular algorithms in the literature can be advanced. In addition, we have devised a novel algorithm which tackles the problem of sparse learning in large-scale setting. We have elaborated that our algorithm is guaranteed to produce global optimal solution for prevalent statistical models only when it is equipped with the tight bound, hence justifying that the conventional bound is not applicable in the challenging scenario.

There are several interesting open problems. The first question to ask is whether one can establish sharp RIP condition or sharp phase transition for hard thresholding based algorithms such as IHT and CoSaMP with the tight bound. It would be also interesting to study the maximum value of the sparsity parameter k , i.e., the fundamental limit. Moreover, compared to the hard thresholded SGD method [NNW14], HT-SVRG

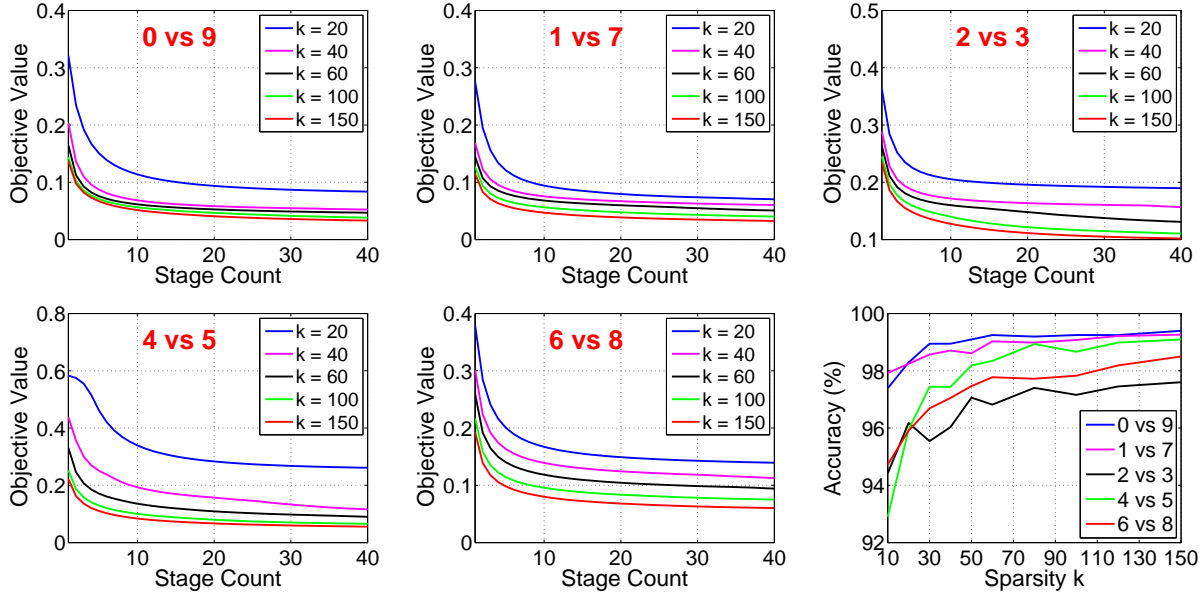


Figure 8: **Quantitative results on convergence and accuracy.** The first 5 figures demonstrate the convergence behavior of HT-SVRG for each binary classification task, where curves with different colors represent the objective value against number of stages under different sparsity k . Generally speaking, HT-SVRG converges within 20 stages which is a very fast rate. The last figure reflects the classification accuracy against the sparsity for all 5 classification tasks, where we find that for a moderate choice, e.g., $k = 70$, it already guarantees an accurate prediction (we recall the dimension is 784).

admits a vanishing optimization error. This poses a question whether we are able to prove the necessity of variance reduction for such a sparsity-constrained problem. Finally, in light of the result of [JTK14], we conjecture that it is actually possible to get rid of the optimization error τ in Theorem 10, which may require a more sophisticated proof technique.

A Technical Lemmas

We present some useful lemmas that will be invoked by subsequent analysis.

Lemma 21. *Let $\Omega \subseteq \{1, 2, \dots, d\}$ be a support set. For all \mathbf{x} and $\mathbf{x}' \in \mathbb{R}^d$, it follows that*

$$\langle \mathbf{x}, \mathcal{P}_\Omega(\mathbf{x}') \rangle = \langle \mathcal{P}_\Omega(\mathbf{x}), \mathbf{x}' \rangle = \langle \mathcal{P}_\Omega(\mathbf{x}), \mathcal{P}_\Omega(\mathbf{x}') \rangle. \quad (\text{A.1})$$

In particular, if $\text{supp}(\mathbf{x}) \subseteq \Omega$, we have

$$\langle \mathbf{x}, \mathcal{P}_\Omega(\mathbf{x}') \rangle = \langle \mathbf{x}, \mathbf{x}' \rangle. \quad (\text{A.2})$$

Proof. The results can be established by simple algebra. \square

The following lemma is a characterization of the co-coercivity of the objective function $F(\mathbf{x})$. A similar result was obtained in [NNW14, Corollary 8] but we present a refined analysis which is essential for our purpose.

Lemma 22. *For a given support set Ω , assume that the continuous function $F(\mathbf{x})$ is $M_{|\Omega|}$ -RSS and is m_K -RSC for some sparsity level K . Then, for all vectors \mathbf{w} and \mathbf{w}' with $|\text{supp}(\mathbf{w} - \mathbf{w}') \cup \Omega| \leq K$, we have*

$$\|\nabla_\Omega F(\mathbf{w}') - \nabla_\Omega F(\mathbf{w})\|_2^2 \leq 2M_{|\Omega|}(F(\mathbf{w}') - F(\mathbf{w}) - \langle \nabla F(\mathbf{w}), \mathbf{w}' - \mathbf{w} \rangle).$$

Proof. We define an auxiliary function

$$G(\mathbf{x}) \stackrel{\text{def}}{=} F(\mathbf{x}) - \langle \nabla F(\mathbf{w}), \mathbf{x} \rangle.$$

For all vectors \mathbf{x} and \mathbf{y} , we have

$$\|\nabla G(\mathbf{x}) - \nabla G(\mathbf{y})\|_2 = \|\nabla F(\mathbf{x}) - \nabla F(\mathbf{y})\|_2 \leq M_{|\text{supp}(\mathbf{x} - \mathbf{y})|} \|\mathbf{x} - \mathbf{y}\|_2,$$

which is equivalent to

$$G(\mathbf{x}) - G(\mathbf{y}) - \langle \nabla G(\mathbf{y}), \mathbf{x} - \mathbf{y} \rangle \leq \frac{M_r}{2} \|\mathbf{x} - \mathbf{y}\|_2^2, \quad (\text{A.3})$$

where $r = |\text{supp}(\mathbf{x} - \mathbf{y})|$. On the other hand, due to the RSC property of $F(\mathbf{x})$, we obtain

$$G(\mathbf{x}) - G(\mathbf{w}) = F(\mathbf{x}) - F(\mathbf{w}) - \langle \nabla F(\mathbf{w}), \mathbf{x} - \mathbf{w} \rangle \geq \frac{m_{|\text{supp}(\mathbf{x} - \mathbf{w})|}}{2} \|\mathbf{x} - \mathbf{w}\|_2^2 \geq 0,$$

provided that $|\text{supp}(\mathbf{x} - \mathbf{w})| \leq K$. For the given support set Ω , we pick $\mathbf{x} = \mathbf{w}' - \frac{1}{M_{|\Omega|}} \nabla_\Omega G(\mathbf{w}')$. Clearly, for such a choice of \mathbf{x} , we have $\text{supp}(\mathbf{x} - \mathbf{w}) = \text{supp}(\mathbf{w} - \mathbf{w}') \cup \Omega$. Hence, by assuming that $|\text{supp}(\mathbf{w} - \mathbf{w}') \cup \Omega|$ is not larger than K , we get

$$\begin{aligned} G(\mathbf{w}) &\leq G\left(\mathbf{w}' - \frac{1}{M_{|\Omega|}} \nabla_\Omega G(\mathbf{w}')\right) \\ &\stackrel{(\text{A.3})}{\leq} G(\mathbf{w}') + \left\langle \nabla G(\mathbf{w}'), -\frac{1}{M_{|\Omega|}} \nabla_\Omega G(\mathbf{w}') \right\rangle + \frac{1}{2M_{|\Omega|}} \|\nabla_\Omega G(\mathbf{w}')\|_2^2 \\ &= G(\mathbf{w}') - \frac{1}{2M_{|\Omega|}} \|\nabla_\Omega G(\mathbf{w}')\|_2^2. \end{aligned}$$

Now expanding $\nabla_\Omega G(\mathbf{w}')$ and rearranging the terms gives the desired result. \square

Lemma 23. Let Ω be a support set such that $\text{supp}(\mathbf{x}^{t-1}) \cup \text{supp}(\tilde{\mathbf{x}}) \cup \text{supp}(\hat{\mathbf{x}}) \subseteq \Omega$. Put $r = |\Omega|$. Assume that for all $1 \leq i \leq n$, the function $f_i(\mathbf{x})$ has the RSS property with parameter L_r . For a fixed stage $1 \leq s \leq S$ and $1 \leq t \leq m$, denote $\mathbf{v}^t = \nabla f_{i_t}(\mathbf{x}^{t-1}) - \nabla f_{i_t}(\tilde{\mathbf{x}}) + \tilde{\boldsymbol{\mu}}$. Then, conditioned on \mathbf{x}^{t-1} , we have the following expectation on the energy of \mathbf{v}^t restricted on Ω :

$$\mathbb{E}_{i_t|\mathbf{x}^{t-1}} \|\mathcal{P}_\Omega(\mathbf{v}^t)\|_2^2 \leq 4L_r [F(\mathbf{x}^{t-1}) - F(\hat{\mathbf{x}})] + 4L_r [F(\tilde{\mathbf{x}}) - F(\hat{\mathbf{x}})] - 4L_r \langle \nabla F(\hat{\mathbf{x}}), \mathbf{x}^{t-1} + \tilde{\mathbf{x}} \rangle + 4 \|\mathcal{P}_\Omega(\nabla F(\hat{\mathbf{x}}))\|_2^2. \quad (\text{A.4})$$

Proof. We have

$$\|\mathcal{P}_\Omega(\mathbf{v}^t)\|_2^2 = \|\mathcal{P}_\Omega(\nabla f_{i_t}(\mathbf{x}^{t-1}) - \nabla f_{i_t}(\tilde{\mathbf{x}}) + \tilde{\boldsymbol{\mu}})\|_2^2 \quad (\text{A.5})$$

$$\leq 2 \|\mathcal{P}_\Omega(\nabla f_{i_t}(\mathbf{x}^{t-1}) - \nabla f_{i_t}(\hat{\mathbf{x}}))\|_2^2 + 2 \|\mathcal{P}_\Omega(\nabla f_{i_t}(\tilde{\mathbf{x}}) - \nabla f_{i_t}(\hat{\mathbf{x}}) - \tilde{\boldsymbol{\mu}})\|_2^2 \quad (\text{A.6})$$

$$= 2 \|\mathcal{P}_\Omega(\nabla f_{i_t}(\mathbf{x}^{t-1}) - \nabla f_{i_t}(\hat{\mathbf{x}}))\|_2^2 + 2 \|\mathcal{P}_\Omega(\nabla f_{i_t}(\tilde{\mathbf{x}}) - \nabla f_{i_t}(\hat{\mathbf{x}}))\|_2^2 + 2 \|\mathcal{P}_\Omega(\tilde{\boldsymbol{\mu}})\|_2^2 - 4 \langle \mathcal{P}_\Omega(\nabla f_{i_t}(\tilde{\mathbf{x}}) - \nabla f_{i_t}(\hat{\mathbf{x}})), \mathcal{P}_\Omega(\tilde{\boldsymbol{\mu}}) \rangle \quad (\text{A.7})$$

$$\stackrel{\xi_1}{=} 2 \|\mathcal{P}_\Omega(\nabla f_{i_t}(\mathbf{x}^{t-1}) - \nabla f_{i_t}(\hat{\mathbf{x}}))\|_2^2 + 2 \|\mathcal{P}_\Omega(\nabla f_{i_t}(\tilde{\mathbf{x}}) - \nabla f_{i_t}(\hat{\mathbf{x}}))\|_2^2 + 2 \|\mathcal{P}_\Omega(\tilde{\boldsymbol{\mu}})\|_2^2 - 4 \langle \nabla f_{i_t}(\tilde{\mathbf{x}}) - \nabla f_{i_t}(\hat{\mathbf{x}}), \mathcal{P}_\Omega(\tilde{\boldsymbol{\mu}}) \rangle \quad (\text{A.8})$$

$$\stackrel{\xi_2}{\leq} 4L_r [f_{i_t}(\mathbf{x}^{t-1}) - f_{i_t}(\hat{\mathbf{x}}) - \langle \nabla f_{i_t}(\hat{\mathbf{x}}), \mathbf{x}^{t-1} - \hat{\mathbf{x}} \rangle] + 4L_r [f_{i_t}(\tilde{\mathbf{x}}) - f_{i_t}(\hat{\mathbf{x}}) - \langle \nabla f_{i_t}(\hat{\mathbf{x}}), \tilde{\mathbf{x}} - \hat{\mathbf{x}} \rangle] + 2 \|\mathcal{P}_\Omega(\tilde{\boldsymbol{\mu}})\|_2^2 - 4 \langle \nabla f_{i_t}(\tilde{\mathbf{x}}) - \nabla f_{i_t}(\hat{\mathbf{x}}), \mathcal{P}_\Omega(\tilde{\boldsymbol{\mu}}) \rangle, \quad (\text{A.9})$$

where ξ_1 is due to Lemma 21, ξ_2 applies Lemma 22 and the fact that $|\Omega| = r$.

Taking the expectation over i_t conditioned on \mathbf{x}^{t-1} , we obtain the following bound by algebra:

$$\mathbb{E}_{i_t|\mathbf{x}^{t-1}} \|\mathcal{P}_\Omega(\mathbf{v}^t)\|_2^2 \leq 4L_r [F(\mathbf{x}^{t-1}) - F(\hat{\mathbf{x}})] + 4L_r [F(\tilde{\mathbf{x}}) - F(\hat{\mathbf{x}})] - 4L_r \langle \nabla F(\hat{\mathbf{x}}), \mathbf{x}^{t-1} + \tilde{\mathbf{x}} - 2\hat{\mathbf{x}} \rangle + 2 \langle 2\mathcal{P}_\Omega(\nabla F(\hat{\mathbf{x}})) - \mathcal{P}_\Omega(\tilde{\boldsymbol{\mu}}), \mathcal{P}_\Omega(\tilde{\boldsymbol{\mu}}) \rangle \quad (\text{A.10})$$

$$= 4L_r [F(\mathbf{x}^{t-1}) - F(\hat{\mathbf{x}})] + 4L_r [F(\tilde{\mathbf{x}}) - F(\hat{\mathbf{x}})] - 4L_r \langle \nabla F(\hat{\mathbf{x}}), \mathbf{x}^{t-1} + \tilde{\mathbf{x}} - 2\hat{\mathbf{x}} \rangle + \|2\mathcal{P}_\Omega(\nabla F(\hat{\mathbf{x}}))\|_2^2 - \|2\mathcal{P}_\Omega(\nabla F(\hat{\mathbf{x}})) - \mathcal{P}_\Omega(\tilde{\boldsymbol{\mu}})\|_F^2 - \|\mathcal{P}_\Omega(\tilde{\boldsymbol{\mu}})\|_2^2 \quad (\text{A.11})$$

$$\leq 4L_r [F(\mathbf{x}^{t-1}) - F(\hat{\mathbf{x}})] + 4L_r [F(\tilde{\mathbf{x}}) - F(\hat{\mathbf{x}})] - 4L_r \langle \nabla F(\hat{\mathbf{x}}), \mathbf{x}^{t-1} + \tilde{\mathbf{x}} - 2\hat{\mathbf{x}} \rangle + 4 \|\mathcal{P}_\Omega(\nabla F(\hat{\mathbf{x}}))\|_2^2 \quad (\text{A.12})$$

$$= 4L_r [F(\mathbf{x}^{t-1}) - F(\hat{\mathbf{x}})] + 4L_r [F(\tilde{\mathbf{x}}) - F(\hat{\mathbf{x}})] - 4L_r \langle \nabla F(\hat{\mathbf{x}}), \mathbf{x}^{t-1} + \tilde{\mathbf{x}} \rangle + 4 \|\mathcal{P}_\Omega(\nabla F(\hat{\mathbf{x}}))\|_2^2, \quad (\text{A.13})$$

where the last equality applies the fact that when restricted on the support set of $\hat{\mathbf{x}}$, $\nabla F(\hat{\mathbf{x}})$ equals zero due to RSC. \square

Corollary 24. Assume same conditions as in Lemma 23. If $\nabla F(\hat{\mathbf{x}}) = 0$, then we have

$$\mathbb{E}_{i_t|\mathbf{x}^{t-1}} \|\mathcal{P}_\Omega(\mathbf{v}^t)\|_2^2 \leq 4L_r [F(\mathbf{x}^{t-1}) + F(\tilde{\mathbf{x}}) - 2F(\hat{\mathbf{x}})]. \quad (\text{A.14})$$

Lemma 25 ([YLZ13], Prop. 2). Assume that the entries of \mathbf{A} are i.i.d. σ -sub-Gaussian. Then with probability at least $1 - 4d^{-1}$,

$$T \leq 4\sigma \sqrt{\frac{(3k + K) \log d}{n}} + \gamma \|\hat{\mathbf{x}}\|_2. \quad (\text{A.15})$$

Lemma 26 ([FR13], Theorem 9.2). *Let \mathbf{M} be an $n_1 \times n_2$ sub-Gaussian matrix with parameter σ . Then there exists a constant C_1 , such that the restricted isometry constant of $(\sigma\sqrt{n_1})^{-1}\mathbf{M}$ satisfies $\delta_r \leq \delta$ with probability at least $1 - 2\exp(-\delta^2 n_1/(2C_1))$ provided that $n_1 \geq 2C_1\delta^{-2}r \log(en_2/r)$.*

Lemma 27. *Assume θ_1 and θ_2 are two centered independent sub-Gaussian random variables with parameter σ_1 and σ_2 respectively. Then, the following holds:*

1. θ_1^2 is a sub-exponential random variable with parameter σ_1^2 ;
2. For any real value x and y , $x\theta_1 + y\theta_2$ is a centered sub-Gaussian random variable with parameter $\sqrt{x^2\sigma_1^2 + y^2\sigma_2^2}$;
3. $\theta_1\theta_2$ is a sub-exponential random variable with parameter $\sigma_1\sigma_2$.

Proof. We will mainly use the results stated in [Ver10] to establish the lemma. In particular, we apply the equivalent definitions for sub-Gaussian and sub-exponential interchangeably.

We know from (4.17) that for all scalars $z \in \mathbb{R}$,

$$\mathbb{P}(\theta_1^2 > z^2) \leq 2\exp\left(-\frac{z^2}{2\sigma_1^2}\right), \quad (\text{A.16})$$

which is equivalent to

$$\mathbb{P}(|\theta_1^2| > z) \leq 2\exp\left(-\frac{z}{2\sigma_1^2}\right) \leq \exp\left(1 - \frac{z}{2\sigma_1^2}\right), \quad \forall z \geq 0. \quad (\text{A.17})$$

Hence, θ_1^2 is a sub-exponential random variable with parameter σ_1^2 [Ver10, Section 5.2.4].

By [Ver10, Lemma 5.5], we known that there exists absolute constant C , such that

$$\mathbb{E}[\exp(zx\theta_1)] \leq \exp(Cz^2x^2\sigma_1^2), \quad \mathbb{E}[\exp(zy\theta_2)] \leq \exp(Cz^2y^2\sigma_2^2), \quad \forall z \in \mathbb{R}. \quad (\text{A.18})$$

This gives

$$\mathbb{E}[\exp(z(x\theta_1 + y\theta_2))] \leq \exp(Cz^2(x^2\sigma_1^2 + y^2\sigma_2^2)), \quad \forall z \in \mathbb{R}. \quad (\text{A.19})$$

Hence the second claim.

Again by [Ver10, Lemma 5.5], we known that there exists absolute constant C , such that

$$\mathbb{E}[|\theta_1|^p] \leq (C\sigma_1)^p p^{p/2}, \quad \mathbb{E}[|\theta_2|^p] \leq (C\sigma_2)^p p^{p/2}. \quad (\text{A.20})$$

Since θ_1 and θ_2 are independent, we immediately have

$$\mathbb{E}[|\theta_1\theta_2|^p] \leq (C^2\sigma_1\sigma_2)^p p^p, \quad (\text{A.21})$$

implying

$$(\mathbb{E}[|\theta_1\theta_2|^p])^{1/p} \leq (C^2\sigma_1\sigma_2)p. \quad (\text{A.22})$$

Hence, $\theta_1\theta_2$ is a sub-exponential random variable with parameter $\sigma_1\sigma_2$. \square

B Proofs of Section 2

B.1 Proof of Theorem 1

Proof. For the trivial case that \mathbf{b} is a zero vector, we have

$$\|\mathbf{x} - \mathbf{a}\|_2^2 = \|\mathbf{b} - \mathbf{a}\|_2^2. \quad (\text{B.1})$$

In the following, we assume that \mathbf{b} is not a zero vector. Denote $\mathbf{w} = \mathcal{H}_k(\mathbf{b})$. Let Ω be the support set of \mathbf{w} and let $\bar{\Omega}$ be its complement. We immediately have $\mathcal{P}_\Omega(\mathbf{b}) = \mathbf{w}$.

Let Ω' be the support set of \mathbf{a} . For the sake of simplicity, let us split the vector \mathbf{b} as follows:

$$\mathbf{b}_1 = \mathcal{P}_{\Omega \setminus \Omega'}(\mathbf{b}), \quad \mathbf{b}_2 = \mathcal{P}_{\Omega \cap \Omega'}(\mathbf{b}), \quad (\text{B.2})$$

$$\mathbf{b}_3 = \mathcal{P}_{\bar{\Omega} \setminus \Omega'}(\mathbf{b}), \quad \mathbf{b}_4 = \mathcal{P}_{\bar{\Omega} \cap \Omega'}(\mathbf{b}). \quad (\text{B.3})$$

Likewise, we denote

$$\mathbf{w}_1 = \mathcal{P}_{\Omega \setminus \Omega'}(\mathbf{w}), \quad \mathbf{w}_2 = \mathcal{P}_{\Omega \cap \Omega'}(\mathbf{w}), \quad \mathbf{w}_3 = \mathcal{P}_{\bar{\Omega} \setminus \Omega'}(\mathbf{w}) = \mathbf{0}, \quad \mathbf{w}_4 = \mathcal{P}_{\bar{\Omega} \cap \Omega'}(\mathbf{w}) = \mathbf{0}, \quad (\text{B.4})$$

$$\mathbf{a}_1 = \mathcal{P}_{\Omega \setminus \Omega'}(\mathbf{a}) = \mathbf{0}, \quad \mathbf{a}_2 = \mathcal{P}_{\Omega \cap \Omega'}(\mathbf{a}), \quad \mathbf{a}_3 = \mathcal{P}_{\bar{\Omega} \setminus \Omega'}(\mathbf{a}) = \mathbf{0}, \quad \mathbf{a}_4 = \mathcal{P}_{\bar{\Omega} \cap \Omega'}(\mathbf{a}). \quad (\text{B.5})$$

Due to the hard thresholding, we have

$$\mathbf{w}_1 = \mathbf{b}_1, \quad \mathbf{w}_2 = \mathbf{b}_2. \quad (\text{B.6})$$

In this way, by simple algebra we have

$$\|\mathbf{w} - \mathbf{a}\|_2^2 = \|\mathbf{b}_1\|_2^2 + \|\mathbf{b}_2 - \mathbf{a}_2\|_2^2 + \|\mathbf{a}_4\|_2^2, \quad (\text{B.7})$$

$$\|\mathbf{b} - \mathbf{a}\|_2^2 = \|\mathbf{b}_1\|_2^2 + \|\mathbf{b}_2 - \mathbf{a}_2\|_2^2 + \|\mathbf{b}_3\|_2^2 + \|\mathbf{b}_4 - \mathbf{a}_4\|_2^2. \quad (\text{B.8})$$

Our goal is to estimate the maximum of $\|\mathbf{w} - \mathbf{a}\|_2^2 / \|\mathbf{b} - \mathbf{a}\|_2^2$. It is easy to show that when attaining the maximum value, $\|\mathbf{b}_3\|_2$ must be zero since otherwise one may decrease this term to make the objective larger. Hence, maximizing $\|\mathbf{w} - \mathbf{a}\|_2^2 / \|\mathbf{b} - \mathbf{a}\|_2^2$ amounts to estimating the upper bound of the following over all choices of \mathbf{a} and \mathbf{b} :

$$t \stackrel{\text{def}}{=} \frac{\|\mathbf{b}_1\|_2^2 + \|\mathbf{b}_2 - \mathbf{a}_2\|_2^2 + \|\mathbf{a}_4\|_2^2}{\|\mathbf{b}_1\|_2^2 + \|\mathbf{b}_2 - \mathbf{a}_2\|_2^2 + \|\mathbf{b}_4 - \mathbf{a}_4\|_2^2}. \quad (\text{B.9})$$

Firstly, we consider the case of $\|\mathbf{b}_1\|_2 = 0$, which means $\Omega = \Omega'$ implying $t = 1$. In the following, we consider $\|\mathbf{b}_1\|_2 \neq 0$. In particular, we consider $t > 1$ since we are interested in the maximum value of t .

Arranging (B.9) we obtain

$$(t - 1) \|\mathbf{b}_2 - \mathbf{a}_2\|_2^2 + t \|\mathbf{b}_4 - \mathbf{a}_4\|_2^2 - \|\mathbf{a}_4\|_2^2 + (t - 1) \|\mathbf{b}_1\|_2^2 = 0. \quad (\text{B.10})$$

Let us fix \mathbf{b} and define the function

$$G(\mathbf{a}_2, \mathbf{a}_4) = (t - 1) \|\mathbf{b}_2 - \mathbf{a}_2\|_2^2 + t \|\mathbf{b}_4 - \mathbf{a}_4\|_2^2 - \|\mathbf{a}_4\|_2^2 + (t - 1) \|\mathbf{b}_1\|_2^2. \quad (\text{B.11})$$

Thus, (B.10) indicates that $G(\mathbf{a}_2, \mathbf{a}_4)$ can attain the objective value of zero. Note that $G(\mathbf{a}_2, \mathbf{a}_4)$ is a quadratic function and its gradient and Hessian matrix can be computed as follows:

$$\frac{\partial}{\partial \mathbf{a}_2} G(\mathbf{a}_2, \mathbf{a}_4) = 2(t - 1)(\mathbf{a}_2 - \mathbf{b}_2), \quad (\text{B.12})$$

$$\frac{\partial}{\partial \mathbf{a}_4} G(\mathbf{a}_2, \mathbf{a}_4) = 2t(\mathbf{a}_4 - \mathbf{b}_4) - 2\mathbf{a}_4, \quad (\text{B.13})$$

$$\nabla^2 G(\mathbf{a}_2, \mathbf{a}_4) = 2(t - 1)\mathbf{I}, \quad (\text{B.14})$$

where \mathbf{I} is the identity matrix. Since the Hessian matrix is positive definite, $G(\mathbf{a}_2, \mathbf{a}_4)$ attains the global minimum at the stationary point, which is given by

$$\mathbf{a}_2^* = \mathbf{b}_2, \quad \mathbf{a}_4^* = \frac{t}{t-1} \mathbf{b}_4, \quad (\text{B.15})$$

resulting in the minimum objective value

$$G(\mathbf{a}_2^*, \mathbf{a}_4^*) = \frac{t}{1-t} \|\mathbf{b}_4\|_2^2 + (t-1) \|\mathbf{b}_1\|_2^2. \quad (\text{B.16})$$

In order to guarantee the feasible set of (B.10) is non-empty, we require that

$$G(\mathbf{a}_2^*, \mathbf{a}_4^*) \leq 0, \quad (\text{B.17})$$

implying

$$\|\mathbf{b}_1\|_2^2 t^2 - (2 \|\mathbf{b}_1\|_2^2 + \|\mathbf{b}_4\|_2^2) t + \|\mathbf{b}_1\|_2^2 \leq 0. \quad (\text{B.18})$$

Solving the above inequality with respect to t , we obtain

$$t \leq 1 + \frac{\|\mathbf{b}_4\|_2^2 + \sqrt{(4 \|\mathbf{b}_1\|_2^2 + \|\mathbf{b}_4\|_2^2) \|\mathbf{b}_4\|_2^2}}{2 \|\mathbf{b}_1\|_2^2}. \quad (\text{B.19})$$

To derive an upper bound that is uniform over the choice of \mathbf{b} , we recall that \mathbf{b}_1 contains the largest absolute elements of \mathbf{b} while \mathbf{b}_4 has smaller values. In particular, the averaged value of \mathbf{b}_4 is no greater than that of \mathbf{b}_1 in magnitude, i.e.,

$$\frac{\|\mathbf{b}_4\|_2^2}{\|\mathbf{b}_4\|_0} \leq \frac{\|\mathbf{b}_1\|_2^2}{\|\mathbf{b}_1\|_0}. \quad (\text{B.20})$$

Note that $\|\mathbf{b}_1\|_0 = k - \|\mathbf{b}_2\|_0 = k - (K - \|\mathbf{b}_4\|_0)$. Hence, combining with the fact that $0 \leq \|\mathbf{b}_4\|_0 \leq \min\{K, d - k\}$ and optimizing over $\|\mathbf{b}_4\|_0$ gives

$$\|\mathbf{b}_4\|_2^2 \leq \frac{\min\{K, d - k\}}{k - K + \min\{K, d - k\}} \|\mathbf{b}_1\|_2^2. \quad (\text{B.21})$$

Plugging back to (B.19), we finally obtain a uniform upper bound for t :

$$t \leq 1 + \frac{\rho + \sqrt{(4 + \rho)\rho}}{2}, \quad \rho = \frac{\min\{K, d - k\}}{k - K + \min\{K, d - k\}}. \quad (\text{B.22})$$

□

C Proofs of Section 3

C.1 Proof of Theorem 5

Proof. We follow the proof procedure of [BD09] and only remark the difference of our proof and theirs, i.e., where Theorem 1 applies. In case of possible confusion due to notation, we follow the symbols in Blumensath and Davies. One may refer to that article for a complete proof.

The first difference occurs in [BD09, Eq. (22)], where they reached

$$(\text{Old}) \quad \left\| \mathbf{x}^s - \mathbf{x}^{[n+1]} \right\|_2 \leq 2 \left\| \mathbf{x}_{B^{n+1}}^s - \mathbf{a}_{B^{n+1}}^{[n+1]} \right\|_2, \quad (\text{C.1})$$

while Theorem 1 gives

$$(\text{New}) \quad \left\| \mathbf{x}^s - \mathbf{x}^{[n+1]} \right\|_2 \leq \sqrt{\nu} \left\| \mathbf{x}_{B^{n+1}}^s - \mathbf{a}_{B^{n+1}}^{[n+1]} \right\|_2. \quad (\text{C.2})$$

Combining this new inequality and Eq. (23) therein, we obtain

$$\left\| \mathbf{x}^s - \mathbf{x}^{[n+1]} \right\|_2 \leq \sqrt{\nu} \left\| (\mathbf{I} - \Phi_{B^{n+1}}^\top \Phi_{B^{n+1}}) \mathbf{r}_{B^{n+1}}^{[n]} \right\|_2 + \sqrt{\nu} \left\| (\Phi_{B^{n+1}}^\top \Phi_{B^{n+1} \setminus B^{n+1}}) \mathbf{r}_{B^{n+1} \setminus B^{n+1}}^{[n]} \right\|_2. \quad (\text{C.3})$$

By noting the fact that $|B^n \cup B^{n+1}| \leq 2s + s^*$ where s^* denotes the sparsity of the global optimum and following their reasoning of Eq. (24) and (25), we have a new bound for Eq. (26):

$$(\text{New}) \quad \left\| \mathbf{r}^{[n+1]} \right\|_2 \leq \sqrt{2\nu} \delta_{2s+s^*} \left\| \mathbf{r}^{[n]} \right\|_2 + \sqrt{(1 + \delta_{s+s^*})\nu} \|\mathbf{e}\|_2. \quad (\text{C.4})$$

Now our result follows by setting the coefficient of $\left\| \mathbf{r}^{[n]} \right\|_2$ to 0.5. Note that specifying $\nu = 4$ gives the result of [BD09]. \square

C.2 Proof of Theorem 6

Proof. We follow the proof technique of [FR13, pp. 164, Theorem 6.27] which gives the best known RIP condition for the CoSaMP algorithm to date. Since most of the reasoning is similar, we only point out the difference of our proof and theirs, i.e., where Theorem 1 applies. In case of confusion by notation, we follow the symbols used in [FR13] for the time being. The reader may refer to that book for a complete proof.

The first difference is in Eq. (6.49). Note that to derive this inequality, Foucart and Rauhut invoked the conventional bound (1.2), which gives

$$(\text{Old}) \quad \left\| \mathbf{x}_S - \mathbf{x}^{n+1} \right\|_2^2 \leq \left\| (\mathbf{x}_S - \mathbf{u}^{n+1})_{\overline{U^{n+1}}} \right\|_2^2 + 4 \left\| (\mathbf{x}_S - \mathbf{u}^{n+1})_{U^{n+1}} \right\|_2^2, \quad (\text{C.5})$$

while utilizing Theorem 1 gives

$$(\text{New}) \quad \left\| \mathbf{x}_S - \mathbf{x}^{n+1} \right\|_2^2 \leq \left\| (\mathbf{x}_S - \mathbf{u}^{n+1})_{\overline{U^{n+1}}} \right\|_2^2 + \nu \left\| (\mathbf{x}_S - \mathbf{u}^{n+1})_{U^{n+1}} \right\|_2^2. \quad (\text{C.6})$$

Combining this new inequality with Eq. (6.50) and Eq. (6.51) therein, we obtain

$$\left\| \mathbf{x}_S - \mathbf{x}^{n+1} \right\|_2 \leq \sqrt{2} \delta_{3s+s^*} \sqrt{\frac{1 + (\nu - 1) \delta_{3s+s^*}^2}{1 - \delta_{3s+s^*}^2}} \left\| \mathbf{x}^n - \mathbf{x}_S \right\|_2 \quad (\text{C.7})$$

$$+ \sqrt{2} \delta_{3s+s^*} \sqrt{\frac{1 + (\nu - 1) \delta_{3s+s^*}^2}{1 - \delta_{3s+s^*}^2}} \left\| (\mathbf{A}^* \mathbf{e}')_{(S \cup S^n) \Delta T^{n+1}} \right\|_2 \quad (\text{C.8})$$

$$+ \frac{2}{1 - \delta_{3s+s^*}} \left\| (\mathbf{A}^* \mathbf{e}')_{U^{n+1}} \right\|_2, \quad (\text{C.9})$$

where s^* denotes the sparsity of the optimum. Our new bound follows by setting the coefficient of $\left\| \mathbf{x}^n - \mathbf{x}_S \right\|_2$ to 0.5 and solving the resultant equation. Note that setting $\nu = 4$ gives the old bound of Foucart and Rauhut. \square

C.3 Proof of Theorem 7

Proof. The first difference is in [BRB13, pp. 831, Eq. (19)]:

$$(\text{Old}) \quad \|\mathbf{b}_s - \hat{\mathbf{x}}\|_2 \leq 2 \|\hat{\mathbf{x}}|_{\mathcal{T}} - \mathbf{b}\|_2 + \|\hat{\mathbf{x}}|_{\mathcal{T}^c}\|_2, \quad (\text{C.10})$$

$$(\text{New}) \quad \|\mathbf{b}_s - \hat{\mathbf{x}}\|_2 \leq \sqrt{\nu} \|\hat{\mathbf{x}}|_{\mathcal{T}} - \mathbf{b}\|_2 + \|\hat{\mathbf{x}}|_{\mathcal{T}^c}\|_2. \quad (\text{C.11})$$

In this way, Lemma 3 in [BRB13] can be improved to:

$$\begin{aligned} \|\mathbf{b}_s - \hat{\mathbf{x}}\|_2 &\leq \frac{\gamma_{3s+s^*}(\hat{\mathbf{x}}, \hat{\mathbf{x}}) + \gamma_{s+s^*}(\hat{\mathbf{x}}, \hat{\mathbf{x}})}{2\beta_{s+s^*}(\hat{\mathbf{x}}, \hat{\mathbf{x}})} \left(1 + \frac{\sqrt{\nu}\gamma_{3s+s^*}(\mathbf{b}, \hat{\mathbf{x}})}{2\beta_{3s+s^*}(\mathbf{b}, \hat{\mathbf{x}})}\right) \|\hat{\mathbf{x}} - \hat{\mathbf{x}}\|_2 \\ &\quad + \left(1 + \frac{\sqrt{\nu}\gamma_{3s+s^*}(\mathbf{b}, \hat{\mathbf{x}})}{2\beta_{3s+s^*}(\mathbf{b}, \hat{\mathbf{x}})}\right) \frac{\|\nabla f(\hat{\mathbf{x}})|_{\mathcal{R} \setminus \mathcal{Z}}\|_2 + \|\nabla f(\hat{\mathbf{x}})|_{\mathcal{Z} \setminus \mathcal{R}}\|_2}{\beta_{s+s^*}(\hat{\mathbf{x}}, \hat{\mathbf{x}})} + \frac{\sqrt{\nu} \|\nabla f(\hat{\mathbf{x}})|_{\mathcal{T}}\|_2}{\beta_{3s+s^*}(\mathbf{b}, \hat{\mathbf{x}})}. \end{aligned} \quad (\text{C.12})$$

Then, following their proof of Theorem 1 on page 832, we have

$$\begin{aligned} \|\hat{\mathbf{x}}^{(i)} - \hat{\mathbf{x}}\|_2 &\leq (\mu_{3s+s^*} - 1) \left(1 + \frac{\sqrt{\nu}}{2} \mu_{3s+s^*} - \frac{\sqrt{\nu}}{2}\right) \|\hat{\mathbf{x}}^{(i-1)} - \hat{\mathbf{x}}\|_2 \\ &\quad + \left(\frac{2}{\varepsilon} + \frac{\sqrt{\nu}}{\varepsilon} \mu_{3s+s^*}\right) \|\nabla f(\hat{\mathbf{x}})|_I\|_2. \end{aligned} \quad (\text{C.13})$$

Setting the coefficient of $\|\hat{\mathbf{x}}^{(i-1)} - \hat{\mathbf{x}}\|_2$ to 0.5 completes the proof. \square

D Proofs of Section 4

D.1 Proof of Theorem 10

Proof. Fix a stage s , let us denote

$$\mathbf{v}^t = \nabla f_{i_t}(\mathbf{x}^{t-1}) - \nabla f_{i_t}(\tilde{\mathbf{x}}) + \tilde{\boldsymbol{\mu}}, \quad (\text{D.1})$$

so that

$$\mathbf{b}^t = \mathbf{x}^{t-1} - \eta \mathbf{v}^t. \quad (\text{D.2})$$

Specifying $\Omega = \text{supp}(\mathbf{x}^{t-1}) \cup \text{supp}(\mathbf{x}^t) \cup \text{supp}(\tilde{\mathbf{x}}) \cup \text{supp}(\hat{\mathbf{x}})$, it follows that

$$\mathbf{r}^t = \mathcal{H}_k(\mathbf{b}^t) = \mathcal{H}_k(\mathcal{P}_\Omega(\mathbf{b}^t)). \quad (\text{D.3})$$

Thus, the Euclidean distance of \mathbf{x}^t and $\hat{\mathbf{x}}$ can be bounded as follows:

$$\|\mathbf{x}^t - \hat{\mathbf{x}}\|_2^2 \leq \|\mathbf{r}^t - \hat{\mathbf{x}}\|_2^2 = \|\mathcal{H}_k(\mathcal{P}_\Omega(\mathbf{b}^t)) - \hat{\mathbf{x}}\|_2^2 \leq \nu \|\mathcal{P}_\Omega(\mathbf{b}^t) - \hat{\mathbf{x}}\|_2^2, \quad (\text{D.4})$$

where the first inequality holds because $\mathbf{x}^t = \Pi_\omega(\mathbf{r}^t)$ and $\|\hat{\mathbf{x}}\|_2 \leq \omega$. We also have

$$\|\mathcal{P}_\Omega(\mathbf{b}^t) - \hat{\mathbf{x}}\|_2^2 = \|\mathbf{x}^{t-1} - \hat{\mathbf{x}} - \eta \mathcal{P}_\Omega(\mathbf{v}^t)\|_2^2 \quad (\text{D.5})$$

$$= \|\mathbf{x}^{t-1} - \hat{\mathbf{x}}\|_2^2 + \eta^2 \|\mathcal{P}_\Omega(\mathbf{v}^t)\|_2^2 - 2\eta \langle \mathbf{x}^{t-1} - \hat{\mathbf{x}}, \mathbf{v}^t \rangle, \quad (\text{D.6})$$

where the second equality uses the fact that $\langle \mathbf{x}^{t-1} - \hat{\mathbf{x}}, \mathcal{P}_\Omega(\mathbf{v}^t) \rangle = \langle \mathbf{x}^{t-1} - \hat{\mathbf{x}}, \mathbf{v}^t \rangle$ (Lemma 21). The first term will be preserved for mathematical induction. The third term is easy to manipulate thanks to the

unbiasedness of \mathbf{v}^t . For the second term, we use Lemma 23 to bound it. Put them together, conditioned on \mathbf{x}^{t-1} and taking the expectation over i_t for (D.4), we have

$$\begin{aligned} & \mathbb{E}_{i_t|\mathbf{x}^{t-1}} \|\mathbf{x}^t - \hat{\mathbf{x}}\|_2^2 \\ & \stackrel{\xi_1}{\leq} \nu \|\mathbf{x}^{t-1} - \hat{\mathbf{x}}\|_2^2 + 4\nu\eta^2 L [F(\mathbf{x}^{t-1}) - F(\hat{\mathbf{x}}) + F(\tilde{\mathbf{x}}) - F(\hat{\mathbf{x}})] - 2\nu\eta \langle \mathbf{x}^{t-1} - \hat{\mathbf{x}}, \nabla F(\mathbf{x}^{t-1}) \rangle \\ & \quad - 4\nu\eta^2 L \langle \nabla F(\hat{\mathbf{x}}), \mathbf{x}^{t-1} + \tilde{\mathbf{x}} \rangle + 4\nu\eta^2 \|\mathcal{P}_\Omega(\nabla F(\hat{\mathbf{x}}))\|_2^2 \end{aligned} \quad (\text{D.7})$$

$$\begin{aligned} & \stackrel{\xi_2}{\leq} \nu(1 - \eta\alpha) \|\mathbf{x}^{t-1} - \hat{\mathbf{x}}\|_2^2 - 2\nu\eta(1 - 2\eta L) [F(\mathbf{x}^{t-1}) - F(\hat{\mathbf{x}})] + 4\nu\eta^2 L [F(\tilde{\mathbf{x}}) - F(\hat{\mathbf{x}})] \\ & \quad + 4\nu\eta^2 L \|\mathcal{P}_\Omega(\nabla F(\hat{\mathbf{x}}))\|_2 \cdot \|\mathbf{x}^{t-1} + \tilde{\mathbf{x}}\|_2 + 4\nu\eta^2 \|\mathcal{P}_\Omega(\nabla F(\hat{\mathbf{x}}))\|_2^2 \end{aligned} \quad (\text{D.8})$$

$$\begin{aligned} & \leq \nu(1 - \eta\alpha) \|\mathbf{x}^{t-1} - \hat{\mathbf{x}}\|_2^2 - 2\nu\eta(1 - 2\eta L) [F(\mathbf{x}^{t-1}) - F(\hat{\mathbf{x}})] \\ & \quad + 4\nu\eta^2 L [F(\tilde{\mathbf{x}}) - F(\hat{\mathbf{x}})] + 4\nu\eta^2 T(2L\omega + T). \end{aligned} \quad (\text{D.9})$$

where ξ_1 applies Lemma 23 and ξ_2 applies Assumption (A1).

Now summing over the inequalities over $t = 1, 2, \dots, m$, conditioned on $\tilde{\mathbf{x}}$ and taking the expectation on $\mathcal{I}^s = \{i_1, i_2, \dots, i_m\}$, we have

$$\begin{aligned} \mathbb{E}_{\mathcal{I}^s|\tilde{\mathbf{x}}} \|w^m - \hat{\mathbf{x}}\|_2^2 & \leq [\nu(1 - \eta\alpha) - 1] \mathbb{E}_{\mathcal{I}^s|\tilde{\mathbf{x}}} \sum_{t=1}^m \|\mathbf{x}^{t-1} - \hat{\mathbf{x}}\|_2^2 + \|w^0 - \hat{\mathbf{x}}\|_2^2 + 4\nu\eta^2 T(2L\omega + T)m \\ & \quad - 2\nu\eta(1 - 2\eta L) \mathbb{E}_{\mathcal{I}^s|\tilde{\mathbf{x}}} \sum_{t=1}^m [F(\mathbf{x}^{t-1}) - F(\hat{\mathbf{x}})] + 4\nu\eta^2 Lm [F(\tilde{\mathbf{x}}) - F(\hat{\mathbf{x}})] \end{aligned} \quad (\text{D.10})$$

$$\begin{aligned} & = [\nu(1 - \eta\alpha) - 1] m \mathbb{E}_{\mathcal{I}^s, j^s|\tilde{\mathbf{x}}} \|\tilde{\mathbf{x}}^s - \hat{\mathbf{x}}\|_2^2 + \|\tilde{\mathbf{x}} - \hat{\mathbf{x}}\|_2^2 + 4\nu\eta^2 T(2L\omega + T)m \\ & \quad - 2\nu\eta(1 - 2\eta L) m \mathbb{E}_{\mathcal{I}^s, j^s|\tilde{\mathbf{x}}} [F(\tilde{\mathbf{x}}^s) - F(\hat{\mathbf{x}})] + 4\nu\eta^2 Lm [F(\tilde{\mathbf{x}}) - F(\hat{\mathbf{x}})] \end{aligned} \quad (\text{D.11})$$

$$\begin{aligned} & \leq [\nu(1 - \eta\alpha) - 1] m \mathbb{E}_{\mathcal{I}^s, j^s|\tilde{\mathbf{x}}} \|\tilde{\mathbf{x}}^s - \hat{\mathbf{x}}\|_2^2 + \left(\frac{2}{\alpha} + 4\nu\eta^2 Lm \right) [F(\tilde{\mathbf{x}}) - F(\hat{\mathbf{x}})] \\ & \quad - 2\nu\eta(1 - 2\eta L) m \mathbb{E}_{\mathcal{I}^s, j^s|\tilde{\mathbf{x}}} [F(\tilde{\mathbf{x}}^s) - F(\hat{\mathbf{x}})] + \kappa, \end{aligned} \quad (\text{D.12})$$

where we recall that j^s is the randomly chosen index used to determine $\tilde{\mathbf{x}}^s$ (see Algorithm 1). The last inequality holds due to the RSC condition and $\|\mathbf{x}^t\|_2 \leq \omega$.

Based on (D.10), we discuss two cases to examine the convergence of the algorithm.

(I) $\nu(1 - \eta\alpha) \leq 1$. This immediately results in

$$\mathbb{E}_{\mathcal{I}^s|\tilde{\mathbf{x}}} \|w^m - \hat{\mathbf{x}}\|_2^2 \leq \left(\frac{2}{\alpha} + 4\nu\eta^2 Lm \right) [F(\tilde{\mathbf{x}}) - F(\hat{\mathbf{x}})] - 2\nu\eta(1 - 2\eta L)m \mathbb{E}_{\mathcal{I}^s, j^s|\tilde{\mathbf{x}}} [F(\tilde{\mathbf{x}}^s) - F(\hat{\mathbf{x}})] + \kappa, \quad (\text{D.13})$$

which implies

$$\nu\eta(1 - 2\eta L)m \mathbb{E}_{\mathcal{I}^s, j^s|\tilde{\mathbf{x}}} [F(\tilde{\mathbf{x}}^s) - F(\hat{\mathbf{x}})] \leq \left(\frac{1}{\alpha} + 2\nu\eta^2 Lm \right) [F(\tilde{\mathbf{x}}) - F(\hat{\mathbf{x}})] + \frac{\kappa}{2}. \quad (\text{D.14})$$

Assume that

$$1 - 2\eta L > 0, \quad (\text{D.15})$$

we obtain

$$\mathbb{E}_{\mathcal{I}^s, j^s | \tilde{\mathbf{x}}} [F(\tilde{\mathbf{x}}^s) - F(\hat{\mathbf{x}})] \leq \left(\frac{1}{\nu\eta\alpha(1-2\eta L)m} + \frac{2\eta L}{1-2\eta L} \right) [F(\tilde{\mathbf{x}}) - F(\hat{\mathbf{x}})] + \frac{\kappa}{2\nu\eta\alpha(1-2\eta L)m}. \quad (\text{D.16})$$

To guarantee the convergence, we must constrain

$$\frac{2\eta L}{1-2\eta L} < 1. \quad (\text{D.17})$$

Putting (D.15), (D.17) and $\nu(1-\eta\alpha) \leq 1$ together gives

$$\eta < \frac{1}{4L}, \quad \nu \leq \frac{1}{1-\eta\alpha}. \quad (\text{D.18})$$

The convergence coefficient here is

$$\beta = \frac{1}{\nu\eta\alpha(1-2\eta L)m} + \frac{2\eta L}{1-2\eta L}. \quad (\text{D.19})$$

Thus, we have

$$\mathbb{E} [F(\tilde{\mathbf{x}}^s) - F(\hat{\mathbf{x}})] \leq \beta^s [F(\tilde{\mathbf{x}}^0) - F(\hat{\mathbf{x}})] + \frac{\kappa(1-\beta^s)}{2\nu\eta\alpha(1-2\eta L)(1-\beta)m}, \quad (\text{D.20})$$

where the expectation is taken over $\{\mathcal{I}^1, j^1, \mathcal{I}^2, j^2, \dots, \mathcal{I}^s, j^s\}$.

(II) $\nu(1-\eta\alpha) > 1$. In this case, (D.10) implies

$$\begin{aligned} \mathbb{E}_{\mathcal{I}^s | \tilde{\mathbf{x}}} \|w^m - \hat{\mathbf{x}}\|_2^2 &\leq \left(\frac{2}{\alpha} + 4\nu\eta^2 L m \right) [F(\tilde{\mathbf{x}}) - F(\hat{\mathbf{x}})] + \kappa \\ &+ \left(\frac{2}{\alpha} [\nu(1-\eta\alpha) - 1] m - 2\nu\eta(1-2\eta L)m \right) \mathbb{E}_{\mathcal{I}^s, j^s | \tilde{\mathbf{x}}} [F(\tilde{\mathbf{x}}^s) - F(\hat{\mathbf{x}})]. \end{aligned} \quad (\text{D.21})$$

Arranging the terms gives

$$(2\nu\eta\alpha - 2\nu\eta^2\alpha L - \nu + 1) m \mathbb{E}_{\mathcal{I}^s, j^s | \tilde{\mathbf{x}}} [F(\tilde{\mathbf{x}}^s) - F(\hat{\mathbf{x}})] \leq (1 + 2\nu\eta^2\alpha L m) [F(\tilde{\mathbf{x}}) - F(\hat{\mathbf{x}})] + \frac{\alpha\kappa}{2}. \quad (\text{D.22})$$

To ensure the convergence, we require

$$2\nu\eta\alpha - 2\nu\eta^2\alpha L - \nu + 1 > 0, \quad (\text{D.23})$$

$$2\nu\eta\alpha - 2\nu\eta^2\alpha L - \nu + 1 > 2\nu\eta^2\alpha L. \quad (\text{D.24})$$

That is,

$$4\nu\alpha L\eta^2 - 2\nu\alpha\eta + \nu - 1 < 0. \quad (\text{D.25})$$

We need to guarantee the feasible set of the above inequality is non-empty for the positive variable η . Thus, we require

$$4\nu^2\alpha^2 - 4 \times 4\nu\alpha L(\nu - 1) > 0, \quad (\text{D.26})$$

which is equivalent to

$$\nu < \frac{4L}{4L - \alpha}. \quad (\text{D.27})$$

Combining it with $\nu(1 - \eta\alpha) > 1$ gives

$$\frac{1}{1 - \eta\alpha} < \nu < \frac{4L}{4L - \alpha}. \quad (\text{D.28})$$

To ensure the above feasible set is non-empty, we impose

$$\frac{1}{1 - \eta\alpha} < \frac{4L}{4L - \alpha}, \quad (\text{D.29})$$

so that

$$\eta < \frac{1}{4L}, \quad \frac{1}{1 - \eta\alpha} < \nu < \frac{4L}{4L - \alpha}. \quad (\text{D.30})$$

The convergence coefficient for this case is

$$\beta = \frac{1}{(2\nu\eta\alpha - 2\nu\eta^2\alpha L - \nu + 1)m} + \frac{2\nu\eta^2\alpha L}{2\nu\eta\alpha - 2\nu\eta^2\alpha L - \nu + 1}. \quad (\text{D.31})$$

Thus,

$$\mathbb{E} [F(\tilde{\mathbf{x}}^s) - F(\hat{\mathbf{x}})] \leq \beta^s \left[F(\tilde{\mathbf{x}}^0) - F(\hat{\mathbf{x}}) \right] + \frac{\alpha\kappa(1 - \beta^s)}{2(2\nu\eta\alpha - 2\nu\eta^2\alpha L - \nu + 1)(1 - \beta)m}. \quad (\text{D.32})$$

Combining (D.18) and (D.30), the minimum requirement for η and ν is:

$$\eta < \frac{1}{4L}, \quad \nu < \frac{4L}{4L - \alpha}. \quad (\text{D.33})$$

□

D.2 Proof of Lemma 16

Proof. Let $l(\mathbf{x}) = \frac{1}{2n} \sum_{i=1}^n \|y_i - \mathbf{a}_i \cdot \mathbf{x}\|_2^2$ and let Ω be the support set which maximizes T . By algebra, we know that

$$T = \|\mathcal{P}_\Omega(\nabla F(\hat{\mathbf{x}}))\|_2 \leq \|\mathcal{P}_\Omega(\nabla l(\hat{\mathbf{x}}))\|_2 + \gamma \|\mathcal{P}_\Omega(\hat{\mathbf{x}})\|_2 \leq \sqrt{3k + K} \|\nabla l(\hat{\mathbf{x}})\|_\infty + \gamma \|\hat{\mathbf{x}}\|_2. \quad (\text{D.34})$$

Also it follows that

$$\frac{\partial l(\mathbf{x})}{\partial x_j} \Big|_{\mathbf{x}=\hat{\mathbf{x}}} = \frac{1}{n} \sum_{i=1}^n (\mathbf{a}_i \cdot \hat{\mathbf{x}} - y_i) a_{ij} = \frac{1}{n} \sum_{i=1}^n [\mathbf{a}_i \cdot (\hat{\mathbf{x}} - \mathbf{x}^*) - \varepsilon_i] a_{ij}, \quad (\text{D.35})$$

where the last equality applies the fact that \mathbf{y} is generated by $\mathbf{y} = \mathbf{A}\mathbf{x}^* + \boldsymbol{\varepsilon}$.

For simplicity, we write $\mathbf{x} := \hat{\mathbf{x}} - \mathbf{x}^*$. In this way, we have

$$\frac{\partial l(\mathbf{x})}{\partial x_j} \Big|_{\mathbf{x}=\hat{\mathbf{x}}} = \frac{1}{n} \sum_{i=1}^n \left(\sum_{l \neq j} a_{il} x_l - \varepsilon_i \right) a_{ij} + \frac{1}{n} \sum_{i=1}^n a_{ij}^2 x_j. \quad (\text{D.36})$$

In the sequel, we bound the two terms above. We begin with the second summand. Note that as a_{ij} is centered σ -sub-Gaussian, a_{ij}^2 is σ^2 -sub-exponential (see Lemma 27). Also note that a_{ij}^2 's are mutually independent. Hence, Prop. 5.16 of [Ver10] applies, i.e.,

$$\mathbb{P} \left(\left| \frac{1}{n} \sum_{i=1}^n a_{ij}^2 \right| \geq z \right) \leq 2 \exp \left(-C_0 \min \left\{ \frac{nz^2}{\sigma^4}, \frac{nz}{\sigma^2} \right\} \right), \quad \forall z \geq 0, \quad (\text{D.37})$$

for some absolute constant C_0 . The union bound then indicates

$$\mathbb{P} \left(\max_{1 \leq j \leq d} \left| \frac{1}{n} \sum_{i=1}^n a_{ij}^2 \right| \geq z \right) \leq 2d \exp \left(-C_0 \min \left\{ \frac{nz^2}{\sigma^4}, \frac{nz}{\sigma^2} \right\} \right), \quad \forall z \geq 0. \quad (\text{D.38})$$

For the first summand in (D.36), we find that the random variable $\sum_{l \neq j} a_{il} x_l - \varepsilon_i$ is $\sqrt{\sum_{l \neq j} x_l^2 \sigma^2 + \sigma_0^2}$ -sub-Gaussian due to Lemma 27, which immediately follows that $\left(\sum_{l \neq j} a_{il} x_l - \varepsilon_i \right) a_{ij}$ is a sub-exponential random variable with parameter $\sigma \sqrt{\sum_{l \neq j} x_l^2 \sigma^2 + \sigma_0^2}$ due to the independence. Therefore, we have by [Ver10, Prop. 5.16]

$$\mathbb{P} \left(\left| \frac{1}{n} \sum_{i=1}^n \left(\sum_{l \neq j} a_{il} x_l - \varepsilon_i \right) a_{ij} \right| \geq z \right) \leq 2 \exp \left(-C_1 \min \left\{ \frac{nz^2}{\bar{\sigma}_j^2}, \frac{nz}{\bar{\sigma}_j} \right\} \right), \quad \forall z \geq 0, \quad (\text{D.39})$$

where C_1 is some absolute constant and

$$\bar{\sigma}_j = \sigma \sqrt{\sum_{l \neq j} x_l^2 \sigma^2 + \sigma_0^2} \leq \sigma^2 \|\mathbf{x}\|_2 + \sigma_0 \sigma. \quad (\text{D.40})$$

Again, the union bound gives

$$\mathbb{P} \left(\max_{1 \leq j \leq d} \left| \frac{1}{n} \sum_{i=1}^n \left(\sum_{l \neq j} a_{il} x_l - \varepsilon_i \right) a_{ij} \right| \geq z \right) \leq 2d \exp \left(-C_1 \min \left\{ \frac{nz^2}{\bar{\sigma}^2}, \frac{nz}{\bar{\sigma}} \right\} \right), \quad \forall z \geq 0, \quad (\text{D.41})$$

where

$$\bar{\sigma} = \max_{1 \leq j \leq d} \bar{\sigma}_j. \quad (\text{D.42})$$

Now let us pick

$$z = \sigma^2 \sqrt{\frac{2 \log d}{C_0 n}} \quad (\text{D.43})$$

in (D.38). Assuming $n \geq 2C_0^{-1} \log d$ gives

$$\max_{1 \leq j \leq d} \left| \frac{1}{n} \sum_{i=1}^n a_{ij}^2 x_j \right| \leq \sigma^2 \sqrt{\frac{2 \log d}{C_0 n}} \max |x_j| \leq \sigma^2 \|\mathbf{x}\|_2 \sqrt{\frac{2 \log d}{C_0 n}} \quad (\text{D.44})$$

with probability at least $1 - d^{-1}$.

Let us further pick

$$z = \bar{\sigma} \sqrt{\frac{2 \log d}{C_1 n}} \quad (\text{D.45})$$

in (D.41). Assuming $n \geq 2C_1^{-1} \log d$ gives

$$\max_{1 \leq j \leq d} \left| \frac{1}{n} \sum_{i=1}^n \left(\sum_{l \neq j} a_{il} x_l - \varepsilon_i \right) a_{ij} \right| \leq \max_{1 \leq j \leq d} \bar{\sigma}_j \sqrt{\frac{2 \log d}{C_1 n}} \leq \sigma^2 \|\mathbf{x}\|_2 \sqrt{\frac{2 \log d}{C_1 n}} + \sigma_0 \sigma \sqrt{\frac{2 \log d}{C_1 n}} \quad (\text{D.46})$$

with probability at least $1 - d^{-1}$.

On the other hand, a simple algebra deduces

$$\|\nabla l(\hat{\mathbf{x}})\|_\infty \leq \max_{1 \leq j \leq d} \left| \frac{1}{n} \sum_{i=1}^n \left(\sum_{l \neq j} a_{il} x_l - \varepsilon_i \right) a_{ij} \right| + \max_{1 \leq j \leq d} \left| \frac{1}{n} \sum_{i=1}^n a_{ij}^2 \right| \cdot |x_j|. \quad (\text{D.47})$$

Put together, and note that for any two events A and B , $\mathbb{P}(AB) \geq \mathbb{P}(A) + \mathbb{P}(B) - 1$, we have with probability at least $1 - 2d^{-1}$,

$$\|\nabla l(\hat{\mathbf{x}})\|_\infty \leq \sigma^2 \|\hat{\mathbf{x}} - \mathbf{x}^*\|_2 \sqrt{\frac{C_2 \log d}{n}} + \sigma_0 \sigma \sqrt{\frac{C_2 \log d}{n}}, \quad (\text{D.48})$$

as soon as $n \geq C_2 \log d$.

Finally, we conclude that when $n \geq C_2 \log d$ for some absolute constant C_2 , with probability at least $1 - 2d^{-1}$,

$$T \leq \sigma^2 \|\hat{\mathbf{x}} - \mathbf{x}^*\|_2 \sqrt{\frac{C_2(3k+K) \log d}{n}} + \sigma_0 \sigma \sqrt{\frac{C_2(3k+K) \log d}{n}} + \gamma \|\hat{\mathbf{x}}\|_2. \quad (\text{D.49})$$

□

D.3 Proof of Proposition 19

Proof. Note that for the sparse linear regression problem, we have the Hessian matrix

$$\nabla^2 F(\mathbf{x}) = \frac{1}{n} \mathbf{A}^\top \mathbf{A} + \gamma \mathbf{I}. \quad (\text{D.50})$$

Due to Lemma 26 and the definition of RIC (3.2), the condition number is actually given by

$$c = \frac{\sigma^2(1 + \delta_{3k+K}) + \gamma}{\sigma^2(1 - \delta_{3k+K}) + \gamma} \leq \frac{1 + \delta_{3k+K}}{1 - \delta_{3k+K}}. \quad (\text{D.51})$$

Specifying $\delta_{3k+K} = 0.5$ in Lemma 26 gives the result. □

D.4 Proof of Proposition 18

Proof. This is an immediate result by applying Lemma 25 and pick $\gamma = \mathcal{O}\left(\sigma \sqrt{(3k+K) \log d/n}\right)$. □

D.5 Proof of Proposition 20

Proof. The Hessian matrix of (4.15) can be computed as follows:

$$\nabla^2 F(\mathbf{x}) = \frac{4}{n} \sum_{i=1}^n (1 + \exp(2y_i \mathbf{a}_i \cdot \mathbf{x}))^{-1} \mathbf{a}_i^\top \mathbf{a}_i + \gamma \mathbf{I}. \quad (\text{D.52})$$

It remains to bound the coefficients. Recall that we perform an orthogonal projection for the iterates so that $\|\mathbf{x}^t\|_2 \leq \omega$, where ω is an upper bound on the global optimum of (4.15). Hence, (4.15) is equivalent to

$$\min_{\mathbf{x}} F(\mathbf{x}) \stackrel{\text{def}}{=} \frac{1}{n} \sum_{i=1}^n \log \left(1 + \exp(-2y_i \mathbf{a}_i^\top \mathbf{x}) \right) + \frac{\gamma}{2} \|\mathbf{x}\|_2^2, \quad \text{s.t. } \|\mathbf{x}\|_0 \leq k, \|\mathbf{x}\|_2 \leq \omega. \quad (\text{D.53})$$

Since a_{ij} 's are i.i.d. σ -sub-Gaussian, standard results (see e.g. [Ver10, Prop. 5.10]) tell us that

$$\mathbb{P}(|2y_i \mathbf{a}_i \cdot \mathbf{x}| \geq z) \leq \exp \left(1 - \frac{C_0 z^2}{4\sigma^2 \|\mathbf{x}\|_2^2} \right) \leq \exp \left(1 - \frac{C_0 z^2}{4\sigma^2 \omega^2} \right), \quad (\text{D.54})$$

Specifying $z = 1$ gives

$$\nabla^2 F(\mathbf{x}) \succcurlyeq \frac{4(1+e)}{n} \mathbf{A}^\top \mathbf{A} + \gamma \mathbf{I} \quad (\text{D.55})$$

with probability at least $1 - \exp(1 - C_0/(4\sigma^2 \omega^2))$. The fact that $(1 + \exp(2y_i \mathbf{a}_i \cdot \mathbf{x}))^{-1} < 1$ provides an upper bound

$$\nabla^2 F(\mathbf{x}) \preccurlyeq \frac{4}{n} \mathbf{A}^\top \mathbf{A} + \gamma \mathbf{I}. \quad (\text{D.56})$$

Invoking Lemma 26 to bound the eigenvalues of $\mathbf{A}^\top \mathbf{A}$ when restricted on sparse support (as we did in Appendix D.3). Put them together concludes the proof. \square

E HT-SAGA

We demonstrate that the hard thresholding step can be integrated into SAGA [DBL14] as shown in Algorithm 2. Note that the only difference of Algorithm 2 and the one proposed in [DBL14] is that we perform hard thresholding rather than proximal operator. Hence, our algorithm guarantees k -sparse solution. We have the following theorem which justifies the algorithm.

Theorem 28. *Assume same conditions as in [DBL14]. Further assume the optimum of (4.1) without the sparsity constraint happens to be k -sparse. Then, the sequence of the solutions produced by Algorithm 2 converges to the optimum with geometric rate for some properly chosen sparsity parameter k .*

Proof. Define the Lyapunov function Z as follows:

$$Z^t \stackrel{\text{def}}{=} Z(\mathbf{x}^t, \{\phi_i^t\}) = \frac{1}{n} \sum_{i=1}^n f_i(\phi_i^t) - F(\hat{\mathbf{x}}) - \frac{1}{n} \sum_{i=1}^n \langle \nabla f_i(\hat{\mathbf{x}}), \phi_i^t - \hat{\mathbf{x}} \rangle + c \|\mathbf{x}^t - \hat{\mathbf{x}}\|_2^2. \quad (\text{E.3})$$

Algorithm 2 SAGA with Sparsity Constraint (HT-SAGA)

Require: The value of \mathbf{x}^t and of each $\nabla f_i(\phi_i^t)$ at the end of iteration t , the step size η .

Ensure: The new iterate.

- 1: Pick $j \in \{1, 2, \dots, n\}$ uniformly at random.
- 2: Take $\phi_j^{t+1} = \mathbf{x}^t$ and store $\nabla f_j(\phi_j^{t+1})$ in the table. All other entries in the table remain unchanged.
- 3: Update the new iterate \mathbf{x}^{t+1} as follows:

$$\mathbf{b}^{t+1} = \mathbf{x}^t - \eta \left[\nabla f_j(\phi_j^{t+1}) - \nabla f_j(\phi_j^t) + \frac{1}{n} \sum_{i=1}^n \nabla f_i(\phi_i^t) \right], \quad (\text{E.1})$$

$$\mathbf{x}^{t+1} = \mathcal{H}_k(\mathbf{b}^{t+1}). \quad (\text{E.2})$$

We examine Z^{t+1} . We have

$$\mathbb{E} \left[\frac{1}{n} \sum_i f_i(\phi_i^{t+1}) \right] = \frac{1}{n} F(\mathbf{x}^t) + \left(1 - \frac{1}{n} \right) \frac{1}{n} \sum_i f_i(\phi_i^t), \quad (\text{E.4})$$

$$\mathbb{E} \left[-\frac{1}{n} \sum_i \langle \nabla f_i(\hat{\mathbf{x}}), \phi_i^{t+1} - \hat{\mathbf{x}} \rangle \right] = -\frac{1}{n} \langle \nabla F(\hat{\mathbf{x}}), \mathbf{x}^t - \hat{\mathbf{x}} \rangle - \left(1 - \frac{1}{n} \right) \frac{1}{n} \sum_i \langle \nabla f_i(\hat{\mathbf{x}}), \phi_i^t - \hat{\mathbf{x}} \rangle. \quad (\text{E.5})$$

Also,

$$c \|\mathbf{x}^{t+1} - \hat{\mathbf{x}}\|_2^2 \leq c\nu \|\mathbf{b}^{t+1} - \hat{\mathbf{x}}\|_2^2 = c\nu \|\mathbf{b}^{t+1} - \hat{\mathbf{x}} + \eta \nabla F(\hat{\mathbf{x}})\|_2^2. \quad (\text{E.6})$$

For the first term, we have

$$\begin{aligned} & c\nu \mathbb{E} \|\mathbf{b}^{t+1} - \hat{\mathbf{x}} + \eta \nabla F(\hat{\mathbf{x}})\|_2^2 \\ & \leq c\nu(1 - \eta\alpha) \|\mathbf{x}^t - \hat{\mathbf{x}}\|_2^2 + c\nu \left((1 + \mu)\eta^2 - \frac{\eta}{L} \right) \mathbb{E} \|\nabla f_j(\mathbf{x}^t) - \nabla f_j(\hat{\mathbf{x}})\|_2^2 \\ & \quad - \frac{2c\nu\eta(L - \alpha)}{L} [F(\mathbf{x}^t) - F(\hat{\mathbf{x}}) - \langle \nabla F(\hat{\mathbf{x}}), \mathbf{x}^t - \hat{\mathbf{x}} \rangle] - c\nu\eta^2\mu \|\nabla F(\mathbf{x}^t) - \nabla F(\hat{\mathbf{x}})\|_2^2 \\ & \quad + 2c\nu(1 + \mu^{-1})\eta^2 L \left[\frac{1}{n} \sum_i f_i(\phi_i^t) - F(\hat{\mathbf{x}}) - \frac{1}{n} \sum_i \langle \nabla f_i(\hat{\mathbf{x}}), \phi_i^t - \hat{\mathbf{x}} \rangle \right]. \end{aligned} \quad (\text{E.7})$$

Therefore,

$$\begin{aligned} \mathbb{E}[Z^{t+1}] - Z^t & \leq -\frac{1}{\kappa} Z^t + \left(\frac{1}{n} - \frac{2c\nu\eta(L - \alpha)}{L} - 2c\nu\eta^2\alpha\mu \right) [F(\mathbf{x}^t) - F(\hat{\mathbf{x}}) - \langle \nabla F(\hat{\mathbf{x}}), \mathbf{x}^t - \hat{\mathbf{x}} \rangle] \\ & \quad + \left(\frac{1}{\kappa} + 2c\nu(1 + \mu^{-1})\eta^2 L - \frac{1}{n} \right) \left[\frac{1}{n} \sum_i f_i(\phi_i^t) - F(\hat{\mathbf{x}}) - \frac{1}{n} \sum_i \langle \nabla f_i(\hat{\mathbf{x}}), \phi_i^t - \hat{\mathbf{x}} \rangle \right] \\ & \quad + \left(\frac{c}{\kappa} - c\nu\eta\alpha \right) \|\mathbf{x}^t - \hat{\mathbf{x}}\|_2^2 + \left((1 + \mu)\eta - \frac{1}{L} \right) c\nu\eta \mathbb{E} \|\nabla f_j(\mathbf{x}^t) - \nabla f_j(\hat{\mathbf{x}})\|_2^2. \end{aligned} \quad (\text{E.8})$$

In order to guarantee the convergence, we choose proper values for η , c , κ , μ and ν such that the terms in

round brackets are non-positive. That is, we require

$$\frac{c}{\kappa} - c\nu\eta\alpha \leq 0, \quad (\text{E.9})$$

$$(1 + \mu)\eta - \frac{1}{L} \leq 0, \quad (\text{E.10})$$

$$\frac{1}{n} - \frac{2c\nu\eta(L - \alpha)}{L} - 2c\nu\eta^2\alpha\mu \leq 0, \quad (\text{E.11})$$

$$\frac{1}{\kappa} + 2c\nu(1 + \mu^{-1})\eta^2L - \frac{1}{n} \leq 0. \quad (\text{E.12})$$

Pick

$$\eta = \frac{1}{2(\alpha n + L)}, \quad (\text{E.13})$$

$$\mu = \frac{2\alpha n + L}{L}, \quad (\text{E.14})$$

$$\kappa = \frac{1}{\nu\eta\alpha}, \quad (\text{E.15})$$

we fulfill the first two inequalities. Pick

$$c = \frac{1}{2\eta(1 - \eta\alpha)n}. \quad (\text{E.16})$$

Then by the last two equalities, we require

$$1 - \eta\alpha \leq \nu \leq \frac{(1 - \eta\alpha)L}{\eta\alpha(1 - \eta\alpha)Ln + 1}. \quad (\text{E.17})$$

On the other hand, by Theorem 1, we have

$$\nu > 1. \quad (\text{E.18})$$

Thus, we require

$$1 < \nu \leq \frac{(1 - \eta\alpha)L}{\eta\alpha(1 - \eta\alpha)Ln + 1}, \quad (\text{E.19})$$

By algebra, the above inequalities has non-empty feasible set provided that

$$(6\alpha^2 - 8\alpha^2L)n^2 + (14\alpha L - \alpha - 16\alpha L^2)n + 8L^2(1 - L) < 0. \quad (\text{E.20})$$

Due to $\alpha \leq L$, we know

$$n \geq \frac{14L + \sqrt{224L^3 + 1}}{2\alpha(8L - 6)} \quad (\text{E.21})$$

suffices where we assume $L > 3/4$. Picking

$$\nu = \frac{(1 - \eta\alpha)L}{\eta\alpha(1 - \eta\alpha)Ln + 1} \quad (\text{E.22})$$

completes the proof. □

References

- [ANW12] Alekh Agarwal, Sahand Negahban, and Martin J. Wainwright. Fast global convergence of gradient methods for high-dimensional statistical recovery. *The Annals of Statistics*, 40(5):2452–2482, 2012.
- [BD08] Thomas Blumensath and Mike E. Davies. Iterative thresholding for sparse approximations. *Journal of Fourier Analysis and Applications*, 14(5-6):629–654, 2008.
- [BD09] Thomas Blumensath and Mike E. Davies. Iterative hard thresholding for compressed sensing. *Applied and Computational Harmonic Analysis*, 27(3):265–274, 2009.
- [BDDW08] Richard Baraniuk, Mark Davenport, Ronald DeVore, and Michael B. Wakin. A simple proof of the restricted isometry property for random matrices. *Constructive Approximation*, 28(3):253–263, 2008.
- [BRB13] Sohail Bahmani, Bhiksha Raj, and Petros T. Boufounos. Greedy sparsity-constrained optimization. *Journal of Machine Learning Research*, 14(1):807–841, 2013.
- [BT10] Bubacarr Bah and Jared Tanner. Improved bounds on restricted isometry constants for gaussian matrices. *SIAM Journal on Matrix Analysis Applications*, 31(5):2882–2898, 2010.
- [BT14] Bubacarr Bah and Jared Tanner. Bounds of restricted isometry constants in extreme asymptotics: Formulae for Gaussian matrices. *Linear Algebra and its Applications*, 441:88–109, 2014.
- [BT15] Jeffrey D. Blanchard and Jared Tanner. Performance comparisons of greedy algorithms in compressed sensing. *Numerical Linear Algebra with Applications*, 22(2):254–282, 2015.
- [Can08] Emmanuel J. Candès. The restricted isometry property and its implications for compressed sensing. *Comptes Rendus Mathématique*, 346(9):589–592, 2008.
- [CDS98] Scott Shaobing Chen, David L. Donoho, and Michael A. Saunders. Atomic decomposition by basis pursuit. *SIAM Journal on Scientific Computing*, 20(1):33–61, 1998.
- [CRPW12] Venkat Chandrasekaran, Benjamin Recht, Pablo A. Parrilo, and Alan S. Willsky. The convex geometry of linear inverse problems. *Foundations of Computational Mathematics*, 12(6):805–849, 2012.
- [CRT06] Emmanuel J. Candès, Justin K. Romberg, and Terence Tao. Robust uncertainty principles: exact signal reconstruction from highly incomplete frequency information. *IEEE Trans. Information Theory*, 52(2):489–509, 2006.
- [CT05] Emmanuel J. Candès and Terence Tao. Decoding by linear programming. *IEEE Trans. Information Theory*, 51(12):4203–4215, 2005.
- [CT07] Emmanuel J. Candès and Terence Tao. The dantzig selector: statistical estimation when p is much larger than n . *The Annals of Statistics*, pages 2313–2351, 2007.
- [CW08] Emmanuel J. Candès and Michael B. Wakin. An introduction to compressive sampling. *IEEE Signal Processing Magazine*, 25(2):21–30, 2008.
- [CWX10] Tony T. Cai, Lie Wang, and Guangwu Xu. New bounds for restricted isometry constants. *IEEE Trans. Information Theory*, 56(9):4388–4394, 2010.

- [CZ13] Tony T. Cai and Anru Zhang. Sharp RIP bound for sparse signal and low-rank matrix recovery. *Applied and Computational Harmonic Analysis*, 35(1):74–93, 2013.
- [Dan13] Wei Dan. A sharp RIP condition for orthogonal matching pursuit. In *Abstract and Applied Analysis*, volume 2013. Hindawi Publishing Corporation, 2013.
- [DBL14] Aaron Defazio, Francis R. Bach, and Simon Lacoste-Julien. SAGA: A fast incremental gradient method with support for non-strongly convex composite objectives. In *Proceedings of the 28th Annual Conference on Neural Information Processing Systems*, pages 1646–1654, 2014.
- [DDM04] Ingrid Daubechies, Michel Defrise, and Christine De Mol. An iterative thresholding algorithm for linear inverse problems with a sparsity constraint. *Communications on pure and applied mathematics*, 57(11):1413–1457, 2004.
- [DM09] Wei Dai and Olgica Milenkovic. Subspace pursuit for compressive sensing signal reconstruction. *IEEE Trans. Information Theory*, 55(5):2230–2249, 2009.
- [Don06] David L. Donoho. Compressed sensing. *IEEE Trans. Information Theory*, 52(4):1289–1306, 2006.
- [DS09] John C. Duchi and Yoram Singer. Efficient online and batch learning using forward backward splitting. *Journal of Machine Learning Research*, 10:2899–2934, 2009.
- [DT10] David L. Donoho and Jared Tanner. Precise undersampling theorems. *Proceedings of the IEEE*, 98(6):913–924, 2010.
- [DTDS12] David L. Donoho, Yaakov Tsaig, Iddo Drori, and Jean-Luc Starck. Sparse solution of underdetermined systems of linear equations by stagewise orthogonal matching pursuit. *IEEE Trans. Information Theory*, 58(2):1094–1121, 2012.
- [EHJT04] Bradley Efron, Trevor Hastie, Iain Johnstone, and Robert Tibshirani. Least angle regression. *The Annals of statistics*, 32(2):407–499, 2004.
- [Fou11] Simon Foucart. Hard thresholding pursuit: An algorithm for compressive sensing. *SIAM Journal on Numerical Analysis*, 49(6):2543–2563, 2011.
- [Fou12] Simon Foucart. Sparse recovery algorithms: sufficient conditions in terms of restricted isometry constants. In *Approximation Theory XIII: San Antonio 2010*, pages 65–77. Springer, 2012.
- [FR13] Simon Foucart and Holger Rauhut. *A Mathematical Introduction to Compressive Sensing*. Applied and Numerical Harmonic Analysis. Birkhäuser, 2013.
- [JTD11] Prateek Jain, Ambuj Tewari, and Inderjit S. Dhillon. Orthogonal matching pursuit with replacement. In *Proceedings of the 25th Annual Conference on Neural Information Processing Systems*, pages 1215–1223, 2011.
- [JTK14] Prateek Jain, Ambuj Tewari, and Purushottam Kar. On iterative hard thresholding methods for high-dimensional M-estimation. In *Proceedings of the 28th Annual Conference on Neural Information Processing Systems*, pages 685–693, 2014.
- [JZ13] Rie Johnson and Tong Zhang. Accelerating stochastic gradient descent using predictive variance reduction. In *Proceedings of the 27th Annual Conference on Neural Information Processing Systems*, pages 315–323, 2013.

- [LLZ09] John Langford, Lihong Li, and Tong Zhang. Sparse online learning via truncated gradient. *Journal of Machine Learning Research*, 10:777–801, 2009.
- [LW12] Po-Ling Loh and Martin J. Wainwright. High-dimensional regression with noisy and missing data: Provable guarantees with non-convexity. *The Annals of Statistics*, 40(3):1637–1664, 2012.
- [LW15] Po-Ling Loh and Martin J. Wainwright. Regularized m-estimators with nonconvexity: statistical and algorithmic theory for local optima. *Journal of Machine Learning Research*, 16:559–616, 2015.
- [LZA⁺16] Xingguo Li, Tuo Zhao, Raman Arora, Han Liu, and Jarvis Haupt. Stochastic variance reduced optimization for nonconvex sparse learning. *CoRR*, abs/1605.02711, May 9, 2016.
- [Ma13] Zongming Ma. Sparse principal component analysis and iterative thresholding. *The Annals of Statistics*, 41(2):772–801, 2013.
- [Mo15] Qun Mo. A sharp restricted isometry constant bound of orthogonal matching pursuit. *CoRR*, abs/1501.01708, 2015.
- [MS12] Qun Mo and Yi Shen. A remark on the restricted isometry property in orthogonal matching pursuit. *IEEE Trans. Information Theory*, 58(6):3654–3656, 2012.
- [Nes04] Yurii Nesterov. *Introductory lectures on convex optimization*, volume 87. Springer Science & Business Media, 2004.
- [NNW14] Nam Nguyen, Deanna Needell, and Tina Woolf. Linear convergence of stochastic iterative greedy algorithms with sparse constraints. *CoRR*, abs/1407.0088, 2014.
- [NT09] Deanna Needell and Joel A. Tropp. CoSaMP: Iterative signal recovery from incomplete and inaccurate samples. *Applied and Computational Harmonic Analysis*, 26(3):301–321, 2009.
- [NV10] Deanna Needell and Roman Vershynin. Signal recovery from incomplete and inaccurate measurements via regularized orthogonal matching pursuit. *IEEE Journal of Selected Topics in Signal Processing*, 4(2):310–316, 2010.
- [OF97] Bruno A. Olshausen and David J. Field. Sparse coding with an overcomplete basis set: A strategy employed by V1? *Vision research*, 37(23):3311–3325, 1997.
- [PRK93] Yagyensh C. Pati, Ramin Rezaifar, and Perinkulam S. Krishnaprasad. Orthogonal matching pursuit: Recursive function approximation with applications to wavelet decomposition. In *Conference Record of The Twenty-Seventh Asilomar Conference on Signals, Systems and Computers*, pages 40–44. IEEE, 1993.
- [PV13] Yaniv Plan and Roman Vershynin. Robust 1-bit compressed sensing and sparse logistic regression: A convex programming approach. *IEEE Trans. Information Theory*, 59(1):482–494, 2013.
- [RSB12] Nicolas Le Roux, Mark W. Schmidt, and Francis R. Bach. A stochastic gradient method with an exponential convergence rate for finite training sets. In *Proceedings of the 26th Annual Conference on Neural Information Processing Systems*, pages 2672–2680, 2012.

- [RWY11] Garvesh Raskutti, Martin J. Wainwright, and Bin Yu. Minimax rates of estimation for high-dimensional linear regression over ℓ_q -balls. *IEEE Trans. Information Theory*, 57(10):6976–6994, 2011.
- [SL16] Jie Shen and Ping Li. A tight bound of hard thresholding. *CoRR*, abs/1605.01656, May 5, 2016.
- [TG07] Joel A. Tropp and Anna C. Gilbert. Signal recovery from random measurements via orthogonal matching pursuit. *IEEE Trans. Information Theory*, 53(12):4655–4666, 2007.
- [Tib96] Robert Tibshirani. Regression shrinkage and selection via the Lasso. *Journal of the Royal Statistical Society: Series B (Methodological)*, pages 267–288, 1996.
- [Tro04] Joel A. Tropp. Greed is good: algorithmic results for sparse approximation. *IEEE Trans. Information Theory*, 50(10):2231–2242, 2004.
- [TW10] Joel A. Tropp and Stephen J. Wright. Computational methods for sparse solution of linear inverse problems. *Proceedings of the IEEE*, 98(6):948–958, 2010.
- [Ver10] Roman Vershynin. Introduction to the non-asymptotic analysis of random matrices. *CoRR*, abs/1011.3027, 2010.
- [Wai09] Martin J. Wainwright. Sharp thresholds for high-dimensional and noisy sparsity recovery using ℓ_1 -constrained quadratic programming (Lasso). *IEEE Trans. Information Theory*, 55(5):2183–2202, 2009.
- [WS12] Jian Wang and Byonghyo Shim. On the recovery limit of sparse signals using orthogonal matching pursuit. *IEEE Trans. Signal Processing*, 60(9):4973–4976, 2012.
- [Xia10] Lin Xiao. Dual averaging methods for regularized stochastic learning and online optimization. *Journal of Machine Learning Research*, 11:2543–2596, 2010.
- [XZ14] Lin Xiao and Tong Zhang. A proximal stochastic gradient method with progressive variance reduction. *SIAM Journal on Optimization*, 24(4):2057–2075, 2014.
- [YLZ13] Xiao-Tong Yuan, Ping Li, and Tong Zhang. Gradient hard thresholding pursuit for sparsity-constrained optimization. *CoRR*, abs/1311.5750, 2013.
- [YZ13] Xiao-Tong Yuan and Tong Zhang. Truncated power method for sparse eigenvalue problems. *Journal of Machine Learning Research*, 14(1):899–925, 2013.
- [Zha10] Cun-Hui Zhang. Nearly unbiased variable selection under minimax concave penalty. *The Annals of statistics*, pages 894–942, 2010.