

Pairing Mechanism of the Heavily Electron Doped FeSe Systems: Dynamical Tuning of the Pairing Cutoff Energy

Yunkyu Bang*

Department of Physics, Chonnam National University, Kwangju 500-757, Republic of Korea

(Dated: September 10, 2022)

We studied pairing mechanism of the heavily electron doped FeSe (HEDIS) systems, which commonly have one incipient hole band – a band top below the Fermi level by a finite energy distance ϵ_b – at Γ point and ordinary electron bands at M points in Brillouin zone (BZ). We found that the system allows two degenerate superconducting solutions with the exactly same T_c in clean limit: the incipient s_{he}^{\pm} -gap ($\Delta_h^- \neq 0$, $\Delta_e^+ \neq 0$) and s_{ee}^{++} -gap ($\Delta_h = 0$, $\Delta_e^+ \neq 0$) solutions with different pairing cutoffs, Λ_{sf} (spin fluctuation energy) and ϵ_b , respectively. The s_{ee}^{++} -gap solution, in which the system dynamically renormalizes the original pairing cutoff Λ_{sf} to $\Lambda_{phys} = \epsilon_b$ ($< \Lambda_{sf}$), therefore actively eliminates the incipient hole band from forming Cooper pairs, but without loss of T_c , becomes immune to the impurity pair-breaking. As a result, the HEDIS systems, by dynamically tuning the pairing cutoff and selecting the s_{ee}^{++} -pairing state, can always achieve the maximum T_c – the T_c of the degenerate s_{he}^{\pm} solution in the ideal clean limit – latent in the original pairing interactions, even in dirty limit.

PACS numbers: 74.20.-z, 74.20.Rp, 74.70.Xa

I. INTRODUCTION.

The discovery of the FeSe/SrTiO₃ monolayer system ($T_c \approx 60 - 100K$) [1–3] and other heavily electron-doped iron selenide (HEDIS) compounds such as $A_x\text{Fe}_{2-y}\text{Se}_2$ ($A=\text{K, Rb, Cs, Tl, etc.}$) ($T_c \approx 30 - 40K$) [4–6], $(\text{Li}_{1-x}\text{Fe}_x\text{OH})\text{FeSe}$ ($T_c \approx 40K$) [7], and pressurized bulk FeSe ($T_c \approx 37K$) [8] are posing a serious challenge to our understanding of the Iron-based superconductors (IBS). The main puzzles are two: (1) why is T_c so high, up 100K? (2) what is the pairing mechanism and pairing solution with only electron pockets at M point? Among the HEDIS systems, we think, FeSe/SrTiO₃ monolayer system [1–3] has one extra mechanism, which is the long-sought *small-angle scattering phonon boost effect* [9, 10]. Lee *et al.* [11] have measured the presence of the ferroelectric polar phonon in the SrTiO₃(STO) substrate and its strong coupling with the conduction band of the FeSe monolayer. Subsequently, theoretical works [12–15] have elaborated this phonon boost effect specifically to the FeSe-monolayer system.

This phonon boost effect is theoretically trivial to understand. When there exist a large momentum exchange repulsive interaction V_Q – provided by antiferromagnetic (AFM) spin fluctuations – and a small momentum exchange attractive phonon interaction V_{ph} , two pairing potentials do not interfere each other living in the different sectors of momentum space but work together to boost T_c of the s_{\pm} - or d -wave gap solutions as following way [9, 10]:

$$T_c \simeq 1.14 \tilde{\Lambda}_{sf} \cdot \tilde{\Lambda}_{ph} e^{-1/\lambda_{tot}} \quad (1)$$

where $\tilde{\Lambda}_{sf} = \Lambda_{sf}/\lambda_{tot}$, $\tilde{\Lambda}_{ph} = \Lambda_{ph}/\lambda_{tot}$, and $\lambda_{tot} = (\lambda_{sf} + \lambda_{ph})$. $\lambda_{sf,ph}$ and $\Lambda_{sf,ph}$ are the dimensionless coupling constants and the characteristic energy scales of the spin fluctuations and

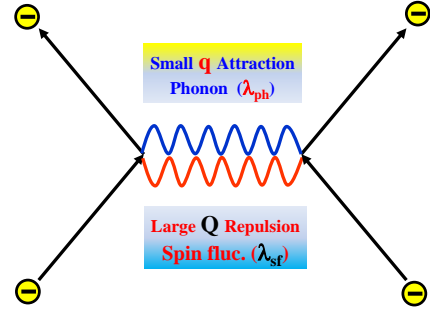


FIG. 1: (Color online) Schematic Feynman diagram of the phonon boost effect. A small momenta \vec{q} exchanging phonon attractive interaction λ_{ph} and the large momenta \vec{Q} exchanging AFM repulsive interaction λ_{AFM} , living in different momentum space, do not interfere but cooperate to enhance the total pairing interaction $\lambda_{tot} = \lambda_{AFM} + \lambda_{ph}$ for the s_{\pm} - and d -wave pairing channels.

phonon, respectively. The Eq.(1) shows that the phonon coupling λ_{ph} – even if weak strength – entering into the exponent of the exponential as $\lambda_{tot} = (\lambda_{sf} + \lambda_{ph})$, its boosting effect of T_c can be far more efficient than a simple algebraic addition.

Apart from this phonon boost effect, which exists only in the FeSe/STO monolayer system, theoretically more challenging question of the HEDIS superconductors is: *even without the phonon boosting effect, how these systems can achieve such high T_c of 30-40K only with the electron pockets.* To clarify this question, we would like to understand the following more specific questions:

- (1) without the hole pocket at Γ point, what is the pairing mechanism and the pairing state?
- (2) does the sunken (incipient) hole band have any specific role or mechanism for such high T_c ?
- (3) why do all HEDIS compounds seem to have the optimal incipency distance $\epsilon_b^{optimal}$ of 60-80 meV for the maximum T_c ?

In this paper, we provide a noble mechanism as an uni-

*ykbang@chonnam.ac.kr

fied answer to all these questions, that is *dynamical tuning of the pairing cutoff energy*. We studied a simple model for the HEDIS systems which consists of one incipient hole band and ordinary electron band(s) with a dominant repulsive interband interaction V_{inter} between them. The original pairing interaction cutoff energy Λ_{sf} is assumed to be larger than the incipient energy ϵ_b ($< \Lambda_{sf}$). This model system has been recently studied, and was shown to have the s_{he}^{\pm} -gap solution[16, 17]. This gap solution forms non-zero gaps both on the incipient hole band and electron band ($\Delta_h \neq 0$, $\Delta_e \neq 0$), hence it is specifically named as "incipient"- s_{he}^{\pm} -gap solution. In this paper, we show that this incipient band model allows another degenerate pairing solution with the same T_c as the incipient- s_{he}^{\pm} -gap solution, but only with the electron bands ($\Delta_h = 0$, $\Delta_e \neq 0$), hence named as s_{ee}^{++} -gap solution. For this pairing solution, the incipient hole band is dynamically eliminated by the renormalization process, and the bare pairing interactions $V_{ab}^0(\Lambda_{sf}) > 0$ ($a, b = h, e$) get renormalized and in particular the bare repulsive intraband interaction ($V_{ee}^0(\Lambda_{sf}) > 0$) for the electron band evolves into an attractive interaction ($V_{ee}^{ren}(\Lambda = \epsilon_b) < 0$) with a reduced pairing cutoff energy $\Lambda = \epsilon_b$, with which the system can form a s-wave pairing with the electron bands only, namely, the s_{ee}^{++} -gap.

The idea of the s-wave pairing state (s_{ee}^{++}) in the electron bands only was also proposed in the previous works[18, 19] using the functional renormalization group (FRG) technique. Although the FRG approach correctly captured the leading instability of the s_{ee}^{++} -pairing state, this method cannot distinguish the s_{ee}^{++} -state and the incipient- s_{he}^{\pm} -state, nor can it clarify the relation between two pairing states. These works have ruled out the possible formation of Cooper pairs on the incipient hole band from the outset and just tracked the RG flow of the leading pairing form factor $\phi_{\alpha}(k)$ – which is in fact the same both for the incipient s_{he}^{\pm} -state and the s_{ee}^{++} -state – and finally projected the form factor on the electron band pockets only. Therefore, in these FRG approaches, the physical pairing cutoff Λ_{phys} was not determined.

Our new finding is that the genuine incipient band model in clean limit has two distinct pairing solutions, the incipient s_{he}^{\pm} -state ($\Delta_h \neq 0$, $\Delta_e \neq 0$) and s_{ee}^{++} -state ($\Delta_h = 0$, $\Delta_e \neq 0$), as degenerate solutions with the exact same T_c but with different physical pairing cutoff energies, $\Lambda_{phys} = \Lambda_{sf}$ and $\Lambda_{phys} = \epsilon_b$, respectively. On the one hand, our finding is in accord with the important principle of *the physical invariance of the renormalization group (RG) transformation*[20]. On the other hand, our finding reveals a new potential of the RG transformation: the RG transformation can go beyond a mathematical technique to conveniently study the low energy physics[21] and the system can actively utilize its own RG flow to determine the physical cutoff energy scale Λ_{phys} and optimize its best ground state. This second mechanism of RG is not new but already known with the renormalization of the Coulomb pseudopotential[22]. The above mentioned degeneracy of two pairing solutions – which are connected by RG transformation – of the HEDIS system gets broken by impurities and the system choose the s_{ee}^{++} -gap solution which extracts the maximum T_c potentially stored in the system, by avoiding the impurity pair-breaking.

In section II, we illustrated the concept of this dynamical tuning of the cutoff energy scale with the well known example of the Coulomb pseudopotential and the phonon-mediated BCS superconductor[22]. We then showed that even the phonon-mediated BCS superconductor with a phonon energy ω_D needs not to have the physical cutoff Λ_{phys} to be ω_D , as commonly believed, but can take arbitrary scale Λ without affecting T_c , Δ_{sc} , and the condensation energy, within a RG scheme.

In section III, equipped with this new concept of dynamical tuning of cutoff energy by RG, we studied the incipient band model with one incipient hole band with ϵ_b and electron band(s) mediated by dominant interband repulsive potential $V_{inter-band} > V_{intra-band}$ with original pairing cutoff Λ_{sf} . In subsection III.A, first we studied the minimal two band model and demonstrated that the T_c is invariant with scaling $\Lambda < \Lambda_{sf}$. Therefore when the scaling energy Λ crossovers from above to below ϵ_b , the pairing solution continuously changes from the incipient s_{he}^{\pm} -state to the s_{ee}^{++} -state keeping the same symmetry. In section III.B, we showed that the non-magnetic impurity scattering severely weakens the s_{he}^{\pm} -state, but would not affect the T_c of the s_{ee}^{++} -state with the physical cutoff $\Lambda_{phys} = \epsilon_b$.

We propose that this is the key mechanism why the HEDIS systems can achieve reasonably high T_c of 30-40K with the sunken (incipient) hole band. They can avoid the impurity pair-breaking by dynamical tuning the pairing cutoff energy to ϵ_b . The standard IBS systems with both hole and electron bands crossing the Fermi level cannot have the choice of the s_{ee}^{++} -solution but only the s_{he}^{\pm} -solution, therefore the standard IBS systems should suffer severe reduction of T_c from the inevitable impurities due to dopings. Otherwise all standard IBS systems could have achieved much higher T_c . On the other hand, the s_{ee}^{++} -solution with the sunken hole band has a different drawback. Namely, increasing the incipient distance ϵ_b weakens the pair susceptibility, hence reduces T_c . Therefore, theoretically the maximum T_c of the s_{ee}^{++} -solution should occur with $\epsilon_b \rightarrow 0$, which is not the case in experiments.

We also found that there exists an optimal value of $\epsilon_b^{optimal}$. The above mentioned RG scaling breaks down when ϵ_b becomes too small because the pair susceptibility for the s_{ee}^{++} -state, $\chi(\epsilon_b; 0) = -2T_c \sum_n \int_0^{\epsilon_b} d\epsilon \frac{1}{\omega_n^2 + \epsilon^2(k)}$, ($\omega_n = \pi T_c(2n + 1)$), gets saturated as $\epsilon_b \rightarrow T_c$, which sets the stable cutoff energy scale $\Lambda_{phys} = \epsilon_b \approx T_c$. In real system, the optimal Λ_{phys} should increase further by other broadening processes as $\Lambda_{phys} = \epsilon_b^{optimal} \approx (\pi T_c + \Gamma_{imp} + \Gamma_{inela})$ (where Γ_{imp} is the impurity scattering rate and Γ_{inela} is the inelastic scattering rate). This is the reason why optimal incipient energy $\epsilon_b^{optimal}$ is 60-80 meV in all HEDIS systems.

In section III.C, we studied a more realistic three band model with one incipient hole band, and two electron bands $e1$ and $e2$. With this model, we discussed another possible pairing solution: s_{e1e2}^{+-} -state, also called, "nodeless" d-wave state, in which $\Delta_{e1} = -\Delta_{e2}$ [23–25]. We showed in general that the s_{e1e2}^{+-} -state is favored when the incipient hole band is deep (large ϵ_b) but the s_{e1e2}^{++} -state becomes winning when the incipient hole band becomes intermediate to shallow (small

ϵ_b). In section III.D, we showed that the s_{e1e2}^{+-} -state is most rapidly destroyed with non-magnetic impurity scattering, but the s_{e1e2}^{++} -state is immune to it and can survive with high T_c in the region of optimal values of $\epsilon_b^{optimal}$. Finally, the “incipient” s_{he1e2}^{++} -state – which had the same T_c as the s_{e1e2}^{++} -state in clean limit – can survive with very low T_c in the region of small values of ϵ_b if the impurity scattering is not strong enough to kill this pairing state completely. This double-dome structure of the phase diagram is quite consistent with recent experiments of electron doped FeSe systems[26–30].

II. RENORMALIZATION OF PAIRING INTERACTIONS

It is well known that the bare Coulomb repulsion μ_0 , operating up to the plasma frequency ω_{pl} , is renormalized to become pseudopotential μ^* , operating up to the phonon frequency $\omega_D (< \omega_{pl})$, as follows[22],

$$\mu^*(\omega_D) = \mu_0 + \mu_0 \cdot \chi(\omega_{pl}; \omega_D) \cdot \mu, \quad (2)$$

hence using Cooperon propagator $\chi(\omega_{pl}; \omega_D) = -2T \sum_n N_0 \int_{\omega_D}^{\omega_{pl}} d\epsilon \frac{1}{\omega_n^2 + \epsilon^2(k)} \approx -N_0 \ln[\frac{\omega_{pl}}{\omega_D}]$,

$$\mu^*(\omega_D) = \frac{\mu_0}{1 + \mu_0 N_0 \ln[\frac{\omega_{pl}}{\omega_D}]}, \quad (3)$$

where N_0 is the density of states (DOS) at Fermi level. Since $\omega_{pl} \gg \omega_D$, the strong repulsive Coulomb potential μ becomes much weakened Coulomb pseudo-potential $\mu^* \ll \mu$. Therefore the total BCS pair potential $V_{pair}(\omega_D) = [V_{ph} + \mu^*] (< 0)$ now can be attractive with the common physical pairing cutoff energy $\Lambda_{phys} = \omega_D$. This is the well known mechanism of how weak phonon attraction $V_{ph} (< 0)$ can overcome the stronger Coulomb repulsion $\mu_0 (> 0)$ by retardation ($\omega_D \ll \omega_{pl}$). A standard theory of the renormalization of the pairing interactions stops here. But now we would like to perform a thought-experiment, namely, let us continue to scale down the effective cutoff energy Λ below ω_D to see what happens. It is straightforward to continue the RG scaling as

$$V_{pair}(\Lambda) = \frac{V_{pair}(\omega_D)}{1 + V_{pair}(\omega_D) N_0 \ln[\frac{\omega_D}{\Lambda}]}. \quad (4)$$

For an attractive interaction ($V_{pair} < 0$), Eq.(4) indicates that the strength of $|V_{pair}(\Lambda)|$ increases as the cutoff energy Λ decreases ($\Lambda < \omega_D$). But it is straightforward to show that the T_c is invariant with RG flow as $T_c = 1.14 \omega_D e^{-1/N_0 |V_{pair}(\omega_D)|} = 1.14 \Lambda e^{-1/N_0 |V_{pair}(\Lambda)|}$. Furthermore, as far as the BCS limit ($\Delta_{sc}/\Lambda \ll 1$) holds, the superconducting (SC) gap size Δ_{sc} is invariant as $\Delta_{sc}(\omega_D) = \Delta_{sc}(\Lambda)$ and the total condensation energy $\Delta E = \frac{1}{2} N_0 \Delta_{sc}^2(\Lambda)$ is also invariant with respect to the RG scaling. Therefore all physical quantities are not affected by this level of RG scaling.

At this level, the system has no reason to choose ω_D , the Debye frequency, as a physical pairing cutoff energy and higher order corrections in $O(T_c, \Delta_{sc}/\Lambda)$ are necessary to determine the true physical cutoff energy Λ_{phys} . Exact calculations of all higher order corrections are difficult

but a simple hint comes from the total condensation energy expression, more precise form of which is given as $\Delta E = -N_0 \Lambda \sqrt{\Lambda^2 + \Delta_{sc}^2} + N_0 \Lambda^2 \approx -\frac{1}{2} N_0 \Delta_{sc}^2 + \frac{1}{8} N_0 \Delta_{sc}^2 (\frac{\Delta_{sc}}{\Lambda})^2 + \dots$ [31]. The last term is the next order correction of the BCS approximation $\Delta E_{BCS} = -\frac{1}{2} N_0 \Delta_{sc}^2$ and tells us that the larger the cutoff energy Λ is the more the condensation energy gain is. Therefore, among the degenerate $T_c(\Lambda)$ solutions, the system would choose the largest cutoff solution that is $\Lambda = \omega_D$ in this case.

With the above exercises we would like to propose the key concept of this paper, i.e., *the physical pairing cutoff energy Λ_{phys} of the SC transition is not automatically determined by the physical boson energy scales of the pairing interactions such as ω_{pl} , ω_D , or ω_{sf} . It can be dynamically tuned by the system to maximize the T_c and the condensation energy.*

III. INCIPIENT BAND MODEL

In this section, we would like to apply the concept of “*dynamical tuning of cutoff energy*” discussed in the previous section to the incipient band model for the HEDIS systems. At the moment, the most accepted theory of the superconductivity for the Fe-pnictide superconductors is the sign-changing s-wave pairing state (s_{he}^{\pm}) between hole band(s) around Γ and electron band(s) around M points in BZ, mediated by the antiferromagnetic (AFM) fluctuations with the wave vector \mathbf{Q} connecting Γ and M points (C-type)[32, 33]. However, the HEDIS systems commonly have only electron pockets(s) at M points and the hole pocket is missing at Γ point, which exists only as an incipient hole-band (see Fig.2). However, even without the hole pocket, experimental evidences are that the AFM spin correlation is dominantly the C-type with the characteristic wave vector \vec{Q} connecting the incipient hole band and the electron band[34]. Therefore, it is a natural attempt to extend the standard paradigm of the s_{he}^{\pm} pairing mechanism to the HEDIS systems: main pairing mechanism is a dominant repulsive interaction, $V_{he} > 0$, between the incipient hole band and electron band(s). There is possibly some fraction of deviation from C-type AFM correlation toward G-type AFM correlation with the wave vector \mathbf{Q}' connecting two electron bands at $\mathbf{Q}_x = (\pi, 0)$ and $\mathbf{Q}_y = (0, \pi)$ [35–37]. Phenomenologically, we will consider this deviation by introducing another weaker repulsive interaction between two electron bands $V_{e1e2} > 0$.

A. Incipient Two Band Model

In order to illustrate the essence of the dynamical tuning mechanism and RG scaling of the cutoff energy, we first study a minimal two band model with one incipient hole band and one electron band as depicted in Fig.3(a). Here we ignore the interaction between electron bands $e1$ and $e2$, therefore two electron bands, $e1$ and $e2$, can be considered as identical one e-band as far as the SC pairing mechanism is concerned. As a result, among the three possible pairing states depicted in Fig.2, only s_{he}^{+-} -gap (Fig.2(a)) and s_{ee}^{++} -gap (Fig.2(b)) are possible with the two band model. This simplification is only

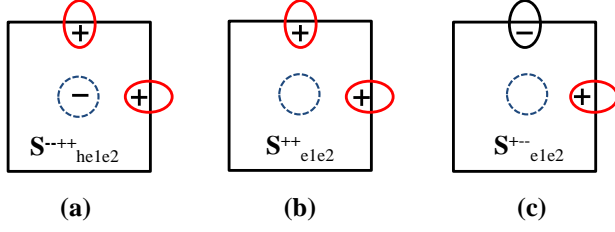


FIG. 2: (Color online) Schematic pictures of three possible SC gap solutions of the incipient band model. In all three cases, the incipient (sunk) hole band is depicted as a dotted line circle around Γ point. (a) incipient s_{he}^{+-} -gap solution. (b) s_{el2}^{++} -gap solution with no Cooper pairs formed on the incipient hole band. (c) s_{el2}^{+-} -gap solution with no Cooper pairs formed on the incipient hole band, also called as "nodeless d -wave".

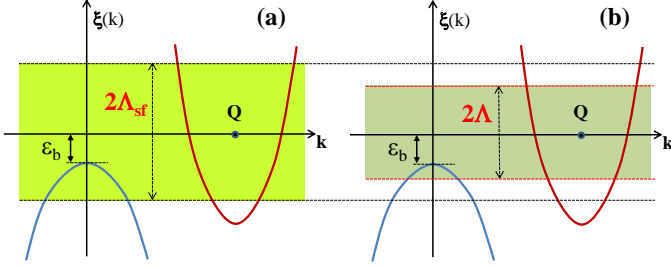


FIG. 3: (Color online) (A) A typical incipient band model with $\Lambda_{sf} > \epsilon_b$. (B) The same model but with the pairing cutoff scaled down as $\Lambda < \Lambda_{sf}$. For each value of Λ , $H_{ren}(\Lambda)$ is defined and the best SC gap solutions are calculated as: incipient s_{he}^{+-} -gap for $\epsilon_b < \Lambda < \Lambda_{sf}$, and s_{ee}^{++} -gap for $\Lambda < \epsilon_b$, with the same T_c for all Λ .

for the proof of concept and we will consider the full three band model later.

In this paper, we assume the incipient energy ϵ_b to be less than the spin-fluctuation pairing interaction cutoff Λ_{sf} as illustrated in Fig.3. This incipient band model[16] and its extended models[17] were recently studied as a possible candidate model for the HEDIS SC systems but only the incipient s_{he}^{+-} -type solution (Fig.2(a)) was investigated. Here we will consider the incipient s_{he}^{+-} -gap solution and s_{ee}^{++} -gap solution (Fig.2(b)) on an equal footing in the two band model. The s_{el2}^{+-} -gap solution (Fig.2(c)) will be considered with three band model later.

The coupled gap equations are the same as the ordinary two band SC model as follows.

$$\begin{aligned}\Delta_h &= [V_{hh}\chi_h]\Delta_h + [V_{he}\chi_e]\Delta_e, \\ \Delta_e &= [V_{ee}\chi_e]\Delta_e + [V_{eh}\chi_h]\Delta_h\end{aligned}\quad (5)$$

where the pair susceptibilities are defined as

$$\begin{aligned}\chi_h(T) &= -\frac{N_h}{2} \int_{-\Lambda_{sf}}^{-\epsilon_b} \frac{d\xi}{\xi} \tanh\left(\frac{\xi}{2T}\right) \approx -\frac{N_h}{2} \ln\left[\frac{1.14\Lambda_{sf}}{\epsilon_b}\right], \\ \chi_e(T) &= -N_e \int_{-\Lambda_{sf}}^{\Lambda_{sf}} \frac{d\xi}{\xi} \tanh\left(\frac{\xi}{2T}\right) \approx -N_e \ln\left[\frac{1.14\Lambda_{sf}}{T}\right]\end{aligned}\quad (6)$$

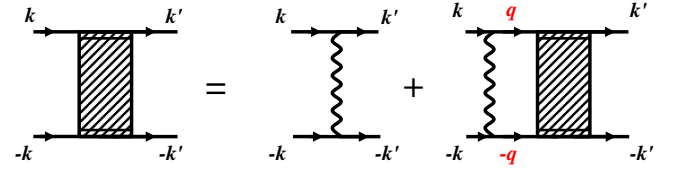


FIG. 4: (Color online) Schematic diagram of the renormalization process. The lefthand side (hatched box vertex) is the renormalized pairing potential $\hat{V}_{ab}(\Lambda)$ defined at low energies ($< \Lambda$) and the first term of the righthand side (the wiggly line vertex) is the bare pairing potential \hat{V}_{ab}^0 . The momenta $\pm k, \pm k'$ belong to the low energy region $|\xi(\pm k)|, |\xi(\pm k')| \in [0 : \Lambda]$. The momenta $\pm q$ belong to the high energy region $|\xi(\pm q)| \in [\Lambda : \Lambda_{sf}]$.

where $N_{h,e}$ are the density of states (DOS) of the hole band and electron band, respectively. Assuming all repulsive pair potentials V_{ab} , but with $V_{inter-band} (= V_{he}, V_{eh}) > V_{intra-band} (= V_{hh}, V_{ee})$, the coupled gap equations Eq.(5) with the susceptibilities Eq.(6) produce the incipient s_{he}^{+-} -gap solution with the OPs Δ_h and Δ_e with opposite signs[16, 17]. T_c decreases with increasing ϵ_b ; however the relative size of $|\Delta_h|/|\Delta_e|$ is insensitive to the value of ϵ_b and the gap size of the incipient hole band $|\Delta_h|$ is comparable to the size of $|\Delta_e|$.

This model is already a low energy effective model in which all the high energy interaction processes originating from U (Hubbard on-site interaction), J (Hund coupling), etc are renormalized down to Λ_{sf} to produce the effective pair potentials $V_{ab}^0(\Lambda_{sf})$ with cutoff energy Λ_{sf} . In particular, the characteristic AFM spin fluctuation energy scale Λ_{sf} is an experimentally measurable – by neutron experiments – physical excitations just like a phonon energy ω_D in the BCS theory. In a standard theory of superconductivity, the renormalization stops here and remained is to solve the gap equation(s) (e.g. Eq.(5)) by a mean field method (BCS theory) or by its dynamical extension (Eliashberg theory).

In this paper, we continue the RG scaling down to arbitrary low energy scale $\Lambda < \Lambda_{sf}$ and define the renormalized model $H_{ren}(\Lambda)$, as depicted in Fig.3(b). The renormalized pair potential $V_{ab}(\Lambda)$ is defined by a standard RG process as follows (see Fig.4),

$$\hat{V}(\Lambda) = \hat{V}^0 + \hat{V}^0 \cdot \hat{\chi}(\Lambda_{sf}; \Lambda) \cdot \hat{V}(\Lambda) \quad (7)$$

and the formal solution is defined by

$$\hat{V}(\Lambda) = [\mathbb{1} - \hat{V}^0 \cdot \hat{\chi}(\Lambda_{sf}; \Lambda)]^{-1} \cdot \hat{V}^0, \quad (8)$$

where $\hat{V}(\Lambda)$ is the renormalized 2x2 matrix pair potential with the new cutoff energy Λ , and \hat{V}^0 is the bare pair potential with the cutoff energy Λ_{sf} defined as

$$\hat{V}^0 = \begin{pmatrix} V_{hh}^0 & V_{he}^0 \\ V_{eh}^0 & V_{ee}^0 \end{pmatrix}.$$

Accordingly, the Cooper susceptibility $\hat{\chi}$ is also 2x2 matrix defined as

$$\hat{\chi}(\Lambda_{sf}; \Lambda) = \begin{pmatrix} \chi_h & 0 \\ 0 & \chi_e \end{pmatrix}$$

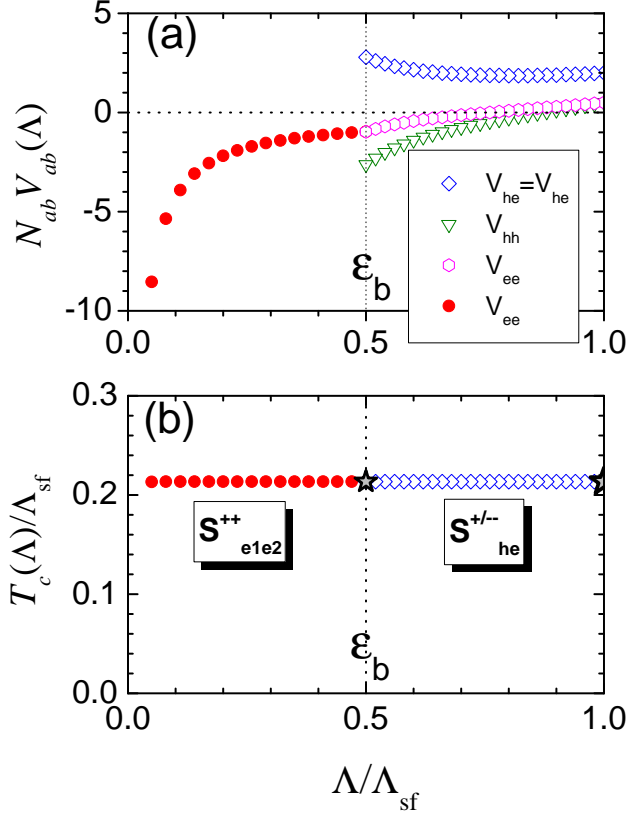


FIG. 5: (Color online) Numerical results of the RG scaling of a typical incipient two band model of Fig.(3) with $\epsilon_b = \Lambda_{sf}/2$. (A) Renormalized pair potentials $N_{ab}\hat{V}_{ab}(\Lambda)$ vs Λ (with $N_{ab} = \sqrt{N_a N_b}$). (B) Calculated T_c with $\hat{V}_{ab}(\Lambda)$ and the corresponding pairing solutions. The pairing gap solution changes when Λ crosses ϵ_b , but T_c remains the same all the time with scaling.

with $\chi_e(\Lambda_{sf}; \Lambda) = -T_c \sum_n 2N_e \int_{\Lambda}^{\Lambda_{sf}} d\xi \frac{1}{\omega_n^2 + \xi^2(k)}$ and $\chi_h(\Lambda_{sf}; \Lambda) = -T_c \sum_n N_h \int_{-\Lambda}^{-\Lambda_{sf}} d\xi \frac{1}{\omega_n^2 + \xi^2(k)}$. Notice that the factor 2 is missing in χ_h since the hole band exists only below the Fermi level. Also $\chi_h(\Lambda_{sf}; \Lambda)$ is defined only up to $\Lambda \rightarrow \epsilon_b$, meaning that when the scaling cutoff Λ runs below ϵ_b as $\Lambda < \epsilon_b$, only the electron band will contribute to the RG flow.

In Fig.5(a), we show the results of the renormalized $\hat{V}_{ab}(\Lambda)$ for the whole range of $\Lambda < \Lambda_{sf}$. In this representative case, we chose $\epsilon_b = \Lambda_{sf}/2$ and the bare potentials: $N_h V_{hh}^0 = N_e V_{ee}^0 = 0.5$ and $\sqrt{N_h N_e} V_{he}^0 = \sqrt{N_h N_e} V_{eh}^0 = 2.0$. For $\epsilon_b < \Lambda < \Lambda_{sf}$, all four components of $\hat{V}_{ab}(\Lambda)$ get renormalized. The key features are: (1) the repulsive interband pair potentials $V_{he,eh}(\Lambda)$ slightly decrease at the beginning but eventually become more repulsive; this is very different behavior compared to the standard single band repulsive potential under RG such as the Coulomb potential. (2) the weaker repulsive intraband pair potentials $V_{hh,ee}(\Lambda)$ turn quickly into attractive ones; the different flow tracks of $V_{hh}(\Lambda)$ and $V_{ee}(\Lambda)$, despite the same starting bare potential $N_h V_{hh}^0 = N_e V_{ee}^0 = 0.5$, is due to the difference of χ_h and

χ_e . For $\Lambda < \epsilon_b$, only $V_{ee}(\Lambda)$ continues to scale and other pair potentials stop scaling because χ_h stops scaling at $\Lambda = \epsilon_b$.

In Fig.5(b), we showed the calculated T_c of the renormalized model $H_{ren}(\Lambda)$ for all values of $\Lambda < \Lambda_{sf}$ depicted in Fig.3(b). Namely, we solved the gap equations Eq.(5) in the limit of $\Delta_{h,e} \rightarrow 0$ with the renormalized pair potentials $V_{ab}(\Lambda)$ and the reduced cutoff Λ . For $\epsilon_b < \Lambda < \Lambda_{sf}$, the pairing gap solution is the incipient s_{he}^{+-} -solution, forming SC OPs both on the hole- (Δ^-) and electron band (Δ^+) (see Fig.2(a)). When $\Lambda < \epsilon_b$, the hole band is outside the pairing cutoff Λ , hence cannot participate forming Cooper pairs. Therefore the gap solution consists of the electron band only with attractive $V_{ee}(\Lambda)$, i.e. s_{ee}^{++} -solution (see Fig.2(b)).

Figure 5(b) shows that the $T_c(\Lambda)$ remain the same all the time with the scaling for $\Lambda < \Lambda_{sf}$. This is a consistent result with the invariance principle of RG[20] but still surprising to be confirmed with the multiband SC model with a complicated pair potential \hat{V}_{ab} , in particular, despite the change of the pairing solutions from s_{he}^{+-} to s_{ee}^{++} [21]. We would like to emphasize that, to achieve this T_c invariance with RG transformation, it is crucially important to calculate the T_c -equation Eq.(5) together with the renormalized pair potentials $\hat{V}_{ab}(\Lambda; T = T_c)$ Eq.(8) simultaneously at same temperature, which needs self-consistent iterative calculations of two equations, because the RG flow itself depends on temperature.

In fact, this electron band only pairing state, s_{ee}^{++} , has been suggested by previous works[18, 19] of FRG studies, applied to the tight binding model with local interactions U , U' , and J_H , designed for the FeSe systems. The FRG technique traces the RG flow of the effective pairing channels $V_{\alpha}(\Lambda)\phi_{\alpha}^*(k)\phi_{\alpha}(k')$ and identifies the most diverging channel "α" as the winning instability of the system as the RG scale Λ runs to arbitrarily low energy. However, because the s_{ee}^{++} -channel and the s_{he}^{+-} -channel are symmetry-wise identical and have the same form factor $\phi_{\alpha}(k) \sim (\cos k_x + \cos k_y)$ (in two Fe/cell BZ), these two channels are running on the same track of the FRG flow. Therefore, identifying the most diverging form factor $\phi_{\alpha}(k)$ itself does not distinguish which of these two pairing states is a true ground state. What distinguishes these two pairing states is neither "channel" nor "symmetry" (they are always the same), but the physical pairing cutoff Λ_{phys} , however the FRG scheme itself does not determine the physical pairing cutoff Λ_{phys} .

This is exactly the point we are addressing in this paper: how to determine the physical pairing cutoff Λ_{phys} . A common sense would be to identify as $\Lambda_{phys} = \Lambda_{sf}$ (the spin-fluctuation energy scale). And when $\Lambda_{sf} > \epsilon_b$ (Fig.3(a)), the pairing solution should be the "incipient" s_{he}^{+-} -state forming gaps on the sunken hole band as well as on the electron bands[16, 17]. And only if $\Lambda_{sf} < \epsilon_b$ and $V_{ee}^0(\Lambda_{sf}) < 0$, the pairing solution can be the s_{ee}^{++} -state, forming gaps only on the electron bands. However, we have shown in Fig.5(b) that even when $\Lambda_{sf} > \epsilon_b$, there is no reason to fix the physical pairing cutoff as $\Lambda_{phys} = \Lambda_{sf}$ because the whole range of $\Lambda < \Lambda_{sf}$ produces the pairing states with the same T_c and the same symmetry but only with different pairing cutoffs.

In the previous section, we have argued that among the degenerate pairing solutions with different cutoff energies Λ ,

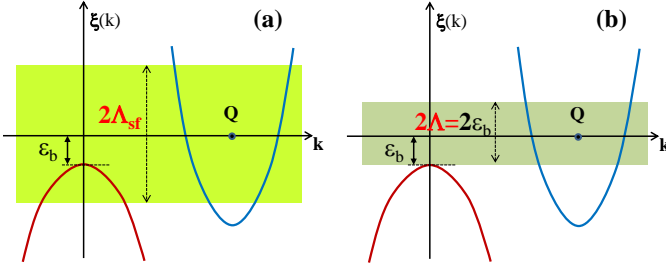


FIG. 6: (Color online) (A) A typical incipient two band model with $\hat{V}_{ab}^0(\Lambda_{sf})$ and the pairing cutoff $\Lambda_{phys} = \Lambda_{sf}$; the pairing solution is the incipient s_{he}^{\pm} . (B) The same model with the renormalized pairing potentials $\hat{V}_{ab}(\epsilon_b)$ and the reduced cutoff $\Lambda_{phys} = \epsilon_b$; the pairing solution is s_{ee}^{++} . The T_c of both states are the same.

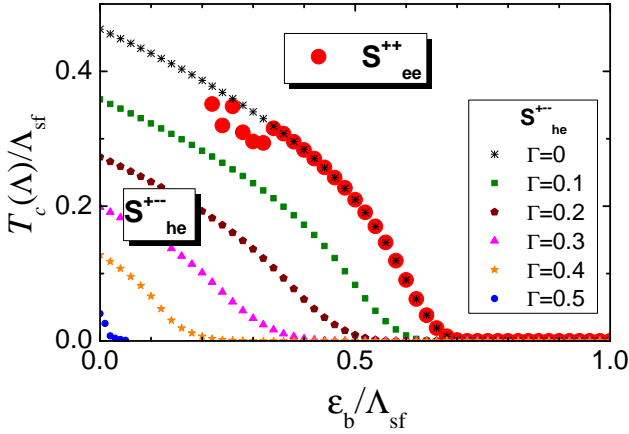


FIG. 7: (Color online) Calculated T_c s as a function of ϵ_b for the two states in Fig.6: the s_{ee}^{++} -state and the incipient s_{he}^{\pm} -state with impurity pair-breaking rate $\Gamma/\Lambda_{sf} = 0, 0.1, 0.2, 0.3, 0.4$ and 0.5 , respectively. The T_c s of s_{he}^{\pm} -state are systematically suppressed with increasing Γ , but T_c s of s_{ee}^{++} -state (red solid circles) do not change with impurities.

the physical ground state should be chosen as the one with the largest Λ because the condensation energy gains more with a larger cutoff energy Λ when considering the higher order corrections of $\sim O(T_c/\Lambda, \Delta_{h,e}/\Lambda)$. Therefore, among the continuously degenerate solutions of the $s_{he}^{\pm}(\Lambda)$ -state for $\epsilon_b < \Lambda < \Lambda_{sf}$, the system will choose the $s_{he}^{\pm}(\Lambda_{sf})$ state with cutoff energy, $\Lambda_{phys} = \Lambda_{sf}$, as a physical ground state. By the same reasoning, among the degenerate solutions of the $s_{ee}^{++}(\Lambda)$ -state for $\Lambda < \epsilon_b$, the system will choose the s_{ee}^{++} state with $\Lambda_{phys} = \epsilon_b$ as a physical ground state. These two physical ground states are marked as black star symbols in Fig.5(b) and specifically illustrated in Fig.6. Therefore, our work provides the rationale for justifying the electron band only pairing state, s_{ee}^{++} , with the physical cutoff $\Lambda_{phys} = \epsilon_b$ even when the original pairing cutoff is Λ_{sf} that is larger than ϵ_b .

B. Incipient s_{he}^{\pm} - and s_{ee}^{++} - states, and impurity scattering

Now we compare two physical ground state solutions of a given incipient two band model with $\Lambda_{sf} > \epsilon_b$: the incipient s_{he}^{\pm} -state with $\Lambda_{phys} = \Lambda_{sf}$ and the s_{ee}^{++} -state with $\Lambda_{phys} = \epsilon_b$ (see Fig.6). We numerically calculate the T_c of these two gap solutions with varying ϵ_b for $0 < \epsilon_b < \Lambda_{sf}$. For all these calculations, it is important to calculate the Cooper susceptibilities without approximation because the cutoff energy $\Lambda_{phys} = \epsilon_b$ of the s_{ee}^{++} -state can be very low to violate the BCS limit ($\frac{T_c}{\Lambda_{phys}} \ll 1$). Therefore, we numerically calculate $\chi_e(\Lambda; 0) = -2T \sum_n N_e \int_0^\Lambda d\xi \frac{1}{\omega_n^2 + \xi^2(k)}$, which can be very different from the BCS approximation $\chi_e(\Lambda; 0) \sim -N_e \ln \frac{1.14\Lambda}{T}$. We chose the same interaction parameters, $N_h V_{hh}^0 = N_e V_{ee}^0 = 0.5$ and $\sqrt{N_h N_e} V_{he}^0 = \sqrt{N_h N_e} V_{eh}^0 = 2.0$ as in the case of Fig.5.

Figure.7 shows that the T_c s of the incipient s_{he}^{\pm} -state with $\Lambda_{phys} = \Lambda_{sf}$ (black stars) and the T_c s of the s_{ee}^{++} -state with $\Lambda_{phys} = \epsilon_b$ (red solid circles) are exactly overlaid on top of each other, in clean limit ($\Gamma = 0$), as explained before. T_c decreases with increasing ϵ_b as the hole band sinks deeper below Fermi level. One important new feature is that while the T_c of the incipient s_{he}^{\pm} -state continuously increases as $\epsilon_b \rightarrow 0$, the T_c of the s_{ee}^{++} -state becomes ill-defined when $\epsilon_b \rightarrow 0$. This is because the Cooper susceptibility $\chi_e(\Lambda = \epsilon_b; T)$ gets saturated and loses its logarithmic divergence as $\epsilon_b < O(T_c)$; in fact $\chi_e(\Lambda = \epsilon_b; T)$ decreases, instead of increasing, with lowering temperature when $\epsilon_b \sim O(T_c)$ so that the T_c -equation fails to find a solution. This behavior provides an important clue why there exists a minimum incipient distance energy $\epsilon_b (= \Lambda_{mim})$ below which the s_{ee}^{++} -pairing state is not stabilized regardless of the strength of the pair potentials $\hat{V}_{ab}(\Lambda)$. In clean limit, this minimum cutoff energy scale is $\Lambda_{mim} \sim T_c$, but it will increase with additional relaxation processes, thermal or dynamical origins, such as $\Lambda_{mim} \sim \sqrt{(\pi T_c)^2 + \Gamma_{imp}^2 + \Gamma_{inelas}^2}$, where Γ_{imp} is static impurity scattering rate, and Γ_{inelas} is inelastic scattering rate that can be provided by spin fluctuations as $\Gamma_{inelas} = \text{Im} \Sigma_{sf}(T)$.

We now consider the impurity pair-breaking effect on T_c of both states and in this paper we considered non-magnetic impurities only. It is well known that the non-magnetic impurity scattering has no effect on T_c of the s-wave pairing according to Anderson's theorem[38], so that the T_c of the s_{ee}^{++} -state in Fig.7 will not be affected with non-magnetic impurities. On the other hand, it is well known that non-magnetic impurities will suppress the T_c of the "standard" s_{he}^{\pm} -state almost as strong as in the d-wave[39]. We expect that the T_c suppression with non-magnetic impurities on the "incipient" s_{he}^{\pm} -state will be weakened compared to the case of the standard s_{he}^{\pm} -state because the incipient band, sunken below Fermi level, should be less effective for any scattering process. However, we have found that this weakening is only marginal. The physical reason is because the relative size of OPs, Δ_h and Δ_e are not reduced by the incipient distance energy ϵ_b as far as the pairing interactions is dominated by the interband potentials as $V_{he,eh} > V_{hh,ee}$ [16, 17]. The detailed formalism of the impurity effect on the incipient s_{he}^{\pm} -state is described in Appendix

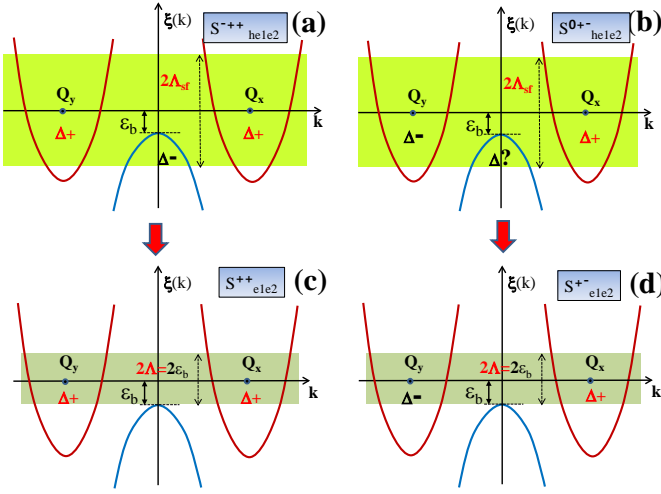


FIG. 8: (Color online) Schematic pictures of possible pairing solutions of the three band model. (a), (b) Solutions without RG scaling but with original pairing cutoff Λ_{sf} . (c), (d) Solutions with the renormalized pairing cutoff $\Lambda_{phys} = \epsilon_b$. Through the RG flow, (a) goes to (c) with the same $T_c^{(1)}$, and (b) goes to (d) with another same $T_c^{(2)}$, respectively, but crossings are not possible.

A.

In Fig.7, we plotted the results of T_c suppression of the incipient s_{he}^{\pm} -state with the different impurity pair-breaking rate $\Gamma/\Lambda_{sf} = 0.1, 0.2, 0.3, 0.4$, and 0.5 , respectively. In this paper, we used the equal strength unitary scatterers ($c = 0$) both for inter- and intra-band impurity scatterings as $V_{he,eh}^{imp} = V_{hh,ee}^{imp}$ (see Appendix A). As expected, the T_c suppression rate is strong and comparable to the case of a standard s_{he}^{\pm} -state. The key messages of Fig.7 is: (1) The T_c s of two degenerate pairing solutions of the incipient two band model, the incipient s_{he}^{\pm} -state and the s_{ee}^{++} -state, tract each other in clean limit. (2) When non-magnetic impurities exist, this degeneracy breaks down and the incipient s_{he}^{\pm} -state pairing quickly gets suppressed with impurities, while the s_{ee}^{++} -state is robust against the non-magnetic impurity pair-breaking. (3) Most interestingly, however, the s_{ee}^{++} -state cannot be stabilized when the incipient hole band approaches too close to Fermi level such as $\epsilon_b < \sqrt{(\pi T_c)^2 + \Gamma_{imp}^2 + \Gamma_{inelas}^2}$. This implies that there exists an optimal incipient distance energy $\epsilon_b^{optimal}$ for the s_{ee}^{++} -state pairing.

C. Incipient three band model

Now we consider more realistic three band model: one incipient hole band (h), plus two electron bands ($e1, e2$) (see Fig.8). In particular, we can study the effect of the inter-electron band interaction $V_{e1,e2}$ which might have a non-negligible strength when the magnetic correlation has a deviation from the standard C -type ($\mathbf{Q} = (\pi, 0), (0, \pi)$) toward G -type ($\mathbf{Q} = (\pi, \pi)$) [35–37]. If the G -type magnetic correlation is dominant, i.e., when $V_{e1,e2} > V_{he1}, V_{he2}$, the leading

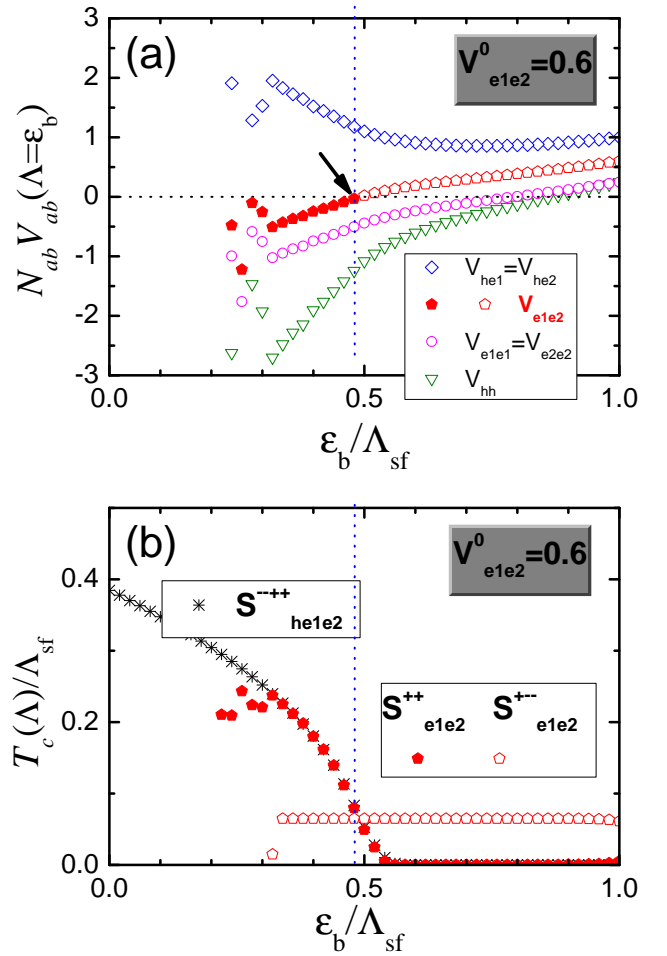


FIG. 9: (Color online) (a) Renormalized pair potentials $N_{ab}\hat{V}_{ab}(\Lambda)$ vs $\Lambda = \epsilon_b$ (with $N_{ab} = \sqrt{N_a N_b}$) of the three band model. When the renormalized $N_{e1e2}V_{e1e2}(\Lambda)$ (red pentagons) becomes attractive ($\epsilon_b/\Lambda_{sf} < 0.48$; denoted by black arrow), the maximum T_c solution changes from s_{e1e2}^{+-} (open pentagons) to s_{e1e2}^{++} (solid pentagons). (b) Calculated T_c s vs ϵ_b of the pairing solutions illustrated in Fig.8.

pairing solution should always be the one in which Δ_{e1} and Δ_{e2} have the opposite signs but the same size (Fig.2(c), Fig.8(b), Fig.8(d)) [19, 23–25]. This gap solution is called as “nodeless d -wave” or “ $d_{x^2-y^2}$ ”, etc. in the literature, but in this paper we denote it as “ s_{e1e2}^{+-} ” to be contrasted to “ s_{e1e2}^{++} -state”. In real FeSe systems, it is most likely that the C -type correlation is dominant, but mixed with some fraction of the G -type correlation[34–37]. Therefore, in the three band model studied in this paper, we assumed $V_{e1e2} < V_{he} (= V_{he1} = V_{he2})$ along with the assumption of all repulsive ($V_{ab} > 0$) inter- and intra-band pair potentials. In this case, we found that there is an interesting transition from the s_{e1e2}^{+-} -state to the s_{e1e2}^{++} -state as the incipient energy ϵ_b varies.

In Fig.8, we have sketched the typical band structure of the three band model with its possible pairing solutions. As in

two band model, we assumed $\Lambda_{sf} > \epsilon_b$. In Fig.8(a) and (b), without RG scaling, two possible pairing solutions, s_{he1e2}^{++} and s_{he1e2}^{0+-} , are illustrated. The s_{he1e2}^{++} -state is the same incipient s_{he}^{+-} -state of the two band model in the previous section. The s_{he1e2}^{0+-} -state is subtle. First, this pairing state with OPs Δ_{e1}^+ and Δ_{e2}^- , opposite signs, on the electron bands $e1$ and $e2$ is possible even when $V_{e1,e2} < V_{he1}, V_{he2}$ as will be shown with numerical calculations. Second, having the OPs Δ_{e1}^+ and Δ_{e2}^- with opposite signs, the OP on incipient hole band Δ_h can be anything: positive, negative, or zero, as far as the pair potentials V_{he1} and V_{he2} are concerned. But considering $V_{hh} > 0$, Δ_h should be zero. This state is still not exactly the same state as the s_{e1e2}^{+-} -state in Fig.8(d), though. In Fig.8(c) and (d), with scaling to $\Lambda_{phys} = \epsilon_b$, the incipient hole band – after contributing to the renormalized potentials $V_{ab}^{ren}(\Lambda)$ – is now completely eliminated from forming Cooper pairs. Two obviously possible solutions, s_{e1e2}^{++} and s_{e1e2}^{+-} , with electron bands only are illustrated. As indicated by the vertical red arrows, the RG flows are: (a) to (c), and (b) to (d). Therefore the T_c s of (a) and (c) are equal and the T_c s of (b) and (d) are equal, respectively.

Figure9 shows the numerical results of a representative case of the three band model with the dimensionless bare pairing potentials $N_{ab}V_{ab}^0 = \sqrt{N_a N_b} V_{ab}^0$: $\sqrt{N_h N_e} V_{he}^0 = 1.0$, $\sqrt{N_{e1} N_{e2}} V_{e1e2}^0 = 0.6$, $N_h V_{hh}^0 = 0.25$ and $N_e V_{ee}^0 = 0.25$, where we assumed $N_{e1} = N_{e2}$, $V_{ee}^0 = V_{e1e1}^0 = V_{e2e2}^0$, and $V_{he}^0 = V_{he1}^0 = V_{he2}^0$. In Fig.9(a), the renormalized potentials $N_{ab}V_{ab}(\Lambda = \epsilon_b)$ are plotted as functions of ϵ_b . These potentials are used to calculate T_c s of the s_{e1e2}^{++} and s_{e1e2}^{+-} states illustrated in Fig.8(c) and (d) with the physical cutoff $\Lambda_{phys} = \epsilon_b$. These results of T_c versus ϵ_b are plotted in Fig.9(b): s_{e1e2}^{++} (solid red pentagons) and s_{e1e2}^{+-} (open red pentagons), respectively. When the incipient hole band is deep (for large ϵ_b), s_{e1e2}^{+-} -state (nodeless d -wave) has higher T_c , and as the incipient hole band becomes shallow (for small ϵ_b), s_{e1e2}^{++} -state becomes winning. This transition happens when the renormalized inter-electron band potential $V_{e1e2}(\epsilon_b)$ turns into negative as indicated by black arrow in Fig.9(a). One interesting and puzzling behavior is that the T_c of the s_{e1e2}^{+-} -state doesn't change as the incipient hole band level (ϵ_b) changes. This behavior can be understood, however, if we remember that the T_c of Fig.8(b) and the T_c of Fig.8(d) should be the same due to the RG invariance. In the pairing state of Fig.8(b), i.e. s_{he1e2}^{0+-} -state, we argued $\Delta_h = 0$. Then it is easy to note that with the given bare values of $N_{ab}V_{ab}^0$ and Λ_{sf} , varying ϵ_b has no effect on the gap equation and T_c . For the cases of s_{he1e2}^{++} (Fig.8(a)) and s_{e1e2}^{++} (Fig.8(c)) –they have also same T_c in clean limit – varying ϵ_b should strongly affect T_c because $\Delta_h \neq 0$ in the s_{he1e2}^{++} -state. Fig.9(b) shows this behavior of T_c versus ϵ_b for the s_{he1e2}^{++} (black stars) and s_{e1e2}^{++} (solid red pentagons) states. As in the case of two band model, the T_c s of the incipient s_{he1e2}^{++} -state with the pairing cutoff energy $\Lambda_{phys} = \Lambda_{sf}$ continuously increases as $\epsilon_b \rightarrow 0$. However, the T_c s of the s_{e1e2}^{++} -state with the pairing cutoff energy $\Lambda_{phys} = \epsilon_b$ becomes ill-defined as $\epsilon_b < T_c$.

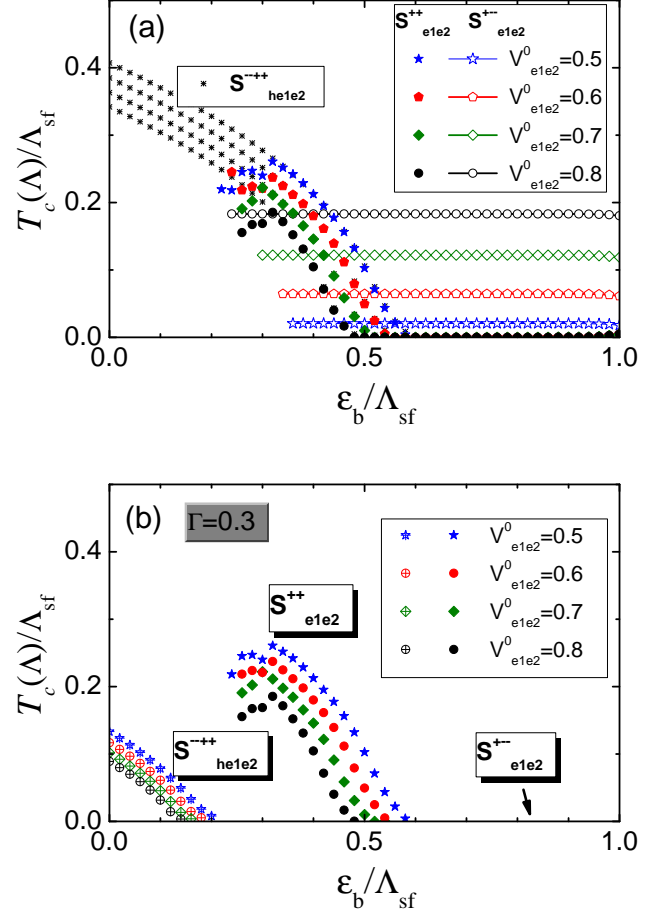


FIG. 10: (Color online) (a) Calculated T_c s vs ϵ_b of the pairing solutions illustrated in Fig.8. for different bare inter-electronband potential $N_{e1e2}V_{e1e2}^0 = 0.5, 0.6, 0.7$, and 0.8 , respectively. (b) The same calculations as (a), but with non-magnetic impurity scattering rate $\Gamma/\Lambda_{sf} = 0.3$.

D. Impurity effect on three band model

Now we would like to consider the non-magnetic impurity effect on the T_c of s_{he1e2}^{++} , s_{e1e2}^{++} , and s_{e1e2}^{+-} -states. As we have argued in the two band model, the T_c of the s_{e1e2}^{+-} -state is immune to the non-magnetic impurity scattering. The impurity effect on the s_{e1e2}^{+-} -state is mathematically equivalent to the case of the d -wave state, hence we expect the strongest T_c suppression. Finally, the impurity effect on the s_{he1e2}^{++} -state is the same to the case of the s_{he}^{+-} -state in two band model. The impurity theory for the two band model can be straight forwardly used for the three band model with a replacement of $N_e = N_{e1} + N_{e2}$ (see Appendix A).

Figure10(a) is the same plot as Fig.9(b) – T_c versus ϵ_b for three pairing states: s_{he1e2}^{++} , s_{e1e2}^{++} , and s_{e1e2}^{+-} – but with different the values of $N_{e1e2}V_{e1e2}^0 = 0.5, 0.6, 0.7$, and 0.8 , respectively, otherwise with the same parameter values as in Fig.9. It is

busy plot but easy to understand the general trend. First, the T_c of the s_{e1e2}^{+-} -state (open symbols) increases with increasing $N_{e1e2}V_{e1e2}^0$. On the contrary, the T_c s of the s_{he1e2}^{-++} (black stars) and s_{e1e2}^{++} -state (solid symbols) decreases with increasing $N_{e1e2}V_{e1e2}^0$, as expected. Secondly, as already shown in Fig.9(b), there are crossovers of the higher T_c pairing state as ϵ_b decreases from the s_{e1e2}^{+-} -state (open symbols) to the s_{e1e2}^{++} -state (solid symbols) for each value of V_{e1e2}^0 . Finally, the T_c s of the s_{e1e2}^{++} -state is ill-defined as $\epsilon_b < T_c$.

Figure10(b) shows the same calculations of Figure10(a) but including non-magnetic impurity scattering. We assumed unitary limit scatterers ($c=0$; see Appendix A) equal for all inter- and intra-band scatterings and the impurity scattering rate $\Gamma = 0.3\Lambda_{sf}$. This is quite a large scattering rate and this value was chosen to kill all T_c of the s_{e1e2}^{+-} -state just for illustration. While the T_c s of the s_{e1e2}^{+-} -state remain the same as in Fig.10(a), the T_c s of the incipient s_{he1e2}^{-++} -state are strongly suppressed. As a result, the incipient s_{he1e2}^{-++} -state (open symbols) survive only in the region of the left corner of small values of ϵ_b in Fig.10(b).

The results of Fig.10(b) imply the following simple picture. If we can change the depth of the incipient hole band, ϵ_b , by electron doping, pressure, or dosing [26–30] in a typical FeSe system, the shallow incipient hole band system (small ϵ_b) can support the incipient s_{he1e2}^{-++} -state with low T_c , while the s_{e1e2}^{+-} -state can appear with much higher T_c with increasing ϵ_b to the optimal value $\epsilon_b^{optimal}$. Further increasing impurity scattering rate, all incipient s_{he1e2}^{-++} -state disappears and only the s_{e1e2}^{+-} -state will survive with the same high T_c in the region of $\epsilon_b^{optimal}$. These results of Fig.10(b) looks very similar to the recent experimental observations of the phase diagram of electron doped FeSe systems, which shows the curious double dome and single dome structure of the T_c versus electron doping phase diagram[26–28].

IV. SUMMARY AND CONCLUSIONS

We believe that the FeSe/STO monolayer system is an exception among all HEDIS system, in that it has an extra phonon boost effect to achieve the exceptionally high T_c up to ~ 100 K. In this paper, we focus on the common electronic pairing mechanism with the electron pockets only, the characteristics shared by all HEDIS systems including the FeSe/STO monolayer system. We studied pairing mechanism of the phenomenological incipient band models: one incipient hole band (h) plus one electron band (e) or two electron bands ($e1, e2$) with the pairing interactions $V_{ab}^0 > 0$ – possibly provided by the AFM spin-fluctuations – with the pairing cutoff energy $\Lambda_{sf}(> \epsilon_b)$.

We introduced the concept of *dynamical tuning of physical cutoff by RG*. Using this concept and direct numerical calculations, we found that the incipient band model allows two degenerate SC solutions with the exactly same T_c in clean limit: the s_{he}^{\pm} -gap ($\Delta_h^- \neq 0, \Delta_e^+ \neq 0$) and s_{ee}^{++} -gap ($\Delta_h = 0, \Delta_e^+ \neq 0$) solutions with different pairing cutoffs, $\Lambda_{phys} = \Lambda_{sf}$ and $\Lambda_{phys} = \epsilon_b$, respectively. The s_{ee}^{++} -gap solution, with

$\Lambda_{phys} = \epsilon_b$, actively eliminates the incipient hole band from forming Cooper pairs, becomes immune to the impurity pair-breaking. As a result, the HEDIS systems, by dynamically tuning the pairing cutoff and by selecting the s_{ee}^{++} -pairing state, can always achieve the maximum T_c – the T_c of the degenerate s_{he}^{\pm} solution in the ideal clean limit – latent in the original pairing interactions, even in dirty limit. We also found that there exist an optimal incipient energy $\epsilon_b^{optimal}$ of the hole band, below this value the s_{ee}^{++} -pairing state cannot be stabilized. We estimate $\epsilon_b^{optimal} \approx \sqrt{(\pi T_c)^2 + \Gamma_{imp}^2 + \Gamma_{inel}^2}$.

With more realistic three band model with one incipient hole band (h) and two electron bands ($e1, e2$), we studied additional new pairing state: s_{e1e2}^{+-} , also called as “nodeless” d -wave state. We showed in general that the s_{e1e2}^{+-} -state is favored when the incipient hole band is deep (large ϵ_b) but the s_{e1e2}^{+-} -state becomes favored when the incipient hole band becomes intermediate to shallow depth ($\epsilon_b < \epsilon_b^{optimal}$). With including non-magnetic impurity scattering, the s_{e1e2}^{+-} -state gets most rapidly destroyed, but the “incipient” s_{he1e2}^{-++} -state can survives with very low T_c in the region of small values of ϵ_b and the s_{e1e2}^{+-} -state can exist with much higher T_c in the region of optimal values of $\epsilon_b^{optimal}$. This double-dome structure of the phase diagram shown in Fig.10(b) and the general trend of the transition of the pairing states: “incipient” s_{he1e2}^{-++} -state \rightarrow s_{e1e2}^{+-} -state, with electron doping, accompanied with increasing T_c , looks very much similar to the recent experiments of electron doped FeSe systems[26–30].

In conclusion, we propose that the standard paradigm of the IBS superconductivity[32, 33] – the s_{he}^{\pm} -pairing mechanism mediated by the dominant repulsive interband interaction between the hole band(s) around Γ and the electron band(s) around M originating from the C -type AFM spin-fluctuations – continues to operate in the HEDIS systems. Here the new ingredient of the pairing mechanism is the *dynamical tuning of the pairing cutoff energy* Λ to ϵ_b by RG scaling to form the s_{e1e2}^{+-} -state, otherwise from the degenerate incipient s_{he}^{\pm} -state. By this, the HEDIS systems can avoid the impurity pair-breaking effect, but the drawback is that the hole band has to sink below Fermi level by ϵ_b , which reduces T_c . In view of this picture and relatively high $T_c \sim 30 - 40$ K of the HEDIS, all pnictide and chalcogenide IBS seem to suffer severe T_c -suppression due to impurities, which are inevitable from dopings; otherwise, the IBS systems in general have had the pairing interaction strength possible for much higher T_c . The FeSe/STO monolayer system has the additional *phonon boost effect*[9–15] on top of the above mentioned common pairing mechanism of the HEDIS systems.

Acknowledgements – This work was supported by NRF Grant 2013-R1A1A2-057535 funded by the National Research Foundation of Korea.

Appendix A: Impurity Formalism of T_c -suppression

1. The two band incipient s_{he}^{+-} -state

The impurity effect enters the pair susceptibilities $\chi(T)_{h,e}$ in the gap equations Eq.(5) in the main text as follows,

$$\chi_h(T) = -T \sum_n N_h \int_{-\Lambda_{sf}}^{-\varepsilon_b} d\xi \frac{\tilde{\Delta}_h(k)}{\tilde{\omega}_n^2 + \xi^2 + \tilde{\Delta}_h^2(k)}, \quad (\text{A.1})$$

$$\chi_e(T) = -T \sum_n N_e \int_{-\Lambda_{sf}}^{\Lambda_{sf}} d\xi \frac{\tilde{\Delta}_e(k)}{\tilde{\omega}_n^2 + \xi^2 + \tilde{\Delta}_e^2(k)}, \quad (\text{A.2})$$

where $\tilde{\omega}_n$ and $\tilde{\Delta}_{h,e}$ contain all selfenergy corrections due to the impurity scattering. Notice the difference of the quasiparticle energy integration domains, $\int_{-\Lambda_{sf}}^{-\varepsilon_b}$ and $\int_{-\Lambda_{sf}}^{\Lambda_{sf}}$, between the hole and electron band, respectively. For a standard s_{he}^{+-} -state with ordinary hole- and electron-band, where both bands has the integration domains as $\int_{-\Lambda_{sf}}^{\Lambda_{sf}}$, $\tilde{\omega}_n$ and $\tilde{\Delta}_{h,e}$ can be calculated using the \mathcal{T} -matrix method as[39]

$$\tilde{\omega}_n = \omega_n + \Sigma_h^0(\omega_n) + \Sigma_e^0(\omega_n), \quad (\text{A.3})$$

$$\tilde{\Delta}_{h,e} = \Delta_{h,e} + \Sigma_h^1(\omega_n) + \Sigma_e^1(\omega_n), \quad (\text{A.4})$$

$$\Sigma_{h,e}^{0,1}(\omega_n) = \Gamma \cdot \mathcal{T}_{h,e}^{0,1}(\omega_n), \quad \Gamma = \frac{n_{imp}}{\pi N_{tot}}, \quad (\text{A.5})$$

where $\omega_n = T\pi(2n+1)$ is the Matsubara frequency, n_{imp} the impurity concentration, and $N_{tot} = N_h + N_e$ is the total DOS. The \mathcal{T} -matrices $\mathcal{T}^{0,1}$ are the Pauli matrices $\tau^{0,1}$ components in the Nambu space, and are written for two band superconductivity as

$$\mathcal{T}_a^i(\omega_n) = \frac{G_a^i(\omega_n)}{D} \quad (i=0,1; a=h,e), \quad (\text{A.6})$$

$$D = c^2 + [G_h^0 + G_e^0]^2 + [G_h^1 + G_e^1]^2, \quad (\text{A.7})$$

$$G_a^0(\omega_n) = \frac{N_a}{N_{tot}} \frac{\tilde{\omega}_n}{\sqrt{\tilde{\omega}_n^2 + \tilde{\Delta}_a^2(k)}}, \quad (\text{A.8})$$

$$G_a^1(\omega_n) = \frac{N_a}{N_{tot}} \frac{\tilde{\Delta}_a}{\sqrt{\tilde{\omega}_n^2 + \tilde{\Delta}_a^2(k)}}, \quad (\text{A.9})$$

where $c = \cot \delta_0 = 1/[\pi N_{tot} V_{imp}]$ is a convenient measure of scattering strength and we assumed the equal strength for all inter- and intra-band impurity scatterings. $c=0$ means the unitary limit ($V_{imp} \rightarrow \infty$) and $c>1$ is the Born limit ($V_{imp} \ll 1$) scattering.

Now we need a modification of the above formulas for the incipient hole band model. For T_c -equation ($\Delta_{h,e} \rightarrow 0$ limit), all differences come from

$$N_h \int_{-\Lambda_{sf}}^{-\varepsilon_b} d\xi \frac{1}{\omega_n^2 + \xi^2} \approx N_h \frac{1}{|\omega_n|} \tan^{-1} \left(\frac{\Lambda_{sf}}{\varepsilon_b} \right) \quad (\text{A.10})$$

compared to the standard two band case of

$$N_h \int_{-\Lambda_{sf}}^{\Lambda_{sf}} d\xi \frac{1}{\omega_n^2 + \xi^2} \approx N_h \frac{\pi}{|\omega_n|}. \quad (\text{A.11})$$

Therefore, with replacing N_h by $N_h^{eff} = N_h \tan^{-1}(\frac{\Lambda_{sf}}{\varepsilon_b})/\pi$, all the above formulas for the standard two band model can be continuously used without changes. We need to redefine: $N_{tot} = (N_h^{eff} + N_e)$, and $\tilde{N}_h = N_h^{eff}/N_{tot}$, $\tilde{N}_e = N_e/N_{tot}$, and the strength of the impurity scattering rate $\Gamma = \frac{n_{imp}}{\pi N_{tot}}$ should also be redefined with newly defined $N_{tot} = (N_h^{eff} + N_e)$. Being $N_h^{eff} < N_h$, it succinctly contains all the effects of the sunken hole band by ε_b .

To determine T_c , we take $T \rightarrow T_c$ limit and linearize the gap equations (5) in the main text with respect to the OPs $\Delta_{h,e}$. First, the impurity renormalized Matsubara frequency Eq.(A.3) and the OPs Eq.(A.4) are written as

$$\tilde{\omega}_n = \omega_n(1 + \eta_\omega), \quad (\text{A.12})$$

$$\tilde{\Delta}_{h,e} = \Delta_{h,e}(1 + \delta_{h,e}), \quad (\text{A.13})$$

with

$$\eta_\omega = \frac{\Gamma}{1 + c^2} \frac{1}{|\omega_n|}, \quad (\text{A.14})$$

$$\delta_{h,e} = \frac{\Gamma}{1 + c^2} \frac{1}{|\omega_n|} \frac{[\tilde{N}_h \Delta_h + \tilde{N}_e \Delta_e]}{\Delta_{h,e}}. \quad (\text{A.15})$$

And the pair susceptibilities Eq.(A.1) and Eq.(A.2) are now simplified as

$$\chi_{h,e}(T) = -\pi T N_{tot} \tilde{N}_{h,e} \sum_n \frac{\Delta_{h,e}(k)(1 + \delta_{h,e})}{|\omega_n(1 + \eta_\omega)|}. \quad (\text{A.16})$$

It is immediately clear that when $\eta_\omega = \delta_{a=h,e}$ for a single band s -wave state, there is no renormalization of the pair susceptibility $\chi_a(k)$ with the impurity scattering. This is just the Anderson theorem of T_c -invariance of the s -wave SC. For a d -wave case, obviously $\delta_a = 0$, hence results in the maximum T_c -suppression. In the case of a standard s_{he}^{+-} -wave, we have shown that $|\delta_a| \ll |\eta_\omega|$ because of the inverse relation of $\frac{N_h}{N_e} \approx \frac{|\Delta_e|}{|\Delta_h|}$ and Eq.(A.15), in the limit of the dominant interband pairing ($V_{he,eh} \gg V_{hh,ee}$)[39].

In our incipient two band case, it is more complicated to draw any simple conclusion. However, as we have shown above, after replacing $N_h \rightarrow N_h^{eff}$, all the formulas are the same as in the case of the standard s_{he}^{+-} -wave state. The remaining question is whether the inverse relation $\frac{N_h^{eff}}{N_e} \approx \frac{|\Delta_e|}{|\Delta_h|}$ is still hold or not, and we found that this relation is still hold in the incipient s_{he}^{+-} -state with numerical calculations[16, 17]. With the susceptibilities Eq.(A.16) together with the gap equations (5) in the main text in the limit $\Delta_a \rightarrow 0$, we have calculated T_c in Fig.7 with non-magnetic impurity scattering. For convenience of parametrization, we used the impurity scattering rate parameter $\Gamma = n_{imp}/(\pi N_{tot})$ with $N_{tot} = (N_h + N_e)$ in Fig.7 instead of using the physically more relevant parameter $\Gamma = n_{imp}/(\pi N_{tot})$ with $N_{tot} = (N_h^{eff} + N_e)$, which would be changing as a function of ε_b .

2. The three band incipient s_{he1e2}^{--++} -state

Noticing that $N_{e1} = N_{e2}$ and $\Delta_{e1} = \Delta_{e2}$ (see Fig.2(a)), the above formulas for the two band incipient s_{he}^{--++} -case can be used only with the replacement of $N_e = 2N_{e1,e2}$. And the result of T_c -suppression is qualitatively the same as the incipient two band s_{he}^{--++} -state.

3. The three band s_{e1e2}^{--++} -state

Noticing that this is a d -wave (nodeless) state (see Fig.2(c)), it is always $\delta_{a=e1,e2} = 0$, and hence results in the maximum

T_c -suppression as in a standard single band d -wave case.

4. The three band s_{e1e2}^{++} -state

Finally, the most focused pairing state of this paper, the three band s_{e1e2}^{++} -state, having $\Delta_{e1} = \Delta_{e2}$ with the same sign and $\Delta_h = 0$, this state is the same as the single band s -wave state, hence should satisfy the Anderson's theorem[38] of the T_c -invariance with the time-reversal invariant disorders such as the non-magnetic impurities.

-
- [1] Q. Y. Wang *et al.* Chin. Phys. Lett. **29**, 037402 (2012).
 - [2] S. L. He *et al.* Nature Mater. **12**, 605 (2013).
 - [3] J. F. Ge *et al.* Nature Mater. **14**, 285 (2015).
 - [4] J. Guo *et al.* Phys. Rev. B **82**, 180520(R) (2010).
 - [5] A. F. Wang *et al.* Phys. Rev. B **83**, 060512(R) (2011).
 - [6] Y. Zhang *et al.* Nature Mater. **10**, 273 (2011).
 - [7] X. F. Lu *et al.* Nature Mater. **14**, 325 (2015).
 - [8] S. Margadonna, Y. Takabayashi, Y. Ohishi, Y. Mizuguchi, Y. Takano, T. Kagayama, T. Nakagawa, M. Takata, and K. Prasad Phys. Rev. B **80**, 064506 (2009).
 - [9] Y. Bang, Phys. Rev. B **78**, 075116 (2008).
 - [10] Y. Bang, Phys. Rev. B **79**, 092503 (2009).
 - [11] J. J. Lee, *et al.* Nature **515**, 245 (2014).
 - [12] Y.-Y. Xiang, F. Wang, D. Wang, Q.-H. Wang, and D.-H. Lee, Phys. Rev. B **86**, 134508 (2012).
 - [13] D.-H. Lee, Chinese Physics B **11**, 117405 (2015).
 - [14] L. Rademaker, Y. Wang, T. Berlijn, S. Johnston, New J. Phys. **18**, 022001 (2016).
 - [15] Y. Wang, K. Nakatsukasa, L. Rademaker, T. Berlijn, S. Johnston, Supercond. Sci. Technol. **29**, 054009 (2016).
 - [16] Y. Bang, New J. Phys. **16**, 023029 (2014).
 - [17] X. Chen, S. Maiti, A. Linscheid, and P. J. Hirschfeld, Phys. Rev. B **92**, 224514 (2015).
 - [18] Y.-Y. Xiang, Y. Yang, W.-S. Wang, Z.-Z. Li, and Q.-H. Wang Phys. Rev. B **88**, 104516 (2013).
 - [19] F. Wang, F. Yang, M. Gao, Z.-Y. Lu, T. Xiang, and D.-H. Lee, Europhys. Lett. **93**, 57003 (2011).
 - [20] The simple but important principle of RG transformation is that the physically measured quantities should be the same before and after RG transformation. In this sense, we report a rare case in this paper in which this RG invariance is subtly modified, where although the pairing symmetry, T_c , and condensation energy remain invariant with RG transformation, the ground state is changing with different values of physical pairing cutoff Λ_{phys} .
 - [21] Although the symmetry of the incipient s_{he}^{--++} - and s_{ee}^{++} -state is the same, they are physically distinct states having different physical cutoff Λ_{phys} . For example, the incipient s_{he}^{--++} -state has the Bogoliubov quasiparticles and shadow gap[16] on the incipient hole band but the s_{ee}^{++} -state does not.
 - [22] J.R. Schrieffer, *Theory of Superconductivity*, p185 (The Benjamin/Cummings, 1983).
 - [23] C. Fang, Y.-L. Wu, R. Thomale, B. A. Bernevig, and J. Hu, Phys. Rev. X **1**, 011009 (2011).
 - [24] I. I. Mazin, Phys. Rev. B **84**, 024529 (2011).
 - [25] R. M. Fernandes and A. J. Millis, Phys. Rev. Lett. **110**, 117004 (2013).
 - [26] C. L. Song, H. M. Zhang, Y. Zhong, X. P. Hu, S. H. Ji, L. Wang, K. He, X. C. Ma, and Q. K. Xue Phys. Rev. Lett. **116**, 157001 (2016).
 - [27] L. L. Sun, X. J. Chen, J. Guo, P. Gao, Q. Z. Huang, H.D. Wang, M.H. Fang, X. L. Chen, G. Chen, Q. Wu, C. Zhang, D. C. Gu, X. L. Dong, L. Wang, K. Yang, A. G. Li, X. Dai, H.-K. Mao, and Z. X. Zhao, Nature (London) **483**, 67 (2012).
 - [28] M. Izumi, L. Zheng, Y. Sakai, H. Goto, M. Sakata, Y. Nakamoto, H. L. Nguyen, T. Kagayama, K. Shimizu, S. Araki, Sci. Rep. **5**, 9477 (2015).
 - [29] C. H. P. Wen, H. C. Xu, C. Chen, Z. C. Huang, Y. J. Pu, Q. Song, B. P. Xie, M. Abdel-Hafiez, D. A. Chareev, A. N. Vasiliev, R. Peng, and D. L. Feng, Nat. Commun. **7** 10840 (2016).
 - [30] J. J. Seo, B. Y. Kim, B. S. Kim, J. K. Jeong, J. M. Ok, Jun Sung Kim, J. D. Denlinger, S. -K. Mo, C. Kim, and Y. K. Kim, Nat. Commun. **7** 11116 (2016).
 - [31] Y. Bang, arXiv:1601.01847.
 - [32] P. J. Hirschfeld, M. M. Korshunov, I. I. Mazin, Rep. Prog. Phys. **74**, 124508 (2011).
 - [33] A. V. Chubukov, P.J. Hirschfeld, Physics Today, **68**, 46 (2015).
 - [34] M. Wang, C. Li, D. L. Abernathy, Y. Song, S. V. Carr, X. Lu, S. Li, Z. Yamani, J. Hu, T. Xiang, and P. Dai, Phys. Rev. B **86**, 024502 (2012).
 - [35] G. Friemel, J. T. Park, T. A. Maier, V. Tsurkan, Y. Li, J. Deisenhofer, H.-A. Krug von Nidda, A. Loidl, A. Ivanov, B. Keimer, and D. S. Inosov, Phys. Rev. B **85**, 140511 (2012).
 - [36] J. T. Park, G. Friemel, Y. Li, J.-H. Kim, V. Tsurkan, J. Deisenhofer, H.-A. Krug von Nidda, A. Loidl, A. Ivanov, B. Keimer, and D. S. Inosov, Phys. Rev. Lett. **107**, 177005 (2011).
 - [37] G. Friemel, W. P. Liu, E. A. Goremychkin, Y. Liu, J. T. Park, O. Sobolev, C. T. Lin, B. Keimer, and D. S. Inosov, Europhys. Lett. **99**, 67004 (2012).
 - [38] P. W. Anderson, J.Phys. Chem. Solids **11**, 26 (1959).
 - [39] Y. Bang, H.-Y. Choi, and H. Won, Phys. Rev. B **79**, 054529 (2009).