

STRATEGIC INITIAL PLACEMENT PROMOTES EVOLUTION OF COOPERATION ON GRAPHS

YU-TING CHEN, ALEX MCAVOY, AND MARTIN A. NOWAK

ABSTRACT. Population structure and spatial heterogeneity are integral components of evolutionary dynamics and, in particular, of the evolution of cooperation in social dilemmas. Despite the fact that structure can promote the emergence of cooperation in some populations, it can suppress it in others. Thus, a detailed understanding of the influence of population structure is crucial for describing the features that allow cooperative behaviors to spread. Here, we provide a complete description of when selection favors cooperation on regular graphs under birth-death and death-birth updating for any initial configuration. We find that cooperation is never favored for birth-death updating. For death-birth updating, we derive a simple, computationally tractable formula for natural selection to favor cooperation when starting from any given initial configuration. This formula elucidates two important features concerning the emergence of cooperation: (i) the takeover of cooperation can be enhanced by the strategic placement of cooperators, and (ii) adding more cooperators to the initial configuration can sometimes suppress the evolution of cooperation.

1. INTRODUCTION

Mechanisms favoring the emergence of cooperation in social dilemmas have become central focuses of evolutionary game theory in recent years (Nowak, 2006b; Brosnan and Bshary, 2010; Zaggl, 2013). The dilemma of cooperation, which is characterized by conflicts of interest between individuals and groups, poses a significant challenge to models of evolution since many of these models predict that cooperation cannot persist in the presence of exploitation by defectors (Nowak et al., 2004; Taylor et al., 2004; Nowak, 2006a). Yet cooperation is widely observed in nature, and population structure is one element that can promote its emergence. In fact, spatial structure is among the most salient determinants of the evolutionary dynamics of a population (Nowak and May, 1992; Hutson and Vickers, 2002; Jansen and van Baalen, 2006; Nowak et al., 2009; Fu et al., 2010).

In social dilemmas, population structure can allow for the emergence of localized cooperative clusters that would normally be outcompeted by defectors in well-mixed populations (Nowak et al., 2004; Taylor et al., 2004; Rand et al., 2014). However, whether population structure promotes or suppresses cooperation depends on a number of factors such as the update rule, the type of social dilemma, and the spatial details of the structure. For example, cooperation need not be favored in prisoner's dilemma interactions under birth-death updating (Ohtsuki et al., 2006; Ohtsuki and Nowak, 2006; Tarnita et al., 2009b; Allen and Nowak, 2014). For social dilemmas like the snowdrift game (Nowak, 2006a), in which it is still individually rational to cooperate even when the opponent defects, spatial structure can actually inhibit the spread of cooperation (Hauert and Doebeli, 2004). It follows that population structure must always be considered in the context of the game and the underlying details of the evolutionary update rule.

In the donation game, a cooperator (C) pays a cost, c , to provide the opponent with a benefit, b , and a defector (D) pays no cost and provides no benefit to the opponent (Sigmund, 2010). Provided $b > c > 0$, this game represents a prisoner's dilemma since then the unique Nash equilibrium is mutual defection, but both players would prefer the payoff from mutual cooperation (Maynard Smith, 1982). In addition to representing one of the most important social dilemmas, the donation game also admits a simple way in which to quantify the strategy of cooperation: the benefit-to-cost ratio, b/c . As this ratio gets larger, the act of cooperation

(A1,A2,A3) PROGRAM FOR EVOLUTIONARY DYNAMICS, HARVARD UNIVERSITY, CAMBRIDGE, MA 02138

(A1) CENTER OF MATHEMATICAL SCIENCES AND APPLICATIONS, HARVARD UNIVERSITY, CAMBRIDGE, MA 02138

(A2) DEPARTMENT OF MATHEMATICS, UNIVERSITY OF BRITISH COLUMBIA, VANCOUVER, BC V6T 1Z2

(A3) DEPARTMENT OF MATHEMATICS, HARVARD UNIVERSITY, CAMBRIDGE, MA 02138

(A3) DEPARTMENT OF ORGANISMIC AND EVOLUTIONARY BIOLOGY, HARVARD UNIVERSITY, CAMBRIDGE, MA 02138

Email: martin_nowak@harvard.edu.

has a more profound effect on the opponent relative to the cost paid by the cooperator. As we shall see, when starting from any initial configuration of cooperators and defectors in a structured population, this ratio is a vital indicator of the evolutionary performance of cooperation.

One of the most popular frameworks for studying evolution in structured populations is evolutionary graph theory (Lieberman et al., 2005; Ohtsuki et al., 2006; Ohtsuki and Nowak, 2006; Szabó and Fáth, 2007; Taylor et al., 2007; Santos et al., 2008; Szolnoki et al., 2009; Broom et al., 2011; Broom and Rychtář, 2012; van Veelen et al., 2012; Chen, 2013; Maciejewski et al., 2014; Débarre et al., 2014). In a graph-structured population, the players reside on the vertices and the edges indicate who is a neighbor of whom. In fact, there are two types of neighborhoods: (i) those that generate payoffs (“interaction neighborhoods”) and (ii) those that are relevant for evolutionary updating (“dispersal neighborhoods”). Thus, an evolutionary graph is actually a pair of graphs consisting of an interaction graph and a dispersal graph (Ohtsuki et al., 2007a; Taylor et al., 2007; Ohtsuki et al., 2007b; Pacheco et al., 2009). As in many other studies, we assume that the interaction and dispersal graphs are the same. Other extensions of evolutionary graph theory involve dynamic graphs, which allow the population structure to change during evolutionary updating (Antal et al., 2009; Tarnita et al., 2009a; Wu et al., 2010b; Wardil and Hauert, 2014). Our focus is on static, regular graphs of degree k , meaning the population size, N , is fixed and each player has exactly k neighbors.

We treat here two of the most prominent evolutionary update rules: birth-death and death-birth. In both processes, players are arranged on a graph and accumulate payoffs by interacting with all of their neighbors. This payoff, π , is then converted to fitness, f , via $f = 1 + w\pi$, where $w \geq 0$ is the intensity of selection (Nowak et al., 2004). In a birth-death process (Moran, 1958; Nowak et al., 2004), a player is chosen with probability proportional to fitness for reproduction; the offspring of this player then replaces a random neighbor (who dies). In a death-birth process (Ohtsuki et al., 2006), a player is chosen uniformly at random for death; a neighbor of this player then reproduces (with probability proportional to fitness) and the offspring fills the vacancy. For each of these processes, we assume that w is small, i.e. selection is weak. Weak selection is often a biologically meaningful assumption since an individual might possess many traits (strategies), and each trait makes only a small contribution to fitness (Fu et al., 2009; Wu et al., 2010a, 2013).

Weak selection is said to favor cooperation if, when starting from an initial configuration, ξ , with n cooperators, the fixation probability of cooperators exceeds n/N when $w > 0$ is sufficiently small. Ohtsuki et al. (2006) show that, on large regular graphs of degree k , selection favors the fixation of a single, randomly-placed cooperator in the death-birth process as long as $b/c > k$. In a refinement of this result, Chen (2013) shows that, for any n with $0 < n < N$, selection favors cooperation when starting from a random configuration of n cooperators and $N - n$ defectors if and only if b/c exceeds the critical ratio

$$\left(\frac{b}{c}\right)^* = \frac{k(N-2)}{N-2k}. \quad (1)$$

Note that this ratio, which characterizes when selection increases the fixation probability of cooperators, is independent of the location of the mutant, despite the fact that the probability of fixation itself depends on this initial location (McAvoy and Hauert, 2015). As the population size, N , gets large, the critical benefit-to-cost ratio of Eq. (1) approaches k , which recovers the result of Ohtsuki et al. (2006). Our goal here is to move beyond Eq. (1) and give an explicit, computationally feasible benefit-to-cost ratio for any initial configuration of cooperators and defectors.

Given the profusion of possible ways to structure a population of a fixed size, it quickly becomes difficult to determine when a population structure favors the evolution of cooperation. Here, we provide a solution to this problem for birth-death and death-birth processes on regular graphs. We show that, for any initial configuration of cooperators and defectors, (i) cooperation is never favored by selection in birth-death processes, and (ii) in death-birth processes, there exists a simple, explicit critical benefit-to-cost ratio that characterizes when selection favors the emergence of cooperation. Moreover, if N is the population size and k is the degree of the graph, then the complexity of calculating this benefit-to-cost ratio is $O(k^2N)$, and, in particular, linear in N . Thus, while the calculations of fixation probabilities in structured populations are famously intractable (Voorhees, 2013; Ibsen-Jensen et al., 2015; Hindersin et al., 2015), the determination of whether or not selection increases the probability of fixation is markedly simpler.

In addition to providing a computationally feasible way of determining whether selection favors cooperation on a particular graph, our results highlight the importance of the initial configuration for the emergence of cooperation. Depending on the graph, adding additional cooperators to the initial condition can either suppress or promote the evolution of cooperation. A careful choice of initial configuration of cooperators and defectors can minimize the critical benefit-to-cost ratio for selection to favor cooperation. If cooperation is not favored by selection in such a strategically chosen initial state, then it cannot be favored under any other initial configuration. In this sense, there exists a configuration that is most conducive to the evolution of cooperation, which is not apparent when one looks at just single-cooperator configurations or random configurations with n cooperators since these initial configurations need not minimize the critical benefit-to-cost ratio.

2. RESULTS

2.1. Critical benefit-to-cost ratios. Let ξ be a configuration of cooperators and defectors on a fixed regular graph of size N and degree k , and let \mathbf{C} denote the configuration consisting solely of cooperators. For the donation game, the probability that cooperators take over the population when starting from state ξ may be viewed as a function of the selection intensity, $\rho_{\xi, \mathbf{C}}(w)$. We consider here the following question: when does weak selection increase the probability that cooperators fixate? In other words, when is $\rho_{\xi, \mathbf{C}}(w) > \rho_{\xi, \mathbf{C}}(0)$ for sufficiently small $w > 0$? Note that if there are n cooperators in state ξ , then $\rho_{\xi, \mathbf{C}}(0) = n/N$, so this condition is equivalent to $\rho_{\xi, \mathbf{C}}(w) > n/N$ for small $w > 0$.

To answer this question, we first need to introduce some notation. If x is a vertex of the graph and ξ is an initial configuration, then let $f_1(x, \xi)$ and $f_0(x, \xi)$ be the frequencies of cooperators and defectors, respectively, among the neighbors of the player at vertex x . Similarly, let $f_{10}(x, \xi)$ be the fraction of paths of length two, starting at x , that consist of a cooperator followed by a defector. From these quantities, let

$$\overline{f_1} := \frac{1}{N} \sum_{x \in V} f_1(x, \xi); \quad (2a)$$

$$\overline{f_0} := \frac{1}{N} \sum_{x \in V} f_0(x, \xi); \quad (2b)$$

$$\overline{f_{10}} := \frac{1}{N} \sum_{x \in V} f_{10}(x, \xi); \quad (2c)$$

$$\overline{f_1 f_0} := \frac{1}{N} \sum_{x \in V} f_1(x, \xi) f_0(x, \xi), \quad (2d)$$

which are obtained by averaging these ‘local frequencies’ over all of the players in the population. From these local frequencies, which are straightforward to calculate (see Fig. 1), we obtain our main result: for small $w > 0$, $\rho_{\xi, \mathbf{C}}(w) > \rho_{\xi, \mathbf{C}}(0)$ if and only if the benefit-to-cost ratio exceeds the critical value

$$\left(\frac{b}{c}\right)_{\xi}^* = \frac{k(N\overline{f_1} \cdot \overline{f_0} - \overline{f_{10}})}{N\overline{f_1} \cdot \overline{f_0} - k\overline{f_{10}} - k\overline{f_1 f_0}} \quad (3)$$

whenever the denominator is positive (and ∞ otherwise). Since the calculations of $\overline{f_1}$, $\overline{f_0}$, and $\overline{f_1 f_0}$ are $O(kN)$ and the calculation of $\overline{f_{10}}$ is $O(k^2N)$, it follows that the complexity of finding the critical benefit-to-cost ratio is $O(k^2N)$, so it is feasible to calculate even when the population is large. Note also that if $\hat{\xi}$ is the state obtained by swapping cooperators and defectors in ξ , then both ξ and $\hat{\xi}$ have the same critical benefit-to-cost ratio. We discuss these ‘conjugate’ initial states further in our treatment of structure coefficients below.

For fixed $k \geq 2$, the critical benefit-to-cost ratio in Eq. (3) converges uniformly to k as $N \rightarrow \infty$ (see **Supporting Information**). Moreover, when ξ has just a single cooperator, the ratio of Eq. (4) reduces to that of Eq. (1), which, in particular, does not depend on the location of the cooperator. This property is notable because the fixation probability itself usually does depend on the location of the cooperator—even on regular graphs (McAvoy and Hauert, 2015). We show in **Supporting Information** that one recovers from Eq. (3) the result of Chen (2013) that Eq. (1) gives the critical benefit-to-cost ratio for a randomly-chosen initial configuration with a fixed number of cooperators.

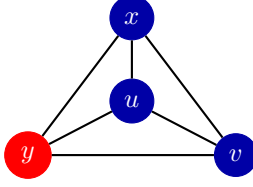
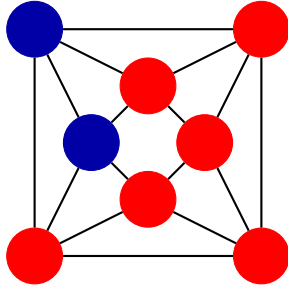


FIGURE 1. Calculation of the local frequencies of Eq. (2), $f_1(x, \xi)$, $f_0(x, \xi)$, and $f_{10}(x, \xi)$, where ξ is the configuration consisting of a defector at vertex y and cooperators elsewhere. Among the three neighbors of the player at vertex x , two are cooperators (u and v) and one is a defector (y); thus, $f_1(x, \xi) = 2/3$ and $f_0(x, \xi) = 1/3$. Furthermore, of the nine paths of length two that begin at vertex x , only two ($x \rightarrow u \rightarrow y$ and $x \rightarrow v \rightarrow y$) consist of a cooperator followed by a defector, and it follows that $f_{10}(x, \xi) = 2/9$.

(a) $(b/c)^* = 42$; $\sigma \approx 1.05$



(b) $(b/c)^* = \infty$; $\sigma = 1$

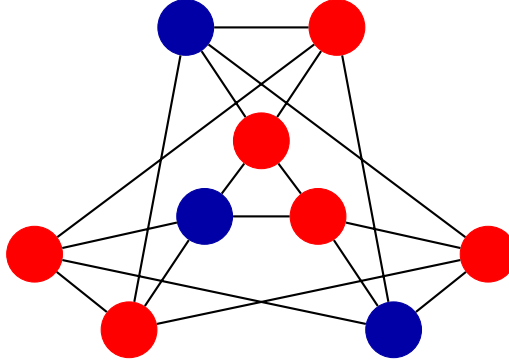


FIGURE 2. Two graphs showing configurations of cooperators (blue) and defectors (red). (a) Cooperation can be favored for the initial condition that is shown since the critical benefit-to-cost ratio is 42 and, in particular, finite. However, the fixation of cooperation cannot be favored for any initial configuration with a single cooperator on this graph. (b) Cooperation cannot be favored for the initial condition that is shown since the critical benefit-to-cost ratio is infinite. However, any initial configuration with a single cooperator has a critical benefit-to-cost ratio of 28. Therefore, the addition of cooperators to the initial configuration can either favor cooperation, (a), or suppress it, (b).

2.2. Strategic placement of cooperators. Perhaps the most interesting consequences of Eq. (3) are its implications for the success of cooperators as a function of the initial configuration. Recall that Eq. (1) gives the critical benefit-to-cost ratio for both (i) configurations with a single cooperator and (ii) random configurations with a fixed number of cooperators. When cooperators and defectors are configured randomly, this ratio is independent of the number of cooperators and suggests that the effects of selection cannot be improved by increasing the initial cooperator abundance.

Eq. (3), on the other hand, shows that the initial configuration of cooperators—including their abundance—does affect how selection acts on the population. First of all, there are graphs for which the critical benefit-to-cost ratio is infinite for configurations with a single cooperator but finite for some configurations with multiple cooperators (Fig. 2(a)). In contrast, there are graphs for which this ratio is finite for configurations with a single cooperator but infinite for some states with multiple cooperators (Fig. 2(b)). It follows that single-mutant states do not completely characterize the success of cooperators.

In a configuration with isolated cooperators (resp. defectors), any two cooperators (resp. defectors) are at least three steps away from one another. Let N_0 denote the maximum number of isolated strategies that a configuration can carry. Examples of configurations with isolated cooperators on a graph with $N_0 = 3$ are

given in Fig. 3. If a strategy (cooperate or defect) appears only once in a configuration, then that strategy is clearly isolated, so it is always true that $N_0 \geq 1$.

If $N > 2k$, then cooperation can be favored for a mixed initial condition with n cooperators whenever $1 \leq n \leq N_0 + 1$ or $1 \leq N - n \leq N_0 + 1$, and, moreover, these bounds on n are sharp. Stated differently, under these conditions any configuration with n cooperators has a finite critical benefit-to-cost ratio. Furthermore, if $N_0 \geq 2$, then, for any n with $2 \leq n \leq N_0$, there exists a configuration with n cooperators whose critical ratio is strictly less than the ratio for a single cooperator (Eq. (1)). Such a configuration necessarily has no isolated strategies since the minimum critical benefit-to-cost ratio among configurations with an isolated strategy is attained by any state with just a single cooperator. Proofs of these statements may be found in **Supporting Information**.

The strategic placement of cooperators and defectors can therefore produce a critical benefit-to-cost ratio that is less than the ratio for a single cooperator among defectors. In fact, starting from a configuration with just one cooperator, one can reduce this critical ratio by placing a second cooperator adjacent to the first cooperator (see **Supporting Information**). If b/c lies below Eq. (1) and above Eq. (3), then a strategically chosen configuration can ensure that the fixation of cooperation is favored by selection even if it is disfavored for any single-cooperator state. This behavior is particularly pronounced on small networks, where the critical ratios take on a significant range of values (see Fig. 3), and less apparent on large networks, where the critical ratios are much closer to the degree of the graph, k . Fortunately, on small networks it is easier to directly search for configurations that have small critical benefit-to-cost ratios via Eq. (3).

2.3. Structure coefficients. Consider now a game whose payoff matrix is

$$\begin{array}{cc} & \begin{matrix} A & B \end{matrix} \\ \begin{matrix} A \\ B \end{matrix} & \begin{pmatrix} a & b \\ c & d \end{pmatrix} \end{array}. \quad (4)$$

The donation game is a special case of this game with A indicating a cooperator and B indicating a defector. If \mathbf{A} denotes the monomorphic state consisting of only A -players and if ξ is a configuration of A - and B -players, then a natural generalization of the question we asked for the donation game is the following: when is $\rho_{\xi, \mathbf{A}}(w) > \rho_{\xi, \mathbf{A}}(0)$ for sufficiently small $w > 0$? That is, when does (weak) selection favor the fixation of A when starting from state ξ ? For technical reasons, this question is more difficult to answer when the payoff matrix is Eq. (4) instead of that of the donation game. There is, however, an alternative way of generalizing the critical benefit-to-cost ratio to Eq. (4).

When considering the evolutionary success of strategy A based on configurations with only one mutant, another standard measure is whether the fixation probability of a single A -mutant in a B -population exceeds that of a single B -mutant in an A -population (see Tarnita et al., 2009b, Eq. 2). That is, one compares the fixation probability of A to the fixation probability of B after swapping A and B in the initial state. This interchange of strategies may be defined for any initial state: formally, if ξ is a configuration of A -players and B -players, the conjugate of ξ , written $\hat{\xi}$, is the state obtained by swapping A and B in ξ . In other words, the A -players in ξ are the B -players in $\hat{\xi}$.

A natural generalization of this criterion to arbitrary initial configurations involves comparing the fixation probability of A in ξ to the fixation probability of B in $\hat{\xi}$. Let \mathbf{A} and \mathbf{B} be the monomorphic states consisting of all A -players and all B -players, respectively. In this context, our main result is that

$$\rho_{\xi, \mathbf{A}}(w) > \rho_{\hat{\xi}, \mathbf{B}}(w) \quad (5)$$

for all sufficiently small $w > 0$ if and only if

$$\sigma_{\xi} a + b > c + \sigma_{\xi} d, \quad (6)$$

where, for the death-birth process,

$$\sigma_{\xi} = \frac{N \left(1 + \frac{1}{k}\right) \overline{f_1} \cdot \overline{f_0} - 2\overline{f_{10}} - \overline{f_1 f_0}}{N \left(1 - \frac{1}{k}\right) \overline{f_1} \cdot \overline{f_0} + \overline{f_1 f_0}}. \quad (7)$$

In **Supporting Information**, we give an explicit formula for the structure coefficient, σ_{ξ} , for birth-death updating as well. Just as it is for the critical benefit-to-cost ratio of Eq. (3), the complexity of calculating

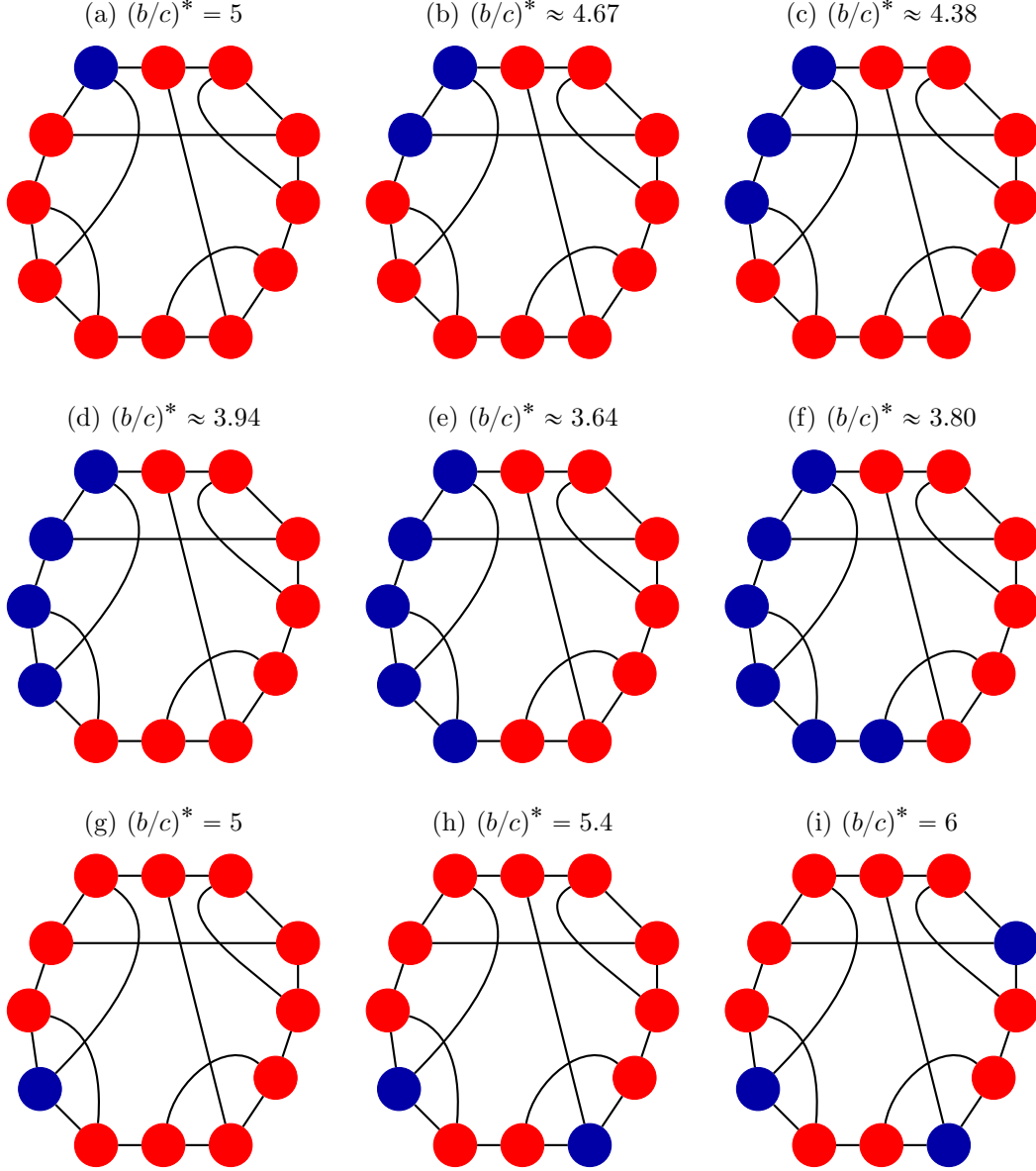


FIGURE 3. Configurations of cooperators and defectors on the Frucht graph, a 3-regular graph with 12 vertices and no non-trivial symmetries (see Frucht, 1949). Panels (a)-(f) show the effects on the critical benefit-to-cost ratio of adding additional cooperators to the initial state. Panel (e) shows the global minimum of $(b/c)_\xi^*$, which is achieved by just (e) and its conjugate; adding additional cooperators to the configuration in (e) only increases $(b/c)_\xi^*$. The configuration of (e) is ‘optimal’ for cooperation in the sense that if selection increases the fixation probability of cooperators in some state, then it does so in state (e) as well. Relative to all possible initial states, selection can increase the fixation probability of cooperators in (e) under the smallest b/c ratio. Panels (g)-(i) show that when cooperators are added in a different order (starting with just a single cooperator), the critical benefit-to-cost ratio can actually be increased. Each of these three configurations has isolated cooperators, and (i) gives the global maximum of $(b/c)_\xi^*$, which is achieved by just (i) and its conjugate. Since $N_0 = 3$, (i) is a maximal isolated configuration. The initial state in (i) is least conducive to cooperation in the sense that, relative to all other initial configurations, (i) requires the largest b/c ratio for selection to increase the fixation probability of cooperators. If selection increases this fixation probability when starting from state (i), then it does so when starting from any other mixed initial configuration.

σ_ξ is $O(k^2 N)$. In fact, the relationship between $(b/c)_\xi^*$ and σ_ξ is remarkably straightforward:

$$\left(\frac{b}{c}\right)_\xi^* = \frac{\sigma_\xi + 1}{\sigma_\xi - 1}, \quad (8)$$

which, for death-birth updating, generalizes a result of Tarnita et al. (2009b) to arbitrary initial configurations. Note that the critical benefit-to-cost ratio increases as σ_ξ decreases. Moreover, unlike the critical benefit-to-cost ratio, σ_ξ is always finite. Interestingly, both $(b/c)_\xi^*$ and σ_ξ are invariant under conjugation, meaning they are the same for $\hat{\xi}$ as they are for ξ .

For the donation game, Eq. (6) is equivalent to $b/c > (b/c)_\xi^*$. Of course, Eq. (6) applies to a broader class of games as well and represents a simple way to compare the success of a strategy (A) relative to its alternative (B) when selection is weak. In this sense, Eq. (6) may be thought of as a generalization of the critical benefit-to-cost rule to arbitrary 2×2 games.

3. DISCUSSION

Selection always opposes the emergence of cooperation for birth-death updating, regardless of the initial configuration of cooperators and defectors (see **Supporting Information**). This result is consistent with previous studies showing that cooperation cannot be favored under random configurations (Ohtsuki et al., 2006; Ohtsuki and Nowak, 2006), and it specifies further that cooperation cannot be favored under any configuration. For general 2×2 games given by Eq. (4), one can also find a simple formula for σ_ξ in the selection condition of Eq. (6) that can be easily calculated for a given graph; see **Supporting Information** for details.

Remarkably, in the death-birth process, both the critical benefit-to-cost ratio and σ_ξ depend on only local properties of the initial configuration, which makes these quantities straightforward to calculate. Furthermore, the complexity of calculating both of these quantities is $O(k^2 N)$, where N is the size of the population and k is the degree of the graph, so they are computationally feasible even on large graphs. Therefore, our results provide a tractable way of determining whether or not selection favors cooperation for any initial configuration.

Finding an optimal configuration, which is one that minimizes the critical benefit-to-cost ratio, seems to be a difficult nonlinear optimization problem. The critical ratio is easily computed for any given configuration, but a graph of size N has 2^N possible initial configurations, which makes a brute-force search unfeasible for all but small N . Our results qualitatively show that both the initial abundance and the initial configuration of cooperators can strongly influence the effects of selection. We leave as an open problem whether it is possible to find a polynomial-time algorithm that produces an optimal configuration on any regular graph. However, since Eq. (3) is extremely easy to compute for a given configuration, and since small graphs generally exhibit broader variations of critical ratios than do larger graphs, it is typically feasible to find a state that is more conducive to cooperation than a random configuration.

Our analysis of arbitrary initial configurations uncovers two important features of the death-birth process: (i) there exist graphs that suppress the spread of cooperation when starting from a single mutant but promote the spread of cooperation when starting from configurations with multiple mutants (Fig. 2(a)), and (ii) there exist graphs that promote the spread of cooperation when starting from a single mutant but suppress the spread of cooperation when starting from configurations with many mutants (Fig. 2(b)). The proper initial configuration is thus a crucial determinant of the evolutionary dynamics, and our results help to engineer initial conditions that promote the emergence of cooperation on social networks.

ACKNOWLEDGMENTS

Support from the Center of Mathematical Sciences at Harvard University (Y.-T.C.), the John Templeton Foundation (Y.-T.C. and M.A.N.), a grant from B Wu and Eric Larson (Y.-T.C. and M.A.N.), and the Natural Sciences and Engineering Research Council of Canada (A.M.) is gratefully acknowledged.

REFERENCES

Allen, B. and Nowak, M. A. (2014). Games on graphs. *EMS Surveys in Mathematical Sciences*, 1(1):113–151.

- Antal, T., Ohtsuki, H., Wakeley, J., Taylor, P. D., and Nowak, M. A. (2009). Evolution of cooperation by phenotypic similarity. *Proceedings of the National Academy of Sciences*, 106(21):8597–8600.
- Broom, M. and Rychtář, J. (2012). A general framework for analysing multiplayer games in networks using territorial interactions as a case study. *Journal of Theoretical Biology*, 302:70–80.
- Broom, M., Rychtář, J., and Stadler, B. T. (2011). Evolutionary Dynamics on Graphs - the Effect of Graph Structure and Initial Placement on Mutant Spread. *Journal of Statistical Theory and Practice*, 5(3):369–381.
- Brosnan, S. F. and Bshary, R. (2010). Cooperation and deception: from evolution to mechanisms. *Philosophical Transactions of the Royal Society B: Biological Sciences*, 365(1553):2593–2598.
- Chen, Y.-T. (2013). Sharp benefit-to-cost rules for the evolution of cooperation on regular graphs. *The Annals of Applied Probability*, 23(2):637–664.
- Chen, Y.-T., Choi, J., and Cox, J. T. (2016). On the convergence of densities of finite voter models to the Wright–Fisher diffusion. *Annales de l’Institut Henri Poincaré, Probabilités et Statistiques*, 52(1):286–322.
- Débarre, F., Hauert, C., and Doebeli, M. (2014). Social evolution in structured populations. *Nature Communications*, 5.
- Frucht, R. (1949). Graphs of degree three with a given abstract group. *Canadian Journal of Mathematics*, 1(4):365–378.
- Fu, F., Nowak, M., and Hauert, C. (2010). Invasion and expansion of cooperators in lattice populations: Prisoner’s dilemma vs. snowdrift games. *Journal of Theoretical Biology*, 266(3):358–366.
- Fu, F., Wang, L., Nowak, M. A., and Hauert, C. (2009). Evolutionary dynamics on graphs: Efficient method for weak selection. *Physical Review E*, 79(4).
- Hauert, C. and Doebeli, M. (2004). Spatial structure often inhibits the evolution of cooperation in the snowdrift game. *Nature*, 428(6983):643–646.
- Hindersin, L., Möller, M., Traulsen, A., and Bauer, B. (2015). Exact numerical calculation of fixation probability and time on graphs. arXiv preprint arXiv:1511.02696.
- Hutson, V. and Vickers, G. T. (2002). Backward and forward traveling waves in evolutionary games. *Methods and Applications of Analysis*, 9(1):159–176.
- Ibsen-Jensen, R., Chatterjee, K., and Nowak, M. A. (2015). Computational complexity of ecological and evolutionary spatial dynamics. *Proceedings of the National Academy of Sciences*, page 201511366.
- Jansen, V. A. A. and van Baalen, M. (2006). Altruism through beard chromodynamics. *Nature*, 440(7084):663–666.
- Ladret, V. and Lessard, S. (2008). Evolutionary game dynamics in a finite asymmetric two-deme population and emergence of cooperation. *Journal of Theoretical Biology*, 255(1):137–151.
- Lessard, S. and Ladret, V. (2007). The probability of fixation of a single mutant in an exchangeable selection model. *Journal of Mathematical Biology*, 54(5):721–744.
- Lieberman, E., Hauert, C., and Nowak, M. A. (2005). Evolutionary dynamics on graphs. *Nature*, 433(7023):312–316.
- Liggett, T. M. (1985). *Interacting Particle Systems*. Springer New York.
- Maciejewski, W., Fu, F., and Hauert, C. (2014). Evolutionary game dynamics in populations with heterogeneous structures. *PLoS Computational Biology*, 10(4):e1003567.
- Maynard Smith, J. (1982). *Evolution and the Theory of Games*. Cambridge University Press.
- McAvoy, A. and Hauert, C. (2015). Structural symmetry in evolutionary games. *Journal of The Royal Society Interface*, 12(111):20150420.
- Moran, P. A. P. (1958). Random processes in genetics. *Mathematical Proceedings of the Cambridge Philosophical Society*, 54(01):60.
- Nowak, M. A. (2006a). *Evolutionary Dynamics: Exploring the Equations of Life*. Belknap Press.
- Nowak, M. A. (2006b). Five rules for the evolution of cooperation. *Science*, 314(5805):1560–1563.
- Nowak, M. A. and May, R. M. (1992). Evolutionary games and spatial chaos. *Nature*, 359(6398):826–829.
- Nowak, M. A., Sasaki, A., Taylor, C., and Fudenberg, D. (2004). Emergence of cooperation and evolutionary stability in finite populations. *Nature*, 428(6983):646–650.
- Nowak, M. A., Tarnita, C. E., and Antal, T. (2009). Evolutionary dynamics in structured populations. *Philosophical Transactions of the Royal Society B: Biological Sciences*, 365(1537):19–30.

- Ohtsuki, H., Hauert, C., Lieberman, E., and Nowak, M. A. (2006). A simple rule for the evolution of cooperation on graphs and social networks. *Nature*, 441(7092):502–505.
- Ohtsuki, H. and Nowak, M. A. (2006). The replicator equation on graphs. *Journal of Theoretical Biology*, 243(1):86–97.
- Ohtsuki, H., Nowak, M. A., and Pacheco, J. M. (2007a). Breaking the symmetry between interaction and replacement in evolutionary dynamics on graphs. *Physical Review Letters*, 98(10).
- Ohtsuki, H., Pacheco, J. M., and Nowak, M. A. (2007b). Evolutionary graph theory: Breaking the symmetry between interaction and replacement. *Journal of Theoretical Biology*, 246(4):681–694.
- Pacheco, J. M., Pinheiro, F. L., and Santos, F. C. (2009). Population structure induces a symmetry breaking favoring the emergence of cooperation. *PLoS Computational Biology*, 5(12):e1000596.
- Rand, D. G., Nowak, M. A., Fowler, J. H., and Christakis, N. A. (2014). Static network structure can stabilize human cooperation. *Proceedings of the National Academy of Sciences*, 111(48):17093–17098.
- Rousset, F. (2003). A Minimal Derivation of Convergence Stability Measures. *Journal of Theoretical Biology*, 221(4):665–668.
- Santos, F. C., Santos, M. D., and Pacheco, J. M. (2008). Social diversity promotes the emergence of cooperation in public goods games. *Nature*, 454(7201):213–216.
- Sigmund, K. (2010). *The calculus of selfishness*. Princeton University Press.
- Szabó, G. and Fáth, G. (2007). Evolutionary games on graphs. *Physics Reports*, 446(4-6):97–216.
- Szolnoki, A., Perc, M., and Szabó, G. (2009). Topology-independent impact of noise on cooperation in spatial public goods games. *Physical Review E*, 80(5).
- Tarnita, C. E., Antal, T., Ohtsuki, H., and Nowak, M. A. (2009a). Evolutionary dynamics in set structured populations. *Proceedings of the National Academy of Sciences*, 106(21):8601–8604.
- Tarnita, C. E., Ohtsuki, H., Antal, T., Fu, F., and Nowak, M. A. (2009b). Strategy selection in structured populations. *Journal of Theoretical Biology*, 259(3):570–581.
- Taylor, C., Fudenberg, D., Sasaki, A., and Nowak, M. A. (2004). Evolutionary game dynamics in finite populations. *Bulletin of Mathematical Biology*, 66(6):1621–1644.
- Taylor, P. D., Day, T., and Wild, G. (2007). Evolution of cooperation in a finite homogeneous graph. *Nature*, 447(7143):469–472.
- van Veelen, M., Garcia, J., Rand, D. G., and Nowak, M. A. (2012). Direct reciprocity in structured populations. *Proceedings of the National Academy of Sciences*, 109(25):9929–9934.
- Voorhees, B. (2013). Birth-death fixation probabilities for structured populations. *Proceedings of the Royal Society A: Mathematical, Physical and Engineering Sciences*, 469(2153):20120248.
- Wardil, L. and Hauert, C. (2014). Origin and structure of dynamic cooperative networks. *Scientific Reports*, 4.
- Wu, B., Altrock, P. M., Wang, L., and Traulsen, A. (2010a). Universality of weak selection. *Physical Review E*, 82(4).
- Wu, B., García, J., Hauert, C., and Traulsen, A. (2013). Extrapolating weak selection in evolutionary games. *PLoS Computational Biology*, 9(12):e1003381.
- Wu, B., Zhou, D., Fu, F., Luo, Q., Wang, L., and Traulsen, A. (2010b). Evolution of cooperation on stochastic dynamical networks. *PLoS ONE*, 5(6):e11187.
- Zaggl, M. A. (2013). Eleven mechanisms for the evolution of cooperation. *Journal of Institutional Economics*, 10(02):197–230.

Supporting Information

SI.1. NOTATION AND GENERAL SETUP

In what follows, the population structure is given by a simple, connected, k -regular graph, $G = (V, E)$, where V denotes the vertex set of G and E denotes the edge set. For $x, y \in V$, we write $x \sim y$ to indicate that x and y are neighbors, i.e. $(x, y) \in E$. Throughout the paper, we assume that $\#V = N$ is finite and $k \geq 2$.

The payoff matrix for a generic game with strategies A and B is

$$\begin{array}{cc} & \begin{matrix} A & B \end{matrix} \\ \begin{matrix} A \\ B \end{matrix} & \begin{pmatrix} a & b \\ c & d \end{pmatrix} \end{array}. \quad (\text{SI.1})$$

A configuration on G , denoted ξ , is a function from V to $\{0, 1\}$. If $\xi(x) = 1$, then the player at vertex x is using A ; otherwise, this player is using B . A special case of Eq. (SI.1) is the donation game,

$$\begin{array}{cc} & \begin{matrix} C & D \end{matrix} \\ \begin{matrix} C \\ D \end{matrix} & \begin{pmatrix} b-c & -c \\ b & 0 \end{pmatrix} \end{array}. \quad (\text{SI.2})$$

When we are considering the donation game, $\xi(x) = 1$ indicates a cooperator at vertex x and $\xi(x) = 0$ indicates a defector at vertex x . For any such configuration, ξ , the conjugate configuration, $\hat{\xi}$, is defined as $\hat{\xi}(x) = 1 - \xi(x)$ for $x \in V$. In other words, $\hat{\xi}(x) = 0$ if $\xi(x) = 1$ and $\hat{\xi}(x) = 1$ if $\xi(x) = 0$.

For any configuration, ξ , on a k -regular graph, G , and for $x \in V$ and $i, j \in \{0, 1\}$, let

$$f_i(x, \xi) = \frac{\#\{y \in V : x \sim y \text{ and } \xi(y) = i\}}{k}; \quad (\text{SI.3a})$$

$$f_{ij}(x, \xi) = \frac{\#\{(y, z) \in V \times V : x \sim y \sim z, \xi(y) = i, \text{ and } \xi(z) = j\}}{k^2}. \quad (\text{SI.3b})$$

For any function, $f(x, \xi)$, let

$$\bar{f}(\xi) := \frac{1}{N} \sum_{x \in V} f(x, \xi) \quad (\text{SI.4})$$

be the arithmetic average of f with respect to the vertices of G . (Fig. 1 in the main text gives an example of how these quantities are calculated.) The arithmetic averages of the functions formed from these local frequencies admit simple probabilistic interpretations: If a random walk is performed on the graph at a starting point chosen uniformly-at-random, then $\bar{f}_1(\xi)$ (resp. $\bar{f}_0(\xi) = 1 - \bar{f}_1(\xi)$) is the probability that the player at the first step is a cooperator (resp. a defector), and $\bar{f}_{10}(\xi)$ is the probability that the player at the first step is a cooperator and the player at the second step is a defector. If two independent random walks are performed at the same starting point, then $\bar{f}_1 \bar{f}_0(\xi)$ is the probability of finding a cooperator at step one in the first random walk and a defector at step one in the second random walk. If one chooses an enumeration of the vertices and represents G by an adjacency matrix, Γ , and ξ as a column vector, then

$$\bar{f}_{10}(\xi) = \frac{1}{kN} \xi^\top \Gamma \hat{\xi}; \quad (\text{SI.5a})$$

$$\bar{f}_1 \bar{f}_0(\xi) = \frac{1}{k^2 N} \xi^\top \Gamma^2 \hat{\xi}, \quad (\text{SI.5b})$$

which gives a simple, alternative way to calculate each of $\bar{f}_{10}(\xi)$ and $\bar{f}_1 \bar{f}_0(\xi)$.

Let $w \geq 0$ be a sufficiently small selection intensity. The effective payoff of an i -player at vertex x in configuration ξ , denoted $e_i^w(x, \xi)$, for the game whose payoffs are given by the generic matrix of Eq. (SI.1), is defined via

$$e_1^w(x, \xi) = 1 + wk [af_1(x, \xi) + bf_0(x, \xi)]; \quad (\text{SI.6a})$$

$$e_0^w(x, \xi) = 1 + wk [cf_1(x, \xi) + df_0(x, \xi)]. \quad (\text{SI.6b})$$

The basic measure we use here to define the evolutionary success of a strategy is fixation probability. If X is a strategy (either in $\{A, B\}$ or in $\{C, D\}$), let \mathbf{X} denote the monomorphic configuration in which every player uses X . For any initial configuration, ξ , and a fixed game, we write $\rho_{\xi, \mathbf{X}}(w)$ to denote the probability that strategy X fixates in the population given an initial configuration, ξ , and selection intensity, w .

In the following sections, we consider death-birth and birth-death updating under weak selection ($w \ll 1$).

SI.2. DEATH-BIRTH UPDATING

In the death-birth process, a player is first selection for death uniformly-at-random from the population. The neighbors of this player then compete to reproduce, with probability proportional to fitness (effective payoff), and the offspring of the reproducing player fills the vacancy. We assume that the strategy of the offspring is inherited from the parent. Therefore, if the player at vertex x dies when the state of the population is ξ , then the probability that this vacancy is filled by an i -player is

$$\pi_i^w(x, \xi) = \frac{\sum_{y \in V: y \sim x} e_i^w(y, \xi) \mathbb{1}_{\xi(y)=i}}{\sum_{y \in V: y \sim x} \left[e_1^w(y, \xi) \xi(y) + e_0^w(y, \xi) \hat{\xi}(y) \right]}. \quad (\text{SI.7})$$

This death-birth process defines a rate- N pure-jump Markov chain, where N is the size of the population. When $w = 0$, this process reduces to the voter model such that, at each update time, a random individual adopts the strategy of a random neighbor (see Liggett, 1985).

SI.2.1. Critical benefit-to-cost ratios. Recall that our goal is to determine when, for any initial configuration, ξ , $\rho_{\xi, \mathbf{C}}(w) > \rho_{\xi, \mathbf{C}}(0)$ for all sufficiently small $w > 0$. We first need some technical lemmas:

Lemma 1. For any configuration, ξ , we have the following first-order expansion as $w \rightarrow 0^+$:

$$\begin{aligned} \rho_{\xi, \mathbf{C}}(w) = \rho_{\xi, \mathbf{C}}(0) + w \left(ak \int_0^\infty \mathbb{E}_\xi^0 \left[\overline{f_0 f_{11}}(\xi_t) \right] dt + bk \int_0^\infty \mathbb{E}_\xi^0 \left[\overline{f_0 f_{10}}(\xi_t) \right] dt \right. \\ \left. - ck \int_0^\infty \mathbb{E}_\xi^0 \left[\overline{f_1 f_{01}}(\xi_t) \right] dt - dk \int_0^\infty \mathbb{E}_\xi^0 \left[\overline{f_1 f_{00}}(\xi_t) \right] dt \right) + O(w^2). \end{aligned} \quad (\text{SI.8})$$

Proof. By Theorem 3.8 in (Chen, 2013), we have

$$\rho_{\xi, \mathbf{C}}(w) = \rho_{\xi, \mathbf{C}}(0) + w \int_0^\infty \mathbb{E}_\xi^0 \left[\overline{D}(\xi_t) \right] dt + O(w^2) \quad (\text{SI.9})$$

whenever w is sufficiently small, where

$$\overline{D}(\xi) = \frac{1}{N} \sum_{x \in V} \left(\hat{\xi}(x) h_1(x, \xi) - \xi(x) h_0(x, \xi) \right); \quad (\text{SI.10a})$$

$$h_i(x, \xi) = \frac{d}{dw} \Big|_{w=0} \pi_i^w(x, \xi). \quad (\text{SI.10b})$$

By the definition of π_i^w , Eq. (SI.7), we have

$$h_1(x, \xi) = ak f_0 f_{11}(x, \xi) + bk f_0 f_{10}(x, \xi) - ck f_1 f_{01}(x, \xi) - dk f_1 f_{00}(x, \xi); \quad (\text{SI.11a})$$

$$h_0(x, \xi) = -h_1(x, \xi), \quad (\text{SI.11b})$$

so Eq. (SI.8) follows at once from Eq. (SI.9), which completes the proof. \square

Remark 1. The approach of studying fixation probabilities via first-order expansions, as in Eq. (SI.9), also appears in (Rousset, 2003), (Lessard and Ladret, 2007), and (Ladret and Lessard, 2008). The proof of Eq. (SI.9) in (Chen, 2013), which is valid under mild assumptions on the game dynamics, was obtained independently and is a particular consequence of a series-like expansion for fixation probabilities. In addition to the identification of the first-order coefficients $\int_0^\infty \mathbb{E}_\xi^0 \left[\overline{D}(\xi_t) \right] dt$ in selection strength, w , in Eq. (SI.9), the proof of this series-like expansion obtains a bound for the $O(w^2)$ error terms that is explicit in selection strength and the rate to reach monomorphic configurations of the underlying game dynamics. Therefore,

one can deduce an explicit range of selection strengths such that the comparison of fixation probabilities requires only the sign of $\int_0^\infty \mathbb{E}_\xi^0 \left[\overline{D}(\xi_t) \right] dt$. We refer the reader to (Wu et al., 2010a) for a further discussion of selection strengths and their consequences for the comparison of fixation probabilities.

In order to compute the voter-model integrals in Eq. (SI.8), we now turn to coalescing random walks on graphs. Suppose that $\{B^x\}_{x \in V}$ is a system of rate-1 coalescing random walks on G , where, for each $x \in V$, B^x starts at x . These interacting random walks move independently of one another until they meet, and thereafter they move together. The duality between the voter model and these random walks is given by

$$\mathbb{E}_\xi^0 \left[\prod_{x \in S} \xi_t(x) \right] = \mathbb{E} \left[\prod_{x \in S} \xi(B_t^x) \right] \quad (\text{SI.12})$$

for each $S \subseteq V$, $t > 0$, and strategy configuration, ξ . For more information on this duality, including a proof of Eq. (SI.12) and its graphical representation, see §III.4 and §III.6 in (Liggett, 1985).

Consider now two discrete-time random walks on G , $(X_n)_{n \geq 0}$ and $(Y_n)_{n \geq 0}$, that start at the same vertex and are independent of $\{B^x\}_{x \in V}$. If the common starting point is $x \in V$, then we write \mathbb{E}_x to denote the expectation with respect to this starting point. If the starting point is chosen with respect to the uniform distribution, π , then this expectation is denoted by \mathbb{E}_π . The random-walk probabilities, \mathbb{P}_x and \mathbb{P}_π , are understood in the same way. Since $\sum_{x \in V} \frac{1}{N} \xi(x) \sum_{y \in V: y \sim x} \frac{1}{k} \hat{\xi}(y) = \mathbb{E}_\pi \left[\xi(X_0) \hat{\xi}(X_1) \right]$, for example, we will use these random walks to save notation when we compute the local frequencies of strategy configurations.

Lemma 2. If $f_{*0} := f_{10} + f_{00}$, then, for any configuration, ξ , we have

$$\int_0^\infty \mathbb{E}_\xi^0 \left[\overline{f_{10}}(\xi_t) \right] dt = \frac{N \overline{f_1}(\xi) \overline{f_0}(\xi)}{2}; \quad (\text{SI.13a})$$

$$\int_0^\infty \mathbb{E}_\xi^0 \left[\overline{f_1 f_0}(\xi_t) \right] dt = \frac{N \overline{f_1}(\xi) \overline{f_0}(\xi)}{2} - \frac{\overline{f_{10}}(\xi)}{2}; \quad (\text{SI.13b})$$

$$\int_0^\infty \mathbb{E}_\xi^0 \left[\overline{f_1 f_{*0}}(\xi_t) \right] dt = \frac{N \left(1 + \frac{1}{k}\right) \overline{f_1}(\xi) \overline{f_0}(\xi)}{2} - \frac{\overline{f_{10}}(\xi)}{2} - \frac{\overline{f_1 f_0}(\xi)}{2}. \quad (\text{SI.13c})$$

Proof. For any initial configuration, ξ , and any $t > 0$,

$$\mathbb{E}_\xi^0 \left[\overline{f_1}(\xi_t) \overline{f_0}(\xi_t) \right] = \overline{f_1}(\xi) \overline{f_0}(\xi) - \frac{2}{N} \int_0^t \mathbb{E}_\xi^0 \left[\overline{f_{10}}(\xi_s) \right] ds \quad (\text{SI.14})$$

by Theorem 3.1 in (Chen et al., 2016). See also Section 3 in that reference for discussions and related results of Eq. (SI.14) in terms of coalescing random walks. Moreover, for any vertices x and y with $x \neq y$, we have

$$\begin{aligned} \mathbb{E} \left[\xi(B_t^x) \hat{\xi}(B_t^y) \right] &= e^{-2t} \xi(x) \hat{\xi}(y) \\ &+ \int_0^t e^{-2(t-s)} \left(\sum_{z \in V: z \sim x} \frac{1}{k} \mathbb{E} \left[\xi(B_s^z) \hat{\xi}(B_s^y) \right] + \sum_{z \in V: z \sim y} \frac{1}{k} \mathbb{E} \left[\xi(B_s^x) \hat{\xi}(B_s^z) \right] \right) ds, \end{aligned} \quad (\text{SI.15})$$

which is obtained by considering whether the first epoch time of the bivariate Markov chain (B^x, B^y) occurs before time t or not. Notice that Eq. (SI.15) is false if $x = y$ since the left-hand side vanishes but the integral term on the right-hand side is, in general, nonzero. This fact needs to be kept in mind when Eq. (SI.15) is applied. Furthermore, using the duality of Eq. (SI.12), the voter-model integrals in question are

$$\int_0^\infty \mathbb{E}_\xi^0 \left[\overline{f_{10}}(\xi_t) \right] dt = \int_0^\infty \mathbb{E}_\pi \left[\xi(B_t^{X_0}) \hat{\xi}(B_t^{X_1}) \right] dt; \quad (\text{SI.16a})$$

$$\int_0^\infty \mathbb{E}_\xi^0 \left[\overline{f_1 f_0}(\xi_t) \right] dt = \int_0^\infty \mathbb{E}_\pi \left[\xi(B_t^{X_0}) \hat{\xi}(B_t^{X_2}) \right] dt; \quad (\text{SI.16b})$$

$$\int_0^\infty \mathbb{E}_\xi^0 \left[\overline{f_1 f_{*0}}(\xi_t) \right] dt = \int_0^\infty \mathbb{E}_\pi \left[\xi(B_t^{X_0}) \hat{\xi}(B_t^{X_3}) \right] dt. \quad (\text{SI.16c})$$

We are now in a position to establish Eq. (SI.13). By letting $t \rightarrow \infty$ in Eq. (SI.14), we obtain Eq. (SI.13a) since $\overline{f_1} \cdot \overline{f_0}$ vanishes at monomorphic configurations. Since the graph has no self-loops, we have $X_0 \neq X_1$ almost surely, thus, by Eq. (SI.15) and the reversibility of the chain $(X_n)_{n \geq 0}$ under \mathbb{P}_π , we have

$$\begin{aligned} \mathbb{E}_\pi \left[\xi \left(B_t^{X_0} \right) \hat{\xi} \left(B_t^{X_1} \right) \right] &= e^{-2t} \mathbb{E}_\pi \left[\xi \left(X_0 \right) \hat{\xi} \left(X_1 \right) \right] \\ &\quad + \int_0^t e^{-2(t-s)} \left(\mathbb{E}_\pi \left[\xi \left(B_s^{Y_1} \right) \hat{\xi} \left(B_s^{X_1} \right) \right] + \mathbb{E}_\pi \left[\xi \left(B_s^{X_0} \right) \hat{\xi} \left(B_s^{X_2} \right) \right] \right) ds \\ &= e^{-2t} \mathbb{E}_\pi \left[\xi \left(X_0 \right) \hat{\xi} \left(X_1 \right) \right] + \int_0^t 2e^{-2(t-s)} \mathbb{E}_\pi \left[\xi \left(B_s^{X_0} \right) \hat{\xi} \left(B_s^{X_2} \right) \right] ds. \end{aligned} \quad (\text{SI.17})$$

Integrating both sides of this equation with respect to t over $(0, \infty)$ implies that

$$\int_0^\infty \mathbb{E}_\pi \left[\xi \left(B_t^{X_0} \right) \hat{\xi} \left(B_t^{X_2} \right) \right] dt = \int_0^\infty \mathbb{E}_\pi \left[\xi \left(B_t^{X_0} \right) \hat{\xi} \left(B_t^{X_1} \right) \right] dt - \frac{\mathbb{E}_\pi \left[\xi \left(X_0 \right) \hat{\xi} \left(X_1 \right) \right]}{2}, \quad (\text{SI.18})$$

which, by Eqs. (SI.13a), (SI.16a), and (SI.16b), gives Eq. (SI.13b).

The proof of the one remaining equation, Eq. (SI.13c), is similar except that we have to take into account the fact that $\mathbb{P}_\pi(X_0 = X_2) > 0$ when applying Eq. (SI.15). By reversibility, (Y_1, X_0, X_1, X_2) and (X_3, X_2, X_1, X_0) have the same distribution under \mathbb{P}_π . Therefore, by Eq. (SI.15), it follows that

$$\begin{aligned} \mathbb{E}_\pi \left[\xi \left(B_t^{X_0} \right) \hat{\xi} \left(B_t^{X_2} \right) \right] &= e^{-2t} \mathbb{E}_\pi \left[\xi \left(X_0 \right) \hat{\xi} \left(X_2 \right) \right] \\ &\quad + \int_0^t e^{-2(t-s)} \left(\mathbb{E}_\pi \left[\xi \left(B_s^{Y_1} \right) \hat{\xi} \left(B_s^{X_2} \right) \mathbb{1}_{\{X_0 \neq X_2\}} \right] + \mathbb{E}_\pi \left[\xi \left(B_s^{X_0} \right) \hat{\xi} \left(B_s^{X_3} \right) \mathbb{1}_{\{X_0 \neq X_2\}} \right] \right) ds \\ &= e^{-2t} \mathbb{E}_\pi \left[\xi \left(X_0 \right) \hat{\xi} \left(X_2 \right) \right] \\ &\quad + \int_0^t e^{-2(t-s)} \left(\mathbb{E}_\pi \left[\xi \left(B_s^{X_3} \right) \hat{\xi} \left(B_s^{X_0} \right) \mathbb{1}_{\{X_0 \neq X_2\}} \right] + \mathbb{E}_\pi \left[\xi \left(B_s^{X_0} \right) \hat{\xi} \left(B_s^{X_3} \right) \mathbb{1}_{\{X_0 \neq X_2\}} \right] \right) ds. \end{aligned} \quad (\text{SI.19})$$

Integrating both sides of this equation with respect to t over $(0, \infty)$ yields

$$\begin{aligned} \int_0^\infty \mathbb{E}_\pi \left[\xi \left(B_t^{X_0} \right) \hat{\xi} \left(B_t^{X_2} \right) \right] dt &= \frac{\mathbb{E}_\pi \left[\xi \left(X_0 \right) \hat{\xi} \left(X_2 \right) \right]}{2} + \frac{1}{2} \int_0^\infty \mathbb{E}_\pi \left[\xi \left(B_t^{X_3} \right) \hat{\xi} \left(B_t^{X_0} \right) \mathbb{1}_{\{X_0 \neq X_2\}} \right] dt \\ &\quad + \frac{1}{2} \int_0^\infty \mathbb{E}_\pi \left[\xi \left(B_t^{X_0} \right) \hat{\xi} \left(B_t^{X_3} \right) \mathbb{1}_{\{X_0 \neq X_2\}} \right] dt, \end{aligned} \quad (\text{SI.20})$$

from which we obtain

$$\begin{aligned} \int_0^\infty \mathbb{E}_\pi \left[\xi \left(B_t^{X_0} \right) \hat{\xi} \left(B_t^{X_3} \right) \right] dt &= \frac{1}{2} \int_0^\infty \mathbb{E}_\pi \left[\xi \left(B_t^{X_3} \right) \hat{\xi} \left(B_t^{X_0} \right) \right] dt + \frac{1}{2} \int_0^\infty \mathbb{E}_\pi \left[\xi \left(B_t^{X_0} \right) \hat{\xi} \left(B_t^{X_3} \right) \right] dt \\ &= \frac{1}{2} \int_0^\infty \mathbb{E}_\pi \left[\xi \left(B_t^{X_3} \right) \hat{\xi} \left(B_t^{X_0} \right) \mathbb{1}_{\{X_0 \neq X_2\}} \right] dt + \frac{1}{2} \int_0^\infty \mathbb{E}_\pi \left[\xi \left(B_t^{X_3} \right) \hat{\xi} \left(B_t^{X_0} \right) \mathbb{1}_{\{X_0 = X_2\}} \right] dt \\ &\quad + \frac{1}{2} \int_0^\infty \mathbb{E}_\pi \left[\xi \left(B_t^{X_0} \right) \hat{\xi} \left(B_t^{X_3} \right) \mathbb{1}_{\{X_0 \neq X_2\}} \right] dt + \frac{1}{2} \int_0^\infty \mathbb{E}_\pi \left[\xi \left(B_t^{X_0} \right) \hat{\xi} \left(B_t^{X_3} \right) \mathbb{1}_{\{X_0 = X_2\}} \right] dt \\ &= \int_0^\infty \mathbb{E}_\pi \left[\xi \left(B_t^{X_0} \right) \hat{\xi} \left(B_t^{X_2} \right) \right] dt - \frac{\mathbb{E}_\pi \left[\xi \left(X_0 \right) \hat{\xi} \left(X_2 \right) \right]}{2} \\ &\quad + \frac{1}{2} \int_0^\infty \mathbb{E}_\pi \left[\xi \left(B_t^{X_3} \right) \hat{\xi} \left(B_t^{X_2} \right) \mathbb{1}_{\{X_0 = X_2\}} \right] dt + \frac{1}{2} \int_0^\infty \mathbb{E}_\pi \left[\xi \left(B_t^{X_2} \right) \hat{\xi} \left(B_t^{X_3} \right) \mathbb{1}_{\{X_0 = X_2\}} \right] dt \end{aligned}$$

$$\begin{aligned}
&= \int_0^\infty \mathbb{E}_\pi \left[\xi \left(B_t^{X_0} \right) \hat{\xi} \left(B_t^{X_2} \right) \right] dt - \frac{\mathbb{E}_\pi \left[\xi \left(X_0 \right) \hat{\xi} \left(X_2 \right) \right]}{2} \\
&\quad + \frac{1}{2k} \int_0^\infty \mathbb{E}_\pi \left[\xi \left(B_t^{X_1} \right) \hat{\xi} \left(B_t^{X_0} \right) \right] dt + \frac{1}{2k} \int_0^\infty \mathbb{E}_\pi \left[\xi \left(B_t^{X_0} \right) \hat{\xi} \left(B_t^{X_1} \right) \right] dt \\
&= \int_0^\infty \mathbb{E}_\pi \left[\xi \left(B_t^{X_0} \right) \hat{\xi} \left(B_t^{X_2} \right) \right] dt - \frac{\mathbb{E}_\pi \left[\xi \left(X_0 \right) \hat{\xi} \left(X_2 \right) \right]}{2} + \frac{1}{k} \int_0^\infty \mathbb{E}_\pi \left[\xi \left(B_t^{X_0} \right) \hat{\xi} \left(B_t^{X_1} \right) \right] dt. \quad (\text{SI.21})
\end{aligned}$$

The first and last equalities follow from reversibility, the third equality from Eq. (SI.20), and the fourth equality from the Markov property of $(X_n)_{n \geq 0}$ at $n = 0, 2$ and the fact that $\mathbb{P}_x(X_0 = X_2) = 1/k$ since the graph is regular. Eq. (SI.13c) then follows from Eqs. (SI.13a), (SI.13b), (SI.16c), and (SI.21). \square

We are now in a position to prove the first of our main results:

Theorem 1. In the donation game, for any configuration, ξ , we have the following expansion as $w \rightarrow 0^+$:

$$\begin{aligned}
\rho_{\xi, \mathbf{C}}(w) &= \rho_{\xi, \mathbf{C}}(0) + \frac{w}{2} \left\{ b \left[N \overline{f_1}(\xi) \overline{f_0}(\xi) - k \overline{f_{10}}(\xi) - k \overline{f_1 f_0}(\xi) \right] \right. \\
&\quad \left. - c \left[k N \overline{f_1}(\xi) \overline{f_0}(\xi) - k \overline{f_{10}}(\xi) \right] \right\} + O(w^2). \quad (\text{SI.22})
\end{aligned}$$

Proof. By Lemma 1, it suffices to obtain the coefficient of w , i.e. the first order term, on the right-hand side of Eq. (SI.8). Since the game under consideration is the donation game, a simple calculation gives

$$\int_0^\infty \mathbb{E}_\xi^0 \left[\overline{D}(\xi_t) \right] dt = bk \left(\int_0^\infty \mathbb{E}_\xi^0 \left[\overline{f_1 f_{*0}}(\xi_t) \right] dt - \int_0^\infty \mathbb{E}_\xi^0 \left[\overline{f_{10}}(\xi_t) \right] dt \right) - ck \int_0^\infty \mathbb{E}_\xi^0 \left[\overline{f_1 f_0}(\xi_t) \right] dt. \quad (\text{SI.23})$$

Therefore, Eq. (SI.22) follows from the calculations of Lemma 2, which completes the proof. \square

From Theorem 1, we see that, for small $w > 0$,

$$\rho_{\xi, \mathbf{C}}(w) > \rho_{\xi, \mathbf{C}}(0) \iff \frac{b}{c} > \frac{k \left(N \overline{f_1}(\xi) \overline{f_0}(\xi) - \overline{f_{10}}(\xi) \right)}{N \overline{f_1}(\xi) \overline{f_0}(\xi) - k \overline{f_{10}}(\xi) - k \overline{f_1 f_0}(\xi)} =: \left(\frac{b}{c} \right)_\xi^*, \quad (\text{SI.24})$$

which gives the critical benefit-to-cost ratio of Eq. (3).

SI.2.2. Structure coefficients. We now turn to a generalization of the critical benefit-to-cost ratio for arbitrary 2×2 games in which the payoff matrix is given by Eq. (SI.1). Our main result is the following:

Theorem 2. $\rho_{\xi, \mathbf{A}}(w) > \rho_{\hat{\xi}, \mathbf{B}}(w)$ for all sufficiently small $w > 0$ if and only if

$$\begin{aligned}
&(a-d) \left[N \overline{f_1}(\xi) \overline{f_0}(\xi) \left(1 + \frac{1}{k} \right) - 2 \overline{f_{10}}(\xi) - \overline{f_1 f_0}(\xi) \right] \\
&\quad + (b-c) \left[N \overline{f_1}(\xi) \overline{f_0}(\xi) \left(1 - \frac{1}{k} \right) + \overline{f_1 f_0}(\xi) \right] > 0. \quad (\text{SI.25})
\end{aligned}$$

Proof. By the neutrality of the voter model, we have $\rho_{\xi, \mathbf{A}}(0) + \rho_{\hat{\xi}, \mathbf{A}}(0) = 1$, thus

$$\begin{aligned}
\rho_{\xi, \mathbf{A}}(w) > \rho_{\hat{\xi}, \mathbf{B}}(w) &\iff \rho_{\xi, \mathbf{A}}(w) > 1 - \rho_{\hat{\xi}, \mathbf{A}}(w) \\
&\iff \left(\rho_{\xi, \mathbf{A}}(w) - \rho_{\xi, \mathbf{A}}(0) \right) + \left(\rho_{\hat{\xi}, \mathbf{A}}(w) - \rho_{\hat{\xi}, \mathbf{A}}(0) \right) > 0 \quad (\text{SI.26})
\end{aligned}$$

By the first-order expansion of Eq. (SI.9), it follows that, for small $w > 0$,

$$\rho_{\xi, \mathbf{A}}(w) > \rho_{\hat{\xi}, \mathbf{B}}(w) \iff \int_0^\infty \mathbb{E}_\xi^0 \left[\overline{D}(\xi_t) \right] dt + \int_0^\infty \mathbb{E}_{\hat{\xi}}^0 \left[\overline{D}(\xi_t) \right] dt > 0. \quad (\text{SI.27})$$

By Eqs. (SI.8) and (SI.9) and the neutrality of the voter model, we have

$$\begin{aligned}
&\int_0^\infty \mathbb{E}_\xi^0 \left[\overline{D}(\xi_t) \right] dt + \int_0^\infty \mathbb{E}_{\hat{\xi}}^0 \left[\overline{D}(\xi_t) \right] dt \\
&= (a-d)k \left(\int_0^\infty \mathbb{E}_\xi^0 \left[\overline{f_0 f_{11}}(\xi_t) \right] dt + \int_0^\infty \mathbb{E}_{\hat{\xi}}^0 \left[\overline{f_1 f_{00}}(\xi_t) \right] dt \right)
\end{aligned}$$

$$+ (b - c) k \left(\int_0^\infty \mathbb{E}_\xi^0 [\overline{f_0 f_{10}} (\xi_t)] dt + \int_0^\infty \mathbb{E}_\xi^0 [\overline{f_1 f_{01}} (\xi_t)] dt \right), \quad (\text{SI.28})$$

and all that remains is to determine the coefficients of $a - d$ and $b - c$ in Eq. (SI.28). By considering Eq. (SI.28) with the payoff values of the donation game rather than an arbitrary 2×2 game, we obtain

$$\begin{aligned} & \int_0^\infty \mathbb{E}_\xi^0 [\overline{D} (\xi_t)] dt + \int_0^\infty \mathbb{E}_\xi^0 [\overline{D} (\xi_t)] dt \\ &= (b - c) k \left(\int_0^\infty \mathbb{E}_\xi^0 [\overline{f_0 f_{11}} (\xi_t)] dt + \int_0^\infty \mathbb{E}_\xi^0 [\overline{f_1 f_{00}} (\xi_t)] dt \right) \\ & \quad - (b + c) k \left(\int_0^\infty \mathbb{E}_\xi^0 [\overline{f_0 f_{10}} (\xi_t)] dt + \int_0^\infty \mathbb{E}_\xi^0 [\overline{f_1 f_{01}} (\xi_t)] dt \right). \end{aligned} \quad (\text{SI.29})$$

Thus, using Theorem 1, we see that, when $b = -c$,

$$\int_0^\infty \mathbb{E}_\xi^0 [\overline{f_0 f_{11}} (\xi_t)] dt + \int_0^\infty \mathbb{E}_\xi^0 [\overline{f_1 f_{00}} (\xi_t)] dt = \frac{1}{2} \left[N \overline{f_1} (\xi) \overline{f_0} (\xi) \left(1 + \frac{1}{k} \right) - 2 \overline{f_{10}} (\xi) - \overline{f_1 f_0} (\xi) \right], \quad (\text{SI.30})$$

and, when $b = c$,

$$\int_0^\infty \mathbb{E}_\xi^0 [\overline{f_0 f_{10}} (\xi_t)] dt + \int_0^\infty \mathbb{E}_\xi^0 [\overline{f_1 f_{01}} (\xi_t)] dt = \frac{1}{2} \left[N \overline{f_1} (\xi) \overline{f_0} (\xi) \left(1 - \frac{1}{k} \right) + \overline{f_1 f_0} (\xi) \right], \quad (\text{SI.31})$$

from which we obtain Eq. (SI.25). \square

In other words, $\rho_{\xi, \mathbf{A}}(w) > \rho_{\xi, \mathbf{B}}(w)$ for all sufficiently small $w > 0$ if and only if

$$\sigma_\xi a + b > c + \sigma_\xi d, \quad (\text{SI.32})$$

where σ_ξ is the structure coefficient given by

$$\sigma_\xi = \frac{N \left(1 + \frac{1}{k} \right) \overline{f_1} \cdot \overline{f_0} - 2 \overline{f_{10}} - \overline{f_1 f_0}}{N \left(1 - \frac{1}{k} \right) \overline{f_1} \cdot \overline{f_0} + \overline{f_1 f_0}}. \quad (\text{SI.33})$$

A simple calculation shows that

$$\sigma_\xi = \frac{\left(\frac{b}{c} \right)_\xi^* + 1}{\left(\frac{b}{c} \right)_\xi^* - 1}, \quad (\text{SI.34})$$

and, moreover, when the payoffs for the game are given by Eq. (SI.2), this result reduces to Eq. (SI.24).

SI.3. BIRTH-DEATH UPDATING

In the birth-death process, a player is first chosen to reproduce with probability proportional to fitness (effective payoff). A neighbor of the reproducing player is then chosen uniformly-at-random for death, and the offspring of the reproducing player fills this vacancy. The rate at which the player at vertex x is replaced by an i -player is then

$$\pi_i^w(x, \xi) = \frac{\sum_{y \in V : y \sim x} e_i^w(y, \xi) \mathbb{1}_{\{\xi(y)=i\}}}{k \sum_{z \in V} \left[e_1^w(z, \xi) \xi(z) + e_0^w(z, \xi) \hat{\xi}(z) \right]}. \quad (\text{SI.35})$$

The neutral version of this process ($w = 0$) is a perturbation of the voter model, and we can use techniques similar to those used for the death-birth process to establish our main results for birth-death updating.

SI.3.1. **Critical benefit-to-cost ratios.** Again, we first need a technical lemma:

Lemma 3. For $i, j, l \in \{0, 1\}$, $x \in V$, and ξ a configuration of cooperators and defectors, let

$$f_{ijl}(x, \xi) = \frac{\#\{(y, z, v) \in V \times V \times V : x \sim y \sim z \sim v, \xi(y) = i, \xi(z) = j, \text{ and } \xi(v) = l\}}{k^3}, \quad (\text{SI.36})$$

and form the averages $\overline{f_{ijl}}(\xi)$ via Eq. (SI.4). For any configuration, ξ , we have the following first-order expansion as $w \rightarrow 0^+$:

$$\begin{aligned} \rho_{\xi, \mathbf{C}}(w) = \rho_{\xi, \mathbf{C}}(0) + w \left(ak \int_0^\infty \mathbb{E}_\xi^0[\overline{f_{110}}(\xi_t)] dt + bk \int_0^\infty \mathbb{E}_\xi^0[\overline{f_{010}}(\xi_t)] dt \right. \\ \left. - ck \int_0^\infty \mathbb{E}_\xi^0[\overline{f_{101}}(\xi_t)] dt - dk \int_0^\infty \mathbb{E}_\xi^0[\overline{f_{100}}(\xi_t)] dt \right) + O(w^2). \end{aligned} \quad (\text{SI.37})$$

Proof. The first-order expansion of Eq. (SI.9) is valid under birth-death updating as well (see Chen, 2013, Theorem 3.8), except that the function $\overline{D}(\xi)$ of Eq. (SI.10) is defined in terms of the rates π_i^w for the birth-death process rather than for the death-birth process. Writing $e^w(y, \xi) = e_i^w(y, \xi)$ whenever $\xi(y) = i$, we find that

$$\begin{aligned} \overline{D}(\xi) &= \frac{d}{dw} \Big|_{w=0} \left(\frac{1}{N} \sum_{x \in V} \pi_1^w(x, \xi) \hat{\xi}(x) - \frac{1}{N} \sum_{x \in V} \pi_0^w(x, \xi) \xi(x) \right) \\ &= \sum_{x \in V} \xi(x) \left(\frac{1}{N} \frac{de^w(x, \xi)}{dw} \Big|_{w=0} - \frac{1}{N^2} \sum_{z \in V} \frac{de^w(z, \xi)}{dw} \Big|_{w=0} \right) \\ &\quad - \sum_{x \in V} \xi(x) \left(\frac{1}{Nk} \sum_{y \in V: y \sim x} \frac{de^w(y, \xi)}{dw} \Big|_{w=0} - \frac{1}{N^2} \sum_{z \in V} \frac{de^w(z, \xi)}{dw} \Big|_{w=0} \right) \\ &= k(a\overline{f_{11}}(\xi) + b\overline{f_{10}}(\xi)) - k(a\overline{f_{111}}(\xi) + b\overline{f_{110}}(\xi) + c\overline{f_{101}}(\xi) + d\overline{f_{100}}(\xi)) \\ &= k(a\overline{f_{110}}(\xi) + b\overline{f_{010}}(\xi) - c\overline{f_{101}}(\xi) - d\overline{f_{100}}(\xi)). \end{aligned} \quad (\text{SI.38})$$

We then obtain Eq. (SI.37) by applying this calculation to the first-order expansion of Eq. (SI.9). \square

Our main result for birth-death updating is the following:

Theorem 3. In the donation game, for any configuration, ξ , we have the following expansion as $w \rightarrow 0^+$:

$$\rho_{\xi, \mathbf{C}}(w) = \rho_{\xi, \mathbf{C}}(0) - \frac{wk}{2} \{ b\overline{f_{10}}(\xi) + cN\overline{f_1}(\xi) \overline{f_0}(\xi) \} + O(w^2). \quad (\text{SI.39})$$

Proof. For the donation game, the function \overline{D} of Eq. (SI.38) simplifies to

$$\overline{D}(\xi) = -kb\overline{f_{10}}(\xi) + kb\overline{f_1 f_0}(\xi) - kc\overline{f_{10}}(\xi). \quad (\text{SI.40})$$

Therefore, by the calculations of Lemma 2, we see that

$$\int_0^\infty \mathbb{E}_\xi^0[\overline{D}(\xi_t)] dt = -\frac{k}{2} [b\overline{f_{10}}(\xi) + cN\overline{f_1}(\xi) \overline{f_0}(\xi)], \quad (\text{SI.41})$$

which gives Eq. (SI.39) and completes the proof. \square

Since $b\overline{f_{10}}(\xi) + cN\overline{f_1}(\xi) \overline{f_0}(\xi) > 0$ for each mixed initial state, ξ , it follows that $\rho_{\xi, \mathbf{C}}(w) < \rho_{\xi, \mathbf{C}}(0)$ for all sufficiently small $w > 0$ whenever ξ is not an absorbing state, so cooperation is always suppressed by weak selection in the birth-death process.

SI.3.2. Structure coefficients. Although cooperation is never favored by weak selection in the birth-death process, we can still write down a condition for selection to favor strategy A in an arbitrary 2×2 game whose payoff matrix is given by Eq. (SI.1):

Theorem 4. $\rho_{\xi, \mathbf{A}}(w) > \rho_{\xi, \mathbf{B}}(w)$ for all sufficiently small $w > 0$ if and only if

$$(a - d) [N \overline{f_1}(\xi) \overline{f_0}(\xi) - \overline{f_{10}}(\xi)] + (b - c) [N \overline{f_1}(\xi) \overline{f_0}(\xi) + \overline{f_{10}}(\xi)] > 0. \quad (\text{SI.42})$$

Proof. The same argument given in the proof of Theorem 2 shows that Eq. (SI.42) is equivalent to

$$\begin{aligned} & \int_0^\infty \mathbb{E}_\xi^0 [\overline{D}(\xi_t)] dt + \int_0^\infty \mathbb{E}_\xi^0 [\overline{D}(\xi_t)] dt \\ &= (a - d) k \left(\int_0^\infty \mathbb{E}_\xi^0 [\overline{f_{110}}(\xi_t)] dt + \int_0^\infty \mathbb{E}_\xi^0 [\overline{f_{100}}(\xi_t)] dt \right) \\ &+ (b - c) k \left(\int_0^\infty \mathbb{E}_\xi^0 [\overline{f_{010}}(\xi_t)] dt + \int_0^\infty \mathbb{E}_\xi^0 [\overline{f_{101}}(\xi_t)] dt \right) > 0. \end{aligned} \quad (\text{SI.43})$$

Solving for the coefficients of $a - d$ and $b - c$ as in the proof of Theorem 2 gives Eq. (SI.42). \square

Written differently, $\rho_{\xi, \mathbf{A}}(w) > \rho_{\xi, \mathbf{B}}(w)$ for all sufficiently small $w > 0$ if and only if

$$\sigma_\xi a + b > c + \sigma_\xi d, \quad (\text{SI.44})$$

where σ_ξ is the structure coefficient given by

$$\sigma_\xi = \frac{N \overline{f_1}(\xi) \overline{f_0}(\xi) - \overline{f_{10}}(\xi)}{N \overline{f_1}(\xi) \overline{f_0}(\xi) + \overline{f_{10}}(\xi)}. \quad (\text{SI.45})$$

SI.4. STRATEGIC PLACEMENT OF COOPERATORS IN THE DEATH-BIRTH PROCESS

We turn now to the consequences of Theorem 1 for the birth-death process.

Proposition 1. Let $k \geq 2$ be fixed. In the limit of large population size, $N \rightarrow \infty$, the critical benefit-to-cost ratio converges uniformly to k over all k -regular graphs, G , of size N and all configurations, ξ , on G .

Proposition 1 follows immediately from the following technical result:

Lemma 4. For fixed $k \geq 2$ and for $N > 4k^2 + 1$ such that there exists a k -regular graph with N vertices,

$$\max_G \max_\xi \left| \left(\frac{b}{c} \right)_\xi^* - k \right| \leq \frac{k(2k+1)}{(N-1)^{1/2} - 2k}, \quad (\text{SI.46})$$

where G ranges over all k -regular graphs on N vertices, and, for each G , ξ ranges over all mixed configurations.

Proof. By the Cauchy-Schwarz inequality and the reversibility of the random walk, both $\overline{f_{10}}(\xi)$ and $\overline{f_1 f_0}(\xi)$ are bounded by $(\overline{f_1}(\xi) \overline{f_0}(\xi))^{1/2}$. Therefore, for any such G and any mixed ξ , it follows from Eq. (3) that

$$\max_G \max_\xi \left| \left(\frac{b}{c} \right)_\xi^* - k \right| \leq \max_{0 < n < N} \frac{k(2k+1) \left(\frac{n(N-n)}{N^2} \right)^{1/2}}{N \left(\frac{n(N-n)}{N^2} \right) - 2k \left(\frac{n(N-n)}{N^2} \right)^{1/2}} = \frac{k(2k+1)}{(N-1)^{1/2} - 2k}, \quad (\text{SI.47})$$

which completes the proof. \square

Proposition 2. For all initial configurations obtained by placing an arbitrary (but fixed) number of cooperators uniformly at random, the critical benefit-to cost ratio is given by Eq. (1) in the main text.

Proof. Fix a k -regular graph with N vertices and, for $0 < n < N$, let \mathbf{u}_n denote the uniform distribution on the set of configurations, ξ , with exactly n cooperators. Since \mathbf{u}_n is independent of the graph geometry,

$$\mathbf{u}_n \left[\xi(x) \hat{\xi}(y) \right] = \frac{n(N-n)}{N(N-1)} \quad (\text{SI.48})$$

whenever $x \neq y$. Therefore, by the definitions of f_i and f_{ij} in Eq. (SI.3),

$$\mathbf{u}_n \left[\overline{f_{10}}(\xi) \right] = \frac{n(N-n)}{N(N-1)}; \quad (\text{SI.49a})$$

$$\mathbf{u}_n \left[\overline{f_1 f_0}(\xi) \right] = \frac{(k-1)n(N-n)}{kN(N-1)}. \quad (\text{SI.49b})$$

It follows from Eq. (3) in the main text that the critical benefit-to-cost ratio for \mathbf{u}_n is

$$\left(\frac{b}{c} \right)_{\mathbf{u}_n}^* = \frac{\mathbf{u}_n \left[k(N\overline{f_1}(\xi)\overline{f_0}(\xi) - \overline{f_{10}}(\xi)) \right]}{\mathbf{u}_n \left[N\overline{f_1}(\xi)\overline{f_0}(\xi) - k\overline{f_{10}}(\xi) - k\overline{f_1 f_0}(\xi) \right]} = \frac{k(N-2)}{N-2k}, \quad (\text{SI.50})$$

which is independent of n and coincides with Eq. (1). Furthermore, one can use Eq. (SI.49) to see that the coefficient of w on the right-hand side of Eq. (SI.22) under the random placement \mathbf{u}_n is equal to

$$\frac{n(N-n)}{2N(N-1)} \left[b(N-2k) - ck(N-2) \right], \quad (\text{SI.51})$$

which is consistent with Theorem 1 in (Chen, 2013). \square

Remark 2 (Neutrality of random configurations). On an arbitrary finite, connected social network, there is still an expansion in w for fixation probabilities that generalizes Eq. (SI.9) (see Chen, 2013, Theorem 3.8). Moreover, for the donation game and an initial configuration given randomly by \mathbf{u}_n , this expansion takes the form

$$\rho_{\mathbf{u}_n, \mathbf{C}}(w) = \rho_{\mathbf{u}_n, \mathbf{C}}(0) + w \frac{n(N-n)}{N(N-1)} (b\Gamma_1 - c\Gamma_2) + O(w^2), \quad (\text{SI.52})$$

where Γ_1 and Γ_2 are constants that are independent of n , b , and c . (See the proof of Lemma 3.1 and the discussion of ‘Bernoulli transforms’ on p. 655-656 in (Chen, 2013). For the linearity of the coefficient of w in b and c , see also (Tarnita et al., 2009b).) By Eq. (SI.52), the benefit-to-cost ratio for any n -random configuration is independent of n , so random configurations with more cooperators are neither more nor less conducive to cooperation than those with fewer.

For a fixed graph, G , let N_0 be the maximum number of vertices that can be chosen in such a way that no two of these vertices are within two steps of one another. We say that a subset of vertices with this property is isolated. If the defectors in a configuration lie on isolated vertices, then we say that defectors are isolated.

Proposition 3. If $N > 2k$, then cooperation can be favored for a mixed initial configuration with n cooperators whenever either $1 \leq n \leq N_0 + 1$ or $1 \leq N - n \leq N_0 + 1$.

Proof. For any configuration, ξ , with n cooperators, we have the inequalities

$$\overline{f_{10}}(\xi) \leq \frac{n}{N}; \quad (\text{SI.53a})$$

$$\overline{f_1 f_0}(\xi) \leq \frac{n(k-1)}{Nk}. \quad (\text{SI.53b})$$

In Eq. (SI.53), equality is obtained by a configuration with n isolated cooperators. Indeed, $\overline{f_{10}}(\xi)$ and $\overline{f_1 f_0}(\xi)$ depend on the number of cooperator-defector paths and the number of cooperator-anything-defector paths in ξ , respectively, and each such path is defined by either an edge or two incident edges. On the other hand, at least one of these inequalities is strict whenever ξ does not have isolated cooperators: If two cooperators are adjacent to one another, then Eq. (SI.53a) is strict; if two cooperators are adjacent to the same defector, then Eq. (SI.53b) is strict. In order to establish the proposition, we need to show that

$$N\overline{f_1}(\xi)\overline{f_0}(\xi) - k\overline{f_{10}}(\xi) - k\overline{f_1 f_0}(\xi) > 0 \quad (\text{SI.54})$$

since, then, the critical benefit-to-cost ratio of Eq. (3) is finite. Moreover, since Eq. (SI.54) is invariant under conjugation, it suffices to consider configurations with n cooperators, where $1 \leq n \leq N_0 + 1$. By Eq. (SI.53),

$$N\overline{f_1}(\xi)\overline{f_0}(\xi) - k\overline{f_{10}}(\xi) - k\overline{f_1 f_0}(\xi) \geq \frac{n(N-n-2k+1)}{N}, \quad (\text{SI.55})$$

so it suffices to establish the inequality $N - N_0 - 2k \geq 0$.

Suppose, on the other hand, that $N - N_0 - 2k < 0$. By the definition of N_0 , we can then find a configuration with $N - 2k + 1$ isolated cooperators. Since each of these cooperators has k neighboring defectors, and since none of these defectors have more than one cooperator as a neighbor, we have

$$(N - 2k + 1)(k + 1) \leq N \iff N \leq 2k, \quad (\text{SI.56})$$

which contradicts the assumption that $N > 2k$, as desired. \square

Remark 3. The proof of Proposition 3 shows that whenever $N > 2k$, in fact $N - 2k \geq \max_G N_0$ holds, where G ranges over all k -regular graphs on N vertices. This lower bound, $\max_G N_0$, is sharp, which can be seen from the graph in Fig. 2(b) since this graph has size 9, is 4-regular, and satisfies $N_0 = 1$.

Proposition 4. Suppose that $N > 2k$. Let ξ and ξ' be configurations with n and $n - 1$ cooperators, respectively, such that defectors under both configurations are isolated. Then,

$$\left(\frac{b}{c}\right)_\xi^* < \left(\frac{b}{c}\right)_{\xi'}^*. \quad (\text{SI.57})$$

Proof. Since the defectors in both ξ and ξ' are isolated, we have

$$\left(\frac{b}{c}\right)_\xi^* = \frac{k(n-1)}{n-2k+1}; \quad (\text{SI.58a})$$

$$\left(\frac{b}{c}\right)_{\xi'}^* = \frac{k(n-2)}{n-2k}, \quad (\text{SI.58b})$$

and it follows at once that $\left(\frac{b}{c}\right)_\xi^* < \left(\frac{b}{c}\right)_{\xi'}^*$ since $k \geq 2$, as desired. \square

As a consequence of Proposition 4, we see that among the configurations with an isolated strategy (cooperators or defectors), the minimum critical benefit-to-cost ratio is attained by any configuration with just a single cooperator.

Proposition 5. For a k -regular graph with $N > 2k$, we have the following:

- (i) if $N_0 \geq 2$, then, for any n with $2 \leq n \leq N_0$, there exists a configuration with n cooperators whose critical benefit-to-cost ratio is smaller than that of a random configuration;
- (ii) for any configuration with exactly two cooperators, such that, furthermore, these two cooperators are neighbors, cooperation can be favored by weak selection. Moreover, the critical benefit-to-cost ratio for this configuration is smaller than that of a random configuration.

Proof. By Proposition 4, the critical benefit-to-cost ratio for any configuration with $n \geq 2$ isolated cooperators is greater than the critical benefit-to-cost ratio for any configuration with just a single cooperator. Recall now that this ratio for one cooperator is the same as the ratio for n randomly-placed cooperators (Chen, 2013). By Eq. (SI.23), the critical benefit-to-cost ratio for ξ is of the form $\left(\frac{b}{c}\right)_\xi^* = \frac{\mathbf{N}_\xi}{\mathbf{D}_\xi}$ for some voter-model expectations, \mathbf{N}_ξ and \mathbf{D}_ξ . Therefore, by a simple averaging argument, we see that for each n with $2 \leq n \leq N_0$, there must exist a configuration with n cooperators whose critical ratio is smaller than that of a random configuration, Eq. (1), which completes the proof of part (i) of the proposition.

Let ξ be a configuration with two cooperators placed at adjacent vertices, x and y . If $T(x, y)$ is the number of vertices adjacent to both x and y , then straightforward calculations give

$$\overline{f_{10}}(\xi) = \frac{2k-2}{Nk}; \quad (\text{SI.59a})$$

$$\overline{f_1 f_0}(\xi) = \frac{2k(k-1) - 2T(x, y)}{Nk^2}. \quad (\text{SI.59b})$$

It then follows from the definition of the critical benefit-to-cost ratio that

$$\left(\frac{b}{c}\right)_\xi^* = \frac{k(N-3-\frac{1}{k})}{N-2k+\frac{1}{k}T(x, y)}, \quad (\text{SI.60})$$

which is smaller than the ratio for random placement, Eq. (1), because $N > 2k$, which gives (ii). \square

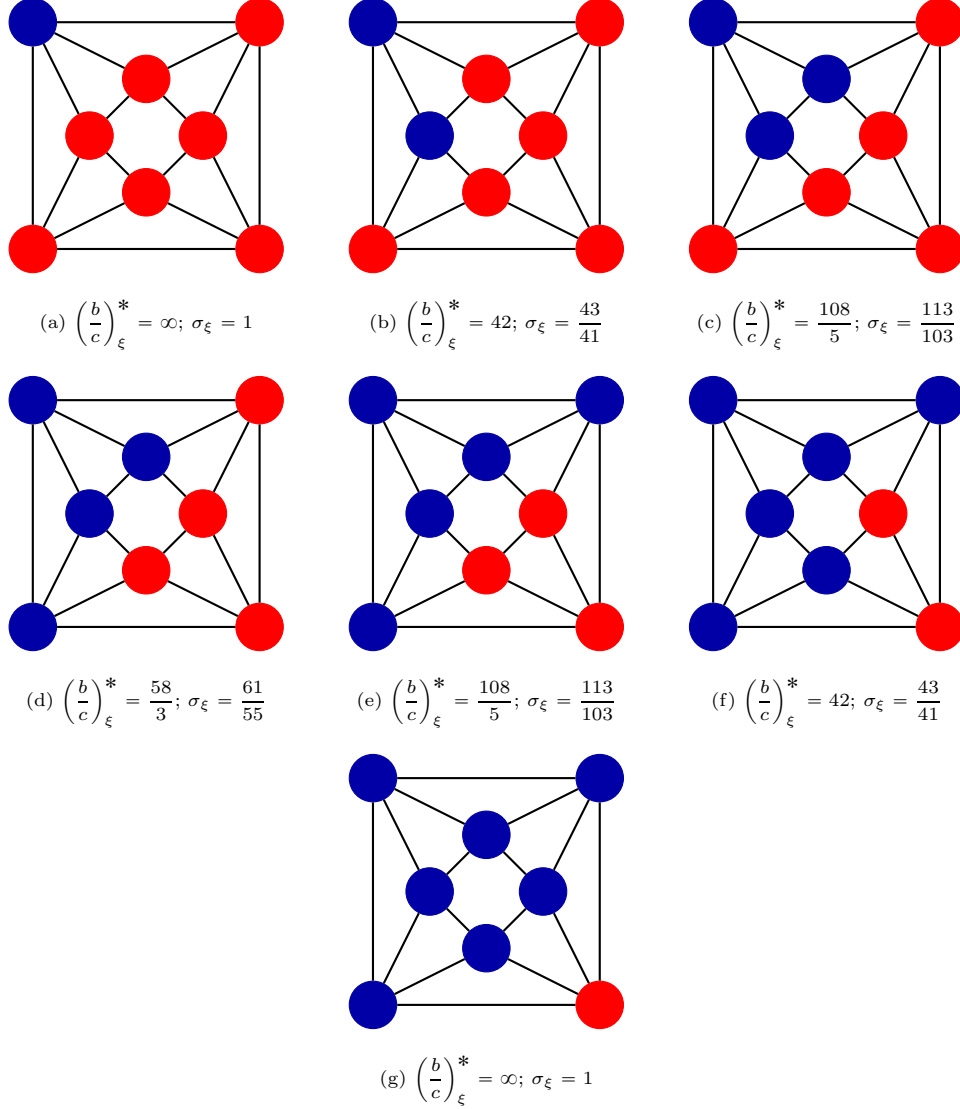


FIGURE SI.4. Cooperator-defector configurations on a 4-regular graph with 8 vertices and diameter 2. Starting from one cooperator in (a), a single cooperator is added in each subsequent panel. Although cooperation can never be favored by selection when starting from a state with a single mutant (a) or a single defector (g), it can be favored in the other states, (b)-(f), since the critical benefit-to-cost ratios are all finite in those panels.

SI.5. EXAMPLES

In Figs. SI.4 and SI.5, we give examples of the relationship between the initial configuration and the critical benefit-to-cost ratio on three small graphs.

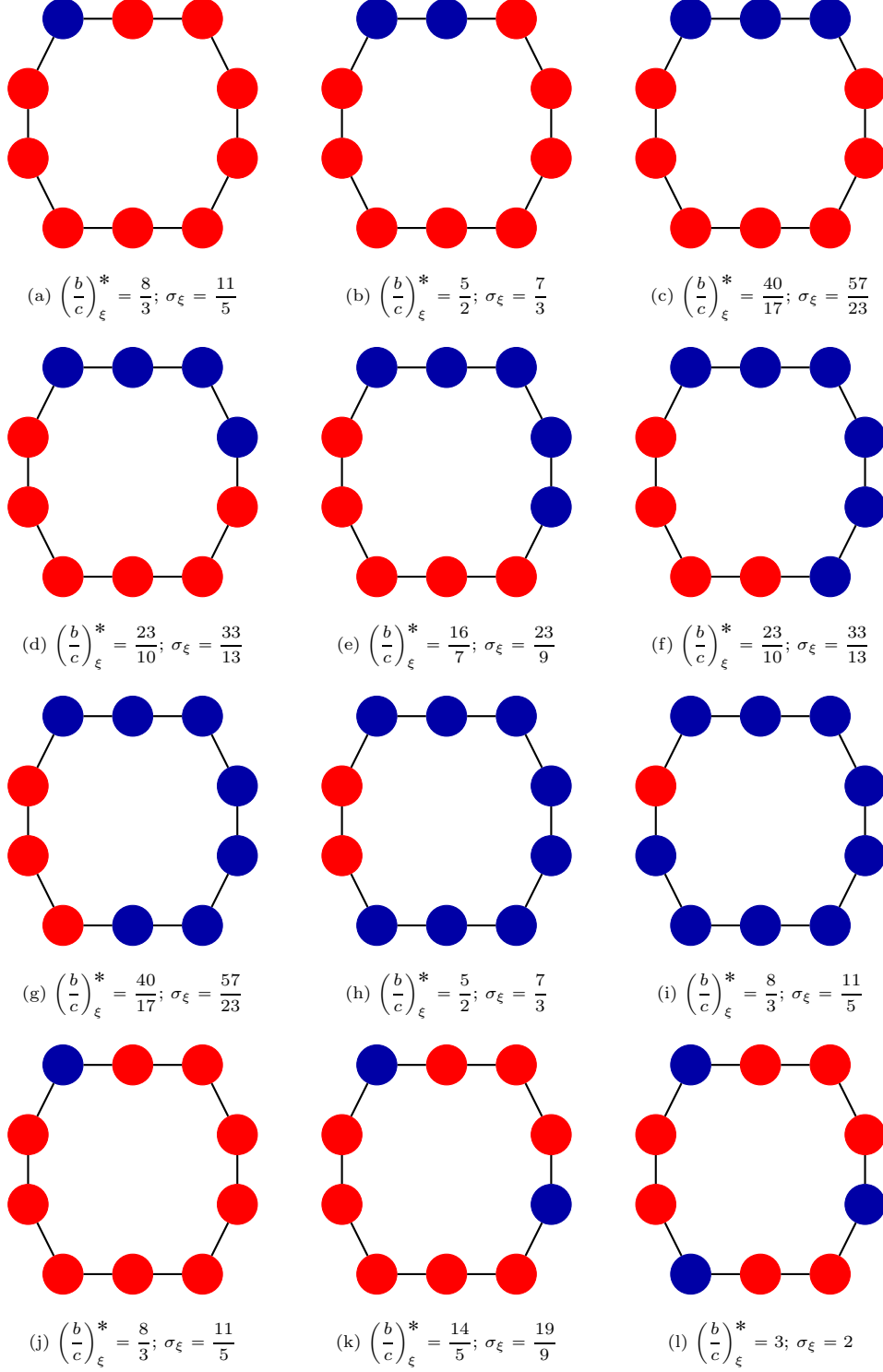


FIGURE SI.5. The effects of adding cooperators to the initial condition on a cycle with 10 vertices. In panels (a)-(i), cooperators are added sequentially, with each new cooperator neighboring a cooperator in the previous configuration. These panels clearly demonstrate that a configuration and its conjugate have the same critical ratio and structure coefficient. Panels (j)-(l) show that when cooperators are added in a different order, the critical ratios can increase rather than decrease. The configurations of (j)-(l) each have isolated cooperators.