

Cosmological Aspects of Spontaneous Baryogenesis

Andrea De Simone and Takeshi Kobayashi

SISSA, Via Bonomea 265, 34136 Trieste, Italy

INFN, Sezione di Trieste, Via Bonomea 265, 34136 Trieste, Italy

E-mail: andrea.desimone@sissa.it, takeshi.kobayashi@sissa.it

We investigate cosmological aspects of spontaneous baryogenesis driven by a scalar field, and present general constraints that are independent of the particle physics model. The relevant constraints are obtained by studying the backreaction of the produced baryons on the scalar field, the cosmological expansion history after baryogenesis, and the baryon isocurvature perturbations. We show that cosmological considerations alone provide powerful constraints, especially for the minimal scenario with a quadratic scalar potential. Intriguingly, we find that for a given inflation scale, the other parameters including the reheat temperature, decoupling temperature of the baryon violating interactions, and the mass and decay constant of the scalar are restricted to lie within ranges of at most a few orders of magnitude. We also discuss possible extensions to the minimal setup, and propose two ideas for evading constraints on isocurvature perturbations: one is to suppress the baryon isocurvature with nonquadratic scalar potentials, another is to compensate the baryon isocurvature with cold dark matter isocurvature by making the scalar survive until the present.

Contents

1	Introduction	1
2	Brief Review of Spontaneous Baryogenesis	3
2.1	Basic Setup	3
2.2	Energy Shift	4
2.3	Baryon Asymmetry	5
3	Dynamics of ϕ During Baryogenesis	6
3.1	Slow-Varying Attractor	7
3.2	Backreaction	8
4	Dynamics of ϕ After Baryogenesis	8
4.1	Hypothetical Relic Abundance	9
4.2	Fate of ϕ	10
5	Baryon Isocurvature Perturbations	11
6	Summary of Constraints and a Case Study	14
6.1	Generic Conditions for Spontaneous Baryogenesis	14
6.2	Case Study: Quadratic Potential	14
6.2.1	Constraints	15
6.2.2	Parameter Space	17
7	Evading Isocurvature Constraints with Nonquadratic Potentials	20
7.1	Suppressing Baryon Isocurvature	20
7.2	Compensating Baryon Isocurvature with CDM Isocurvature	22
7.2.1	General Discussions of ϕ Density Isocurvature	23
7.2.2	An Example with Compensated Isocurvature Perturbation	24
8	Conclusions	26
A	Comments on Spontaneous Baryogenesis from Decay of ϕ	27

1 Introduction

One of the great mysteries of our universe is the origin of the excess of matter over antimatter. The three basic ingredients for creating baryon number in the early universe was laid out by Sakharov [1], and since then various proposals for baryogenesis have been put forward. Among them, the idea of spontaneous baryogenesis [2] is unique in the sense that it does not require Sakharov's third condition of a departure from thermal equilibrium. Instead, it invokes spontaneous breaking of the CPT symmetry, which shifts the energy of baryons relative to that of antibaryons, thus allowing baryon number production even in equilibrium.

A general class of theories of spontaneous baryogenesis involves a scalar field that is derivatively coupled to the baryon current as $(\partial_\mu\phi)j_B^\mu$. When the scalar field velocity $\partial_0\phi$ can be treated as a classical background, the *CPT* symmetry is spontaneously broken and thus a baryon asymmetry can be produced. For implementation of this mechanism in particle physics models, see e.g. [3, 4, 5, 6, 7, 8, 9, 10, 11, 12, 13]. It should be noted that a theory of spontaneous baryogenesis does not have to be specifically designed to yield a velocity $\partial_0\phi$ that does not vanish when averaged over space. This is because cosmic inflation [14, 15, 16] can support spontaneous baryogenesis by providing a coherent motion of the ϕ -condensate that gives rise to a net baryon number in the observable universe. In this sense, the mechanism of spontaneous baryogenesis fits well into inflationary cosmology.

However we note that a consistent embedding of spontaneous baryogenesis into the early universe calls for a careful examination of the dynamics of the ϕ field. This includes the dynamics during baryogenesis; here one has to verify whether there is significant backreaction from the produced baryons on ϕ . The fate of the ϕ -condensate after baryogenesis is also important. After creating the baryons the ϕ field oscillates about its potential minimum and behaves as pressureless dust; if ϕ dominates the universe before decaying, it would dilute the baryon asymmetry, as well as impact the cosmological expansion history. Furthermore, the dynamics of ϕ before baryogenesis also has observational consequences, as during inflation the ϕ field obtains fluctuations which lead to baryon isocurvature perturbations, as was originally pointed out in [17]. There are now strong bounds on isocurvature perturbations from measurements of the cosmic microwave background (CMB), which add further conditions to be met by a successful spontaneous baryogenesis scenario. These cosmological constraints on the ϕ field have not necessarily been fully taken into account in models studied in previous works, and thus a systematic analysis of the cosmology with spontaneous baryogenesis is required in order to verify the validity of the mechanism.

In this paper we consider the broad class of theories of spontaneous baryogenesis driven by a scalar field derivatively coupled to baryon currents. By investigating the backreaction of the generated baryons on the scalar, the expansion history of the universe after baryogenesis, and the baryon isocurvature perturbations, we present general conditions for spontaneous baryogenesis to create the baryon asymmetry in our universe. In particular, for the minimal model with a quadratic potential for the scalar field, we show that cosmological constraints alone restrict the model parameters, including the inflation scale, to lie within a rather narrow window.

We also suggest possible directions for extending the minimal setup, to introduce new possibilities for spontaneous baryogenesis. For example, it has been known that the isocurvature constraint makes it difficult for spontaneous baryogenesis to be compatible with high-scale inflation. This issue is made sharper in this paper by combining the constraints on isocurvature perturbations with various other conditions. However, we also propose some ideas for ameliorating this issue with the aid of a nonquadratic potential for the scalar. In particular, we point out that the baryon isocurvature perturbations can be suppressed for linear potentials, or potentials with inflection points such as cosine potentials. We also discuss a rather exotic but topical possibility that the baryon isocurvature perturbations are compensated by cold dark matter (CDM) isocurvature perturbations, which can happen if the oscillating scalar is allowed to survive until the present and constitute (a fraction of) the CDM.¹

¹Some previous works also discussed ways to suppress baryon isocurvature perturbations. For example, [11] considered stabilizing the scalar in a false vacuum during inflation. Issues with baryon isocurvature can also be evaded when

The paper is organized as follows: We start in Section 2 by giving a brief review of spontaneous baryogenesis and setting our notations. We then discuss the scalar dynamics during and after spontaneous baryogenesis in Section 3 and Section 4, respectively. General discussions on the baryon isocurvature perturbations are presented in Section 5. We then summarize the constraints for spontaneous baryogenesis in Section 6, and also illustrate the considerations with a case study of a minimal model. In Section 7 we discuss possible extensions to the minimal scenario in order to alleviate constraints on baryon isocurvature. Finally, we conclude in Section 8. We also provide comments and bounds on spontaneous baryogenesis induced by the decay of the scalar in Appendix A.

2 Brief Review of Spontaneous Baryogenesis

Let us start by reviewing the basic mechanism of spontaneous baryogenesis [2]. This section also serves to set our notation.

2.1 Basic Setup

As we mentioned in the introduction, in this paper we examine spontaneous baryogenesis driven by a real scalar field ϕ with a derivative coupling to the baryon current,

$$S = \int d^4x \sqrt{-g} \left\{ -\frac{1}{2} g^{\mu\nu} \partial_\mu \phi \partial_\nu \phi - V(\phi) - \sum_i c_i \frac{\partial_\mu \phi}{f} j_i^\mu + \dots \right\}. \quad (2.1)$$

Here j_i^μ represents the current of a particle/antiparticle pair i , whose baryon number is B_i for the particle and $-B_i$ for the antiparticle. The time component of the current represents the difference in the number density between the particle and antiparticle, i.e., $j_i^0 = n_i - \bar{n}_i$. For example, the current could be $j^\mu = \bar{q} \gamma^\mu q$ with the quarks q . The sum \sum_i runs over all particle species coupled to ϕ . Moreover, c_i is a dimensionless constant, f is a mass scale, and the dots represent terms that are independent of ϕ . Typically, ϕ would be a pseudo-Nambu-Goldstone boson (PNGB) of an approximate symmetry corresponding to the baryon number, and f would be the associated symmetry breaking scale (e.g. [2, 6, 7].) In this paper, to keep the discussions general, we do not specify the identity of ϕ beyond what appears in the (effective) Lagrangian (2.1). However with a slight abuse of language, we will refer to f as the “decay constant.”

With the action (2.1), spontaneous baryogenesis proceeds as follows (each stage will be discussed in more detail in the subsequent sections):

1. Cosmic inflation sets ϕ to be (almost) spatially homogeneous throughout the observable universe.
2. After inflation, the universe eventually undergoes reheating and becomes dominated by radiation. Supposing some baryon number nonconserving processes to be in equilibrium, the baryon asymmetry is produced through the $(\partial_\mu \phi) j^\mu$ term.

spontaneous baryogenesis is driven by domain walls [13], or if the baryon current is coupled instead to a derivative of the Ricci scalar, i.e. $(\partial_\mu R) j_B^\mu$ [18].

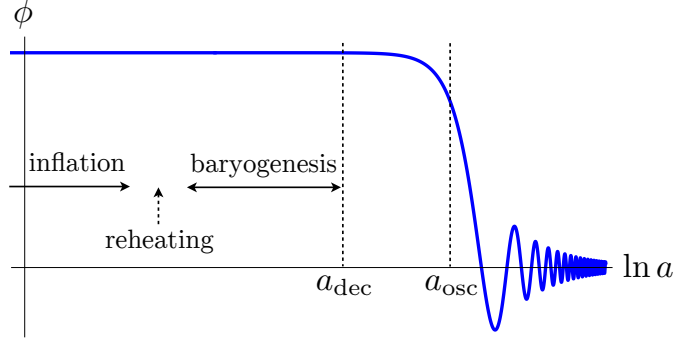


Figure 1: Schematic of the scalar field dynamics in spontaneous baryogenesis (not to scale).

3. The baryon number nonconserving processes eventually fall out of equilibrium, and from then on the baryon number freezes in. We use T_{dec} to represent the decoupling temperature for the baryon violating interactions, where the subscript “dec” will also be used for any quantity evaluated at decoupling.
4. The scalar ϕ has been slowly rolling along its potential while the baryon asymmetry was being produced. After decoupling, as the Hubble friction becomes weaker, ϕ begins to oscillate about its potential minimum. We denote values at the onset of the ϕ oscillation by the subscript “osc.”
5. The oscillating ϕ eventually decays away through the $(\partial_\mu \phi)j^\mu$ term.

See Figure 1 for a schematic of the ϕ -dynamics.

Note that in the case where ϕ is identified as the PNCB, the symmetry breaking should happen prior to inflation, which indicates that f should be larger than the inflationary Hubble rate and the reheat temperature. Otherwise, unless with a specifically designed potential $V(\phi)$, the scalar velocity $\partial_0 \phi$ would be close to zero when spatially averaged over the observable universe, resulting only in an extremely tiny baryon asymmetry.

We should also remark that baryon number can also be produced while the coherent oscillation of ϕ decays, as was originally pointed out in [2]. However this effect is suppressed [6, 7]. Moreover, using the constraints discussed in the following sections, we show explicitly in Appendix A that the baryon asymmetry from the decay of ϕ is typically much smaller than that in our universe. Therefore, in this paper we focus on the baryon number produced in equilibrium, while the scalar ϕ is slowly rolling.

2.2 Energy Shift

The effect of the spontaneous CPT breaking is clearly seen in the energy density sourced by the ϕ -related terms in the action. Here, let us express the three terms in (2.1) as $S_\phi = \int d^4x \sqrt{-g} L_\phi$.

When the particle species i are all bosons (such as $j_i^\mu = i(\varphi_i^* \partial^\mu \varphi_i - \varphi_i \partial^\mu \varphi_i^*)$ with complex scalars φ_i), the energy-momentum tensor is obtained by varying the action in terms of the metric,

$$T_{\mu\nu} = g_{\mu\nu} L_\phi - 2 \frac{\partial L_\phi}{\partial g^{\mu\nu}}. \quad (2.2)$$

Then, considering a flat FRW background

$$ds^2 = -dt^2 + a(t)^2 d\mathbf{x}^2, \quad (2.3)$$

with a homogeneous ϕ , i.e.,

$$\phi = \phi(t), \quad (2.4)$$

the energy density is obtained as

$$\rho = -T_0^0 = \frac{1}{2}\dot{\phi}^2 + V(\phi) - \sum_i c_i \frac{\dot{\phi}}{f} j_i^0, \quad (2.5)$$

where we use an overdot to denote a derivative in terms of the cosmological time t .

In the case where the species i are fermions (such as $j_i^\mu = \bar{\psi}_i \gamma^\mu \psi_i$), we vary the action in terms of a vierbein $e^{a\mu}$ (here the metric is constructed as $g_{\mu\nu} = \eta_{ab} e_\mu^a e_\nu^b$, and a, b are the indices in the local Minkowski space.) Rewriting the fermion current as $j^\mu = e^{a\mu} j_a$, we can compute the energy-momentum tensor as

$$T_{\mu\nu} = g_{\mu\nu} L_\phi - e_\nu^a \frac{\partial L_\phi}{\partial e^{a\mu}}, \quad (2.6)$$

which, under a homogeneous background yields

$$\rho = -T_0^0 = -L_\phi + \dot{\phi}^2 - \sum_i c_i \frac{\dot{\phi}}{f} j_i^0. \quad (2.7)$$

Here, after imposing the equations of motion of the fermion fields, the $\dot{\phi} j_i^0$ terms included in L_ϕ should be cancelled by other fermion contributions to the energy density (i.e. those arising from (\dots) in the action (2.1).) Hence we obtain the same expression for the energy density as we did for the boson currents in (2.5).

For both boson and fermion currents, the coupling to $\partial_\mu \phi$ gives a contribution to the energy density of $-c_i (\dot{\phi}/f) j_i^0 = -c_i (\dot{\phi}/f) (n_i - \bar{n}_i)$. This indicates that when the ϕ field can be considered as a classical background, the spontaneous CPT breaking assigns for each particle/antiparticle pair i an extra energy of

$$\Delta E_i = -c_i \frac{\dot{\phi}}{f} \quad (2.8)$$

per particle, and $-\Delta E_i$ per antiparticle. When in equilibrium, this can alternatively be interpreted as particles obtaining a chemical potential of

$$\mu_i = c_i \frac{\dot{\phi}}{f}, \quad (2.9)$$

while $-\mu_i$ for antiparticles.

2.3 Baryon Asymmetry

Supposing the particles and antiparticles to be in thermal equilibrium after reheating, and also baryon number nonconserving processes to be occurring rapidly, then the energy shift (2.8) gives rise to a baryon asymmetry. Hereafter we assume all the species i to be relativistic fermions, and

ignore their masses.² Further supposing there are no other symmetries that restrict their thermal distributions, then the difference in the number densities between the particles and antiparticles is computed from the chemical potential (2.9) as

$$\begin{aligned} j_i^0 = n_i - \bar{n}_i &= \frac{g_i}{(2\pi)^3} \int d^3p \left[\left\{ \exp\left(\frac{p - \mu_i}{T}\right) + 1 \right\}^{-1} - \left\{ \exp\left(\frac{p + \mu_i}{T}\right) + 1 \right\}^{-1} \right] \\ &= \frac{g_i}{6} \mu_i T^2 \left\{ 1 + \mathcal{O}\left(\frac{\mu_i}{T}\right)^2 \right\}. \end{aligned} \quad (2.10)$$

Here g_i is the internal degrees of freedom of the (anti)particle i , and in the second line we carried out an expansion in terms of the ratio μ_i/T , assuming it to be tiny,

$$\left(\frac{\mu_i}{T}\right)^2 \ll 1. \quad (2.11)$$

Thus a baryon asymmetry has been produced, with number density

$$n_B = \sum_i B_i (n_i - \bar{n}_i) = \sum_i \frac{B_i c_i g_i T^2 \dot{\phi}}{6 f}. \quad (2.12)$$

The baryon number freezes in when the baryon nonconserving processes fall out of equilibrium. Thus its ratio to the entropy density

$$s = \frac{2\pi^2}{45} g_{s*} T^3, \quad (2.13)$$

freezes at the value upon decoupling of the baryon violating interactions as

$$\left. \frac{n_B}{s} \right|_{\text{dec}} = \frac{15}{4\pi^2} \frac{\sum_i B_i c_i g_i}{g_{s*}} \left. \frac{\dot{\phi}}{Tf} \right|_{\text{dec}}. \quad (2.14)$$

If there is no further baryon nor entropy production afterwards, and neglecting sphaleron processes which give order-unity corrections, then this ratio remains constant and so should match the present day value $(n_B/s)_0 \approx 8.6 \times 10^{-11}$ measured by *Planck* [19]. (We use the subscript “0” to denote values today.)

3 Dynamics of ϕ During Baryogenesis

We now move on to investigate the dynamics of the scalar field ϕ . We start by discussing the dynamics during baryogenesis in this section.

It should be stressed that, for the baryon asymmetry to be spontaneously generated in thermal equilibrium, the ϕ field should not start its oscillation until the baryon violating processes decouple. In terms of the Hubble rate $H = \dot{a}/a$, this condition is written as

$$H_{\text{dec}} > H_{\text{osc}}. \quad (3.1)$$

²In the case with boson species, if the induced energy shift $|\Delta E|$ is larger than their masses, then naively, the bosons are expected to be produced explosively, until they back react on ϕ and slow down the velocity. It would be interesting to understand explicitly what happens in such cases.

Otherwise, at the time of decoupling, which is when the time scale of the baryon violating interaction τ_B becomes comparable to the Hubble time, the ϕ field would be oscillating with a time period much shorter than τ_B , as $\tau_B \sim H_{\text{dec}}^{-1} \gg m_\phi^{-1}$. Then the chemical potential should be obtained as (2.9) averaged over the oscillations, and would vanish.

Here we note that the decay of the oscillating ϕ can also produce a baryon number, which may even start from the early stages of the oscillations. However such effects are likely to be tiny, as we discuss in Appendix A.

Therefore, we consider the scalar field to be slowly varying along its potential while the baryons are being produced.³

3.1 Slow-Varying Attractor

The homogeneous equation of motion of ϕ is obtained from the action (2.1) as

$$\ddot{\phi} + 3H\dot{\phi} + V'(\phi) = \sum_i \frac{c_i}{f} \frac{\partial_t(a^3 j_i^0)}{a^3}, \quad (3.2)$$

where we have dropped the spatial components of the currents. Let us first ignore the source term in the right hand side. As the spontaneous baryogenesis takes place after reheating, here we are interested in a radiation-dominated universe, where

$$\frac{\dot{H}}{H^2} = -2. \quad (3.3)$$

Then while the field's effective mass is smaller than the Hubble rate as

$$\left| \frac{V''(\phi)}{5H^2} \right| \ll 1, \quad (3.4)$$

the equation of motion is approximated by

$$5H\dot{\phi} \simeq -V'(\phi). \quad (3.5)$$

This is an attractor solution which is similar to the inflationary slow-roll approximation, except for that the numerical coefficient in the left hand side is a 5 instead of a 3. This is due to the time-dependence of the Hubble friction in a radiation-dominated universe (3.3); in fact, ϕ accelerates on this attractor as

$$\ddot{\phi} \simeq 2H\dot{\phi}, \quad (3.6)$$

as is clearly seen by comparing (3.5) with the original (3.2). For detailed discussions on attractor solutions in an expanding universe, see, e.g., [20] or Appendix A of [21].

The relation (3.6) sets the rate of change of the chemical potential (2.9) as $\mu_i/\dot{\mu}_i = (2H)^{-1}$. Hence we see that while the time scale for the baryon violating interactions τ_B is shorter than the Hubble time, the chemical potential varies slow enough so that the particles and antiparticles can follow their thermal distributions of (2.10).

³Since the slow variation of the ϕ -condensate is required after reheating, ϕ could not have played the role of the inflaton.

Using the slow-varying approximation (3.5), and rewriting the temperature of the radiation-dominated universe in terms of the Hubble rate as

$$\frac{\pi^2}{30}g_*T^4 = \rho_r = 3M_p^2H^2, \quad (3.7)$$

where ρ_r is the radiation energy density, then the baryon number density (2.12) is expressed as

$$n_B = -\frac{\sum_i B_i c_i g_i}{\pi (10g_*)^{1/2}} \frac{M_p V'(\phi)}{f}, \quad (3.8)$$

and the final baryon-to-entropy ratio (2.14) becomes

$$\left. \frac{n_B}{s} \right|_{\text{dec}} = -\left(\frac{9}{2560\pi^6}\right)^{1/4} \sum_i B_i c_i g_i \frac{g_*^{1/4}(T_{\text{dec}})}{g_{s*}(T_{\text{dec}})} \frac{V'(\phi_{\text{dec}})}{f M_p^{1/2} H_{\text{dec}}^{3/2}}. \quad (3.9)$$

Let us also rewrite the assumption of a tiny chemical potential (2.11) as

$$\left(\frac{\mu_i}{T}\right)^2 = \frac{\pi c_i^2 g_*^{1/2}}{75\sqrt{10}} \frac{(V'(\phi))^2}{f^2 M_p H^3} \ll 1, \quad (3.10)$$

which is now a condition on the shape of the scalar potential compared to the Hubble rate.

3.2 Backreaction

Now let us estimate the right hand side of the equation of motion (3.2) which we have been ignoring,

$$\sum_i \frac{c_i}{f} \frac{\partial_t(a^3 j_i^0)}{a^3} = \frac{3\sqrt{10}}{2\pi} \frac{\sum_i c_i^2 g_i}{g_*^{1/2}} \frac{M_p H}{f^2} H \dot{\phi}. \quad (3.11)$$

Here we computed the time-derivative of the particle density (2.10) using (3.3), (3.6), and (3.7). (We ignored the derivative of g_* .) As each of the terms in the left hand side of (3.2) is $\sim H \dot{\phi}$, we see that the source term is negligible in the equation of motion when

$$\frac{3\sqrt{10}}{2\pi} \frac{\sum_i c_i^2 g_i}{g_*^{1/2}} \frac{M_p H}{f^2} \ll 1 \quad (3.12)$$

is satisfied. This is roughly the same as requiring the cosmic temperature $T \sim (M_p H)^{1/2}$ to be smaller than the decay constant f . Otherwise, if $T \gtrsim f$, the backreaction from the particles in the thermal bath would be relevant, which is likely to slow down the scalar velocity and thus suppresses baryogenesis. Note also that in the case where ϕ is a PNCB of a symmetry corresponding to the baryon number, the symmetry would be recovered if the temperature were high enough to violate (3.12); this would spoil spontaneous baryogenesis as was discussed in Section 2.1.

4 Dynamics of ϕ After Baryogenesis

After decoupling, the scalar field eventually starts to oscillate as the Hubble friction becomes weaker. The time when the field actually starts to oscillate depends on the detailed form of the scalar

potential $V(\phi)$; hence to keep the discussions general, we proceed by representing the field value at the onset of the oscillations by ϕ_{osc} . However, we suppose that $V(\phi)$ is well-approximated by a quadratic around its minimum, and that the oscillation of ϕ quickly settles down to a harmonic once the oscillation begins. Then the energy density of the oscillating ϕ can be estimated as

$$\rho_\phi = V(\phi_{\text{osc}}) \left(\frac{a_{\text{osc}}}{a} \right)^3, \quad (4.1)$$

where we ignored the kinetic energy of ϕ at the beginning of the oscillation. Since the oscillating ϕ behaves as pressureless dust, its energy density relative to that of radiation grows in time. On the other hand, the derivative coupling $(\partial_\mu \phi)j^\mu$ provides the oscillating ϕ with a decay channel. So the important question here is, does the ϕ -condensate dominate the universe before decaying away?

In the case where ϕ dominates the universe, the universe will have to be heated up again (which is most likely to be initiated by the decay of ϕ), in order to connect to the standard Hot Big Bang cosmology. Hence the produced baryon asymmetry would be diluted by the entropy production during the second reheating.

We also remark that, since ϕ has super-horizon field fluctuations obtained during inflation, a ϕ that dominates or comes close to dominating the universe would produce adiabatic density perturbations *à la* curvatons [22, 23, 24, 25]. However, such adiabatic perturbations produced after baryogenesis should only be a small fraction of the entire adiabatic perturbations in order to keep the baryon isocurvature within observational bounds;⁴ we shall come back to this point in the next section.

4.1 Hypothetical Relic Abundance

In order to see whether ϕ ever dominates the universe, let us temporarily assume that ϕ survives until the present, and compute its relic abundance. From the entropy conservation $s \propto a^{-3}$, the ϕ density (4.1) can be rewritten as

$$\rho_\phi = V(\phi_{\text{osc}}) \frac{s}{s_{\text{osc}}}. \quad (4.2)$$

Then using the relation between the entropy and the radiation density (cf. (2.13) and (3.7)):

$$s = \frac{2\pi^2 g_{s*}}{45} \left(\frac{30 \rho_r}{\pi^2 g_*} \right)^{3/4} \quad (4.3)$$

to evaluate s_{osc} , and considering the universe at the onset of the oscillation to still be dominated by radiation, i.e.,

$$V(\phi_{\text{osc}}) \ll \rho_{r \text{ osc}} \simeq 3M_p^2 H_{\text{osc}}^2, \quad (4.4)$$

⁴Although, we also mention that the baryon isocurvature due to the curvaton-like ϕ can in principle be cancelled by the isocurvature produced during spontaneous baryogenesis, as both perturbations originate from the same field fluctuations of ϕ . If such cancellation happens, and if sufficiently large baryon asymmetry still remains after the second reheating, then ϕ could be responsible for the generation of the baryon number as well as the entire adiabatic perturbations in our universe.

one obtains the hypothetical ϕ abundance today as

$$\begin{aligned}\Omega_\phi h^2 &\equiv \frac{\rho_{\phi 0} h^2}{3M_p^2 H_0^2} = \frac{45}{2\pi^2 g_{s^*}(T_{\text{osc}})} \left(\frac{\pi^2 g_*(T_{\text{osc}})}{30 \cdot 3M_p^2 H_{\text{osc}}^2} \right)^{3/4} \frac{V(\phi_{\text{osc}}) s_0 h^2}{3M_p^2 H_0^2} \\ &\approx 2.9 \times 10^{26} \frac{g_*(T_{\text{osc}})^{3/4}}{g_{s^*}(T_{\text{osc}})} \frac{V(\phi_{\text{osc}})}{M_p^{5/2} H_{\text{osc}}^{3/2}}.\end{aligned}\tag{4.5}$$

If this Ω_ϕ is larger than the measured matter abundance Ω_m , then ϕ would dominate the universe before the standard matter-radiation equality, unless it decayed at earlier times.

Now let us further suppose $\Omega_\phi \gg \Omega_m$, and evaluate when ϕ would dominate the universe. Here, during the times between the onset of the oscillation and the ϕ -domination, we only need to consider ϕ and radiation as the major components of the universe. Let us represent values at the hypothetical ϕ -radiation equality by the subscript ‘‘dom,’’ i.e.,

$$\rho_{\phi \text{ dom}} = \rho_{r \text{ dom}} = \frac{3M_p^2 H_{\text{dom}}^2}{2}.\tag{4.6}$$

Then combining this with (4.2), (4.3), and (4.4), one finds

$$H_{\text{dom}} = \frac{\sqrt{2}}{9} \left(\frac{g_*(T_{\text{osc}})}{g_*(T_{\text{dom}})} \right)^{3/2} \left(\frac{g_{s^*}(T_{\text{dom}})}{g_{s^*}(T_{\text{osc}})} \right)^2 \frac{V^2(\phi_{\text{osc}})}{M_p^4 H_{\text{osc}}^3}.\tag{4.7}$$

4.2 Fate of ϕ

We now restore ϕ 's decay channels provided by the $(\partial_\mu \phi)j^\mu/f$ coupling. Let us parameterize the decay rate by

$$\Gamma_\phi = \beta \frac{m_\phi^3}{f^2},\tag{4.8}$$

where m_ϕ is the mass of ϕ around its potential minimum, i.e. $m_\phi^2 = V''(\phi_{\text{min}})$, and β is a dimensionless constant. The explicit value of β depends on the particle physics model, but is much smaller than unity in many cases. The derivative term $(\partial_\mu \phi)j^\mu$ in the Lagrangian typically includes baryon couplings of the ϕ field, as well as anomalous couplings to $W\tilde{W}$, $Z\tilde{Z}$. The former becomes irrelevant when the baryon violating interactions go out of equilibrium below T_{dec} , so the latter would provide the most important decay modes of $\phi \rightarrow WW, ZZ$, with $\beta \sim 10^{-6}$. Further decay channels could also exist if there are other sources of baryon violation contributing to $\partial_\mu j^\mu$, or additional couplings in the Lagrangian other than the derivative term. To keep our discussions general, we collectively describe all the decay channels of ϕ by the expression in (4.8), and we proceed without specifying the value of β .

Cosmological constraints on the decay rate depend on whether the would-be abundance Ω_ϕ (4.5) is larger or smaller than the CDM abundance Ω_{CDM} .

Case with $\Omega_\phi > \Omega_{\text{CDM}}$:

If the would-be ϕ abundance exceeds the CDM abundance, then ϕ obviously needs to decay prior to the standard matter-radiation equality in order not to spoil the Big Bang expansion history.

Moreover, the ϕ density at the time of Big Bang Nucleosynthesis is strictly restricted, so it is preferable for ϕ to decay before then.

However even if ϕ decays long before nucleosynthesis, if it had dominated the universe before decaying, then the already produced baryon asymmetry would have been greatly diluted; see discussions below (4.1). In order to avoid ϕ from dominating the universe in the first place, the condition

$$\Gamma_\phi > H_{\text{dom}} \quad (4.9)$$

is required, where H_{dom} was obtained in (4.7).⁵

Case with $\Omega_\phi \leq \Omega_{\text{CDM}}$:

In this case the ϕ density is guaranteed to be subdominant at least until the matter-radiation equality. If further Ω_ϕ is close to Ω_{CDM} , then ϕ should either decay prior to the standard matter-radiation equality so as not to drastically modify the Big Bang evolution, or alternatively ϕ may survive until today and constitute (a fraction of) CDM. The latter possibility is discussed in Section 7.2.

Before closing this section, we should also comment on the thermal production of ϕ . We have analyzed the energy density of the ϕ -condensate, however, a thermal distribution of the ϕ -particles can also be produced through the $(\partial_\mu \phi)j^\mu$ term while the baryon violating processes are occurring rapidly, depending on the nature of the processes. The energy density of the relativistic ϕ -particles in equilibrium would be much larger than that of the ϕ -condensate. After decoupling, the ϕ -particles would fall out of equilibrium and redshift initially as radiation, and then as pressureless dust after the temperature of the universe drops below the particle mass. Hence the ϕ -particles, if they start from a thermal distribution, can dominate the universe long before the ϕ -condensate would, and more strongly suppress the baryon asymmetry. Therefore the conditions in this section which were obtained by studying the ϕ -condensate, such as (4.9), should be regarded as conservative bounds.

5 Baryon Isocurvature Perturbations

As was discussed at the beginning of Section 3, the ϕ field starts its oscillation after the decoupling. This indicates that during inflation, the effective mass of ϕ is much lighter than the Hubble rate, and therefore ϕ obtains super-horizon field fluctuations. Such fluctuations source isocurvature perturbations in the baryon density, as is clear from the expression (3.8). Let us compute the baryon isocurvature perturbations for general scalar potentials $V(\phi)$ in this section.

The gauge-invariant isocurvature perturbation between the baryons and photons (see e.g. [26] for a review) is defined as

$$S_{B\gamma} \equiv \frac{\delta n_B}{n_B} - \frac{3}{4} \frac{\delta \rho_\gamma}{\rho_\gamma}, \quad (5.1)$$

which is clearly conserved while the baryon number and photon energy densities redshift locally as $n_B \propto \rho_\gamma^{3/4} \propto a^{-3}$. Hence let us consider $S_{B\gamma}$ at temperatures a bit below $T = 1 \text{ MeV}$ when

⁵Strictly speaking, H_{dom} in (4.7) was obtained assuming $\Omega_\phi \gg \Omega_m$; so in the case of $\Omega_m \gtrsim \Omega_\phi > \Omega_{\text{CDM}}$, the condition (4.9) should be corrected by a factor of order unity.

the universe is dominated by the photons and the decoupled neutrinos; we refer to this radiation-dominated epoch as the “late RD.” Supposing there are no isocurvature perturbations between the photons and neutrinos, then the uniform-photon density slicings in the late RD epoch coincide with uniform-total density slicings. Thus the baryon isocurvature perturbation (5.1) is rewritten as

$$S_{B\gamma} = \left. \frac{\delta n_B}{n_B} \right|_{\rho=\text{const.}, \text{late RD}} \quad (5.2)$$

where the right hand side is evaluated on a uniform-photon/total density slice.

In order to compute $S_{B\gamma}$ as a function of ϕ , we would like to know how $\delta n_B/n_B$ during the late RD epoch relates to that at the time of decoupling. Here we consider the decoupling temperature T_{dec} to be a constant value set by the microphysical parameters of the baryon violating interactions. Then, since the universe at decoupling is also radiation-dominated, the decoupling surface where $T = T_{\text{dec}}$ can be viewed as a uniform-density slice as well.

To see how $\delta n_B/n_B$ on super-horizon scales evolves between two uniform-density slices, we consider the baryon number to be locally conserved since decoupling; then the baryon number density at a comoving spatial coordinate \mathbf{x} satisfies

$$n_B(t_2, \mathbf{x}) = n_B(t_1, \mathbf{x}) \left(\frac{a(t_1, \mathbf{x})}{a(t_2, \mathbf{x})} \right)^3, \quad (5.3)$$

where t_1 and t_2 describe some arbitrary uniform-density slices that are after decoupling. The scale factors on these slices are written as

$$a(t_i, \mathbf{x}) = \bar{a}(t_i) e^{\zeta(t_i, \mathbf{x})}, \quad (5.4)$$

where the bar denotes the unperturbed value, ζ is the curvature perturbation on uniform-density slicings, and $i = 1, 2$. Then one finds that, at the linear order in the fluctuations around the unperturbed background,

$$\frac{\delta n_B(t_2, \mathbf{x})}{\bar{n}_B(t_2)} = \frac{\delta n_B(t_1, \mathbf{x})}{\bar{n}_B(t_1)} + 3(\zeta(t_1, \mathbf{x}) - \zeta(t_2, \mathbf{x})). \quad (5.5)$$

Thus, taking one of the uniform-density slices to be during the late RD epoch and the other one at decoupling, (5.2) becomes (dropping the bars again for simplicity)

$$S_{B\gamma} = \left. \frac{\delta n_B}{n_B} \right|_{T=T_{\text{dec}}} + 3(\zeta_{\text{dec}} - \zeta_{\text{late RD}}). \quad (5.6)$$

Here we have obtained the familiar result that any change in the curvature perturbations after baryon number production gives rise to baryon isocurvature perturbations. (This is the reason why ϕ should not be a curvaton responsible for the entire adiabatic perturbations, as was discussed below (4.1).) In the following, we assume that ζ has approached its final value prior to decoupling and drop the second term in (5.6).

The baryon number fluctuations arise from the field fluctuations of ϕ . Hence from (3.8), the baryon isocurvature is written as

$$S_{B\gamma} = \frac{V''(\phi_{\text{dec}})}{V'(\phi_{\text{dec}})} \delta\phi_{\text{dec}}, \quad (5.7)$$

where $\delta\phi_{\text{dec}}$ denotes the field fluctuation on the $T = T_{\text{dec}}$ surface. Considering ϕ to have followed an attractor solution of the sort discussed in (3.5) since during inflation, then ϕ 's field value (including fluctuations) at decoupling can be viewed as a function of that on some initial flat slice during inflation, at around or after the modes of interest exited the horizon.⁶ Thus we rewrite (5.7) as

$$S_{B\gamma} = \frac{V''(\phi_{\text{dec}})}{V'(\phi_{\text{dec}})} \frac{\partial\phi_{\text{dec}}}{\partial\phi_{\text{ini}}} \delta\phi_{\text{ini}}, \quad (5.8)$$

where ϕ_{ini} denotes the unperturbed field value and $\delta\phi_{\text{ini}}$ the fluctuation on an initial flat surface.

Let us now go to Fourier space, and take the initial flat surface as when a pivot scale k_* exits the horizon during inflation. Denoting this time by an asterisk, i.e. $k_* = a_* H_*$, then the Fourier component of the isocurvature is

$$(S_{B\gamma})_{\mathbf{k}_*} = \frac{V''(\phi_{\text{dec}})}{V'(\phi_{\text{dec}})} \frac{\partial\phi_{\text{dec}}}{\partial\phi_*} (\delta\phi_*)_{\mathbf{k}_*}. \quad (5.9)$$

From the power spectrum of the field fluctuations upon horizon exit,⁷

$$\mathcal{P}_{\delta\phi_*}(k_*) = \left(\frac{H_*}{2\pi}\right)^2, \quad (5.11)$$

we arrive at our final expression for the baryon isocurvature perturbation spectrum,

$$\mathcal{P}_{B\gamma}(k_*) = \left(\frac{V''(\phi_{\text{dec}})}{V'(\phi_{\text{dec}})} \frac{\partial\phi_{\text{dec}}}{\partial\phi_*} \frac{H_*}{2\pi}\right)^2. \quad (5.12)$$

This expression which is a function of ϕ is the main result of this section. We will explicitly compute the right hand side in later sections when we discuss specific examples. The isocurvature spectrum is nearly scale-invariant, as ϕ 's effective mass is much lighter than the Hubble rate during inflation. Furthermore, supposing ϕ not to contribute to the adiabatic perturbations, then the baryon isocurvature is uncorrelated with the adiabatic perturbation.

Isocurvature perturbations are well constrained by measurements of the CMB anisotropies. However, since CMB does not distinguish between baryon and CDM isocurvature modes at linear order, the baryon isocurvature is constrained as an effective CDM isocurvature,

$$\mathcal{P}_{\text{CDM}\gamma}^{\text{eff}}(k) = \left(\frac{\Omega_B}{\Omega_{\text{CDM}}}\right)^2 \mathcal{P}_{B\gamma}(k) \approx 0.034 \times \mathcal{P}_{B\gamma}(k). \quad (5.13)$$

The *Planck* limit on a scale-invariant and uncorrelated isocurvature perturbation reads [27]

$$\mathcal{P}_{\text{CDM}\gamma}^{\text{eff}}(k_*) \lesssim 0.040 \times \mathcal{P}_\zeta(k_*) \quad (95\% \text{ C.L., TT, TE, EE + lowP}) \quad (5.14)$$

on the pivot scale $k_*/a_0 = 0.05 \text{ Mpc}^{-1}$, where the adiabatic power is $\mathcal{P}_\zeta(k_*) \approx 2.2 \times 10^{-9}$.

⁶The adiabatic perturbation ζ may further source field fluctuations on the decoupling surface, however we ignore this effect assuming it to be tiny.

⁷The power spectrum $\mathcal{P}(k)$ is defined as

$$\langle \delta\phi_*(\mathbf{x}) \delta\phi_*(\mathbf{y}) \rangle = \int \frac{d^3k}{4\pi k^3} e^{i\mathbf{k}\cdot(\mathbf{x}-\mathbf{y})} \mathcal{P}_{\delta\phi_*}(k). \quad (5.10)$$

6 Summary of Constraints and a Case Study

We now put together the constraints discussed in the previous sections.

6.1 Generic Conditions for Spontaneous Baryogenesis

The generic conditions for spontaneous baryogenesis to operate are as follows:

During spontaneous baryogenesis, the ϕ field is required not to start its oscillation until after decoupling (3.1), and in particular its effective mass should be lighter than the Hubble rate (3.4). Furthermore, the backreaction from the produced particles, or the thermal friction, has to be suppressed (3.12) for sufficient baryogenesis. Then, assuming a tiny chemical potential (3.10), the final baryon-to-photon ratio is computed as (3.9), which should give the present day value of $(n_B/s)_0 \approx 8.6 \times 10^{-11}$.

After baryogenesis, the ϕ density is supposed to be subdominant at least until the onset of the oscillations (4.4). In the case where the hypothetical ϕ abundance (4.5) exceeds the CDM abundance, if one would like to avoid the baryon asymmetry from being diluted and thus desires to prevent ϕ from dominating the universe, then ϕ is required to decay before domination (4.9), where H_{dom} is given in (4.7). This condition becomes stronger if a thermal distribution of ϕ -particles is produced during baryogenesis, as discussed at the end of Section 4.

Another restriction comes from the baryon isocurvature perturbations (5.12), which is constrained by *Planck* as (5.14).

We should also remark that there are further constraints if ϕ is a PNGB. As was discussed towards the end of Section 2.1, the symmetry breaking needs to happen prior to inflation, thus

$$f > H_*. \quad (6.1)$$

For the PNGB case, the backreaction condition (3.12) can also be understood as the requirement that thermal fluctuations do not recover the symmetry. The field range of a PNGB ϕ is also restricted by the decay constant f , typically as

$$|\phi_* - \phi_{\text{min}}| \lesssim f, \quad (6.2)$$

where ϕ_{min} is the minimum of the scalar potential. The explicit field range bound, e.g. whether it is f or πf , depends on the individual models. We also note that the field bound can apply not only for PNGBs but for general cases, as from an effective field theory point of view, the violation of (6.2) would, at least naively, indicate a breakdown of the perturbative description.⁸

6.2 Case Study: Quadratic Potential

Having laid out the general conditions, in this subsection we study how they actually constrain the minimal model with a quadratic potential,

$$V(\phi) = \frac{1}{2}m_\phi^2\phi^2. \quad (6.3)$$

⁸However it may be possible to extend the field range while controlling the corrections to the effective action by, for instance, invoking monodromy [28, 29].

If, for example, ϕ is a PNGB of an approximate U(1) symmetry, then quadratic potentials are realized in the vicinity of one of the minima of the periodic potential.

For quadratic potentials, the Hubble rate at the onset of oscillations can simply be estimated as when the slow-varying condition (3.4) breaks down, i.e.,

$$H_{\text{osc}} = \frac{m_\phi}{\sqrt{5}}. \quad (6.4)$$

Since ϕ varies only slowly while on the attractor (3.5), we make the approximation of

$$\phi_* \simeq \phi_{\text{dec}} \simeq \phi_{\text{osc}}. \quad (6.5)$$

This in particular gives $\partial\phi_{\text{dec}}/\partial\phi_* \simeq 1$ in the expression for the isocurvature spectrum (5.12).⁹ In the following analyses we further impose the field bound, discussed around (6.2), as

$$|\phi_*| < f. \quad (6.7)$$

Here we have fixed the field bound to f , however, changing the bound by an order-unity factor (say, to πf) gives only minor corrections to our discussions below.

As for the particle content of the theory, we consider the number of species i to be of order unity, with parameters of order unity as well, i.e., $B_i \sim c_i \sim g_i \sim 1$. The relativistic degrees of freedom g_* , g_{s*} in the early universe are considered to be of ~ 100 . We bear in mind these numerical values in the following analyses, although for completeness, we explicitly display the dimensionless constants as well as the ratio $|\phi_*|/f$ in the results. For this purpose, let us introduce the normalized relativistic degrees of freedom

$$\tilde{g}_* \equiv \frac{g_*}{100}, \quad \tilde{g}_{s*} \equiv \frac{g_{s*}}{100}. \quad (6.8)$$

6.2.1 Constraints

The requirement of slow-variation of ϕ until decoupling, cf. (3.4), reads

$$\frac{m_\phi^2}{5H_{\text{dec}}^2} \ll 1, \quad (6.9)$$

from which $H_{\text{dec}} > H_{\text{osc}}$ (3.1) is automatically satisfied. On the other hand, the condition for negligible backreaction (3.12), evaluated at decoupling, gives

$$0.2 \times \frac{\sum_i c_i^2 g_i M_p H_{\text{dec}}}{\tilde{g}_{*\text{dec}}^{1/2} f^2} \ll 1. \quad (6.10)$$

⁹An alternative definition of the onset of oscillations was given in [21] as when the field variation during one Hubble time becomes comparable to the distance to the potential minimum, i.e.

$$\left| \frac{\dot{\phi}}{H(\phi - \phi_{\text{min}})} \right|_{\text{osc}} = 1. \quad (6.6)$$

For a quadratic potential, this definition combined with the slow-varying approximation (3.5) gives the same result as (6.4). However for nonquadratic potentials, H_{osc} given by (6.6) generally does not coincide with that estimated as when (3.4) is violated. The use of H_{osc} and ϕ_{osc} defined by (6.6) is suitable for accurate calculations of density perturbations with nonquadratic potentials, as was demonstrated in e.g. [21, 34].

Recall that the sum \sum_i runs over all particles species coupled to ϕ . Normalizing the baryon-to-photon ratio (3.9) to the present day value $(n_B/s)_0 \approx 8.6 \times 10^{-11}$ (ignoring sphaleron processes) yields

$$\sum_i B_i c_i g_i \frac{\tilde{g}_{*dec}^{-1/4}}{\tilde{g}_{s*dec}} \frac{m_\phi^2 \phi_*}{f M_p^{1/2} H_{dec}^{3/2}} \approx -6 \times 10^{-8}. \quad (6.11)$$

Under this constraint, it can be checked that the assumption of a tiny chemical potential (3.10) is satisfied. One can also obtain a lower bound on the decoupling temperature by solving (6.11) for m_ϕ and substituting it into (6.9), which yields

$$H_{dec} \gg 400 \text{ GeV} \times \frac{1}{(\sum_i B_i c_i g_i)^2} \frac{\tilde{g}_{s*dec}^2}{\tilde{g}_{*dec}^{1/2}} \left(\frac{f}{\phi_*} \right)^2. \quad (6.12)$$

Note here that the $(f/\phi_*)^2$ factor in the right hand side is at least of order unity due to the field bound (6.7). The existence of the lower bound on the decoupling scale can be understood from the fact that a somewhat large mass m_ϕ is required in order to provide the sufficient ϕ velocity for creating the baryon asymmetry, while H_{dec} should be even larger than m_ϕ to prevent ϕ from oscillating.

The constraints can be combined to further give a lower bound on the hypothetical ϕ abundance (4.5),

$$\Omega_\phi h^2 \approx 2 \times 10^{26} \frac{\tilde{g}_{*osc}^{3/4}}{\tilde{g}_{s*osc}} \frac{m_\phi^{1/2} \phi_*^2}{M_p^{5/2}} \quad (6.13)$$

$$\gg 70 \times \frac{\tilde{g}_{*osc}^{3/4} \tilde{g}_{s*dec}^3}{\tilde{g}_{s*osc} \tilde{g}_{*dec}^{5/4}} \frac{\sum_i c_i^2 g_i}{|\sum_j B_j c_j g_j|^3} \frac{f}{|\phi_*|}, \quad (6.14)$$

where upon moving to the second line, we first substituted (6.11) for ϕ_* , then used the inequalities (6.9) and (6.10) respectively for m_ϕ and f , and finally used the lower bound (6.12) for H_{dec} . We clearly see that if ϕ did not decay, it would readily overclose the universe.¹⁰ Thus in order to avoid ϕ from dominating the universe and diluting the baryon asymmetry, we require ϕ to decay before domination, cf. (4.9), which yields a condition

$$\beta \left(\frac{\tilde{g}_{*dom}}{\tilde{g}_{*osc}} \right)^{3/2} \left(\frac{\tilde{g}_{s*osc}}{\tilde{g}_{s*dom}} \right)^2 \frac{m_\phi^2 M_p^4}{f^2 \phi_*^4} \gtrsim 0.4. \quad (6.15)$$

Here, to be conservative, we have ignored the possibility of the thermal production of ϕ during baryogenesis.

On the other hand, the constraint on baryon isocurvature perturbation, cf. (5.12) and (5.14), yields

$$\left(\frac{H_*}{\phi_*} \right)^2 \lesssim 1 \times 10^{-7}. \quad (6.16)$$

This combined with the field bound (6.7) requires f to be much larger than the inflationary Hubble rate, and thus in the case where ϕ is a PNCB, the symmetry breaking is guaranteed to have happened

¹⁰However, we should also remark that it is in principle possible to suppress Ω_ϕ below Ω_{CDM} , by having a large number of particle species i of more than ~ 100 . We will discuss this possibility in Section 7.2.2.

before inflation, cf. (6.1). One can also check by combining (6.10), (6.11), (6.15), and (6.16) that, unless β is much greater than unity, then $|\phi_*| \ll M_p$; therefore the condition (4.4) for the ϕ density to be subdominant at the onset of oscillations is satisfied. The isocurvature constraint further sets an upper bound on the inflation scale; substituting (6.11) for m_ϕ into (6.15), and further combining with (6.16) yields

$$H_* \lesssim 2 \times 10^{12} \text{ GeV} \left(\frac{\beta}{|\sum_i B_i c_i g_i|} \frac{\tilde{g}_{s*\text{dec}} \tilde{g}_{s*\text{dom}}^{3/2} \tilde{g}_{s*\text{osc}}^2}{\tilde{g}_{s*\text{dec}}^{1/4} \tilde{g}_{s*\text{osc}}^{3/2} \tilde{g}_{s*\text{dom}}^2} \right)^{2/9} \left(\frac{|\phi_*|}{f} \right)^{2/9} \left(\frac{H_{\text{dec}}}{H_*} \right)^{1/3}, \quad (6.17)$$

where it should be noted that the factor H_{dec}/H_* in the right hand side is smaller than unity. Alternatively, one can combine (6.10), (6.11), (6.15), and (6.16) to obtain a ϕ_* -independent bound,

$$H_* \lesssim 3 \times 10^{12} \text{ GeV} \left(\frac{\beta}{|\sum_i B_i c_i g_i| (\sum_j c_j^2 g_j)^{1/2}} \frac{\tilde{g}_{s*\text{dec}} \tilde{g}_{s*\text{dom}}^{3/2} \tilde{g}_{s*\text{osc}}^2}{\tilde{g}_{s*\text{osc}}^{3/2} \tilde{g}_{s*\text{dom}}^2} \right)^{1/4} \left(\frac{H_{\text{dec}}}{H_*} \right)^{1/4}. \quad (6.18)$$

Which of the two bounds (6.17) and (6.18) is stronger depends on the explicit choice of the model parameters.

Thus we have discussed all the conditions laid out in Section 6.1. To summarize our findings for the quadratic case, it turns out that there are six independent conditions under which the others are automatically satisfied; these are the constraints from the field bound (6.7), slow-variation of ϕ until decoupling (6.9), negligible backreaction (6.10), normalization from the baryon-to-photon ratio today (6.11), requirement for ϕ to decay before dominating the universe (6.15), and the limit on baryon isocurvature perturbation (6.16). Combining the six conditions also yields bounds on the decoupling (6.12) and inflation scales (6.17), (6.18); when ignoring the coefficients and supposing $\beta \lesssim 1$, the bounds read roughly as

$$10^2 \text{ GeV} \ll H_{\text{dec}} < H_* \lesssim 10^{12} \text{ GeV}. \quad (6.19)$$

One can further check that, once the values of H_{dec} and H_* are chosen within the bounds, the scalar mass m_ϕ and the decay constant f are constrained to lie within a rather narrow window. Let us now show this explicitly.

6.2.2 Parameter Space

We present the window for the parameters in Figure 2. Here, we have supposed there is one species i coupled to ϕ , and specified its parameters as

$$B_i = \frac{1}{3}, \quad c_i = 1, \quad g_i = 2. \quad (6.20)$$

We also fixed the relativistic degrees of freedom at the times of decoupling, onset of ϕ oscillation, and the hypothetical ϕ domination to the total number in the Standard Model,

$$g_* = g_{s*} = 106.75. \quad (6.21)$$

As for the β parameter for the decay rate (4.8), note that a smaller β gives a smaller parameter window as it would delay the time of decay and make it easier for ϕ to dominate the universe, cf. (6.15). For presenting conservative bounds, we fixed it to

$$\beta = 1. \tag{6.22}$$

Then there are five dimensionful parameters remaining, namely, $(H_*, H_{\text{dec}}, m_\phi, f, \phi_*)$. Among them, we fixed ϕ_* from the n_B/s normalization (6.11), and displayed the allowed window in the m_ϕ - f plane in Figure 2. We have chosen some values for the inflation scale from within its bound, which now read $0.9 \times 10^3 \text{ GeV} \ll H_{\text{dec}} < H_* \lesssim 2 \times 10^{12} \text{ GeV}$. Here we remark that the allowed window becomes smaller when there is a larger hierarchy between H_{dec} and H_* ; thus conservative bounds are obtained by assuming the two scales to be the same.

In the figures, the yellow regions denote the allowed window for the conservative case of $H_{\text{dec}} = H_*$. The various constraints are represented by the solid lines setting the boundaries; red: (6.7), blue: (6.9), orange: (6.10), green: (6.15), purple: (6.16). (Recall that (6.11) is used for fixing ϕ_* .) It is firstly seen that, for each choice of the inflation scale, m_ϕ and f are constrained to lie within ranges of at most a few orders of magnitude.

The lower and upper bounds for m_ϕ are mostly set by the field bound (red) and the requirement of slow-variation (blue). These two bounds approach each other as H_* is lowered, until they vanish the window; hence also setting the lower bound on the inflation scale. Note also from (6.11) that $|\phi_*|/f \propto m_\phi^{-2}$, thus as one moves away from the red boundary towards larger m_ϕ , the value of $|\phi_*|/f$ becomes much smaller than unity. There one would need to fine tune ϕ 's initial position, unless there is some dynamical mechanism that sets exactly the right value for ϕ_* .

The decay constant f , at low inflation scales, is bounded from below by the backreaction condition (orange), and from above by the requirement that ϕ does not dominate the universe (green). As one goes to higher inflation scales, the isocurvature constraint (purple) becomes relevant and eventually eliminates the window. When β is smaller than unity, the green lines shift downwards in the figures, and thus further shrink the windows, although the dependence on β is not so strong. After fixing ϕ_* with (6.11), the upper bound on f from (6.15) scales as $\propto \beta^{1/6}$; thus e.g. when $\beta = 10^{-6}$, the green lines in the figures are lowered by $\Delta(\log_{10} f) = -1$. We should also remark that even if ϕ dominates, a sufficient baryon asymmetry may remain if ϕ decays not so long after dominating the universe. (Although one should also consider effects on the adiabatic perturbations in this case, see discussions below (4.1).) Thus the allowed window can actually extend beyond the green line to a certain degree, however we do not expect this to drastically expand the parameter space. (Note that a larger f , while delaying the ϕ decay, cf. (4.8), also suppresses the baryon number production, cf. (3.8).)

We also plot windows for the case with $H_{\text{dec}} = 10^{-2}H_*$ for comparison, as the regions bounded by gray dashed lines. (In Figure 2(a), the dashed line close to the left edge denotes a very thin band for m_ϕ .) It can be clearly seen that the windows shrink when H_{dec} is lowered compared to H_* . This indicates that, even though H_* itself may vary over 10 orders of magnitude, cf. (6.19), the energy scales of inflation, reheating, and decoupling all have to lie within a rather narrow range of, at the very most, a few orders of magnitude. (Here, note also that $\rho^{1/4} \propto H^{1/2}$.) Therefore an efficient (p)reheating is a prerequisite for a successful spontaneous baryogenesis.

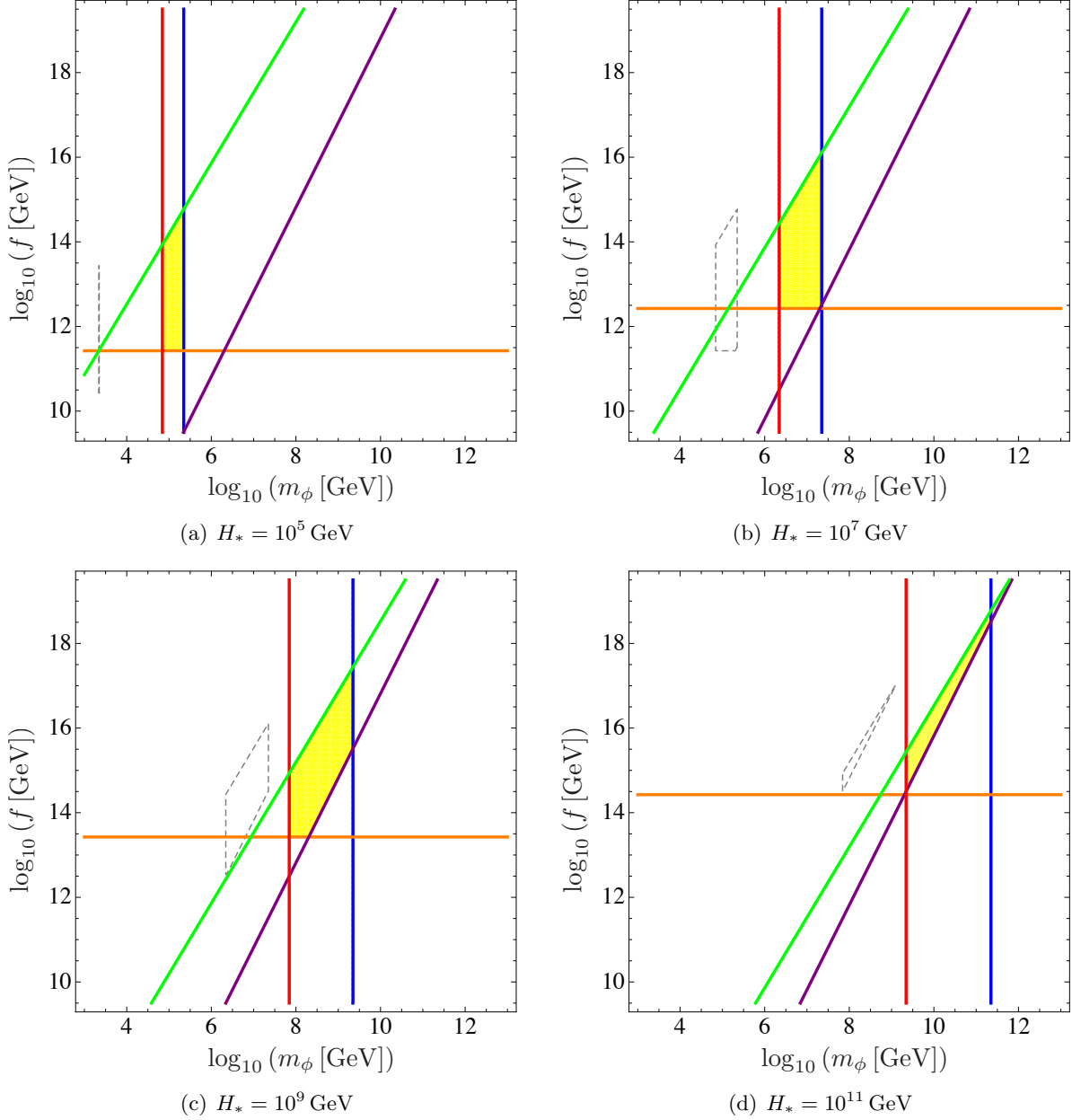


Figure 2: Mass m_ϕ and decay constant f of the scalar driving spontaneous baryogenesis with a quadratic potential. For each value of the inflation scale H_* , the window for the parameters allowing sufficient baryogenesis is shown as the yellow region for the conservative case of $H_{\text{dec}} = H_*$. The solid lines setting the boundaries represent the various constraints; red: field bound (6.7), blue: slow-variation (non-oscillation) of scalar at decoupling (6.9), orange: insignificant backreaction from produced baryons (6.10), green: scalar decay before dominating the universe (6.15), purple: limit on baryon isocurvature perturbation (6.16). For comparison, windows for $H_{\text{dec}} = 10^{-2}H_*$ are also shown as the regions bounded by gray dashed lines.

7 Evading Isocurvature Constraints with Nonquadratic Potentials

In the previous section we laid out the general conditions required for spontaneous baryogenesis, then studied the minimal scenario with a quadratic potential. There we saw that spontaneous baryogenesis is strictly constrained by the CMB limits on baryon isocurvature perturbations, especially with high inflation scales. In this section, we remark that the isocurvature constraints can be alleviated by nonquadratic scalar potentials, for instance with a cosine. Such potentials actually do arise when ϕ is a PNGB of an approximate U(1) symmetry; as then $V(\phi)$ is a periodic potential, so one can imagine ϕ at the time of symmetry breaking to roll down to a region away from the minima, where the potential cannot be approximated by a quadratic.

We discuss two possible solutions for evading the isocurvature constraints; one is to suppress the baryon isocurvature, and the other is to compensate the baryon and CDM isocurvature perturbations.

7.1 Suppressing Baryon Isocurvature

From the expression (5.12), one notices that the baryon isocurvature perturbation vanishes at linear order if $V''(\phi_{\text{dec}})$ is zero. This is because of $\dot{\phi} \propto V'(\phi)$, thus a vanishing second derivative of the potential makes the ϕ velocity insensitive to the field value of ϕ . In such cases, the large-scale field fluctuations do not lead to inhomogeneities in the ϕ velocity at decoupling and thus no baryon isocurvature modes are induced. The simplest way to realize this is to consider a linear potential. Alternatively, one can invoke potentials with inflection points.

In the following, with a PNGB ϕ in mind, let us consider a cosine potential of the form

$$V(\phi) = m_\phi^2 f^2 \left[1 - \cos\left(\frac{\phi}{f}\right) \right], \quad (7.1)$$

which asymptotes to the quadratic potential (6.3) in the vicinity of $\phi = 0$. As the cosine potential has the periodicity $2\pi f$ set by the decay constant, we can focus on the field range $|\phi| \leq \pi f$ without loss of generality.

The baryon isocurvature perturbation from the cosine potential can be analytically computed using (5.9). Considering ϕ to be effectively frozen until decoupling and thus using the approximation of $\phi_{\text{dec}} \simeq \phi_*$, we get

$$(S_{B\gamma})_{\mathbf{k}_*} = \tan^{-1} \left(\frac{\phi_*}{f} \right) \frac{(\delta\phi_*)_{\mathbf{k}_*}}{f}. \quad (7.2)$$

Let us split the Fourier mode

$$(S_{B\gamma})_{\mathbf{k}} = \sqrt{\frac{2\pi^2}{k^3}} (\tilde{S}_{B\gamma})_k a_{\mathbf{k}} \quad (7.3)$$

into the amplitude $(\tilde{S}_{B\gamma})_k$ and a stochastic variable $a_{\mathbf{k}}$ that satisfies $\langle a_{\mathbf{k}} a_{\mathbf{p}}^* \rangle = (2\pi)^3 \delta(\mathbf{k} - \mathbf{p})$, and likewise for the field fluctuation $(\delta\phi_*)_{\mathbf{k}_*}$. Note here that the square of the amplitude corresponds to the power spectrum,

$$\mathcal{P}_{B\gamma}(k) = \left| (\tilde{S}_{B\gamma})_k \right|^2. \quad (7.4)$$

Thus (5.11) gives, up to an unimportant phase,

$$(\widetilde{\delta\phi_*})_{k_*} = \frac{H_*}{2\pi}, \quad (7.5)$$

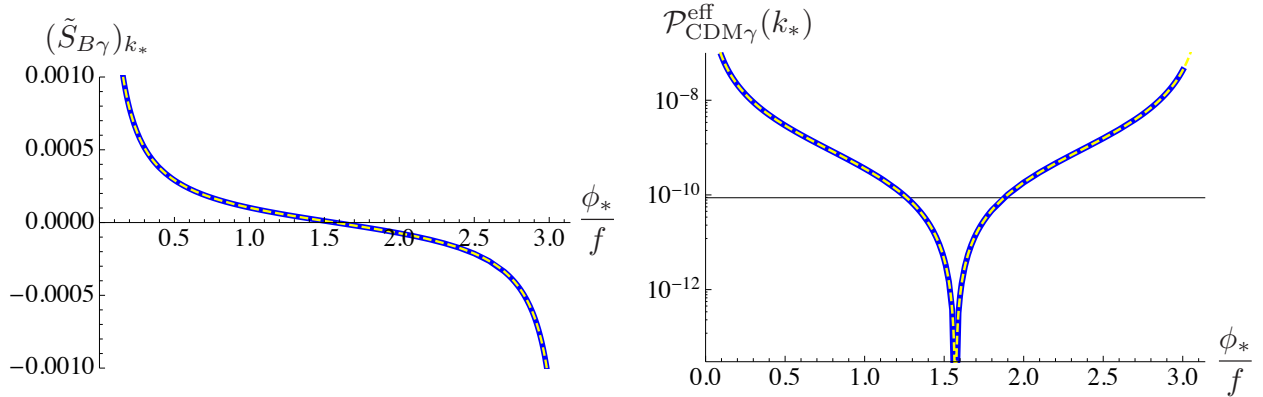


Figure 3: Baryon isocurvature perturbation at the pivot scale, as a function of the initial field value along a cosine potential. Left: Fourier component amplitude of the baryon isocurvature. Right: Power spectrum amplitude of the effective CDM isocurvature. See the text for the precise definition of both quantities. Results from our analytic calculation Eq. (7.6) (yellow dashed) agree quite well with numerical computations (blue solid). The horizontal line in the right figure shows the *Planck* upper bound on the effective CDM isocurvature. The isocurvature perturbation is suppressed below the *Planck* bound for field values within $1.3 \lesssim \phi_*/f \lesssim 1.9$.

which is combined with (7.2) to yield

$$(\tilde{S}_{B\gamma})_{k_*} = \tan^{-1} \left(\frac{\phi_*}{f} \right) \frac{H_*}{2\pi f}. \quad (7.6)$$

One clearly sees that the baryon isocurvature is suppressed if $|\phi_*|/f$ is close to $\pi/2$.

We have also carried out numerical computations to check this behavior: We numerically solved the equation of motion of ϕ (3.2) (ignoring the source term) in an FRW background universe, from the inflationary epoch to the radiation-dominated epoch when decoupling happens. By varying the initial position of ϕ when the pivot scale exits the horizon by $H_*/2\pi$, we computed the resulting variation in the ϕ velocity at decoupling, then evaluated the baryon isocurvature using $S_{B\gamma} = (\delta\dot{\phi}/\dot{\phi})_{T=T_{\text{dec}}}$ (cf. (2.12), (5.6).) Note that the baryon isocurvature computed in this way corresponds to the amplitude of the Fourier mode $(\tilde{S}_{B\gamma})_{k_*}$, defined in (7.3) and analytically computed as (7.6). Squaring the amplitude yields the the power spectrum at the pivot scale $\mathcal{P}_{B\gamma}(k_*)$.

For the computations, we used the parameters

$$H_* = 1.0 \times 10^{12} \text{ GeV}, \quad H_{\text{dec}} = 1.0 \times 10^{11} \text{ GeV}, \quad m_\phi = 2.2 \times 10^9 \text{ GeV}, \quad f = 1.0 \times 10^{15} \text{ GeV}. \quad (7.7)$$

Note here that for a quadratic potential, this choice of H_* and f with $|\phi_*| < \pi f$ would violate (6.16), producing too much baryon isocurvature. However this is not necessarily the case for the cosine potential. In Figure 3, we show the resulting baryon isocurvature perturbation at the pivot scale k_* , as a function of the scalar position ϕ_*/f when the mode k_* exits the horizon. The blue lines show the results from the numerical computations, while the yellow dashed lines are from the analytic result (7.6); the lines are on top of each other and thus one sees that the two analyses agree quite well.

The left panel shows the Fourier mode amplitude $(\tilde{S}_{B\gamma})_{k_*}$. Here we should note that, although the arbitrary phase which was fixed in (7.5) does not affect physical observables, the sign of the

prefactor $\tan^{-1}(\phi_{\text{dec}}/f)$ in $(\tilde{S}_{B\gamma})_{k_*}$ does have a physical meaning, as it specifies whether the ϕ velocity increases or decreases for a larger field value. This will be particularly important in the next subsection, when we discuss compensated isocurvature perturbations.

In the right panel we display the effective CDM isocurvature power (5.13), and the *Planck* limit (5.14) is shown as the horizontal line. The isocurvature perturbation is seen to fall below the *Planck* bound given that the initial field value lies in the range of $1.3 \lesssim \phi_*/f \lesssim 1.9$.¹¹ For example, under the parameter set of (7.7), together with one species i of $B_i = 1/3$, $c_i = -1$ (here a negative c_i is chosen in order to create a positive Baryon number at $\phi_* > 0$), $g_i = 2$, with relativistic degrees of freedom $g_* = g_{s*} = 106.75$, and the decay rate parameter $\beta = 1$, then one can check that the initial field value of $\phi_*/f \approx 1.5$ or 1.6 satisfy all the conditions discussed in Section 6.1. Note here that the n_B/s normalization (3.9) gives two solutions within the range $|\phi_*|/f < \pi$ for a cosine potential. We should also mention that for the parameters given in (7.7), the field excursion starting from $\phi_*/f \approx \pi/2$ during 10 e -folds of inflation is as tiny as $|\Delta\phi|/f \sim 10^{-5}$; thus if the baryon isocurvature is suppressed at the pivot scale, then it would also be suppressed over the entire CMB scales.

Thus we have seen that the isocurvature constraint can be alleviated with cosine potentials, allowing high-scale inflation to be compatible with spontaneous baryogenesis. In particular, one can check that a parameter window exists even with H_* as high as $\sim 10^{14}$ GeV, which produces large enough primordial gravitational waves to be observed in the near future (or already been ruled out by current bounds on tensor perturbations.) On the other hand, cosine potentials do not expand the window for m_ϕ and f as one would expect. This is because, as ϕ_* goes beyond the inflection point, the allowed window in the m_ϕ - f plane folds back and partially overlaps with the window for ϕ_* in the quadratic region.

7.2 Compensating Baryon Isocurvature with CDM Isocurvature

If the scalar ϕ is allowed to survive until the present, and further if its abundance can be made comparable to that of CDM, then one can expect ϕ to not only produce the baryons but also to serve as CDM. As we have seen in the previous sections this possibility requires a rather specific setup. In order to suppress the ϕ abundance, for example, a large number of particles species i should be introduced. As for ϕ 's life time, recall from the discussions below (4.8) that the $(\partial_\mu\phi)j^\mu$ coupling typically provides a decay channel into the W 's due to the chiral anomaly; even if ϕ is lighter than W , it can still decay into quarks through off-shell W 's. However it may be possible to suppress the derivative coupling term with, e.g., a running coupling constant.

Despite the required tunings, a long-lived ϕ has the benefit of, in addition to explaining dark matter, being able to alleviate the isocurvature constraint. This is because the CDM consisting of ϕ would also obtain isocurvature perturbations originating from the same field fluctuations $\delta\phi$ as the baryon isocurvature; thus it opens up the possibility of the baryon isocurvature being compensated for by the CDM isocurvature. Such a perturbation is often referred to as a compensated isocurvature perturbation, and is poorly constrained from observations as it has no impact on the CMB at linear order. For detailed discussions of current limits on compensated isocurvature, see e.g. [30, 31, 32],

¹¹Strictly speaking, the *Planck* limit of (5.14) is for a scale-invariant isocurvature perturbation; if ϕ_* happens to lie exactly where $(\tilde{S}_{B\gamma})_{k_*}$ crosses zero, then the scale-dependence should be taken into account.

which also discuss constraints from non-CMB probes as well as with future experiments. In this section, we investigate the possibility of realizing compensated isocurvature perturbation within spontaneous baryogenesis.

7.2.1 General Discussions of ϕ Density Isocurvature

Let us for the moment assume that ϕ survives until today and constitute (a fraction of) CDM, and compute its density isocurvature perturbations:

$$S_{\phi\gamma} \equiv \frac{\delta\rho_\phi}{\rho_\phi} - \frac{3}{4} \frac{\delta\rho_\gamma}{\rho_\gamma}. \quad (7.8)$$

Considering the ϕ density to redshift locally as $\rho_\phi \propto a^{-3}$ since the onset of oscillations, we can proceed in a similar fashion as we did for the baryon isocurvature in Section 5. The main difference is that, instead of the decoupling surface, here we need to consider the hypersurface of $H = H_{\text{osc}}$ where ϕ starts its oscillations. However we should also remark that, unlike the decoupling surface, the H_{osc} -surface is generically not a uniform-density slice; the simplest way to understand this is to note that the second derivative of the scalar potential is not necessarily a constant. The exceptional case is the quadratic potential (6.3), where H_{osc} is set merely by the constant mass m_ϕ (cf. (6.4)) and thus the H_{osc} -surface coincides with a uniform-density slice. However for nonquadratic potentials, the time when ϕ starts to oscillate also depends on the field value itself, and therefore the field experiences an inhomogeneous onset of oscillations [21]. Hence for the ϕ density isocurvature perturbations, let us write

$$S_{\phi\gamma} = \left. \frac{\delta\rho_\phi}{\rho_\phi} \right|_{H=H_{\text{osc}}} + \dots, \quad (7.9)$$

where (\dots) represents the contribution to the ϕ density fluctuation that arise when H_{osc} is space-dependent. Here it should be noted that this extra contribution also originate from the scalar field fluctuation obtained during inflation, hence should be proportional to $\delta\phi$. On the other hand, the first term can be rewritten using $\rho_{\phi_{\text{osc}}} \simeq V(\phi_{\text{osc}})$ as

$$\left. \frac{\delta\rho_\phi}{\rho_\phi} \right|_{H=H_{\text{osc}}} = \frac{V'(\phi_{\text{osc}})}{V(\phi_{\text{osc}})} \delta\phi_{\text{osc}}, \quad (7.10)$$

where $\delta\phi_{\text{osc}}$ is the field fluctuation on the surface of $H = H_{\text{osc}}$. Therefore, moving to Fourier space and considering the initial flat surface when the pivot scale k_* exits the horizon, we can express the total ϕ density isocurvature perturbation as

$$(S_{\phi\gamma})_{\mathbf{k}_*} = \left\{ \frac{V'(\phi_{\text{osc}})}{V(\phi_{\text{osc}})} \frac{\partial\phi_{\text{osc}}}{\partial\phi_*} + \mathcal{X} \right\} (\delta\phi_*)_{\mathbf{k}_*}. \quad (7.11)$$

Here \mathcal{X} is introduced to represent the perturbations induced by the inhomogeneous onset of the oscillations. \mathcal{X} itself consists of unperturbed quantities, and can be calculated analytically following the techniques developed for the curvaton scenario in [21]. However here we will not derive its explicit form and instead numerically compute the isocurvature perturbations. Nevertheless, the analytic form (7.11) will be useful for obtaining a qualitative overview. Using the field fluctuation amplitude (5.11), we obtain a general expression for the ϕ density isocurvature power spectrum,

$$\mathcal{P}_{\phi\gamma}(k_*) = \left\{ \frac{V'(\phi_{\text{osc}})}{V(\phi_{\text{osc}})} \frac{\partial\phi_{\text{osc}}}{\partial\phi_*} + \mathcal{X} \right\}^2 \left(\frac{H_*}{2\pi} \right)^2. \quad (7.12)$$

However, since the baryon and CDM (ϕ) isocurvature perturbations are hardly distinguished by CMB observations, we should refer to the two collectively as the effective CDM isocurvature,

$$S_{\text{CDM}\gamma}^{\text{eff}} = \frac{\Omega_B}{\Omega_{\text{CDM}}} S_{B\gamma} + \frac{\Omega_\phi}{\Omega_{\text{CDM}}} S_{\phi\gamma}, \quad (7.13)$$

whose power is bounded by *Planck* as (5.14). Here, it is important to notice that the baryon isocurvature perturbation (5.9) and the ϕ density perturbation (7.11) both originate from the same field fluctuation $\delta\phi$, and thus they are perfectly correlated. Therefore the power spectrum of the effective CDM isocurvature is not a simple sum of the individual power spectra (5.12) and (7.12), but instead is

$$\mathcal{P}_{\text{CDM}\gamma}^{\text{eff}}(k_*) = \left[\frac{\Omega_B}{\Omega_{\text{CDM}}} \frac{V''(\phi_{\text{dec}})}{V'(\phi_{\text{dec}})} \frac{\partial\phi_{\text{dec}}}{\partial\phi_*} + \frac{\Omega_\phi}{\Omega_{\text{CDM}}} \left\{ \frac{V'(\phi_{\text{osc}})}{V(\phi_{\text{osc}})} \frac{\partial\phi_{\text{osc}}}{\partial\phi_*} + \mathcal{X} \right\} \right]^2 \left(\frac{H_*}{2\pi} \right)^2. \quad (7.14)$$

Looking at this expression, one can imagine cases where the terms inside the [] parentheses cancel each other, thereby the baryon isocurvature perturbation being compensated for by the CDM isocurvature. When ignoring \mathcal{X} and assuming $\phi_* \simeq \phi_{\text{dec}} \simeq \phi_{\text{osc}}$ for simplicity, then it is further seen that the cancellation can happen only with negatively curved potentials, i.e. $V'' < 0$. This can be understood as follows: Since V is by definition an increasing function of $|\phi - \phi_{\text{min}}|$, an initial position for ϕ that is further away from the potential minimum leads to a larger energy density at late times, unless there is an overtaking.¹² On the other hand, $|\dot{\phi}|$ is set by the local tilt of the potential, and thus increases with $|\phi - \phi_{\text{min}}|$ when $V'' > 0$, and decreases when $V'' < 0$. Thus with a negatively curved potential, the ϕ density isocurvature and baryon isocurvature fluctuations have opposite signs.

7.2.2 An Example with Compensated Isocurvature Perturbation

Now let us focus again on the cosine potential (7.1), and study the resulting baryon and CDM (ϕ) isocurvature perturbations, supposing that ϕ survives until now.

Using the analytic expression (7.14), we can make a crude estimate of the isocurvature perturbations by assuming $\phi_* \simeq \phi_{\text{dec}} \simeq \phi_{\text{osc}}$, and further ignoring effects from the inhomogeneous onset of oscillations \mathcal{X} . Then, in terms of the Fourier mode amplitude defined as (7.3), one obtains

$$(\tilde{S}_{\text{CDM}\gamma}^{\text{eff}})_{k_*} \sim \left\{ \frac{\Omega_B}{\Omega_{\text{CDM}}} \tan^{-1} \left(\frac{\phi_*}{f} \right) + \frac{\Omega_\phi}{\Omega_{\text{CDM}}} \tan^{-1} \left(\frac{\phi_*}{2f} \right) \right\} \frac{H_*}{2\pi f}. \quad (7.15)$$

We can expect this approximation to work well at small $|\phi_*|/f$, where the potential approaches a quadratic and thus \mathcal{X} is actually absent.

We have also numerically computed the isocurvature perturbations, as was done in Section 7.1. However here we also computed the ϕ density isocurvature perturbations via $S_{\phi\gamma} = (\delta\rho_\phi/\rho_\phi)_{\rho=\text{const.}}$, by evaluating the density fluctuations on some arbitrary uniform-density slice when ϕ is harmonically oscillating.

The model parameters here should be chosen to suppress the ϕ abundance as $\Omega_\phi \leq \Omega_{\text{CDM}}$, so that ϕ can be the CDM. The analysis of Ω_ϕ for the quadratic case (6.14) indicates that, for instance,

¹²This is also the reason why axion isocurvature perturbations can be enhanced by anharmonic effects, but cannot be eliminated [33, 34].

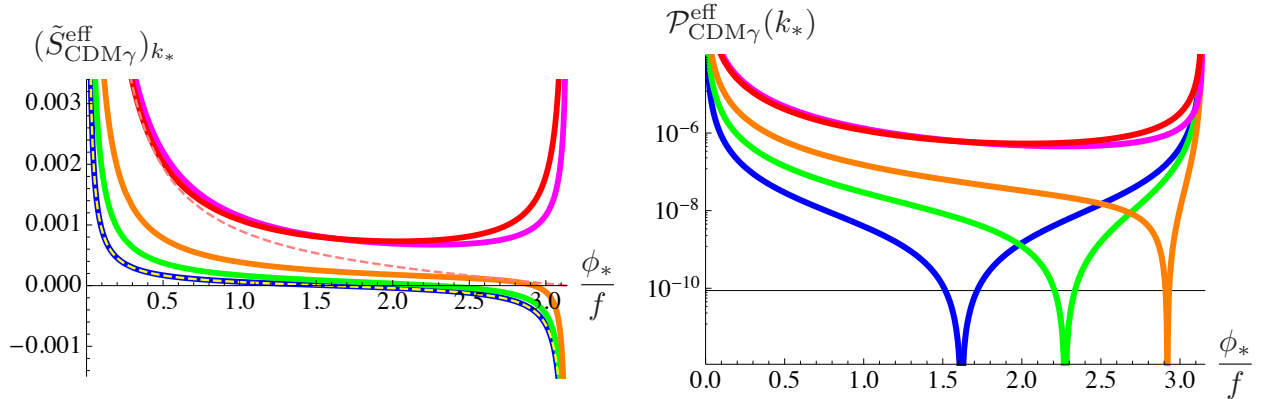


Figure 4: Baryon and CDM isocurvature perturbations at the pivot scale, as functions of the initial field value along a cosine potential. Left: Fourier component amplitudes. Right: Power spectrum amplitudes. See the text for the precise definition of both quantities. The solid lines show numerically computed results for the normalized baryon isocurvature $(\Omega_B/\Omega_{\text{CDM}})S_{B\gamma}$ (blue), ϕ density isocurvature $S_{\phi\gamma}$ (red), and effective CDM isocurvature $S_{\text{CDM}\gamma}^{\text{eff}}$ with $\Omega_\phi/\Omega_{\text{CDM}} = 0.1$ (green), 0.3 (orange), 1 (magenta). In the left panel we also show the analytic estimates of the normalized baryon isocurvature (yellow dashed), and ϕ density isocurvature (pink dashed). The horizontal line in the right figure shows the *Planck* upper bound on the effective CDM isocurvature. The baryon isocurvature is compensated for by CDM isocurvature in the region $\phi_*/f > \pi/2$, where the *Planck* constraint can be evaded even though the individual baryon and CDM isocurvature perturbations are large.

a number of particle species i greater than ~ 100 can be used for suppressing Ω_ϕ . Recall also that the bound of (6.14) was derived using the lower bound (6.12) on H_{dec} , thus a low decoupling scale is further needed. (Hence, while the scenario with compensated isocurvature can alleviate the isocurvature constraint, it will typically still disfavor high-scale inflation.) For the numerical computations, we chose

$$H_* = 1.0 \times 10^7 \text{ GeV}, H_{\text{dec}} = 1.0 \times 10^{-2} \text{ GeV}, m_\phi = 1.3 \times 10^{-2} \text{ GeV}, f = 3.2 \times 10^9 \text{ GeV}. \quad (7.16)$$

Such a choice, especially with the large hierarchy between H_* and H_{dec} , was prohibited in Section 6.2 where we considered a ‘reasonable’ set of particle species. However here we are interested in the extreme case with $\Omega_\phi \leq \Omega_{\text{CDM}}$, which is allowed only under specific setups in the particle content, such as with a large number of species. By fine tuning the parameters in the particle content, it is in principle possible to adopt the parameters of (7.16). We also note that with this parameter set, if ϕ is a PNCB with f being the symmetry breaking scale, then the reheating temperature needs to be close to the decoupling temperature to avoid the symmetry from being restored at reheating.

We show the resulting baryon and CDM (ϕ) isocurvature perturbations at the pivot scale in Figure 4, where the amplitudes of the Fourier mode $(\tilde{S})_{k_*}$ and the power spectrum $\mathcal{P}(k_*)$ are shown in the left and right panels, respectively. The numerically computed results are shown as the solid lines. The blue lines represent the baryon isocurvature $S_{B\gamma}$ normalized by the abundance ratio $\Omega_B/\Omega_{\text{CDM}}$, and the red lines are for the ϕ density isocurvature $S_{\phi\gamma}$ without any normalization factor. In the left panel we also show the crude estimates given by the analytic expression of (7.15), whose first

term gives the normalized baryon isocurvature (shown as the yellow dashed line in the figure), and the second term without $\Omega_\phi/\Omega_{\text{CDM}}$ gives the ϕ density isocurvature (pink dashed line). As for the baryon isocurvature, the numerical (blue) and analytic (yellow dashed) results are seen to agree quite well, as was also the case in Figure 3. On the other hand for the ϕ density isocurvature, as we have expected, the numerical (red) and analytic (pink dashed) results agree well only at $\phi_*/f < 1$. While the analytic estimate asymptotes to zero as ϕ_* approaches the hilltop (i.e. πf), the numerical results turn into an increasing function above the inflection point. In particular, the ϕ density fluctuations are strongly enhanced close to the hilltop. These behaviors arise due to the inhomogeneous onset of oscillations, which is known to produce large perturbations especially for hilltop potentials. Effects of the inhomogeneous onset of oscillations have been studied both numerically and analytically in previous works in the context of curvatures [21, 35], and QCD axions [33, 34].

In the figures we also display the effective CDM isocurvature $S_{\text{CDM}\gamma}^{\text{eff}}$ (7.13). In order to see how the presence of the ϕ density isocurvature affects the total effective isocurvature, here we have taken the ϕ density fraction $\Omega_\phi/\Omega_{\text{CDM}}$ as a free parameter;¹³ we have chosen $\Omega_\phi/\Omega_{\text{CDM}} = 0.1, 0.3, \text{ and } 1$, which are respectively shown as the green, orange, and magenta lines. As $\Omega_\phi/\Omega_{\text{CDM}}$ is varied between 0 and 1, the effective CDM isocurvature shifts between the normalized baryon isocurvature and the ϕ density isocurvature. The effective isocurvature with $\Omega_\phi/\Omega_{\text{CDM}} = 0$, i.e. the pure baryon isocurvature (blue), is suppressed at around the inflection point $\phi_*/f = \pi/2$, as we already studied in Section 7.1. For nonzero values of $\Omega_\phi/\Omega_{\text{CDM}}$, the baryon isocurvature is compensated for by CDM isocurvature in the region $\phi_*/f > \pi/2$. As $\Omega_\phi/\Omega_{\text{CDM}}$ increases, the value of ϕ_* where $S_{\text{CDM}\gamma}^{\text{eff}}$ crosses zero shifts towards larger values; there the isocurvature constraints from CMB measurements are evaded, even though the individual baryon and CDM isocurvature perturbations are large. At $\Omega_\phi/\Omega_{\text{CDM}} \gtrsim 0.8$, the effective CDM isocurvature closely follows the ϕ density isocurvature, hence is nonzero for all values of ϕ_* .

8 Conclusions

The goal of this paper was to investigate the cosmological aspects of spontaneous baryogenesis driven by a scalar field. We have provided general requirements for a successful spontaneous baryogenesis that are independent of the particle physics model. The particularly important constraints were obtained by studying the backreaction of the produced baryons on the scalar field during baryogenesis, the cosmological expansion history after baryogenesis in the presence of the oscillating scalar, and the baryon isocurvature perturbations. The various constraints are summarized in Section 6.1.

We then performed a comprehensive study of the minimal scenario with a quadratic scalar potential, and demonstrated that cosmological considerations alone tightly restrict the model parameters. It was shown that the energy scales of inflation, reheating, and decoupling cannot be separated by more than a few orders of magnitude, and thus an efficient (p)reheating is required for spontaneous baryogenesis. Furthermore, for a given inflation scale, the mass and the decay constant of the scalar are constrained to lie within ranges of at most a few orders of magnitude. This in turn suggests that, once any of the model parameters is fixed by other considerations such as from particle physics, then

¹³Here we are treating the fraction $\Omega_\phi/\Omega_{\text{CDM}}$ as a free parameter, however we should note that the ϕ abundance actually depends on ϕ_* . The abundance increases especially as ϕ_* moves towards the hilltop, as the onset of the oscillation is delayed.

the inflation scale can be predicted. As the minimal scenario is thus tightly constrained from cosmology, it would be interesting to explore its phenomenological consequences. It is also very important to study explicit constructions of spontaneous baryogenesis in particle physics models, taking into account our cosmological constraints. We also note that the generalization of our discussions to scenarios of baryogenesis via spontaneous leptogenesis is straightforward.

As an extension to the minimal setup, we further explored spontaneous baryogenesis with a nonquadratic scalar potential. We particularly focused on periodic potentials with inflection points, such as a cosine potential, which can arise if the scalar is a PNGB of an approximate U(1) symmetry corresponding to the baryon number. We showed that the baryon isocurvature perturbation vanishes in the vicinity of the inflection point, and thus the tension between high-scale inflation and spontaneous baryogenesis can be alleviated.

We also explored a possibility that the scalar survives until now and constitutes (a fraction of) CDM. We explicitly demonstrated that in such cases, the baryon isocurvature perturbation can be compensated by the CDM isocurvature, and therefore escapes the CMB constraints.

One of the general lessons of this work is that any scenario that exploits scalar condensates in the early universe can leave non-negligible traces in the subsequent cosmology, therefore requires careful considerations. Cosmological constraints on such scenarios are especially powerful when the scalar field dynamics in the very early times is related to that in later times in a rather straightforward way. On the other hand, the presence of a strongly time-dependent scalar potential, or a strong renormalization group running, or multi-field dynamics can complicate the relation between the physics at early and late times. It would also be interesting to extend our analysis to study such cosmological scenarios.

Acknowledgments

It is a pleasure to thank Paolo Creminelli, Daniel Grin, Stefano Liberati, Atsushi Naruko, Serguey Petcov, Alexander J. Stuart, Fuminobu Takahashi, and Alexander van Engelen for helpful conversations. T.K. acknowledges support from the INFN INDARK initiative.

A Comments on Spontaneous Baryogenesis from Decay of ϕ

In the main text, we have analyzed spontaneous baryogenesis driven by a scalar field that slowly varies along its potential while baryon violating interactions are in thermal equilibrium. However, as was pointed out in [2], there can also be baryogenesis after the interactions have decoupled, when the scalar decays through the $(\partial_\mu\phi)j^\mu$ coupling into particles that carry baryon numbers. The works [6, 7] further studied this effect in a flat spacetime, by treating the decaying ϕ as a classical field with damped oscillations. Through Bogoliubov calculations, they found the net baryon density produced by the time the oscillation has damped away to be proportional to the cube of the initial field amplitude,

$$|n_B| \sim \Gamma_\phi f^2 \left(\frac{\bar{\phi}}{f}\right)^3, \quad (\text{A.1})$$

where $\bar{\phi}$ is the initial oscillation amplitude of ϕ . Here, whether a net baryon or antibaryon number is produced is set by the initial phase of the oscillation.

We can expect the result (A.1) in flat space to be generalized to an expanding universe by taking $\bar{\phi}$ as the oscillation amplitude right before the decay of ϕ , i.e. when $H = \Gamma_\phi$. Here, as ϕ already begins to slowly decay once it starts to oscillate, one may expect to use the field amplitude at the onset of oscillation $|\phi_{\text{osc}}|$, instead of at later when $H = \Gamma_\phi$. However it should be noted that while $H \gg \Gamma_\phi$, the change in the oscillation amplitude due to the decay of ϕ during one Hubble time is suppressed as

$$|\Delta\bar{\phi}^3| \sim \bar{\phi}^2 |\Delta\bar{\phi}| \sim \frac{\Gamma_\phi}{H} \bar{\phi}^3. \quad (\text{A.2})$$

Thus during the early stages of the oscillation, the field amplitude is damped mainly due to the expansion of the universe. In other words, in an expanding universe, only a tiny fraction of the ϕ density at the onset of the oscillations can be used for creating baryons (unless ϕ decays soon after starting to oscillate.) Therefore one cannot simply substitute $|\phi_{\text{osc}}|$ into (A.1) to estimate the baryon number produced from the oscillating scalar while $H \gg \Gamma_\phi$. The baryon production at the beginning of the oscillations is expected to be suppressed due to the factor of Γ_ϕ/H , but it would be worthwhile to compute this effect explicitly by including the expansion of the universe in the calculations.

Let us now give an order-of-magnitude estimate of the baryon asymmetry produced from the scalar decay, by using (A.1) with $\bar{\phi}$ taken to be the oscillation amplitude when $H = \Gamma_\phi$, i.e.,

$$|n_B| \sim \Gamma_\phi f^2 \left(\frac{\bar{\phi}_{\text{decay}}}{f} \right)^3. \quad (\text{A.3})$$

Here we focus on the case with a quadratic potential for the scalar,

$$V(\phi) = \frac{1}{2} m_\phi^2 \phi^2, \quad (\text{A.4})$$

under which the field amplitude of an oscillating ϕ redshifts as $\bar{\phi} \propto a^{-3/2}$. In this appendix we are interested in spontaneous baryogenesis induced by the decay of ϕ , thus we do not necessarily have to require reheating to have taken place prior to the decay (although, the oscillation still should start after inflation, otherwise the field amplitude would be damped away and the produced baryon number (A.3) would be extremely tiny.) However we will soon see that in a matter-dominated universe, the resulting baryon asymmetry would be smaller compared to that in a radiation-dominated universe. Hence let us consider a radiation-dominated background and use $H \propto a^{-2}$, where for simplicity we ignore the time-variation of the relativistic degrees of freedom. Then the field amplitude upon decay is expressed in terms of the field value at the onset of oscillations as

$$\bar{\phi}_{\text{decay}} = |\phi_{\text{osc}}| \left(\frac{\Gamma_\phi}{H_{\text{osc}}} \right)^{3/4}. \quad (\text{A.5})$$

Further using $H_{\text{osc}} \sim m_\phi$, $\phi_{\text{osc}} \sim \phi_*$ (as in the main text, asterisks are used for values when the pivot scale k_* exits the horizon during inflation), and also $s_{\text{decay}} \sim (M_p \Gamma_\phi)^{3/2}$ for the entropy density at ϕ -decay, we obtain the baryon-to-photon ratio as

$$\left| \frac{n_B}{s} \right|_{\text{decay}} \sim \frac{f^2}{M_p^{3/2} \Gamma_\phi^{1/2}} \left(\frac{|\phi_*|}{f} \right)^3 \left(\frac{\Gamma_\phi}{m_\phi} \right)^{9/4} \sim \frac{\beta^{7/4} m_\phi^3}{M_p^{3/2} |\phi_*|^{3/2}} \left(\frac{|\phi_*|}{f} \right)^{9/2}. \quad (\text{A.6})$$

Upon moving to the far right hand side, we have parameterized the decay rate in terms of β as we did in (4.8).

The baryon isocurvature perturbation is estimated as $\mathcal{P}_{B\gamma}(k_*) \sim (H_*/2\pi\phi_*)^2$, hence the *Planck* limit on isocurvature (5.14) yields $(H_*/\phi_*)^2 \lesssim 10^{-7}$. Further using $m_\phi < H_*$, the field bound $|\phi_*| \lesssim f$ (cf. discussions around (6.2)), and $\beta \lesssim 1$ (cf. below (4.8)), we obtain an upper bound on the ratio (A.6) as

$$\left| \frac{n_B}{s} \right|_{\text{decay}} \lesssim 10^{-5} \left(\frac{H_*}{M_p} \right)^{3/2}. \quad (\text{A.7})$$

As current observational limits on primordial gravitational waves indicate an upper bound on the inflation scale of $H_* \lesssim 10^{14}$ GeV [27], the baryon asymmetry produced at the decay is bounded as

$$\left| \frac{n_B}{s} \right|_{\text{decay}} \lesssim 10^{-12}. \quad (\text{A.8})$$

This bound becomes stricter if the ϕ -decay happens during an (effectively) matter-dominated epoch (e.g. while the universe is dominated by an oscillating inflaton, or if ϕ comes to dominate the universe before decaying), as then the power of the suppression factor $\Gamma_\phi/H_{\text{osc}}$ in (A.5) would become larger. We also mention that the produced baryon asymmetry is smaller if ϕ also has decay channels into particles without a baryon number. Thus we conclude that, at least with quadratic potentials, spontaneous baryogenesis induced by the decay of ϕ is insignificant.

References

- [1] A. D. Sakharov, Pisma Zh. Eksp. Teor. Fiz. **5**, 32 (1967) [JETP Lett. **5**, 24 (1967)] [Sov. Phys. Usp. **34**, 392 (1991)] [Usp. Fiz. Nauk **161**, 61 (1991)].
- [2] A. G. Cohen and D. B. Kaplan, Phys. Lett. B **199**, 251 (1987).
- [3] A. G. Cohen and D. B. Kaplan, Nucl. Phys. B **308**, 913 (1988).
- [4] M. Dine, P. Huet, R. L. Singleton, Jr and L. Susskind, Phys. Lett. B **257**, 351 (1991).
- [5] A. G. Cohen, D. B. Kaplan and A. E. Nelson, Phys. Lett. B **263**, 86 (1991).
- [6] A. Dolgov and K. Freese, Phys. Rev. D **51**, 2693 (1995) [hep-ph/9410346].
- [7] A. Dolgov, K. Freese, R. Rangarajan and M. Srednicki, Phys. Rev. D **56**, 6155 (1997) [hep-ph/9610405].
- [8] M. z. Li, X. l. Wang, B. Feng and X. m. Zhang, Phys. Rev. D **65**, 103511 (2002) [hep-ph/0112069].
- [9] T. Chiba, F. Takahashi and M. Yamaguchi, Phys. Rev. Lett. **92**, 011301 (2004) Erratum: [Phys. Rev. Lett. **114**, no. 20, 209901 (2015)] [hep-ph/0304102].
- [10] S. M. Carroll and J. Shu, Phys. Rev. D **73**, 103515 (2006) [hep-ph/0510081].

- [11] A. Kusenko, L. Pearce and L. Yang, Phys. Rev. Lett. **114**, no. 6, 061302 (2015) [arXiv:1410.0722 [hep-ph]].
- [12] A. Kusenko, K. Schmitz and T. T. Yanagida, Phys. Rev. Lett. **115**, no. 1, 011302 (2015) [arXiv:1412.2043 [hep-ph]].
- [13] R. Daido, N. Kitajima and F. Takahashi, JCAP **1507**, no. 07, 046 (2015) [arXiv:1504.07917 [hep-ph]].
- [14] A. A. Starobinsky, Phys. Lett. B **91**, 99 (1980).
- [15] K. Sato, Mon. Not. Roy. Astron. Soc. **195**, 467 (1981).
- [16] A. H. Guth, Phys. Rev. D **23**, 347 (1981).
- [17] M. S. Turner, A. G. Cohen and D. B. Kaplan, Phys. Lett. B **216**, 20 (1989).
- [18] H. Davoudiasl, R. Kitano, G. D. Kribs, H. Murayama and P. J. Steinhardt, Phys. Rev. Lett. **93**, 201301 (2004) [hep-ph/0403019].
- [19] P. A. R. Ade *et al.* [Planck Collaboration], arXiv:1502.01589 [astro-ph.CO].
- [20] T. Chiba, Phys. Rev. D **79**, 083517 (2009) Erratum: [Phys. Rev. D **80**, 109902 (2009)] [arXiv:0902.4037 [astro-ph.CO]].
- [21] M. Kawasaki, T. Kobayashi and F. Takahashi, Phys. Rev. D **84**, 123506 (2011) [arXiv:1107.6011 [astro-ph.CO]].
- [22] A. D. Linde and V. F. Mukhanov, Phys. Rev. D **56**, 535 (1997) [astro-ph/9610219].
- [23] K. Enqvist and M. S. Sloth, Nucl. Phys. B **626**, 395 (2002) [hep-ph/0109214].
- [24] D. H. Lyth and D. Wands, Phys. Lett. B **524**, 5 (2002) [hep-ph/0110002].
- [25] T. Moroi and T. Takahashi, Phys. Lett. B **522**, 215 (2001) [Phys. Lett. B **539**, 303 (2002)] [hep-ph/0110096].
- [26] D. H. Lyth and A. R. Liddle, *The primordial density perturbation: Cosmology, inflation and the origin of structure*, Cambridge University Press, 2009.
- [27] P. A. R. Ade *et al.* [Planck Collaboration], arXiv:1502.02114 [astro-ph.CO].
- [28] E. Silverstein and A. Westphal, Phys. Rev. D **78**, 106003 (2008) [arXiv:0803.3085 [hep-th]].
- [29] L. McAllister, E. Silverstein and A. Westphal, Phys. Rev. D **82**, 046003 (2010) [arXiv:0808.0706 [hep-th]].
- [30] G. P. Holder, K. M. Nollett and A. van Engelen, Astrophys. J. **716**, 907 (2010) [arXiv:0907.3919 [astro-ph.CO]].

- [31] D. Grin, O. Dore and M. Kamionkowski, Phys. Rev. D **84**, 123003 (2011) [arXiv:1107.5047 [astro-ph.CO]].
- [32] D. Grin, D. Hanson, G. P. Holder, O. Dor and M. Kamionkowski, Phys. Rev. D **89**, no. 2, 023006 (2014) [arXiv:1306.4319 [astro-ph.CO]].
- [33] D. H. Lyth, Phys. Rev. D **45**, 3394 (1992).
- [34] T. Kobayashi, R. Kurematsu and F. Takahashi, JCAP **1309**, 032 (2013) [arXiv:1304.0922 [hep-ph]].
- [35] M. Kawasaki, T. Kobayashi and F. Takahashi, JCAP **1303**, 016 (2013) [arXiv:1210.6595 [astro-ph.CO]].