

# Holographic Software for Quantum Networks

Arthur Jaffe,<sup>\*</sup> Zhengwei Liu,<sup>†</sup> and Alex Wozniakowski<sup>‡</sup>  
*Harvard University, Cambridge, MA 02138, USA*

We introduce diagrammatic protocols and holographic software for quantum information. We give a dictionary to translate between diagrammatic protocols and the usual algebraic protocols. In particular we describe the intuitive diagrammatic protocol for teleportation. We introduce the string Fourier transform  $\mathfrak{F}_s$  in quantum information, which gives a topological quantum computer. We explain why the string Fourier transform maps the zero particle state to the multiple-qudit resource state, which maximizes the entanglement entropy. We give a protocol to construct this  $n$ -qudit resource state  $|\text{Max}\rangle$ , which uses minimal cost. We study Pauli  $X, Y, Z$  matrices, and their relation with diagrammatic protocols. This work provides bridges between the new theory of planar para algebras and quantum information, especially in questions involving communication in quantum networks.

## CONTENTS

I. Introduction	1	1. String Fourier transform $\mathfrak{F}_s$ for general $n$ -qudits	10
A. Diagrammatic vs. algebraic protocols	1	I. Entropy for $n$ -qudit Entanglement	10
B. String Fourier transform vs. the braid	2	J. Measurement Dictionary II	10
1. The maximally-entangled $n$ -qudit resource	2	IV. Diagrammatic identification for protocols	11
C. Some Other Key Aspects of Holographic Software	3	A. Teleportation	12
II. Basic Algebraic Notation	3	B. $n$ -qudit resource state	12
A. Qudits	3	C. The BVK Protocol	13
B. Transformations of 1-Qudits	3	Acknowledgments	14
C. Transformations of 2-qudits	3	References	14
1. The resource state	3		
2. Controlled gates	3		
D. Qubit case: $d = 2$ and $\zeta = +i$	4		
III. Holographic Software	4		
A. Elementary notions	4		
B. Planar Relations	4		
C. 1-Qudit dictionary	5		
D. 1-Qudit properties	5		
E. $n$ -Qudit dictionary	6		
1. Elementary dictionary	6		
2. Controlled Transformations	6		
3. 1-Qudit transformations on 2-qudits	7		
4. Jordan-Wigner Transformations	7		
5. Measurement dictionary I	7		
F. Braided relations	8		
1. Background	8		
2. The braid	8		
G. SFT and maximal entanglement	9		
1. String Fourier transform $\mathfrak{F}_s$ for 1-qudits	9		
2. String Fourier transform $\mathfrak{F}_s$ on 2-qudits	9		
H. Topological quantum computer	10		

## I. INTRODUCTION

In this paper we introduce holographic diagrammatic software for quantum information, and we illustrate its use. We use the term “holographic,” since one can translate any protocol into diagrams, and we may simplify the algebraic computation using topological isotopy. The inverse direction is more interesting. We can introduce diagrammatic protocols and translate them to the usual algebraic protocols using our dictionary of the holographic software.

### A. Diagrammatic vs. algebraic protocols

In Fig. 1 we illustrate our diagrammatic protocol for the standard teleportation of Alice’s qudit  $\phi_A$  to Bob. The figure clearly looks like a conduit for teleportation. We use our holographic software in §IV A to translate

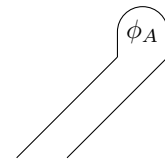


FIG. 1. Holographic protocol for teleportation of qudit  $\phi_A$ .

<sup>\*</sup> arthur.jaffe@harvard.edu

<sup>†</sup> zhengweiliu@fas.harvard.edu

<sup>‡</sup> airwozz@gmail.com

this interesting diagrammatic protocol into the algebraic protocol [1] illustrated in Fig. 2. We introduce the  $n$ -

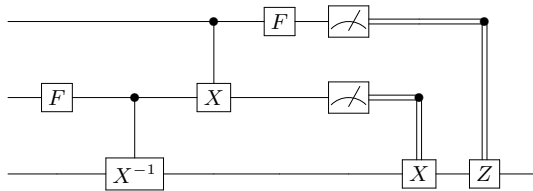


FIG. 2. Algebraic protocol for teleportation from Fig.1.

qudit resource state  $|\text{Max}\rangle$  and the protocol to construct it, using minimal cost of edits, cdots, and time; see §IV B.

In another paper [2], we give a new teleportation protocol involving  $n$ -qudits. We discovered this protocol using holographic software. So we believe that the diagrams studied here provide an interesting paradigm for quantum information. There are many other interesting protocols, for example [3–17], and it would be nice to analyze such protocols using holographic software. For instance, we give an example of a protocol in §IV C that is motivated by the protocol of Bose, Vedral, and Knight [5], and the problem of efficiently entangling nodes in a distributed quantum computer or a quantum internet [18].

### B. String Fourier transform vs. the braid

Originally we had thought that the fundamental way to think about entanglement of qudits lay in the topological properties of the braid, and this is why we give so many references in that direction. But after discovering holographic software, we have come to a different understanding. We now believe that the *string Fourier transform* (SFT) that we introduced in [19] provides a robust starting point for many aspects of quantum information, including entanglement. In addition, the SFT gives a topological quantum computer.

Our realization of the resource state and maximal entanglement is a consequence of the SFT. It comes from the SFT of the zero particle state. The algebraic formulas for the SFT and for the braid can be derived from one another. But we have learned to think about entanglement in terms of the SFT. And this provides insight into computations, and it yields simplification for a number of quantum information protocols; it also suggests new protocols. For other aspects of quantum information the braid may still provide a better point of view.

Our SFT arose originally in the more general context of planar para algebras, before we understood the depth of its significance for quantum information. Geometrically, the SFT acts on diagrams and gives them a partial rotation. These diagrams might represent qudits, transformations, or measurements.

### 1. The maximally-entangled $n$ -qudit resource

In this paper we focus on a special subset of SFT's that transform  $n$ -qudits to  $n$ -qudits. Then the SFT acts as a very interesting unitary transformation  $\mathfrak{F}_s$  on the Hilbert space of  $n$ -qudits, that has dimension  $d^n$ . The transformation  $\mathfrak{F}_s$  applied to the  $n$ -qudit zero particle state  $|0\rangle$  creates the  $n$ -qudit  $|\text{Max}\rangle$ . Briefly the standard  $n$ -qudit orthonormal basis  $|\vec{k}\rangle$  is characterized by a set of charges  $\vec{k} = (k_1, \dots, k_n)$ , with values  $k_j \in \mathbb{Z}_d$ , and with total charge  $|\vec{k}| = k_1 + \dots + k_n$ . We find using the matrix elements of  $\mathfrak{F}_s$  computed in (75) that

$$|\text{Max}\rangle = \mathfrak{F}_s |\vec{0}\rangle = d^{\frac{1-n}{2}} \sum_{|\vec{k}|=0} |\vec{k}\rangle. \quad (1)$$

The qudit  $|\text{Max}\rangle$  is a maximally entangled  $n$ -qudit. In §III I we briefly discuss definitions of entanglement entropy  $\mathcal{E}$ , and explain how  $|\text{Max}\rangle$  maximizes this entropy.

We give the diagrammatic representation for  $|\text{Max}\rangle$  in Fig. 3. This is the  $n$ -qudit resource state for our proto-

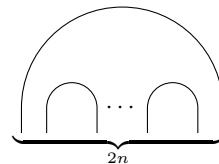


FIG. 3. Diagrammatic representation of the  $n$ -qudit resource state  $|\text{Max}\rangle$ . There are  $2n$  output points at the bottom.

cols, which we discuss in §IV B, and which we use in our new protocol [2].

When the resource state occurs in protocols, we indicate the corresponding  $n$ -qudit resource in Fig. 4.

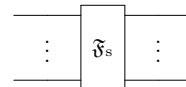


FIG. 4. Protocol for the resource state  $|\text{Max}\rangle$ . There are  $n$  input and  $n$  output lines.

In the special case of order  $d = 2$  and  $n = 2$  (i.e. for 2-qubits), the matrix  $\mathfrak{F}_s$  is the Hadamard transformation, followed by CNOT—the usual way to entangle two qubits—and in this case  $|\text{Max}\rangle$  is a Bell state.

The state

$$|\text{GHZ}\rangle = \frac{1}{d^{\frac{1}{2}}} \sum_{k=0}^{d-1} |k, k, \dots, k\rangle \quad (2)$$

was considered as a resource state (originally for  $n$ -qubit entanglement) by Greenberger, Horne, and Zeilinger [3]. This state is the ordinary Fourier transform of  $|\text{Max}\rangle$  in the sense,

$$|\text{GHZ}\rangle = (F \otimes \dots \otimes F)^{\pm 1} |\text{Max}\rangle, \quad (3)$$

with the Fourier matrix  $F$  defined in (6).

### C. Some Other Key Aspects of Holographic Software

Let us mention some other key aspects of holographic software that we explain in this paper. These features allow us to give a mosaic of diagrams that represent qudits, measurements, and transformations.

We have made very careful choices of our conventions. For instance we put the charge on the right side of a cap in (23); this corresponds to the choice of  $q$  rather than  $q^{-1}$  in (7). This also corresponds to the choice of decreasing basis in (31). We believe that it is difficult to change any of our choices, while preserving *all* the beautiful diagrammatic relations that we present here.

- We represent qudits, meters, and transformations as diagrams with input points on the top and output points on the bottom.
- A 1-qudit is a cap; it has zero input points and 2 output points.
- We assign labels to the strings in our diagrams, representing “charge” on the string.
- *Para isotopy* generalizes topological isotopy and allows us to manipulate diagrams with charge.
- The diagram for a twisted product yields insight into para-isotopy for charge-neutral subsystems.
- Braids can be defined in terms of planar diagrams and relate to entanglement.
- Charged diagrams can pass freely under our braids, but not over them.
- We obtain elementary diagrams for  $n$ -qudit Pauli matrices  $X, Y, Z$ .

We refer persons interested in the mathematical theory behind our diagrams to the paper [19], in which we introduce the notion of “planar para algebras” and analyze them in detail. One also finds an explanation and motivation for the names we use for the diagrammatic relations, as well as proofs of these relations.

## II. BASIC ALGEBRAIC NOTATION

### A. Qudits

A 1-qudit is a vector state in a  $d$ -dimensional Hilbert space, where  $d$  is the *degree* of the qudit. (The usual case of qubits corresponds to  $d = 2$ .) We denote an orthonormal basis using Dirac notation by  $|k\rangle$ . We call  $k$  the charge of the qudit, and generally  $k \in \mathbb{Z}_d$ , the cyclic group of order  $d$ .

The dual 1-qudit  $\langle \ell|$  is a vector state in the dual space to the  $d$ -dimensional Hilbert space. And  $\langle \ell|k\rangle = \delta_{\ell,k}$ , where  $\delta_{\ell,k}$  is the Kronecker delta.

The  $n$ -qudit space is the  $n$ -fold tensor product of the 1-qudit space. An orthonormal basis for  $n$ -qudits is  $|\vec{k}\rangle = |k_1, k_2, \dots, k_n\rangle$ , where this ket has total charge  $|\vec{k}| = k_1 + k_2 + \dots + k_n$ . The dual basis is  $\langle \vec{\ell}|$ . Every linear transformation on  $n$ -qudits can be written as a sum of the  $d^{2n}$  homogeneous transformations

$$M_{\vec{\ell}, \vec{k}} = |\vec{\ell}\rangle \langle \vec{k}|, \quad \text{with charge } |\vec{k}| - |\vec{\ell}|. \quad (4)$$

The matrix elements of  $T = \sum_{\vec{k}, \vec{\ell}} t_{\vec{\ell}, \vec{k}} M_{\vec{\ell}, \vec{k}}$  are just  $t_{\vec{\ell}, \vec{k}} = \langle \vec{\ell}|T|\vec{k}\rangle$ .

### B. Transformations of 1-Qudits

Let  $q^d = 1$  and  $\zeta = q^{1/2}$  be a square root of  $q$  with the property  $\zeta^{d^2} = 1$ . Matrices  $X, Y, Z, F, G$  play an important role. Three of these are the qudit Pauli matrices

$$X|k\rangle = |k+1\rangle, \quad Y|k\rangle = \zeta^{1-2k}|k-1\rangle, \quad Z|k\rangle = q^k|k\rangle. \quad (5)$$

The Fourier matrix  $F$  and the Gaussian  $G$  are

$$F|k\rangle = \frac{1}{\sqrt{d}} \sum_{\ell=0}^{d-1} q^{k\ell} |\ell\rangle, \quad G|k\rangle = \zeta^{k^2} |k\rangle. \quad (6)$$

These matrices satisfy the relations

$$XY = qYX, \quad YZ = qZY, \quad ZX = qXZ, \quad (7)$$

$$XYZ = \zeta, \quad FXF^{-1} = Z, \quad GXG^{-1} = Y^{-1}. \quad (8)$$

### C. Transformations of 2-qudits

#### 1. The resource state

We represent the resource state for 2-qudits as

$$|\text{Max}\rangle = \frac{1}{\sqrt{d}} \sum_{k=0}^{d-1} |k, -k\rangle.$$

We say it costs 1 edit if two persons use this entangled state in a protocol.

#### 2. Controlled gates

We give the protocol for controlled transformations  $C_{1,A}$  in Fig. 5 and  $C_{A,1}$  in Fig. 6, for different control qudits.

We sometimes allow more general controlled transformations of the form

$$T = \sum_{\ell=0}^{d-1} |\ell\rangle \langle \ell| \otimes T(\ell), \quad (9)$$

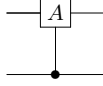


FIG. 5. The controlled gate  $C_{1,A}$  acts on the 2-qudit  $|k_1, k_2\rangle$  gives  $C_{1,A}|k_1, k_2\rangle = |k_1, A^{k_1}k_2\rangle$ . The first qudit is the control qudit.

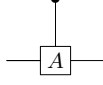


FIG. 6. The controlled gate  $C_{A,1}$  acts on the 2-qudit  $|k_1, k_2\rangle$  gives  $C_{A,1}|k_1, k_2\rangle = |A^{k_2}k_1, k_2\rangle$ . The second qudit is the control qudit.

where the control is on the first qudit, and  $T(\ell)$  can be arbitrary. This is shown in Fig. 7; a corresponding configuration with the second control bit would also be possible.

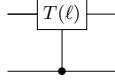


FIG. 7. Controlled transformations.

The measurement controlled gate is illustrated in Fig. 8.

#### D. Qubit case: $d = 2$ and $\zeta = +i$

In the case  $d = 2$  with  $\zeta = +i = \sqrt{-1}$  the 1-qubit matrices  $X, Y, Z$  are the Pauli matrices  $\sigma_x, \sigma_y, \sigma_z$ , while  $F = H = \frac{1}{\sqrt{2}} \begin{pmatrix} 1 & 1 \\ 1 & -1 \end{pmatrix}$  is the Hadamard matrix, and  $G = S = \begin{pmatrix} 1 & 0 \\ 0 & i \end{pmatrix}$  is the phase transformation. For 2-qubits, the transformation  $C_{1,X}$  is CNOT. These transformations can be realized efficiently in nature [20–22]. The transformations they generate are local transformations.

### III. HOLOGRAPHIC SOFTWARE

In this section we give the dictionary to translate between diagrammatic protocols and the algebraic ones. Any algebraic protocol can be translated into a diagrammatic protocol in a straightforward way. From this diagram we may be able to obtain new insights into the protocol.

We also give a dictionary for the inverse direction. Actually this is more interesting, as the diagrams may be more intuitive: one says that 1 picture is worth 1,000 words. In fact we give a new way to design protocols: we rely on the aesthetics of a diagram as motivation for the structure of the protocol. In this way, we can strive to

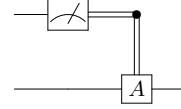


FIG. 8. Measurement controlled gate: If the qudit is measured by the meter as  $k$ , then they apply  $A^k$  to the qudit. It costs 1 cdit to transmit the result, when the two qudits belong to different persons.

introduce diagrammatic protocols which simulate human thought.

#### A. Elementary notions

We use a convention in identifying algebraic formulas with diagrammatic ones: the objects on the left side of an equation are represented by the objects on the right side of the equation.

In our diagrams, we call the points on top *input points*, and the points on bottom *output points*. The multiplication goes from bottom to top, and glues input points to output points. Tensor products go from left to right.

An  $n$ -qudit has 0 input points and  $2n$  output points. A dual  $n$ -qudit has  $2n$  input points and 0 output points.

We call a diagram with  $n$  input points and  $n$  output points an  $n$ -string transformation.

An  $n$ -qudit transformation is a  $2n$ -string transformation. It is interesting that one can also talk about a 1-string transformation that acts on “ $\frac{1}{2}$ -qudits”. We refer the readers to [2] for an application of this concept.

We call

$$k \left| \right. \quad (10)$$

a  $k$ -charged string, or a string with a  $k$ -charged particle. We write the label to the left of the string.

#### B. Planar Relations

In this section we give relations between certain diagrams. The consistency of these relations is proved in [19]. Using these relations, we give a dictionary between qudits, transformations and diagrams.

- Addition of charge:

$$\begin{matrix} \ell \\ k \end{matrix} \left| \right. = \begin{matrix} k + \ell \end{matrix} \left| \right. . \quad (11)$$

- Charge order:

$$d \left| \right. = \left| \right. . \quad (12)$$

- Para isotopy:

$$k \left| \left| \dots \right| \right| \ell = q^{k\ell} \left| \left| \dots \right| \right| k. \quad (13)$$

Here the strings between  $k^{\text{th}}$ -charged and  $\ell^{\text{th}}$ -charged strings are not charged. We call  $q^{k\ell}$  the twisting scalar.

**Notation:** The twisted tensor product of pairs interpolates between the two vertical orders of the product. In the twisted product, we write the labels at the same vertical height:

$$\begin{aligned} k \left| \left| \dots \right| \right| \ell &\equiv \zeta^{-k\ell} \left| \left| \dots \right| \right| k \\ &= \zeta^{k\ell} \left| \left| \dots \right| \right| \ell. \end{aligned} \quad (14)$$

In this case  $k, l \in \mathbb{Z}$ , and  $k$  and  $k+d$  yield different diagrams. If the pair is neutral, namely  $\ell = -k$ , then the twisted tensor product is defined for  $k \in \mathbb{Z}_d$ . This twisted product was introduced in [24, 25].

- String Fourier relation:

$$k \bigcap = \zeta^{k^2} \bigcap k, \quad (15)$$

$$k \bigcup = \zeta^{-k^2} \bigcup k. \quad (16)$$

- Quantum dimension:

$$\bigcirc = \sqrt{d}. \quad (17)$$

- Neutrality:

$$k \bigcirc = 0, \quad \text{for } d \nmid k. \quad (18)$$

- Temperley-Lieb relation:

$$\begin{aligned} \text{TL1} &= \left| \right|, & \text{TL2} &= \left| \right|. \end{aligned} \quad (19)$$

**Notation:** Based on the Temperley-Lieb relation, a string only depends on the end points:

$$\text{TL1} = \diagup, \quad \text{TL2} = \diagdown. \quad (20)$$

- Resolution of the identity:

$$\left| \right| = d^{-1/2} \sum_{k=0}^{d-1} \begin{pmatrix} -k \\ k \end{pmatrix}. \quad (21)$$

### C. 1-Qudit dictionary

Now we give the first diagrammatic translations of the algebraic formulas. It will be evident from the context of the diagram, when a symbol such as  $k$  denotes a label, in contrast with  $d^{-1/4}$  or  $q^{k\ell}$  or  $\zeta^{k^2}$ , that denote a scalar multiple.

- Our diagram for the qudit  $|k\rangle$  is:

$$|k\rangle = d^{-1/4} \bigcap k. \quad (22)$$

In other words, according to our convention,

$$\bigcap k = d^{1/4} |k\rangle. \quad (23)$$

From now on, if the identification in both directions is clear, we only give one of them.

- Our diagram for the dual-qudit  $\langle k|$  is:

$$\langle k| = d^{-1/4} \bigcup -k. \quad (24)$$

- Transformations  $T$  of 1-qudits are diagrams with two input points and two output points. The identity transformation is

$$I = \left| \right|.$$

- The diagram for the transformation  $|k\rangle\langle\ell|$  is

$$|k\rangle\langle\ell| = d^{-1/2} \begin{pmatrix} -\ell \\ k \end{pmatrix}. \quad (25)$$

- The diagrams for Pauli  $X, Y, Z$  are:

$$X = \left| \begin{array}{c} 1 \end{array} \right|, \quad Y = \left| \begin{array}{c} -1 \end{array} \right|, \quad Z = \left| \begin{array}{c} 1 \\ -1 \end{array} \right|. \quad (26)$$

### D. 1-Qudit properties

In this section we explain why the dictionary is holographic for 1-qudits, and we show how the Pauli  $X, Y, Z$  in (26) actually correspond to the usual qudit Pauli matrices.

- Orthogonal Basis:

$$\langle\ell|k\rangle = d^{-1/2} \begin{pmatrix} k \\ -\ell \end{pmatrix} = \delta_{\ell k}. \quad (27)$$

Here we use the relations (11), (17), and (18).

- Transformations: The matrix units  $|k\rangle\langle\ell|$  are represented as in Equation 25.

Therefore single qudit transformations can be represented as diagrams. On the other hand, Relation (21) indicates that any diagram with two input points and two output points is a single qudit transformation. This gives an elementary dictionary for translation between single qudit transformations and diagrams with two input points and two output points. In general, there is a correspondence between  $n$ -qudit transformations and diagrams with  $2n$  input points and  $2n$  output points.

In this way, the diagrammatic computation is the same as the usual algebraic computation in quantum information.

We introduce better diagrammatic representations for local transformations, so that we can utilize other diagrammatic relations.

- Pauli  $X, Y, Z$  Relations: Using the notation for qudits in (23) and (26), one can identify these three 2-string transformations as the Pauli matrices defined in (5).

$$\begin{array}{c} \text{---} k \text{---} \\ | \quad 1 \end{array} = \begin{array}{c} \text{---} k+1 \text{---} \\ | \end{array}, \quad (28)$$

$$-1 \begin{array}{c} \text{---} k \text{---} \\ | \end{array} = \zeta^{1-2k} \begin{array}{c} \text{---} k-1 \text{---} \\ | \end{array}, \quad (29)$$

$$1 \begin{array}{c} \text{---} k \text{---} \\ | \quad -1 \end{array} = q^k \begin{array}{c} \text{---} k \text{---} \\ | \end{array}. \quad (30)$$

The diagrammatic equalities in (28)–(30) are a consequence of the relations (11)–(15).

- Vertical reflection or Adjoint: The vertical reflection of diagrams maps the particle of charge  $k$  to the particle of charge  $-k$ . This involution is an anti-linear, anti-isomorphism of diagrams. It interchanges  $|k\rangle$  with  $\langle k|$ . For qudits or transformations, the vertical reflection is the usual adjoint  $*$ .

### E. $n$ -Qudit dictionary

We mainly discuss the 2-qudit case. One can easily generalize the argument to the case of  $n$ -qudits.

#### 1. Elementary dictionary

There are two different ways to represent 2-qudits as diagrams indicated by the arrow.

$$|k_1 k_2\rangle \nearrow = \frac{1}{d^{1/2}} \begin{array}{c} \text{---} k_1 \text{---} \\ | \end{array} \begin{array}{c} \text{---} k_2 \text{---} \\ | \end{array}, \quad (31)$$

or

$$|k_1 k_2\rangle \nearrow = \frac{1}{d^{1/2}} \begin{array}{c} \text{---} k_1 \text{---} \\ | \end{array} \begin{array}{c} \text{---} k_2 \text{---} \\ | \end{array}. \quad (32)$$

Then two representations give two different dictionaries, but they are unitary equivalent. We fix the first choice  $|k_1 k_2\rangle = |k_1 k_2\rangle \nearrow$  in our software, since it works out better with concepts in quantum information.

We represent an  $n$ -qudit  $|k\rangle = |k_1, k_2, \dots, k_n\rangle$  as

$$|\vec{k}\rangle = \frac{1}{d^{n/4}} \begin{array}{c} \text{---} k_1 \text{---} \\ | \end{array} \begin{array}{c} \text{---} k_2 \text{---} \\ | \end{array} \dots \begin{array}{c} \text{---} k_n \text{---} \\ | \end{array}. \quad (33)$$

We can represent the  $n$ -qudit transformation  $|\vec{k}\rangle\langle\vec{\ell}| = |k_1, k_2, \dots, k_n\rangle\langle\ell_1, \ell_2, \dots, \ell_n|$  as

$$|\vec{k}\rangle\langle\vec{\ell}| = \frac{1}{d^{n/2}} \begin{array}{c} \text{---} -\ell_1 \text{---} \\ | \end{array} \begin{array}{c} \text{---} -\ell_2 \text{---} \\ | \end{array} \dots \begin{array}{c} \text{---} -\ell_n \text{---} \\ | \end{array} \begin{array}{c} \text{---} k_1 \text{---} \\ | \end{array} \begin{array}{c} \text{---} k_2 \text{---} \\ | \end{array} \dots \begin{array}{c} \text{---} k_n \text{---} \\ | \end{array}. \quad (34)$$

We denote an  $n$ -qudit transformation  $T$  as

$$T = \underbrace{\begin{array}{c} \text{---} \dots \text{---} \\ | \quad T \quad | \\ \text{---} \dots \text{---} \end{array}}_{2n}. \quad (35)$$

In the other direction, any diagram with 0 input points and  $2n$ -output points is an  $n$ -qudit. Any diagram with  $2n$  input points and  $2n$  output points is an  $n$ -qudit transformation.

#### 2. Controlled Transformations

Suppose  $T$  is a single qudit transformation. Now we give the diagrammatic representation of the controlled transformations  $C_{1,T}$  and  $C_{T,1}$  in Figs. 5–6.

$$C_{1,T} = \frac{1}{\sqrt{d}} \sum_{k=0}^{d-1} \begin{array}{c} \text{---} -k \text{---} \\ | \end{array} \begin{array}{c} \text{---} k \text{---} \\ | \end{array} \begin{array}{c} \text{---} T^k \text{---} \\ | \end{array}, \quad (36)$$

$$C_{T,1} = \frac{1}{\sqrt{d}} \sum_{k=0}^{d-1} \begin{array}{c} \text{---} T^k \text{---} \\ | \end{array} \begin{array}{c} \text{---} -k \text{---} \\ | \end{array} \begin{array}{c} \text{---} k \text{---} \\ | \end{array}. \quad (37)$$

In particular,  $C_Z \equiv C_{Z,1} = C_{1,Z}$ , as one sees from its action on the basis  $C_Z|k_1, k_2\rangle = q^{k_1 k_2}|k_1, k_2\rangle$ . Thus

$$\begin{array}{c} \text{---} \overbrace{\text{---}}^{k_1} \text{---} \overbrace{\text{---}}^{k_2} \text{---} \\ \boxed{C_Z} \\ \text{---} \end{array} = \begin{array}{c} \text{---} \overbrace{\text{---}}^{k_1} \text{---} \\ \text{---} \end{array} \begin{array}{c} \text{---} \overbrace{\text{---}}^{k_2} \text{---} \\ \text{---} \end{array}. \quad (38)$$

### 3. 1-Qudit transformations on 2-qudits

A 1-qudit transformation  $T$  can act on 2-qudit by adding two strings on the left or on the right. We can translate these diagrammatic transformations to algebraic ones as follows.

$$\begin{array}{c} \text{---} \\ \boxed{T} \\ \text{---} \end{array} \begin{array}{c} \text{---} \\ \text{---} \\ \text{---} \end{array} = 1 \otimes T, \quad (39)$$

$$\begin{array}{c} \text{---} \\ \boxed{T} \\ \text{---} \end{array} \begin{array}{c} \text{---} \\ \text{---} \\ \text{---} \end{array} = C_Z(T \otimes 1)C_Z^{-1}. \quad (40)$$

Furthermore if  $T$  has charge  $k$ , then this action equals

$$\begin{array}{c} \text{---} \\ \boxed{T} \\ \text{---} \end{array} \begin{array}{c} \text{---} \\ \text{---} \\ \text{---} \end{array} = T \otimes Z^k. \quad (41)$$

Note (41) is better than (40), since  $Z^k$  and  $T$  can be performed locally by two persons.

In general  $T$  has charge  $k$ , then

$$\begin{array}{c} \text{---} \overbrace{\text{---}}^{2m} \text{---} \overbrace{\text{---}}^{2n} \text{---} \\ \boxed{T} \\ \text{---} \end{array} \quad (42)$$

$$= \underbrace{1 \otimes \cdots \otimes 1}_{2m} \otimes T \otimes \underbrace{Z^k \otimes \cdots \otimes Z^k}_{2n}. \quad (43)$$

### 4. Jordan-Wigner Transformations

As a particular case of (42), we obtain the qudit Jordan-Wigner transformation for  $T = X, Y$ , or  $Z$ .

$$\begin{array}{c} \text{---} \text{---} \text{---} \text{---} \text{---} \\ \text{---} \end{array} = X \otimes Z \otimes \cdots \otimes Z, \quad (44)$$

$$\begin{array}{c} \text{---} \text{---} \text{---} \text{---} \text{---} \\ \text{---} \end{array} = Y \otimes Z^{-1} \otimes \cdots \otimes Z^{-1}, \quad (45)$$

$$\begin{array}{c} \text{---} \text{---} \text{---} \text{---} \text{---} \\ \text{---} \end{array} = Z \otimes 1 \otimes \cdots \otimes 1. \quad (46)$$

Equivalently, we can represent Pauli matrices on  $n$ -qudits as diagrams.

$$X \otimes 1 \otimes \cdots \otimes 1 = \begin{array}{c} \text{---} \text{---} \text{---} \text{---} \text{---} \\ \text{---} \end{array}, \quad (47)$$

$$Y \otimes 1 \otimes \cdots \otimes 1 = \begin{array}{c} \text{---} \text{---} \text{---} \text{---} \text{---} \\ \text{---} \end{array}, \quad (48)$$

$$Z \otimes 1 \otimes \cdots \otimes 1 = \begin{array}{c} \text{---} \text{---} \text{---} \text{---} \text{---} \\ \text{---} \end{array}. \quad (49)$$

If we work on the increasing basis in Equation 32, then we obtain the following Jordan-Wigner transformation:

$$\begin{array}{c} \text{---} \text{---} \text{---} \text{---} \text{---} \\ \text{---} \end{array} = Z^{-1} \otimes \cdots \otimes Z^{-1} \otimes X, \quad (50)$$

$$\begin{array}{c} \text{---} \text{---} \text{---} \text{---} \text{---} \\ \text{---} \end{array} = Z \otimes \cdots \otimes Z \otimes Y, \quad (51)$$

$$\begin{array}{c} \text{---} \text{---} \text{---} \text{---} \text{---} \\ \text{---} \end{array} = 1 \otimes \cdots \otimes 1 \otimes Z. \quad (52)$$

Equivalently,

$$1 \otimes \cdots \otimes 1 \otimes X = \begin{array}{c} \text{---} \text{---} \text{---} \text{---} \text{---} \\ \text{---} \end{array}, \quad (53)$$

$$1 \otimes \cdots \otimes 1 \otimes Y = \begin{array}{c} \text{---} \text{---} \text{---} \text{---} \text{---} \\ \text{---} \end{array}, \quad (54)$$

$$1 \otimes \cdots \otimes 1 \otimes Z = \begin{array}{c} \text{---} \text{---} \text{---} \text{---} \text{---} \\ \text{---} \end{array}. \quad (55)$$

### 5. Measurement dictionary I

When a protocol has a meter, and the measurement of this meter is  $\ell$ , it is the same as applying the dual qudit  $\langle \ell |$  to the corresponding qudit. In a similar way, if the measurement of a meter on the  $j^{\text{th}}$  qudit of an  $n$ -qudit is  $\ell$ , then the diagram is

$$m_j = \ell \longrightarrow \begin{array}{c} \text{---} \text{---} \text{---} \text{---} \text{---} \\ \text{---} \end{array} \overbrace{\text{---}}^{-\ell} \begin{array}{c} \text{---} \text{---} \text{---} \text{---} \text{---} \\ \text{---} \end{array}. \quad (56)$$

Conversely, the diagram

$$\begin{array}{c} \text{---} \text{---} \text{---} \text{---} \text{---} \\ \text{---} \end{array} \overbrace{\text{---}}^{-\ell} \begin{array}{c} \text{---} \text{---} \text{---} \text{---} \text{---} \\ \text{---} \end{array} \quad (57)$$

means that there is a meter on this  $j^{\text{th}}$  qudit of an  $n$ -qudit, and the measurement is  $\ell$ . Moreover, the result is

sent to persons who possess the last  $n-j-1$  qudits. Then the persons apply  $Z^{-\ell}$  to each of the  $n-j-1$  qudits. The corresponding protocol is in Fig. 9. Of course we can not predict the result of the measurement, so the diagrammatic protocol must work for all  $\ell$ .

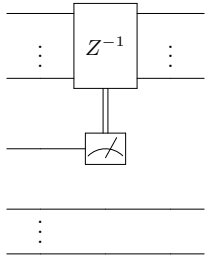


FIG. 9. Measurement controlled-Z gate: If the result of the measurement is  $k$ , then they apply  $Z^k$  to the qudits.

## F. Braided relations

### 1. Background

The topological approach to quantum computation became important with Kitaev's 1997 paper proposing an anyon computer—work that only appeared some five years later in print [23]. In §6 on the arXiv, he described the braiding and fusing of anyonic excitations in a fault-tolerant way. Freedman, Kitaev, Larsen, and Wang explored braiding further [26], motivated by the pioneering work of Jones, Atiyah, and Witten on knots and topological field theory [27–31].<sup>1</sup>

In the case  $n = 2$ , this braid appears in the Jones polynomial. For general  $n$ , these braids can be “Baxterized” in the sense of Jones [33]. They are the limits of solutions to the Yang-Baxter equation in statistical physics [34, 35], and have actually been introduced earlier by Fateev and Zamolodchikov [36]. Such kinds of braid statistics in field theory and quantum Hall systems were considered extensively by Fröhlich, see [37, 38]. Fermionic entanglement was addressed in [39, 40]. Kauffman and Lomonaco remarked that the braid diagram describes maximal entanglement [41]. From our point of view, it is natural to consider entanglement in terms of the string Fourier transform, see §III H 1.

### 2. The braid

We begin by defining a positive and negative braid in terms of planar diagrams. The braid acts on two strings.

The justification for calling this diagram a braid, is that it satisfies the three Reidemeister moves characteristic of a braid. These relations allow one to lift the planar relations to three-dimensional ones. We refer the readers to [19] for the proof of the braided relations stated in this section.

Define  $\omega = \frac{1}{\sqrt{d}} \sum_{j=0}^{d-1} \zeta^{j^2}$ . Then  $\omega$  is a phase, as shown in Proposition 2.15 of [19]. Let  $\omega^{1/2}$  be a fixed square root of  $\omega$ . Define the positive braid  $b_+$  as

$$b_+ = \begin{array}{c} \diagup \\ \diagdown \end{array} \equiv \frac{1}{\sqrt{\omega d}} \sum_{k=0}^{d-1} k \begin{array}{c} | \\ -k \end{array} \quad (58)$$

$$= \frac{1}{\sqrt{\omega d}} \sum_{k=0}^{d-1} \zeta^{k^2} k \begin{array}{c} | \\ -k \end{array}.$$

Here we give two different expressions for the braid. The second formula involves the twisted product given in (14).

The braid is a unitary gate. Its adjoint  $b_+^*$  equals the inverse braid, the negative braid  $b_+^{-1} = b_-$ . In diagrams,

$$b_+^* = b_- = \begin{array}{c} \diagdown \\ \diagup \end{array} = \frac{\sqrt{\omega}}{\sqrt{d}} \sum_{k=0}^{d-1} k \begin{array}{c} | \\ -k \end{array} \quad (59)$$

$$= \frac{\sqrt{\omega}}{\sqrt{d}} \sum_{k=0}^{d-1} \zeta^{-k^2} k \begin{array}{c} | \\ -k \end{array}.$$

These definitions lead to the following braided relations:

- Braid-Fourier relation:

$$\begin{array}{c} \diagup \\ \diagdown \end{array} = \begin{array}{c} \diagdown \\ \diagup \end{array}. \quad (60)$$

Thus drawing a braid at an arbitrary angle causes no confusion. This equation follows from (13), (16), (21), along with the identity  $d^{-1/2} \sum_{k=0}^{d-1} q^{kl} \zeta^{k^2} = \omega \zeta^{-l^2}$ .

- Reidemeister move I:

$$\begin{array}{c} \diagup \\ \diagdown \end{array} = \omega^{-1/2} \begin{array}{c} | \\ \end{array}. \quad (61)$$

$$\begin{array}{c} \diagdown \\ \diagup \end{array} = \omega^{1/2} \begin{array}{c} | \\ \end{array}. \quad (62)$$

- Reidemeister move II:

$$\begin{array}{c} \diagup \\ \diagdown \end{array} = \begin{array}{c} | \\ | \end{array}. \quad (63)$$

- Reidemeister move III:

$$\begin{array}{c} \diagup \\ \diagdown \end{array} = \begin{array}{c} \diagdown \\ \diagup \end{array}. \quad (64)$$

<sup>1</sup> Diagrammatic notation in quantum information theory originated in the quantum circuit model of Deutsch [32], although without the consideration of topology.



- The *particle-braid relation*:

$$\begin{array}{c} \diagup \\ \diagdown \end{array} \begin{array}{c} \diagdown \\ \diagup \end{array} = \begin{array}{c} \diagdown \\ \diagup \end{array} \begin{array}{c} \diagup \\ \diagdown \end{array} \quad (65)$$

This relation demonstrates that any charged diagram can pass freely under (but not over) the braid.

### G. SFT and maximal entanglement

In [19] we gave a general definition of the string Fourier transform  $\mathfrak{F}_s$  on planar diagrams. Analytic properties of SFT have been studied in [42]. Here we analyze the special case of the SFT acting on  $n$ -qudits. In this case the transformation is given by a diagram with  $2n$  input strings and  $2n$  output strings, and it has charge 0. Acting on 2-qudits we illustrate  $\mathfrak{F}_s$  in Fig. 10. The diagram for  $n$ -qudits is similar. We now analyze the SFT in more detail, both algebraically as well as with some relations for diagrams.

$$\mathfrak{F}_s = \begin{array}{c} \diagup \\ \diagdown \end{array} \begin{array}{c} \diagdown \\ \diagup \end{array} \begin{array}{c} \diagup \\ \diagdown \end{array} \begin{array}{c} \diagdown \\ \diagup \end{array} \begin{array}{c} \diagup \\ \diagdown \end{array} \begin{array}{c} \diagdown \\ \diagup \end{array} \begin{array}{c} \diagup \\ \diagdown \end{array} \begin{array}{c} \diagdown \\ \diagup \end{array} \quad (66)$$

FIG. 10. String Fourier transform on 2-qudits.

#### 1. String Fourier transform $\mathfrak{F}_s$ for 1-qudits

When  $n = 1$ , we infer from (15), (65), and (61), that

$$\omega^{1/2} \begin{array}{c} \diagup \\ \diagdown \end{array} = \mathfrak{F}_s = G. \quad (67)$$

The positive and negative braids (58)–(59) also have the representations

$$\begin{array}{c} \diagup \\ \diagdown \end{array} = \frac{\sqrt{\omega}}{\sqrt{d}} \sum_{k=0}^{d-1} \zeta^{-k^2} \begin{array}{c} \diagup \\ \diagdown \end{array} \begin{array}{c} \diagdown \\ \diagup \end{array} \begin{array}{c} \diagup \\ \diagdown \end{array} \begin{array}{c} \diagdown \\ \diagup \end{array} \begin{array}{c} \diagup \\ \diagdown \end{array} \begin{array}{c} \diagdown \\ \diagup \end{array} \begin{array}{c} \diagup \\ \diagdown \end{array} \begin{array}{c} \diagdown \\ \diagup \end{array} \quad (68)$$

$$\begin{array}{c} \diagdown \\ \diagup \end{array} = \frac{1}{\sqrt{\omega d}} \sum_{k=0}^{d-1} \zeta^{k^2} \begin{array}{c} \diagup \\ \diagdown \end{array} \begin{array}{c} \diagdown \\ \diagup \end{array} \begin{array}{c} \diagup \\ \diagdown \end{array} \begin{array}{c} \diagdown \\ \diagup \end{array} \begin{array}{c} \diagup \\ \diagdown \end{array} \begin{array}{c} \diagdown \\ \diagup \end{array} \begin{array}{c} \diagup \\ \diagdown \end{array} \begin{array}{c} \diagdown \\ \diagup \end{array} \quad (69)$$

We conclude that  $\mathfrak{F}_s$  and the braids act as local transformations on 1-qudits.

#### 2. String Fourier transform $\mathfrak{F}_s$ on 2-qudits

In the  $n = 2$  case,  $\mathfrak{F}_s$  is a  $d^2 \times d^2$  matrix. This matrix is block-diagonal, as it preserves the  $d$  different 2-qudit subspaces of fixed total charge, each of dimension  $d$ . We call  $|0, 0\rangle$  the zero particle state. The string Fourier transformation of the zero particle state is the maximally-entangled, resource state

$$\mathfrak{F}_s|0, 0\rangle = |\text{Max}\rangle = \frac{1}{\sqrt{d}} \sum_{k=0}^{d-1} |k, -k\rangle. \quad (70)$$

The diagrammatic representation of the resource state is in Fig. 11. We use this resource state diagram to connect diagrams belonging to two persons in a quantum network. In a communication protocol between Alice and Bob, only strings of the resource state are allowed to connect them. Using the resource state costs 1 edit.

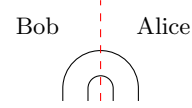


FIG. 11. Diagrammatic resource state: Only the strings in the resource state are allowed to pass the red (dashed) line between Alice and Bob. (The red line is only for explanation, not a part of the protocol.)

On 2-qudits,  $\mathfrak{F}_s$  is a local transformation,

$$\begin{aligned} \mathfrak{F}_s &= (G^{-1} \otimes G) C_{1,X}^{-1} (F \otimes 1) C_{1,X} , \\ &= C_{X,1}^{-1} (1 \otimes F) C_{X,1} (G \otimes G^{-1}) . \end{aligned} \quad (71)$$

Note that  $G^{-1} \otimes G$  is identity on 0-charge 2-qudits, so

$$\mathfrak{F}_s|0, 0\rangle = C_{1,X}^{-1} (F \otimes 1) |0, 0\rangle. \quad (72)$$

The right side of this expression is the original formula for the resource state.

We have shown that the negative braid



acts on a qudit basis  $|\ell\rangle$  as a local transformation  $\omega^{-1/2} G$ . It acts on the second and third strings of a 2-qudit as

$$b_{2,3,-} = \begin{array}{c} \diagup \\ \diagdown \end{array} \begin{array}{c} \diagdown \\ \diagup \end{array} \quad (73)$$

Then

$$\begin{aligned} b_{2,3,-} &= \omega(1 \otimes G^{-1}) \mathfrak{F}_s (G^{-1} \otimes 1) \\ &= \omega C_{1,X}^{-1} (G^{-1} F G^{-1} \otimes 1) C_{1,X} \\ &= \omega C_{X,1}^{-1} (1 \otimes G^{-1} F G^{-1}) C_{X,1} . \end{aligned}$$

Thus  $b_{2,3,-}$  is a local transformation.

## H. Topological quantum computer

The matrices  $X, Y, Z, F, G$  generate the 1-qudit Clifford group. The string Fourier transformation on 2-qudits generates the controlled transformation  $C_Z$ :  $C_Z = (GF^{-1} \otimes FG^{-1})\mathfrak{F}_s(1 \otimes F^{-1}G^{-1})$ . Thus,  $X, Y, Z, F, G, \mathfrak{F}_s$  generate the  $n$ -qudit Clifford group.

In particular, the string Fourier is a topological quantum computer, as it generates any unitary transformations, along with 1-qudit transformations.

### 1. String Fourier transform $\mathfrak{F}_s$ for general $n$ -qudits

The diagram in Fig. 10 suggests that there is another formula for  $\mathfrak{F}_s$  given by the braid. Let  $b_{i,i+1,-}$  be the negative braid on the  $i^{\text{th}}$  and  $(i+1)^{\text{th}}$  string. Each such transformation is local. Therefore we obtain the representation of the string Fourier transformation as the local transformation on  $n$  qudits,

$$\begin{aligned} \mathfrak{F}_s &= \frac{1}{\sqrt{\omega}} b_{2n-1,2n,-} b_{2n-2,2n-1,-} \cdots b_{1,2,-} \\ &= \frac{1}{\sqrt{\omega}} \prod_{i=1}^{2n-1} b_{i,i+1,-}, \end{aligned} \quad (74)$$

with the order in the product for increasing indices from right to left.

We calculate the matrix elements  $\langle \vec{\ell} | \mathfrak{F}_s | \vec{k} \rangle$  of  $\mathfrak{F}_s$  in the qudit basis  $|\vec{k}\rangle = |k_1, k_2, \dots, k_n\rangle$ , and the dual qudit basis  $\langle \vec{\ell} | = \langle \ell_1, \ell_2, \dots, \ell_n |$ . The diagrammatic answer is given in (75), namely

$$= \omega_{\vec{\ell}, \vec{k}} \left( \begin{array}{c} \vec{k} \\ -\vec{\ell} \end{array} \right), \quad (75)$$

where

$$\omega_{\vec{\ell}, \vec{k}} = \zeta^{|\vec{\ell}|^2} \prod_{1 \leq j_1 < j_2 \leq n} q^{-\ell_{j_1} k_{j_2}}. \quad (76)$$

Thus the transformation  $\mathfrak{F}_s$  can be realized as a  $d^n \times d^n$  matrix, with matrix elements

$$\langle \vec{\ell} | \mathfrak{F}_s | \vec{k} \rangle = d^{\frac{1-n}{2}} \omega_{\vec{\ell}, \vec{k}} \delta_{|\vec{\ell}|, |\vec{k}|}. \quad (77)$$

Similarly the matrix elements of the inverse string Fourier transformation on  $n$ -qudits are

$$\langle \vec{\ell} | \mathfrak{F}_s^{-1} | \vec{k} \rangle = d^{\frac{1-n}{2}} \bar{\omega}_{\vec{\ell}, \vec{k}} \delta_{|\vec{\ell}|, |\vec{k}|}. \quad (78)$$

Moreover,

$$\mathfrak{F}_s^{2n} |\vec{k}\rangle = q^{|\vec{k}|^2} |\vec{k}\rangle. \quad (79)$$

The string Fourier transform and its inverse map  $n$ -qudit product states to maximally entangled states. In particular, if  $\vec{0} = (0, 0, \dots, 0)$ , we call  $|\vec{0}\rangle$  the “zero particle state.” Then applying  $\mathfrak{F}_s$  to this state, we obtain the maximally-entangled  $n$ -qudit resource state,

$$|\text{Max}\rangle = \mathfrak{F}_s |\vec{0}\rangle = \frac{1}{d^{\frac{n-1}{2}}} \sum_{|\vec{k}|=0} |\vec{k}\rangle = \mathfrak{F}_s^{-1} |\vec{0}\rangle. \quad (80)$$

We remark that the coefficient of each term  $|\vec{k}\rangle$  in the sum in (80) is 1, because we have chosen the decreasing basis  $|\vec{k}\rangle_{\searrow}$  for our qudits.

We say that a protocol costs 1  $n$ -edit, when it uses this resource state. The protocol for the resource state is given in Fig. 4.

## I. Entropy for $n$ -qudit Entanglement

There are several possible ways to define the entanglement entropy for multi-qudits. We give one particular definition for an  $n$ -qudit density matrix  $\rho$ . Let  $S$  denote a proper subset of  $\{1, 2, \dots, n\}$  and  $S'$  its complement. Define the entanglement entropy for the set  $S$  as

$$\mathcal{E}_S(\rho) \equiv \mathcal{E}(\text{tr}_{S'}(\rho)), \quad (81)$$

where  $\mathcal{E}$  denotes the von Neumann entropy and  $\text{tr}_{S'}$  denotes the partial trace on  $S'$ . This generalizes the definition in the 2-qudit case.

Then

$$\mathcal{E}_S(\rho_{\text{Max}}) = -\frac{1}{d^{|S|}} \ln \frac{1}{d^{|S|}}, \quad (82)$$

where  $\rho_{\text{Max}}$  is the density matrix corresponding to the state  $|\text{Max}\rangle$ . For this reason we prefer the state  $|\text{Max}\rangle$  as the resource state for  $n$ -qudits, rather than  $|\text{GHZ}\rangle$ , although one is the Fourier transform of the other.

## J. Measurement Dictionary II

We give a dual 2-qudit as a double-cup diagram in (83), (84). The two corresponding protocols are given in Fig. 12, 17 depending on the choice of the control qudit. They are equivalent to the protocol for measurement in phase space.

Now we complete the dictionary of our holographic software. We can use this dictionary to translate diagrammatic protocols to algebraic ones. We use four elementary algebraic tricks to simplify the algebraic protocols; we illustrate them in Figs. 13–16.

$$(83)$$

$$(84)$$

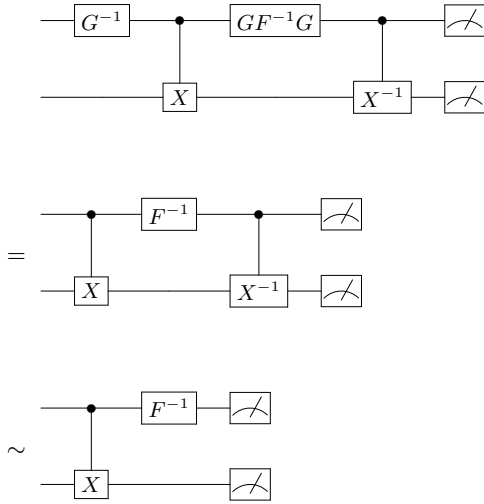


FIG. 12. Measurement in the phase space: The first protocol is translated from the double-cup diagram on the right of (83), where the measurement of the first and the second meters are  $\ell_1$  and  $\ell_2$  respectively. It is simplified as the second protocol using tricks in Figs. 13, 14. It is equivalent to the measurement in the phase space using the trick in Fig. 15.

$$(85)$$

FIG. 13. Trick 1: The control gate commutes with the phase transformation on the control qudit.

$$(86)$$

FIG. 14. Trick 2: The phase transformation does not affect measurement of the meter, so we can remove it.

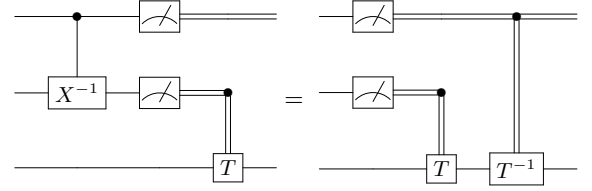


FIG. 15. Trick 3: We can remove the controlled transformation  $C_{X,1}^{-1}$  before the double meters by changing the measurement controlled gate.

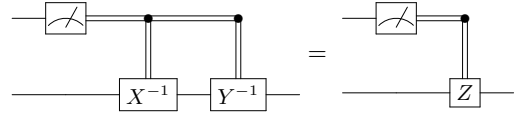


FIG. 16. Trick 4: Since  $Y^{-i}X^{-i} = \zeta^{-i^2}Z^i$ , and the phase does not count in the protocol, we can simplify meter-controlled transformations as in Fig. 18

#### IV. DIAGRAMMATIC IDENTIFICATION FOR PROTOCOLS

In this section we illustrate the robustness of the diagrammatic method, by giving examples. We identify the standard teleportation protocol. As mentioned in the introduction, in a separate paper we present the new CT-protocol.

Here we also construct a protocol to produce the  $n$ -qudit resource state  $|\text{Max}\rangle$  for  $n$  persons. This protocol requires using  $(n-1)$  usual 2-edits, and  $(n-1)$  cdots. This cost is minimal, as is the cost in time, which is the transmission of one cdit.

When we translate between a diagrammatic realization of a protocol and an algebraic realization of that protocol, an overall (global) phase is irrelevant. It does not affect a quantum-mechanical vector state, even though in this paper we often do keep track of this phase.

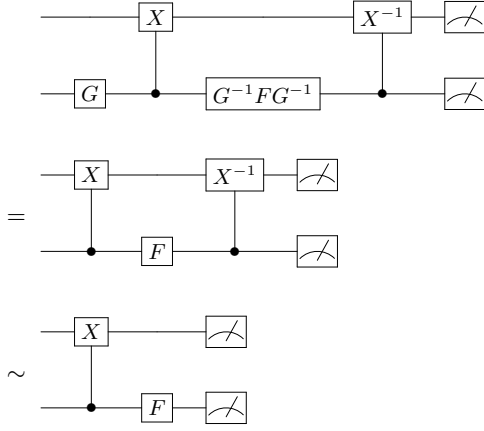
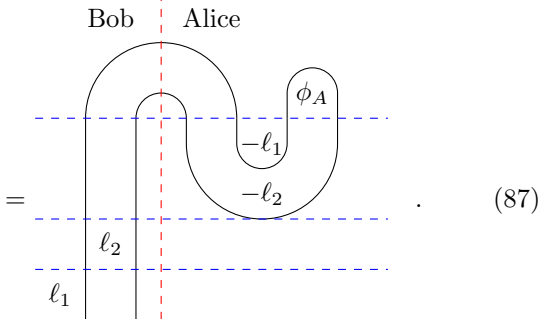
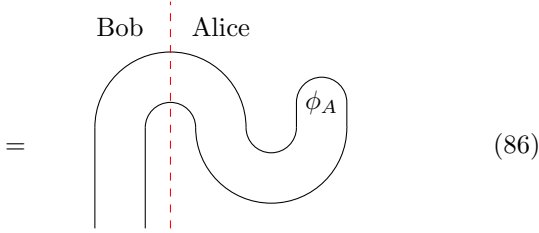
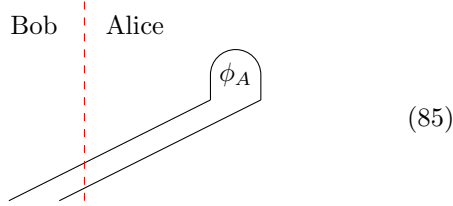


FIG. 17. Measurement in the phase space. This protocol is a translation of (84).

### A. Teleportation

The diagram for standard qudit teleportation is



In (86), we regularize the diagram, so that the string across the dotted line is the resource state  $|\text{Max}\rangle$ . In (87), we add charges  $-\ell_1, -\ell_2$  to the double-cup dual qudit. (That means Alice measures the qudits by the meters and the measurements are  $\ell_1$  and  $\ell_2$ .) Moreover, we make up  $\ell_1, \ell_2$  on the corresponding strings. (That

means Alice transmits the cbits to Bob, and Bob applies the corresponding transformations.)

Using our dictionary, we can translate the diagrammatic protocol in (87) piecewise to an algebraic protocol illustrated in Fig. 18. When  $d = 2$ , it is exactly the original qubit teleportation protocol.

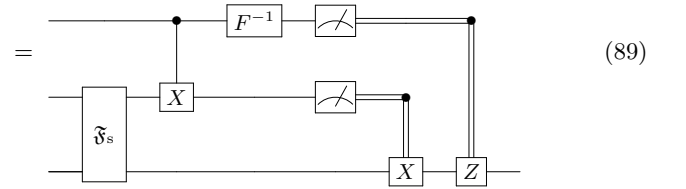
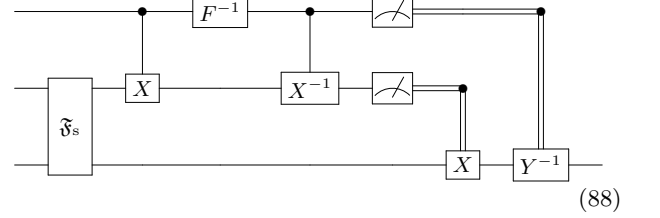


FIG. 18. Teleportation protocol: Measurement in the phase space: The first protocol is translated from the diagrammatic protocol in Equation 87. It is simplified as the second protocol using tricks in Figs. 15 and 16.

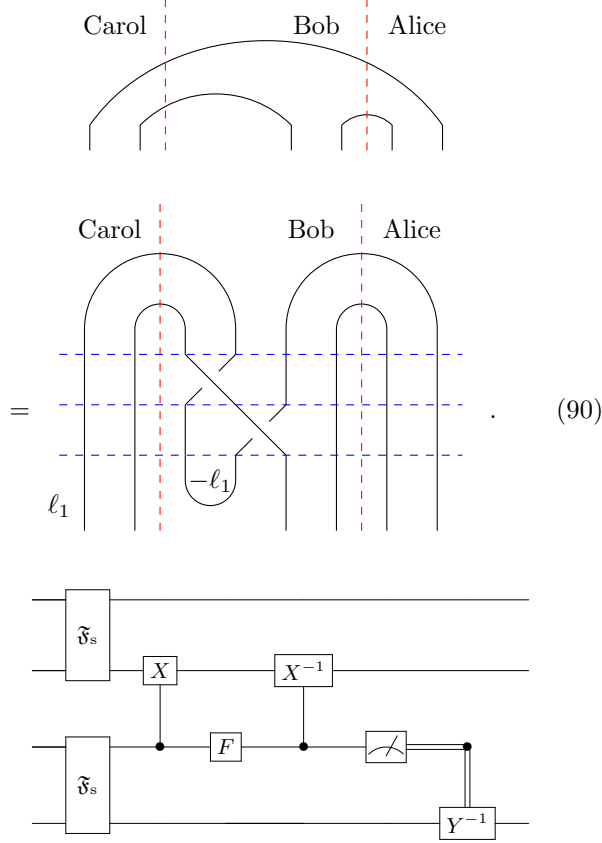
### B. $n$ -qudit resource state

We introduce the  $n$ -qudit resource state in (80). We can construct the  $n$ -qudit resource state using  $(n - 1)$  of the 2-qudit resource states. We give the diagrammatic protocol in (90) and the algebraic protocol in Fig. 19 for the case  $n = 3$ . One can easily generalize the protocol to the case for arbitrary  $n$ .

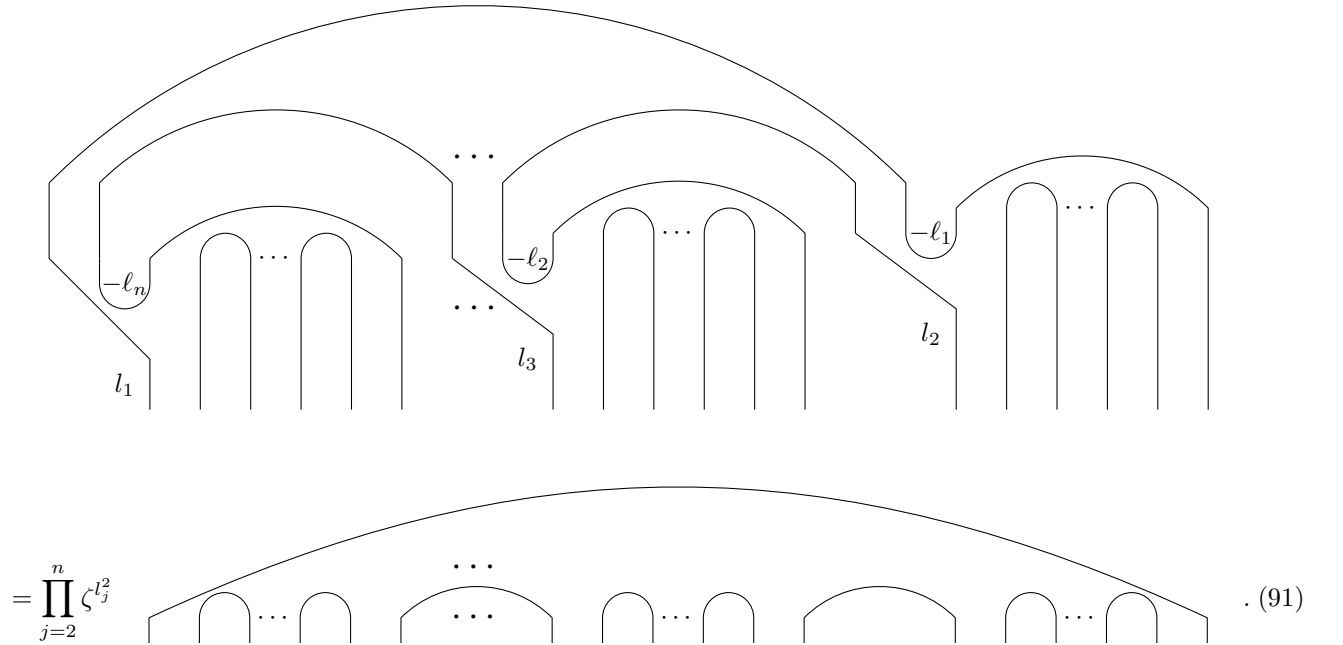
For the case  $n = 3$  this entanglement protocol indicates how to construct a corresponding swapping protocol. It also shows that the usual swapping protocol wastes entanglement.

The point is that the usual swapping protocol uses the resource state between Alice and Bob, as well as the resource state between Bob and Carol. The result is a resource state between Alice and Carol. However, using our protocol we construct one resource state among the three persons: Alice, Bob, and Carol. In this way we do not lose the entanglement between Alice and Bob or between Bob and Carol. We can recover the resource state between one pair by measuring the qudit of the third person.

## C. The BVK Protocol

FIG. 19. The construction of the  $n$ -edit resource for  $n = 3$ .

Here we give a more general construction of  $|\text{Max}\rangle$  for multiple parties with multiple persons, motivated by the Bose-Verdral-Knight protocol [5], and the challenge of Kimble to entangle nodes across a network for a quantum internet [18]. Suppose there are  $n$  parties and the  $j^{\text{th}}$  party has  $n_j$  persons with a shared resource state  $|\text{Max}\rangle$ . In each party there is one leader who shares an extra resource state  $|\text{Max}\rangle$  for all members among the  $n$  parties. We illustrate this situation with a diagrammatic protocol in (91). We illustrate the corresponding algebraic protocol in Fig. 20.



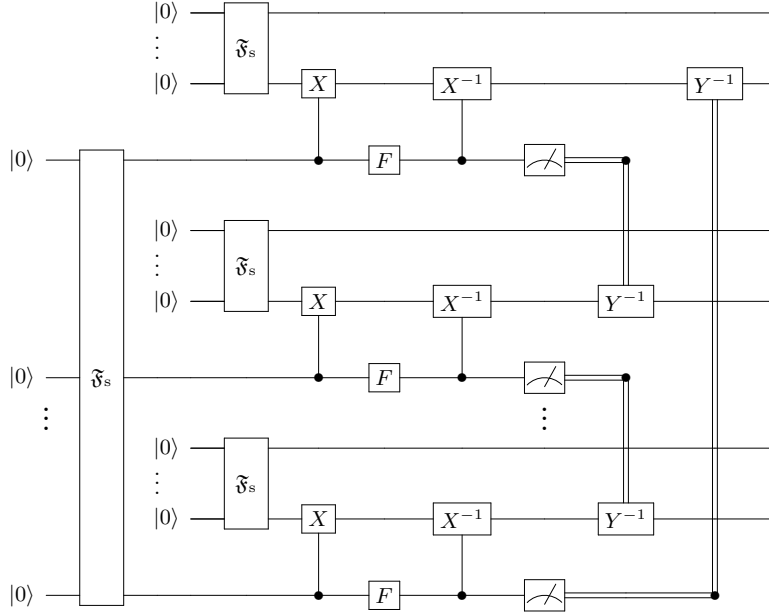


FIG. 20. The algebraic protocol for the construction of the resource state for multi-parties corresponding to the diagram in (91).

## ACKNOWLEDGMENTS

This research was supported in part by a grant from the Templeton Religion Trust. We are also grateful for hospitality at the FIM of the ETH-Zurich, where part of this work was carried out. We thank Daniel Loss, Renato Renner, and Matthias Troyer for discussions.

- 
- [1] C. H. Bennett, G. Brassard, C. Crépeau, R. Jozsa, A. Peres, and W. K. Wootters, Teleporting an unknown quantum state via dual classical and Einstein-Podolsky-Rosen Channels, *Phys. Rev. Lett.* **70**, (1993) 1895, <http://journals.aps.org/prl/abstract/10.1103/PhysRevLett.70.1895>.
  - [2] A. M. Jaffe, Z. Liu, and A. Wozniakowski, Compressed Teleportation, preprint.
  - [3] D. M. Greenberger, M. A. Horne, and A. Zeilinger, Going beyond Bell's theorem, <http://arxiv.org/abs/0712.0921> in *Bell's theorem, quantum theory, and conceptions of the universe*, M. Kafakos, editor, Vol. 37 of "Fundamental Theories of Physics," Springer Verlag, Heidelberg (1989), doi:10.1007/978-94-017-0849-4.
  - [4] M. Żukowski, A. Zeilinger, M. A. Horne, and A. K. Ekert, "Event-ready-detectors" Bell experiment via entanglement swapping, *Phys. Rev. Lett.* **71**, (1993) 4287–4290, doi:10.1103/PhysRevLett.71.4287.
  - [5] S. Bose, V. Vedral, and P. L. Knight, Multiparticle generalization of entanglement swapping, *Phys. Rev. A* **57**, (1998) 822–829, doi:10.1103/PhysRevA.60.194.
  - [6] M. A. Nielsen and I. L. Chuang, Programmable quantum gate arrays, *Phys. Rev. Lett.* **79**, (1997) 321, <http://journals.aps.org/prl/abstract/10.1103/PhysRevLett.79.321>.
  - [7] A. Sørensen and K. Mølmer, Error-free quantum communication through noisy channels, *Phys. Rev. A* **58**, (1998) 2745, <http://journals.aps.org/pra/abstract/10.1103/PhysRevA.58.2745>.
  - [8] D. Gottesman and I. L. Chuang, Demonstrating the viability of universal quantum computation using teleportation and single-qubit operations, *Nature* **402**, (1999) 390–393, doi:10.1038/46503.
  - [9] P. van Loock and S. L. Braunstein, Multipartite entanglement for continuous variables: a quantum teleportation network, *Phys. Rev. Lett.* **84**, (2000) 3482, <http://journals.aps.org/prl/abstract/10.1103/PhysRevLett.84.3482>.
  - [10] X. Zhou, D. W. Leung, and I. L. Chuang, Methodology for quantum logic gate construction, *Phys. Rev. A* **62**, (2000) 052316, <http://journals.aps.org/pra/abstract/10.1103/PhysRevA.62.052316>.
  - [11] J. Eisert, K. Jacobs, P. Papadopoulos, and M. B. Plenio, Optimal local implementation of non-local quantum gates, *Phys. Rev. A* **62**, (2000) 052317, <http://journals.aps.org/pra/pdf/10.1103/PhysRevA.62.052317>.
  - [12] S. F. Huelga, J. A. Vaccaro, A. Chefles, and M. B. Plenio, Quantum remote control: teleportation of unitary operations, *Phys. Rev. A* **63**, (2001)

- 042303, <http://journals.aps.org/pr/abstract/10.1103/PhysRevA.63.042303>.
- [13] B. Reznik, Y. Aharonov, and B. Groisman, Remote operations and interactions for systems of arbitrary-dimensional hilbert space: state-operator approach, *Phys. Rev. A* **65**, (2002) 032312, <http://journals.aps.org/pr/abstract/10.1103/PhysRevA.65.032312>.
- [14] N. B. Zhao and A. M. Wang, Hybrid protocol of remote implementations of quantum operations, *Phys. Rev. A* **76**, (2007) 062317, <http://journals.aps.org/pr/abstract/10.1103/PhysRevA.76.062317>.
- [15] L. Yu, R. B. Griffiths, and S. M. Cohen, Efficient implementation of bipartite nonlocal unitary gates using prior entanglement and classical communication, *Phys. Rev. A* **81**, (2010) 062315, <http://journals.aps.org/pr/abstract/10.1103/PhysRevA.81.062315>.
- [16] S. Luo and A. M. Wang, Remote implementations of partially unknown quantum operations and its entanglement costs, (2013), <http://arxiv.org/pdf/1301.5866.pdf>.
- [17] S. Hu, W.-X. Cui, D.-Y. Wang, C.-H. Bai, Q. Guo, H.-F. Wang, A.-D. Zhu, and S. Zhang, Teleportation of a Toffoli gate among distant solid-state qubits with quantum dots embedded in optical microcavities, *Nature: Scientific Reports* **5** (2015) 11321, [doi:10.1038/srep11321](https://doi.org/10.1038/srep11321).
- [18] H. J. Kimble, The quantum internet, *Nature* **453** (2008), 1023–1030, [doi:10.1038/nature07127](https://doi.org/10.1038/nature07127).
- [19] A. M. Jaffe and Z. Liu, Planar para algebras, reflection positivity, to appear, <http://arxiv.org/abs/1602.02662>.
- [20] D. Gottesman, The Heisenberg representation of quantum computers, *Talk at International Conference on Group Theoretic Methods in Physics* (1998), <http://arxiv.org/pdf/quant-ph/9807006v1.pdf>.
- [21] G. Vidal, Efficient classical simulation of slightly entangled quantum computations, *Phys. Rev. A* **70**, (2004) 052328, <http://journals.aps.org/prl/abstract/10.1103/PhysRevLett.91.147902>.
- [22] S. Aaronson and D. Gottesman, Improved simulation of stabilizer circuits, *Phys. Rev. Lett.* **91**, (2003) 147902, <http://journals.aps.org/pr/abstract/10.1103/PhysRevA.70.052328>.
- [23] A. Kitaev, Fault-tolerant quantum computation by anyons, *Ann. Phys.* **303** (2003), 2–30, [arXiv:quant-ph/9707021](https://arxiv.org/abs/quant-ph/9707021), [doi:10.1016/S0003-4916\(02\)00018-0](https://doi.org/10.1016/S0003-4916(02)00018-0).
- [24] A. M. Jaffe and B. Janssens, Characterization of reflection positivity, *Commun. Math. Phys.*, (2016), [doi:10.1007/s00220-015-2545-z](https://doi.org/10.1007/s00220-015-2545-z).
- [25] A. M. Jaffe and F. L. Pedrocchi, Reflection positivity for parafermions, *Commun. Math. Phys.*, **337** (2015), 455–472, [doi:10.1007/s00220-015-2340-x](https://doi.org/10.1007/s00220-015-2340-x).
- [26] M. H. Freedman, A. Kitaev, M. J. Larsen, and Z. Wang, Topological quantum computation, *Bulletin of the American Mathematical Society* Volume 40, Number 1, (2002), 31–38, [doi:10.1090/S0273-0979-02-00964-3](https://doi.org/10.1090/S0273-0979-02-00964-3).
- [27] V. F. R. Jones, Index for subfactors, *Invent. Math.* **72** (1983), 1–25, <http://link.springer.com/article/10.1007%2FBF01389127?LI=true>.
- [28] V. F. R. Jones, A polynomial invariant for links via von Neumann algebras, *Bull. Amer. Math. Soc.* **12** (1985), 103–111, <http://www.ams.org/journals/bull/1985-12-01/S0273-0979-1985-15304-2/S0273-0979-1985-15304-2.pdf>.
- [29] V. F. R. Jones, Hecke algebra representations of braid groups and link polynomials, *Ann. of Math* **126** (1987), no. 2, 335–388, [doi:10.2307/1971403](https://doi.org/10.2307/1971403).
- [30] E. Witten, Topological quantum field theory, *Comm. Math. Phys.* **117** (1988), no. 3, 353–386, [http://projecteuclid.org/download/pdf\\_1/euclid.cmp/1104161738](http://projecteuclid.org/download/pdf_1/euclid.cmp/1104161738).
- [31] M. F. Atiyah, Topological quantum field theories, *Publications Mathématiques de l’IHÉS* **68** (1988), 175–186, [doi:10.1007/BF02698547](https://doi.org/10.1007/BF02698547).
- [32] D. Deutsch, Quantum computational networks, *Proceedings of the Royal Society of London. Series A, Mathematical and Physical Sciences*, Vol. 425, No. 1868 (1989), 73–90, [doi:10.1098/rspa.1989.0099](https://doi.org/10.1098/rspa.1989.0099).
- [33] V. F. R. Jones, Baxterization, *Inter. J. Modern Physics A* **6** (1991), no. 12, 2035–2043, [doi:10.1142/S0217751X91001027](https://doi.org/10.1142/S0217751X91001027).
- [34] R. Baxter, Eight-vertex model in lattice statistics and one-dimensional anisotropic Heisenberg chain I, II, III, *Ann. Phys.* **76** (1973), 1–24, 25–47, 48–71, [doi:10.1016/0003-4916\(73\)90439-9](https://doi.org/10.1016/0003-4916(73)90439-9), [doi:10.1016/0003-4916\(73\)90440-5](https://doi.org/10.1016/0003-4916(73)90440-5), [doi:10.1016/0003-4916\(73\)90441-7](https://doi.org/10.1016/0003-4916(73)90441-7).
- [35] C. N. Yang, Some exact results for the many-body problem in one dimension with repulsive delta-function interaction, *Phys. Rev. Lett.*, **19** (1967), 1312–1315, [doi:10.1103/PhysRevLett.19.1312](https://doi.org/10.1103/PhysRevLett.19.1312).
- [36] V. Fateev and A. B. Zamolodchikov, Self-dual solutions of the star-triangle relations in  $\mathbb{Z}_N$ -models, *Physics Letters* **92A** (1982), 37–39, [doi:10.1016/0375-9601\(82\)90736-8](https://doi.org/10.1016/0375-9601(82)90736-8).
- [37] J. Fröhlich, New super-selection sectors (“Soliton-States”) in two-dimensional Bose quantum field models, *Commun. Math. Phys.* **47** (1976), 269–310, [http://projecteuclid.org/download/pdf\\_1/euclid.cmp/1103899761](http://projecteuclid.org/download/pdf_1/euclid.cmp/1103899761).
- [38] J. Fröhlich, Statistics of fields, the Yang-Baxter equation, and the theory of knots and links, in *Non-Perturbative Quantum Field Theory*, G. ’t Hooft et al. (eds.) New York, Plenum Press 1988, [doi:10.1007/978-1-4613-0729-7\\_4](https://doi.org/10.1007/978-1-4613-0729-7_4).
- [39] J. Schliemann, D. Loss, A. H. MacDonald, Double-occupancy errors, adiabaticity, and entanglement of spin qubits in quantum dots, *Phys. Rev. B* **63** (2001), 085311, [doi:10.1103/PhysRevB.63.085311](https://doi.org/10.1103/PhysRevB.63.085311).
- [40] J. Schliemann, J. Ignacio Cirac, M. Kuś, M. Lewenstein, and D. Loss, Quantum correlations in two-fermion systems, *Phys. Rev. A* **64**, (2001) 022303, [doi:10.1103/PhysRevA.64.022303](https://doi.org/10.1103/PhysRevA.64.022303).
- [41] L. Kauffman and S. Lomonaco Jr., Braiding operators are universal quantum gates, *New J. Phys.* **6** (2004) 134, [doi:10.1088/1367-2630/6/1/134](https://doi.org/10.1088/1367-2630/6/1/134).
- [42] C. Jiang, Z. Liu and J. Wu, Noncommutative uncertainty principles, *Jour. Funct. Anal.* **270.1** (2016), 264–311, [doi:10.1016/j.jfa.2015.08.007](https://doi.org/10.1016/j.jfa.2015.08.007).