

Tuning of magnetic quantum criticality in artificial Kondo superlattice CeRhIn₅/YbRhIn₅

T. Ishii¹, R. Toda¹, Y. Hanaoka¹, Y. Tokiwa^{1,2}, M. Shimozawa³, Y. Kasahara¹,
R. Endo¹, T. Terashima², A. H. Nevidomskyy⁴, T. Shibauchi⁵, and Y. Matsuda¹

¹*Department of Physics, Kyoto University, Kyoto 606-8502, Japan*

²*Research Center for Low Temperature and Materials Science, Kyoto University, Kyoto 606-8501, Japan*

³*Institute for Solid State Physics, University of Tokyo, Kashiwa 277-8581, Japan*

⁴*Department of Physics and Astronomy, Rice University, 6100 Main St., Houston, TX 77005, USA and*

⁵*Department of Advanced Materials Science, University of Tokyo, Chiba 277-8561, Japan*

The effects of reduced dimensions and the interfaces on antiferromagnetic quantum criticality are studied in epitaxial Kondo superlattices, with alternating n layers of heavy-fermion antiferromagnet CeRhIn₅ and 7 layers of normal metal YbRhIn₅. As n is reduced, the Kondo coherence temperature is suppressed due to the reduction of effective Kondo screening. The Néel temperature is gradually suppressed as n decreases and the quasiparticle mass is strongly enhanced, implying dimensional control toward quantum criticality. Magnetotransport measurements reveal that a quantum critical point is reached for $n = 3$ superlattice by applying small magnetic fields. Remarkably, the anisotropy of the quantum critical field is opposite to the expectations from the magnetic susceptibility in bulk CeRhIn₅, suggesting that the Rashba spin-orbit interaction arising from the inversion symmetry breaking at the interface plays a key role for tuning the quantum criticality in the two-dimensional Kondo lattice.

In Kondo lattices consisting of a periodic array of localized spins which are coupled to conduction electrons, a very narrow conduction band is formed at sufficiently low temperatures through the Kondo effect [1]. Such systems are realized in intermetallic heavy-fermion metals, which contain a dense lattice of certain lanthanide ($4f$) and actinide ($5f$) ions. In particular, in Ce($4f$)-based compounds, strong electron correlations strikingly enhance the quasiparticle (QP) effective mass to about 100 times or more of the bare electron mass, resulting in a heavy Fermi liquid state. In the strongly correlated electron systems, non-Fermi liquid behavior, associated with the quantum fluctuations near a quantum critical point (QCP), a point at which a material undergoes a second-order transition from one phase to another at absolute zero temperature [2], has been one of the central issues. The heavy-fermion systems are particularly suitable for this study, because the ground state can be tuned readily by control parameters other than temperature, such as magnetic field, pressure, or chemical substitution [3]. As a result of the many-body effects within the narrow band in these heavy-fermion compounds, a plethora of fascinating properties have been reported in the vicinity of a QCP.

Recently, a state-of-the-art molecular beam epitaxy (MBE) technique has been developed to fabricate an artificial Kondo superlattice, a superlattice with alternating layers of Ce-based heavy-fermion compounds and non-magnetic conventional metals with a few atomic layers thick [4]. These artificially engineered materials provide a new platform to study the properties of two-dimensional (2D) Kondo lattices, in contrast to the three-dimensional bulk materials. In the previously studied CeCoIn₅/YbCoIn₅ superlattices [4], where CeCoIn₅ is a

heavy-fermion superconductor and YbCoIn₅ is a conventional metal, each Ce-block layer (BL) is magnetically decoupled from the others, since the Ruderman-Kittel-Kasuya-Yoshida interaction between the spatially separated Ce-BLs is negligibly small due to the presence of the nonmagnetic spacer Yb-BLs. Moreover, the large Fermi velocity mismatch across the interface between heavy-fermion and nonmagnetic metal layers significantly reduces the transmission probability of heavy QPs [5]. In fact, it has been shown that the superconducting heavy QPs as well as the magnetic fluctuations are well confined within the 2D Ce-BLs, as revealed by recent studies of upper critical field and site-selective nuclear magnetic resonance [6, 7]. Quantum fluctuations are expected to be more pronounced in reduced spatial dimensions [8], and the artificial Kondo superlattices therefore have an advantage to extend the quantum critical regime without long-range ordering. On the other hand, although the previous studies on CeCoIn₅/YbCoIn₅ superlattices pointed out the importance of the interface between the heavy-fermion and the adjacent normal-metal BLs [9–11], the question of how the interface affects quantum critical phenomena still remains largely unexplored.

Here, to study the magnetic quantum criticality of 2D Kondo lattices, we have fabricated superlattices of CeRhIn₅(n)/YbRhIn₅(7), formed by alternating layers of heavy-fermion CeRhIn₅ [12–14] and normal metal YbRhIn₅ [15]. Bulk CeRhIn₅ shows a long-range antiferromagnetic (AFM) order below $T_N = 3.8$ K at ambient pressure; it orders in an incommensurate magnetic structure with ordering vector $\mathbf{q} = (1/2, 1/2, 0.297)$ [16]. The magnetic order is suppressed by applying pressures and the ground state becomes purely superconducting at $p > p^* \approx 1.95$ GPa with most likely d -wave symmetry,

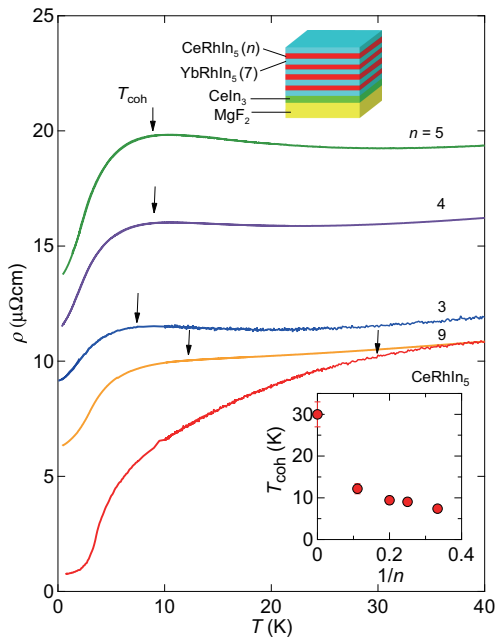


FIG. 1. (Color online) Temperature dependence of resistivity ρ for CeRhIn_5 thin film and $\text{CeRhIn}_5(n)/\text{YbRhIn}_5(7)$ superlattices. The arrows indicate the Kondo coherence temperature T_{coh} . Insets: (top) A schematic representation of the superlattice. (bottom) T_{coh} as a function of $1/n$.

similarly to CeCoIn_5 [17] and CeIrIn_5 [18]. Compared to the previously studied $\text{CeIn}_3/\text{LaIn}_3$ superlattices [4] based on the cubic heavy-fermion antiferromagnet CeIn_3 with higher $T_N = 10$ K and $\mathbf{q} = (1/2, 1/2, 1/2)$ [19], the effect of reduced dimensionality would be more prominent in the present superlattices based on the tetragonal CeRhIn_5 with lower T_N . We show that the reduced dimensionality, achieved by reducing n , leads to the appearance of the QCP at $n \approx 3$. Remarkably, quantum fluctuations in the $n = 3$ superlattice are sensitive to the applied magnetic field and its direction. Based on these results, we discuss the significant effect of the inversion symmetry breaking at the interface on the magnetic quantum criticality in 2D Kondo lattice.

The $\text{CeRhIn}_5(n)/\text{YbRhIn}_5(7)$ Kondo superlattices used for this work were epitaxially grown on MgF_2 substrate using the MBE technique [4]. We first grew CeIn_3 (~ 20 nm) as a buffer layer, on top of which 7 layers of YbRhIn_5 and n layers of CeRhIn_5 were stacked alternatively, in such a way that the total thickness was about 300 nm (see inset in Fig. 1). Figure 1 shows the temperature dependence of the resistivity $\rho(T)$ of the $n = 9, 5, 4$, and 3 superlattices, along with the CeRhIn_5 thin film (300 nm). The resistivity of the thin film reproduces well that of a single crystal. In the thin film and $n = 9$ superlattice, the Kondo coherence temperature T_{coh} is estimated from the maximum in $\rho(T)$ after subtracting the resistivity of nonmagnetic LaRhIn_5 [20] to account for the

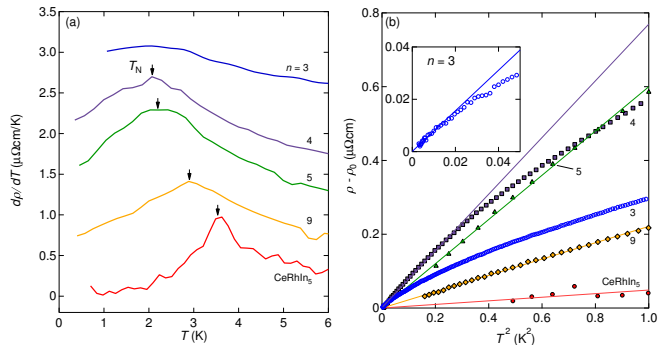


FIG. 2. (Color online) (a) Temperature derivative of the resistivity, $d\rho/dT$, as a function of T for CeRhIn_5 thin film and $\text{CeRhIn}_5(n)/\text{YbRhIn}_5(7)$ superlattices. Arrows indicate the Néel temperature T_N . (b) $\rho - \rho_0$ plotted against T^2 . The solid lines are the fits to the T^2 dependence at the lowest temperatures. The inset displays $\rho - \rho_0$ vs. T^2 for the $n = 3$ superlattice at low temperatures.

phonon contribution. The $\rho(T)$ data in the $n = 5, 4$, and 3 superlattices shows a maximum at T_{coh} without any background subtraction. As shown in the inset of Fig. 1, T_{coh} decreases with increasing $1/n$, indicating that reduced dimensionality dramatically suppresses the Kondo coherence [21]. It is unlikely that the crystal electric field at Ce-site changes significantly in the superlattices, because it is mainly determined by the neighboring Ce, In, and Rh ions. Therefore, the observed suppression of T_{coh} in the superlattices is a many-body effect likely due to the reduction of the effective number of the conduction electrons which participate in the Kondo screening.

It has been reported that the temperature derivative of the resistivity $d\rho/dT$ exhibits a sharp peak at T_N in the bulk CeRhIn_5 . Figure 2(a) depicts $d\rho/dT$ at low temperatures for the thin film and the superlattices. In thin film, $d\rho/dT$ reproduces that of the bulk, indicating the AFM transition at $T_N = 3.8$ K [14]. A distinct peak is also observed in the $n = 9, 5$, and 4 superlattices, suggesting the presence of the AFM order. For the $n = 3$ superlattice, on the other hand, the peak is very broad, and thus, the determination of T_N is ambiguous, which will be discussed later. Obviously, the approach to two dimensions yielded by reducing n enhances quantum fluctuations and thus reduces T_N . To see whether the resistivity obeys the Fermi-liquid expression, $\rho = \rho_0 + AT^2$, where ρ_0 is the residual resistivity and A is the Fermi liquid coefficient, the resistivity at low temperatures is plotted as a function of T^2 in Fig. 2(b). The resistivity of the thin film and $n = 9, 5$, and 4 superlattices are well fitted by $\rho \propto T^2$ in a wide temperature range. On the other hand, as shown in the inset of Fig. 2(b), the T^2 -dependence is observed only at very low temperatures for the $n = 3$ superlattice, consistent with approaching a QCP.

Figure 3 depicts the thickness dependence of T_N and A that is related to the QP effective mass m^* through

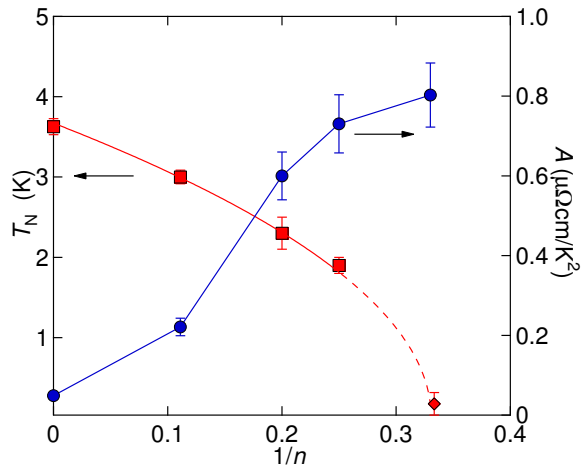


FIG. 3. (Color online) The Néel temperature T_N (left axis) and Fermi liquid coefficient A derived from the expression $\rho = \rho_0 + AT^2$ as a function of $1/n$. T_N for the $n = 3$ superlattice (diamond) is estimated by the temperature below which the Fermi liquid behavior is observed.

the effective specific heat coefficient $\gamma_{\text{eff}} \propto m^*$ and the Kadowaki–Woods Fermi liquid relation, $A/\gamma_{\text{eff}}^2 = 1 \times 10^{-5} \mu\Omega\text{cm}(\text{mol K}^2/\text{mJ})^2$ [22]. Concomitantly with the disappearance of T_N near $n = 3$, A is strikingly enhanced, about 20-fold of its magnitude in the bulk. It is natural to consider that the mass enhancement and the deviation from the Fermi liquid behavior of the resistivity for the $n = 3$ superlattice are caused by the quantum critical fluctuations associated with the QCP in the vicinity of $n = 3$, i.e. dimensional tuning of the quantum criticality.

To further elucidate the nature of the QCP, we study the magnetoresistance and its anisotropy in an applied magnetic field. Figures 4(a) and 4(b) show the evolution of α , the exponent in $\rho(T) - \rho_0 = \Delta\rho(T) \propto T^\alpha$, within the field-temperature ($B-T$) phase diagram of the $n = 3$ superlattice, for the magnetic field applied parallel to the ab plane and c axis, respectively. For both field directions, the exponent α at low temperatures is strongly affected by the magnetic field [23–25]. At $B_c \approx 1.2$ T for $\mathbf{B} \parallel ab$ and $B_c \approx 2$ T for $\mathbf{B} \parallel c$, the non-Fermi liquid behavior ($\alpha \lesssim 1.5$) is observed down to the lowest temperatures and in a largely extended field range at higher temperatures. For $B > B_c$, a broad crossover regime from the non-Fermi liquid state to the field-induced Fermi liquid state at lower temperature is found to occur. Thus, the non-Fermi liquid behavior dominates over a funnel shaped region of the $B-T$ phase for both field directions. We note that similar phase diagrams have been reported in the bulk heavy fermion compound YbRh_2Si_2 [23], which constitutes one of the best studied examples of quantum criticality. In Figs. 4(a) and 4(b), the field dependence of γ_{eff} for the $n = 3$ superlattice estimated from

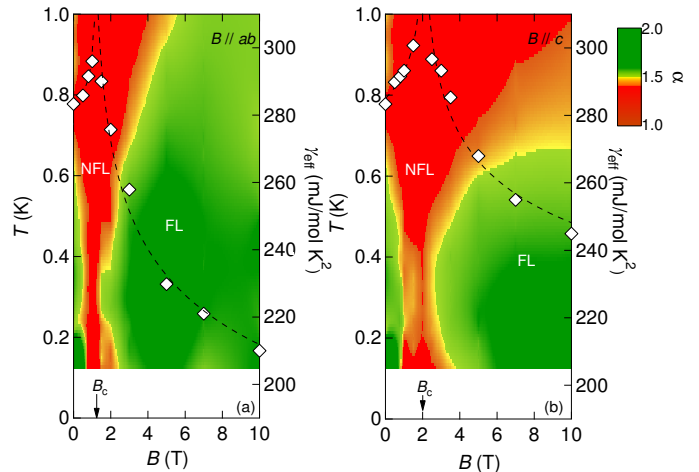


FIG. 4. (Color online) Temperature and magnetic field evolution of the exponent α derived from the expression $\rho(T) = \rho_0 + AT^\alpha$ in the $n = 3$ superlattice (a) for $\mathbf{B} \parallel ab$ and (b) for $\mathbf{B} \parallel c$. The triangles represent the effective specific heat γ_{eff} estimated from the resistivity at the lowest temperatures assuming the T^2 -dependent resistivity (right axis).

the T^2 -dependent resistivity in the Fermi liquid regime is also plotted. As the field approaches B_c from either side, γ_{eff} is rapidly enhanced. These results corroborate the emergence of a field-induced QCP at B_c . Although $d\rho/dT$ does not show a discernible peak for the $n = 3$ superlattice in Fig. 2(a), the Néel temperature is roughly estimated to be $T_N \sim 0.16$ K by the temperature below which the Fermi liquid behavior is observed (see inset of Fig. 2(b)). We conclude that in the present 2D Kondo lattice, quantum fluctuations are sensitive to the applied magnetic field; fields of about 1 T are sufficient to induce a QCP, above which Fermi liquid state with a strongly field-dependent QP mass appears. This small B_c is in sharp contrast to the magnetic field of ≈ 50 T required to suppress T_N in the bulk CeRhIn_5 [26].

The quantum fluctuations are also sensitive to the field direction. It should be noted that in the bulk CeRhIn_5 , magnetic susceptibility perpendicular to the ab plane is much larger than that parallel to the plane, $\chi_c \gg \chi_{ab}$ [13], implying that the field response for $\mathbf{B} \parallel ab$ is expected to be much less sensitive than that for $\mathbf{B} \parallel c$, similar to the case of YbRh_2Si_2 where the magnitudes of B_c for the different field directions are proportional to the magnetic anisotropy. What is remarkable is that, as seen from Figs. 4(a) and 4(b), the quantum fluctuations are more easily suppressed for $\mathbf{B} \parallel ab$ than for $\mathbf{B} \parallel c$. Thus, the anisotropy of the quantum critical field in the present 2D Kondo lattice is opposite to that of the bulk susceptibility. Interestingly, recent high-field study of the bulk CeRhIn_5 finds that the critical value of B_c at $T = 0$ is isotropic [26], although it has been reported that the suppression of T_N by magnetic field occurs more rapidly

for $\mathbf{B} \parallel c$ than for $\mathbf{B} \parallel ab$ at low fields, opposite to what we observe in Fig. 4.

To explain the observed anisotropy of the critical field, we point out the importance of the space inversion symmetry. Here, in the $n = 3$ superlattice, the inversion symmetry is locally broken at the top and bottom layers of the CeRhIn₅ blocks in the immediate proximity to the YbRhIn₅ layers, whereas the symmetry is preserved in the middle layer [7, 9–11]. In the absence of inversion symmetry, asymmetry of the potential in the direction perpendicular to the 2D plane $\nabla V \parallel [001]$ induces Rashba spin-orbit interaction $\alpha_R \mathbf{g}(\mathbf{k}) \cdot \boldsymbol{\sigma} \propto (\mathbf{k} \times \nabla V) \cdot \boldsymbol{\sigma}$, where $\mathbf{g}(\mathbf{k}) = (k_y, -k_x, 0)/k_F$, k_F is the Fermi wave number, and $\boldsymbol{\sigma}$ is the vector of Pauli matrices. The Rashba interaction splits the Fermi surface into two sheets with different spin structures. The energy splitting is given by α_R , and the spin direction is tilted into the plane, rotating clockwise in one sheet and anticlockwise in the other [27]. Since the noncentrosymmetric interface layers occupy two thirds of the CeRhIn₅ layers in the $n = 3$ superlattice, the local inversion symmetry breaking at the interfaces, which results in the Rashba spin-orbit splitting of the Fermi surface, has a significant impact on the magnetic properties. In fact, it has been reported that local inversion symmetry breaking strongly affects the superconducting and magnetic properties in CeCoIn₅/YbCoIn₅ superlattices, leading to the suppression of the Pauli paramagnetic pair breaking effect and magnetic fluctuations at the interface [7, 9–11].

In the presence of the local inversion symmetry breaking at the interfaces, the magnetic anisotropy is expected to be modified. For $\mathbf{B} \perp ab$, the Zeeman splitting $h = g\mu_B J_z B$ enters the energy $\varepsilon_{\mathbf{k}}$ of QPs at the Fermi level quadratically alongside the Rashba interaction: $E_{\pm}(\mathbf{k}) = \varepsilon_{\mathbf{k}} \pm \sqrt{h^2 + \alpha_R^2 |\mathbf{g}(\mathbf{k})|^2}$. Therefore, for weak fields ($h \ll \alpha_R$, which is the case here), the Zeeman effect is quadratic rather than linear in field, and is therefore strongly suppressed. By contrast, for in-plane field $\mathbf{B} \parallel ab$, there is a component of \mathbf{B} parallel to the Rashba-induced spin $\mathbf{g}(\mathbf{k})$, and the Zeeman effect is stronger. Therefore, the magnetic susceptibility for $\mathbf{B} \perp ab$ is expected to be suppressed more strongly than for $\mathbf{B} \parallel ab$. We theoretically analyzed the anisotropy ratio of the magnetic susceptibility, χ_c/χ_{ab} , and found that $\chi_c/\chi_{ab} \sim (\chi_c/\chi_{ab})_{\text{bulk}} \times 12(\delta^2 + \mathcal{O}(\delta^3))$, where $\delta = h/\alpha_R$. We note that the results are robust against the details of the many-body renormalization of the effective mass (see Supplemental Material [28]). Realistic values of the Rashba interaction and material parameters of CeRhIn₅ lead to the estimate of δ in the range (0.02 – 0.1) for field $B = 1$ T, yielding the anisotropy ratio $1/100 \lesssim \chi_c/\chi_{ab} \lesssim 1/10$ [28], which is opposite to the anisotropy of the bulk CeRhIn₅. To confirm this reversed anisotropy of the magnetic susceptibility, more direct measurements which provide microscopic information of the magnetism at the interface, such as site selec-

tive nuclear magnetic resonance, are strongly desired.

In summary, to investigate the physical properties of the two-dimensional Kondo lattice, we fabricated CeRhIn₅(n)/YbRhIn₅(7) superlattices. As the CeRhIn₅ layer thickness is reduced, the effective Kondo screening is largely reduced and the system approaches a quantum critical point in the vicinity of $n = 3$. We find that the quantum critical fluctuations, responsible for the non-Fermi liquid behavior, are very sensitive to the applied magnetic field and its direction. The fields of about 1 T are sufficient to tune the system to the QCP, which is two orders of magnitude smaller than the bulk value. The opposite anisotropy of the quantum critical field between the bulk and $n = 3$ superlattice suggests that the Rashba spin-orbit interaction, arising from the local inversion symmetry breaking at the interface, plays an essential role for the magnetism in this artificially engineered 2D Kondo lattice.

Acknowledgements. We thank Y. Yanase for valuable discussions. This work was supported by Grants-in-Aid for Scientific Research (KAKENHI) (No. 25220710, 15H02014, 15H02106, 15H05457), and Grants-in-Aid for Scientific Research on innovative areas “Topological Materials Science” (No. 15H05852) and “3D Active-Site Science” (No. 26105004) from Japan Society for the Promotion of Science (JSPS). A.H.N. acknowledges the support of the U.S. National Science Foundation grant no. DMR-1350237 and is grateful for the hospitality of the Institute of Solid State Physics, University of Tokyo.

-
- [1] A. C. Hewson, *The Kondo Problem to heavy Fermions* (Cambridge University Press, Cambridge, UK, 1993).
 - [2] S. Sachdev, *Quantum Phase Transition* (Cambridge University Press, Cambridge, UK, 1999).
 - [3] H. Löhneysen, A. Rosch, M. Vojta, P Wölfle, *Rev. Mod. Phys.* **79**, 1015 (2007).
 - [4] H. Shishido, T. Shibauchi, K. Yasu, T. Kato, H. Kontani, T. Terashima, and Y. Matsuda, *Science* **327**, 980 (2010).
 - [5] J.-H. She and A. V. Balatsky, *Phys. Rev. Lett.* **109**, 077002 (2012).
 - [6] Y. Mizukami *et al.*, *Nature Phys.* **7**, 849 (2011).
 - [7] T. Yamanaka, M. Shimozawa, R. Endo, Y. Mizukami, H. Shishido, T. Terashima, T. Shibauchi, Y. Matsuda, and K. Ishida, *Phys. Rev. B* **92**, 241105(R) (2015).
 - [8] P. Monthoux, D. Pines, and G. G. Lonzarich, *Nature* **450**, 1177 (2007).
 - [9] D. Maruyama, M. Sigrist, and Y. Yanase, *J. Phys. Soc. Jpn.* **81**, 034702 (2012).
 - [10] S. K. Goh, Y. Mizukami, H. Shishido, D. Watanabe, S. Yasumoto, M. Shimozawa, M. Yamashita, T. Terashima, Y. Yanase, T. Shibauchi, A. I. Buzdin, and Y. Matsuda, *Phys. Rev. Lett.* **109**, 157006 (2012).
 - [11] M. Shimozawa, S. K. Goh, R. Endo, R. Kobayashi, T. Watashige, Y. Mizukami, H. Ikeda, H. Shishido, Y. Yanase, T. Terashima, T. Shibauchi, and Y. Matsuda, *Phys. Rev. Lett.* **112**, 156404 (2014).

- [12] H. Hegger, C. Petrovic, E. G. Moshopoulou, M. F. Hundley, J. L. Sarrao, Z. Fisk, and J. D. Thompson, *Phys. Rev. Lett.* **84**, 4986 (2000).
- [13] T. Takeuchi *et al.*, *J. Phys. Soc. Jpn.* **70**, 877 (2001).
- [14] G. Knebel, D. Aoki, J-P. Brison and J. Flouquet, *J. Phys. Soc. Jpn.* **77**, 114704 (2008).
- [15] Z. Bukowski, K. Gofryk, D. Kaczorowski, *Solid State Commun.* **134**, 475 (2005).
- [16] W. Bao, P. G. Pagliuso, J. L. Sarrao, J. D. Thompson, Z. Fisk, J. W. Lynn, and R. W. Erwin, *Phys. Rev. B* **62**, R14621(R) (2000)
- [17] K. Izawa, H. Yamaguchi, Y. Matsuda, H. Shishido, R. Settai, and Y. Onuki, *Phys. Rev. Lett.* **87**, 057002 (2001).
- [18] Y. Kasahara, T. Iwasawa, Y. Shimizu, H. Shishido, T. Shibauchi, I. Vekhter, and Y. Matsuda, *Phys. Rev. Lett.* **100**, 207003 (2008).
- [19] J. M. Lawrence, S. M. Shapiro, *Phys. Rev. B* **22**, 4379 (1980).
- [20] H. Shishido *et al.*, *J. Phys. Soc. Jpn.* **71**, 162 (2002).
- [21] D. Groten, G. J. C. van Baarle, J. Aarts, G. J. Nieuwenhuys, and J. A. Mydosh, *Phys. Rev. B* **64**, 144425 (2001).
- [22] H. Kontani, *Rep. Prog. Phys.* **71**, 026501 (2008).
- [23] J. Custers *et al.*, *Nature* **424**, 524 (2003).
- [24] P. Gegenwart, J. Custers, C. Geibel, K. Neumaier, T. Tayama, K. Tenya, O. Trovarelli, and F. Steglich, *Phys. Rev. Lett.* **89**, 056402 (2002).
- [25] S. Kasahara, T. Shibauchi, K. Hashimoto, K. Ikada, S. Tonegawa, R. Okazaki, H. Shishido, H. Ikeda, H. Takeya, K. Hirata, T. Terashima, and Y. Matsuda, *Phys. Rev. B* **81**, 184519 (2010).
- [26] L. Jiao *et al.* *Proc. Natl. Acad. Sci. USA* **112**, 673 (2015).
- [27] Y. A. Bychkov and E. I. Rashba, *JETP Lett.* **39**, 78 (1984).
- [28] See Supplemental Material at [URL will be inserted by publisher], which includes Refs. [13, 20, 27, 29–33], for the theoretical analysis of the anisotropic magnetic susceptibility in the CeRhIn₅(*n*)/YbRhIn₅(7) superlattices in the presence of the Rashba interaction due to local symmetry breaking.
- [29] J. Luo, H. Munekata, F. F. Fang, and P. J. Stiles, *Phys. Rev. B* **41**, 7685 (1990).
- [30] J. Nitta, T. Akazaki, H. Takayanagi, and T. Enoki, *Phys. Rev. Lett.* **78**, 1335 (1997).
- [31] T. Hassenkam, S. Pedersen, K. Baklanov, A. Kristensen, C. B. Sorensen, P. E. Lindelof, F. G. Pikus, and G. E. Pikus, *Phys. Rev. B* **55**, 9298 (1997).
- [32] G. Dresselhaus, *Phys. Rev.* **100**, 580 (1955).
- [33] K. Yamada and K. Yosida, *Prog. Theor. Phys.* **76**, 621 (1986).

SUPPLEMENTAL MATERIAL

Fabrication and characterization of the $\text{CeRhIn}_5(n)/\text{YbRhIn}_5(7)$ superlattices

$\text{CeRhIn}_5/\text{YbRhIn}_5$ superlattices are grown by the molecular beam epitaxy (MBE) technique. The pressure of the MBE chamber was kept at 10^{-7} Pa during the deposition. The (001) surface of MgF_2 with rutile structure ($a = 0.462$ nm, $c = 0.305$ nm) was used as a substrate. The substrate temperature was kept at 550 °C during the deposition. Each metal element was evaporated from Knudsen cell for Ce, Yb, and In, and from electron-beam evaporation for Rh. CeIn_3 (about 20 nm) was first grown on the MgF_2 substrate as a buffer layer. Then, 7-unit-cell-thick (uct) YbRhIn_5 and n -uct CeRhIn_5 layers were grown alternatively, typically repeated 30-50 times. The deposition rate was monitored by a quartz oscillating monitor and the typical deposition rate was 0.03 nm/s.

We characterized the quality of the thin films and superlattices by the measurements of the X-ray diffraction (XRD), reflection high-energy electron diffraction (RHEED), atomic force microscopy, and electrical transport measurements. Fig. S1(a)-(c) shows the XRD patterns for $n = 3, 5, 7, 9$ superlattices, typical RHEED image, and typical atomic force microscopy image, respectively. In the XRD pattern, the positions of the satellite peaks and their asymmetric heights can be reproduced by the step-model simulations ignoring interface and layer-thickness fluctuations, indicating no discernible inter-diffusion across the interfaces. Clear streak pattern in the RHEED image and small surface roughness within 1 nm, comparable to one unit-cell-thickness along the c -axis, demonstrate the epitaxial growth of each layer with atomic flatness.

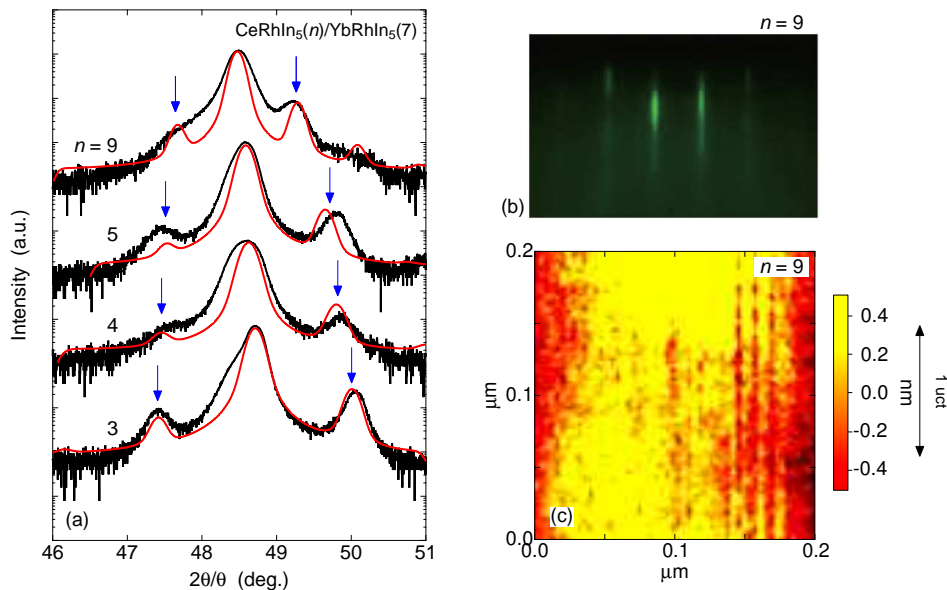


FIG. S1. (a) $\text{Cu K}\alpha_1$ X-ray diffraction patterns for $n = 3, 4, 5, 9$ superlattices around the main (004) peaks. Red lines represent the step-model simulations ignoring the interface and layer-thickness fluctuations. (b) Typical streak patterns of the reflection high-energy electron diffraction image for $n = 9$ superlattice. (c) Typical atomic force microscope image for $n = 9$ superlattice. The surface roughness is within 1 nm, which is comparable to one unit-cell-thickness along the c axis of CeRhIn_5 .

Fig. S2(a) shows the temperature dependence of resistivity up to 300 K. The residual resistivity ρ_0 as well as $\rho(T = 300 \text{ K})$ shows non-monotonic trend, which presumably comes from uncertainties in determining thickness of the superlattice. We would like to note that, in the superlattice, layer-thickness fluctuation in each block layers are small, because of the presence of clear satellite peak in the XRD pattern (Fig. S1(a)). Fig S2(b) shows the residual resistivity ratio, $\rho(T = 300 \text{ K})/\rho_0$, as a function of $1/n$. $\rho(T = 300 \text{ K})/\rho_0$ does not show any clear thickness dependence, implying that no additional disorder is induced by reducing the CeRhIn_5 layers.

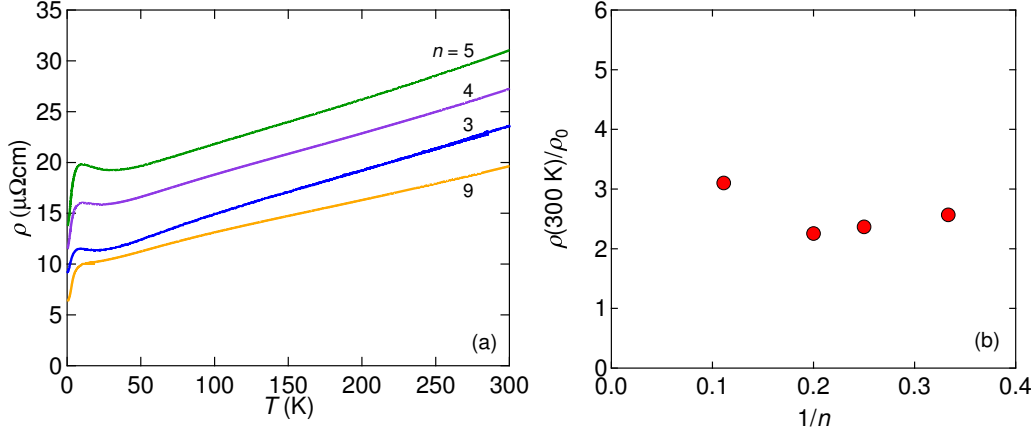


FIG. S2. (a) Temperature dependence of resistivity ρ for the CeRhIn₅(n)/YbRhIn₅(7) superlattices. (b) Residual resistivity ratio, $\rho(300\text{ K})/\rho_0$ as a function of $1/n$.

Magnetotransport measurements in $n = 4$ superlattice

Fig. S3(a) and (b) show the temperature (T) derivative of the resistivity (ρ), $d\rho/dT$, as a function of T for $n = 4$ superlattice in magnetic field parallel to the ab plane ($\mathbf{B} \parallel ab$) and c axis ($\mathbf{B} \parallel c$), respectively. As explained in the main text of the original manuscript, a peak in $d\rho/dT$ suggests the presence of the antiferromagnetic (AFM) order. The peaks in $d\rho/dT$ are observed in all magnetic fields, and are almost field-independent up to 7 T. This is consistent with the bulk CeRhIn₅. Fig. S3(c) is the same plot as Fig. 4 in the manuscript for $n = 4$ superlattice. At low temperature below 1 K, $\rho(T)$ shows the Fermi liquid behavior with $\alpha = 2$ in $\rho(T) = \rho_0 + AT^\alpha$ in the whole field range measured up to 10 T. These results demonstrate that $n = 4$ superlattice show the AFM order and is located far from the quantum critical point (QCP).

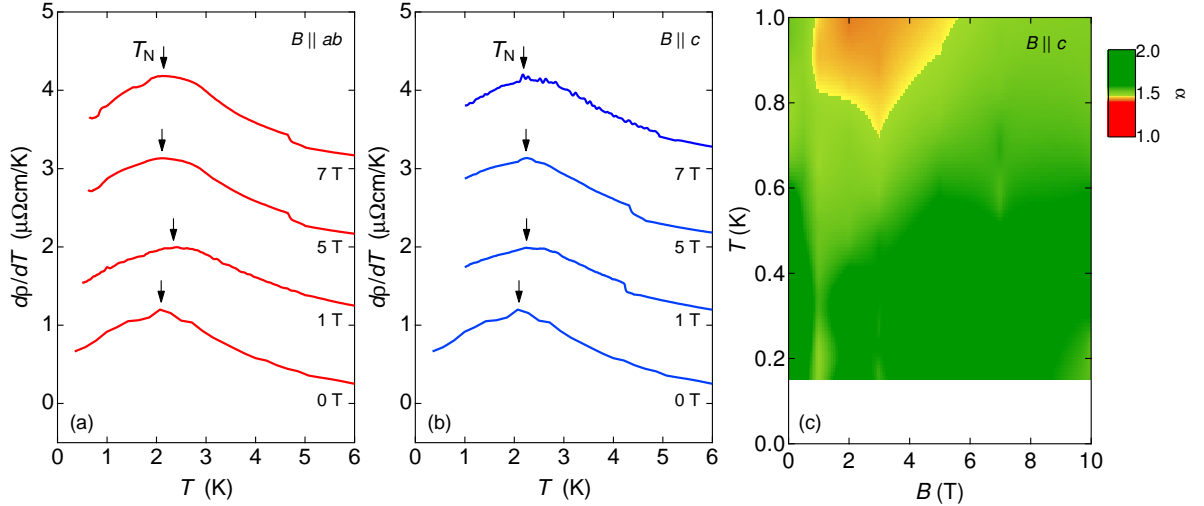


FIG. S3. Temperature (T) derivative of the resistivity, $d\rho/dT$, as a function of T for $n = 4$ superlattices in magnetic field (a) $\mathbf{B} \parallel ab$ and (b) $\mathbf{B} \parallel c$. (c) Temperature and magnetic field evolution of the exponent derived from the expression $\rho(T) = \rho_0 + AT^\alpha$ for $\mathbf{B} \parallel c$ in $n = 4$ superlattice.

Theoretical analysis of the magnetic field anisotropy

In bulk CeRhIn₅, the anisotropy of the susceptibility is such that $\chi_{zz} > \chi_{xx}$. For instance, in field $B = 0.5$ T, the reported magnetization $M_{[001]} = 1.5\mu_B$ whereas $M_{[100]} = 0.80\mu_B$ [1], leading to an estimate of the bulk susceptibility anisotropy $(\chi_{zz}/\chi_{xx})_{\text{bulk}} \approx 1.9$. However in the CeRhIn₅(n)/YbRhIn₅(7) superlattices, our results indicate that the magnetic field response for $\mathbf{B} \parallel ab$ is stronger than for $\mathbf{B} \parallel c$ (see Fig. 4 in the main text), in other words the anisotropy appears to be reversed compared to that of the bulk CeRhIn₅. To understand the origin of this phenomenon, we invoke the Rashba spin-orbit coupling associated with the broken inversion symmetry at the interface between CeRhIn₅ and YbRhIn₅ layers.

The Rashba interaction originates because of the electric field normal (along [001]) to the heterostructure interface, allowed because of the lack of the inversion symmetry in this direction, and has the form [2]

$$H_R = \frac{\alpha}{\hbar}(\boldsymbol{\sigma} \times \mathbf{p})_z = \alpha(k_y\sigma_x - k_x\sigma_y) = \alpha_R \mathbf{g}(\mathbf{k}) \cdot \boldsymbol{\sigma}, \quad (1)$$

where $\mathbf{g}(\mathbf{k}) = (k_y, -k_x, 0)/k_F$ and $\alpha_R = \alpha k_F$. The strength of the electric field (absorbed into the constant $\alpha = \alpha_R/k_F$) takes values in the range $(1 - 10) \times 10^{-10}$ eVcm for a number of well studied semiconductor heterostructures (InAs/GaSb [3], In _{x} Ga _{$1-x$} As/In _{x} Al _{$1-x$} As [4] and GaAs/Al _{x} Ga _{$1-x$} As [5]) depending on the shape of the confining quantum well. For the 2D artificial Kondo superlattices studied here, we provide an estimate of the strength of α towards the end of the Supplemental Material. We note parenthetically that the Dresselhaus spin-orbit effect due to the microscopic crystal field [6] is typically negligible compared to the Rashba effect, which is why it is sufficient to consider only the latter.

In order to keep the discussion more transparent, we shall first consider the effect of the Rashba interaction on the non-interacting electron gas, before generalizing the results to the more realistic case of heavy Fermi liquid that underpins the electronic properties of CeRhIn₅.

A. Non-interacting Electron Case

For transparency, consider first the case of a single non-interacting electron band. Because of the effect of the Rashba interaction, electron spin will precess around the external magnetic field direction \mathbf{B} as a function of the \mathbf{k} -vector. This can be seen as follows: consider first the field in the z -direction perpendicular to the layered superlattice, with the Hamiltonian

$$\hat{H} = \varepsilon_{\mathbf{k}}^{(0)} + h\hat{\sigma}_z + \alpha(k_y\hat{\sigma}_x - k_x\hat{\sigma}_y), \quad (2)$$

where $\varepsilon_{\mathbf{k}}^{(0)}$ is the bare electron band dispersion and $h = g\mu_B J_z B$ is the Zeeman field acting on the z -component of the angular momentum \mathbf{J} . The corresponding energy eigenvalues $E_{\pm}(\mathbf{k}) = \varepsilon_{\mathbf{k}} \pm \sqrt{h^2 + \alpha^2 k_{\perp}^2}$, where $k_{\perp} = \sqrt{k_x^2 + k_y^2}$ denotes the in-plane momentum. This can be rewritten as

$$E_{\pm}(\mathbf{k}) = \varepsilon_{\mathbf{k}}^{(0)} \pm \sqrt{h^2 + \alpha_R^2 |\mathbf{g}(\mathbf{k})|^2}, \quad (3)$$

where for electrons at the Fermi level $|\mathbf{g}(|\mathbf{k}| = k_F)| = 1$ and hence α_R has the meaning of the Rashba energy splitting in zero external field. The corresponding eigenfunctions yield the following spinor form in the basis of $|\uparrow\rangle$ and $|\downarrow\rangle$ states (eigenstates of J_z):

$$|\psi_+(k)\rangle = \frac{1}{\sqrt{1+b_k^2}} \begin{pmatrix} 1 \\ b_k \end{pmatrix}; \quad |\psi_-(k)\rangle = \frac{1}{\sqrt{1+b_k^2}} \begin{pmatrix} b_k \\ -1 \end{pmatrix}, \quad (4)$$

where $b_k = \frac{\alpha(k_y - ik_x)}{h + \sqrt{h^2 + \alpha^2 k_{\perp}^2}}$, manifesting spin precession as a function of k . As a result of this spin precession, the z -axis magnetization will be \mathbf{k} -dependent:

$$m_z(k) \equiv \frac{1}{2} [\langle \psi_+ | J_z | \psi_+ \rangle - \langle \psi_- | J_z | \psi_- \rangle] = \frac{1 - |b_k|^2}{1 + |b_k|^2}. \quad (5)$$

The zero temperature magnetization along \hat{n} -axis is obtained by summing over the occupied bands:

$$M_n = (g\mu_B J_n) \sum_k \sum_{\sigma} \sigma m_n(k) \theta(\mu - E_{\mathbf{k}\sigma}), \quad (n = x, y, z). \quad (6)$$

The expression for the magnetic susceptibility $\chi_n = \partial M_n / \partial B$ is then obtained by differentiating the above equation:

$$\chi_n = (g\mu_B J_n) \frac{\partial M_n}{\partial h_n} = (g\mu_B J_n)^2 \sum_k \sum_\sigma \sigma m_n(k) \left(\frac{-\partial E_{\mathbf{k}\sigma}}{\partial h_n} \right) \delta(\mu - E_{\mathbf{k}\sigma}), \quad (7)$$

where in the first equality we took into account that Zeeman field $h_n = g\mu_B J_n B$. Note that in the absence of the Rashba interaction, m_z reduces to 1 in Eq. (5), and the corresponding magnetization M_z in Eq. (6) takes on the familiar form $M_z(\alpha = 0) = M_\uparrow - M_\downarrow$.

Consider now the field in plane, say, along the x -direction. Then the eigenvalues are given by $E_\pm(\mathbf{k}) = \varepsilon_{\mathbf{k}} \pm \sqrt{(h + \alpha k_y)^2 + \alpha^2 k_x^2}$. In that case, the spin precesses in xy -plane and one can show that the projection of magnetization onto the field direction is given by

$$m_x(k) = \frac{h + \alpha k_y}{(h + \alpha k_y)^2 + \alpha^2 k_x^2}. \quad (8)$$

In order to calculate the susceptibility in Eq. (7), we must evaluate the energy derivatives ($\partial E_{\mathbf{k}\sigma} / \partial h_n$), yielding:

$$\eta_n(k) \equiv \frac{\partial E_{\mathbf{k}\sigma}}{\partial h_n} = \begin{cases} \frac{h}{\sqrt{h^2 + \alpha^2 k_\perp^2}} & \text{for } B \parallel z \\ \frac{h + \alpha k_y}{\sqrt{(h + \alpha k_y)^2 + \alpha^2 k_x^2}} & \text{for } B \parallel x \end{cases} \quad (9)$$

It is useful to introduce a variable $\delta = h/\alpha R \equiv h/(\alpha k_F)$ which denotes the ratio of the Zeeman and Rashba fields at the Fermi level. Then, rewriting the expressions for $m_n(k)$ in terms of δ , the expressions for the susceptibilities become:

$$\begin{aligned} \chi_z &= (g\mu_B J_z)^2 \sum_k \sum_\sigma \sigma \left\langle \frac{\delta^2}{\sqrt{1 + \delta^2}} \cdot \frac{\sqrt{1 + \delta^2} + \delta}{1 + \delta\sqrt{1 + \delta^2} + \delta^2} \right\rangle_{F.S.} \delta(\mu - \varepsilon_{\mathbf{k}\sigma}) \\ \chi_x &= (g\mu_B J_x)^2 \sum_k \sum_\sigma \sigma \left\langle \frac{(\sin \phi + \delta)^2}{(\sin \phi + \delta)^2 + \cos^2 \phi} \right\rangle_{F.S.} \delta(\mu - \varepsilon_{\mathbf{k}\sigma}), \end{aligned} \quad (10)$$

where the δ -function pins the momentum integration to the Fermi surface and $\phi = \arctan(k_y/k_x)$ is the azimuthal angle. The sought magnetic field anisotropy is then obtained as a ratio χ_z/χ_x .

B. Susceptibility of a Heavy Fermion System

The above considerations, obtained for non-interacting electrons, can be generalized to the case of heavy fermion systems. Here, we largely follow the approach developed by Yamada and Yosida [7] to describe the heavy Fermi liquid. Namely, the Hamiltonian consists of the hybridization $V_{\mathbf{k}}$ between conduction electrons with dispersion $\varepsilon_{\mathbf{k}\sigma}$ and f -electron band with the dispersion $E_{\mathbf{k}\sigma}$. This results in a renormalized heavy band with the dispersion $E_{\mathbf{k}\sigma}^*$, obtained in a standard way from the pole of the Green's function:

$$G^{-1}(z, \mathbf{k}) = \begin{pmatrix} z - E_{\mathbf{k}\sigma} - \Sigma_{\mathbf{k}\sigma}(z) & -V_{\mathbf{k}} \\ -V_{\mathbf{k}}^* & z - \varepsilon_{\mathbf{k}\sigma} \end{pmatrix}, \quad (11)$$

resulting in the equation for a complex pole $z = E_{\mathbf{k}\sigma}^* - i\Gamma_{\mathbf{k}}^*$ determined from

$$(z - E_{\mathbf{k}\sigma} - \Sigma_{\mathbf{k}\sigma})(z - \varepsilon_{\mathbf{k}\sigma}) - |V_{\mathbf{k}}|^2 = 0, \quad (12)$$

where $\Sigma_{\mathbf{k}\sigma}$ is the self-energy [7].

Equation (7) for the susceptibility remains unchanged, except with the replacement of the non-interacting band $E_{\mathbf{k}}$ by a heavy electron dispersion $E_{\mathbf{k}\sigma}^* = \text{Re}(z)$. Care has to be taken when calculating the derivative $\partial E_{\mathbf{k}\sigma}^* / \partial h_n$ since it involves the derivatives of the self-energy $\partial \Sigma_{\mathbf{k}\sigma} / \partial h_n$. Here we only quote the final result [see Ref. 7 for details]:

$$\frac{\partial E_{\mathbf{k}\sigma}^*}{\partial h_n} = \sigma \eta_n(k) \left[z_{\mathbf{k}}^f \tilde{\chi}(\mathbf{k}) + z_{\mathbf{k}}^c \frac{g_c \mu_B / 2}{g_f \mu_B J_n} \right], \quad (\sigma = \pm 1) \quad (13)$$

where g_c is the conduction electron g -factor with spin 1/2 (different from the f -electron g_f) and $h_\sigma = g_f \mu_B J_n B$ is the Zeeman field felt by the f -electrons. Here $\eta_n(k) = \partial E_{\mathbf{k}\sigma} / \partial h_n$ is the derivative calculated earlier in Eq. (9)

for two different field directions, and $\tilde{\chi}(\mathbf{k})$ denotes the non-trivial contribution to the susceptibility coming from the self-energy derivatives:

$$\tilde{\chi}(\mathbf{k}) = 1 - \left. \frac{\partial \Sigma_\sigma(\mathbf{k}, 0)}{\partial h_\sigma} \right|_{B=0} + \left. \frac{\partial \Sigma_\sigma(\mathbf{k}, 0)}{\partial h_{-\sigma}} \right|_{B=0}. \quad (14)$$

The final ingredient necessary for the evaluation of Eq. (13) are the quasi-particle residues $z_{\mathbf{k}}^f$ and $z_{\mathbf{k}}^c$, which are defined via the renormalized Green's functions for the localized and conduction electrons, respectively:

$$G^f(\mathbf{k}, \omega + i\delta) = \left[z - E_{\mathbf{k}\sigma} - \Sigma_{\mathbf{k}\sigma}(z) - \frac{|V_{\mathbf{k}}|^2}{z - \varepsilon_{\mathbf{k}\sigma}} \right]^{-1} = z_{\mathbf{k}}^f \frac{1}{\omega - E_{\mathbf{k}}^* + i\Gamma_{\mathbf{k}}^*} \quad (15)$$

$$G^c(\mathbf{k}, \omega + i\delta) = \left[z - \varepsilon_{\mathbf{k}\sigma} - \frac{|V_{\mathbf{k}}|^2}{z - E_{\mathbf{k}\sigma} - \Sigma_{\mathbf{k}\sigma}(z)} \right]^{-1} = z_{\mathbf{k}}^c \frac{1}{\omega - E_{\mathbf{k}}^* + i\Gamma_{\mathbf{k}}^*} \quad (16)$$

with $\Gamma_{\mathbf{k}}^* = z_{\mathbf{k}}^f \text{Im}(\Sigma(\mathbf{k}, \omega + i\delta))$. The density of states at the Fermi level for these electrons is obtained in a standard way as

$$\rho_{\mathbf{k}}^f(\omega = 0) = -\frac{1}{\pi} \text{Im}[G^f(\mathbf{k}, \omega = \mu)] = z_{\mathbf{k}}^f \delta(\mu - E_{\mathbf{k}}^*) \quad (17)$$

$$\rho_{\mathbf{k}}^c(\omega = 0) = -\frac{1}{\pi} \text{Im}[G^c(\mathbf{k}, \omega = \mu)] = z_{\mathbf{k}}^c \delta(\mu - E_{\mathbf{k}}^*) \quad (18)$$

Putting all the ingredients together, the susceptibilities become

$$\begin{aligned} \chi_z &= (g\mu_B J_z)^2 \sum_{\mathbf{k}} \sum_{\sigma} \sigma \left\langle \frac{\delta^2}{\sqrt{1+\delta^2}} \cdot \frac{\sqrt{1+\delta^2} + \delta}{1 + \delta\sqrt{1+\delta^2} + \delta^2} \right\rangle_{F.S.} \left[\rho_{\mathbf{k}}^f(0) \tilde{\chi}(\mathbf{k}) + \rho_{\mathbf{k}}^c(0) \frac{g_c \mu_B / 2}{g_f \mu_B J_z} \right] \\ \chi_x &= (g\mu_B J_x)^2 \sum_{\mathbf{k}} \sum_{\sigma} \sigma \left\langle \frac{(\sin \phi + \delta)^2}{(\sin \phi + \delta)^2 + \cos^2 \phi} \right\rangle_{F.S.} \left[\rho_{\mathbf{k}}^f(0) \tilde{\chi}(\mathbf{k}) + \rho_{\mathbf{k}}^c(0) \frac{g_c \mu_B / 2}{g_f \mu_B J_x} \right]. \end{aligned} \quad (19)$$

Comparing these expressions with the non-interacting analogs in Eqs. (10), we note that while the interactions renormalize in a very non-trivial way the electronic density of states, the key observation is that the Zeeman–Rashba ratio $\delta = h/\alpha_R$ enters these expressions in the same way as for the non-interacting case. Therefore, while the accurate calculation of the susceptibilities is very complicated and depends on the details of the hybridization and many-body self-energy, the ratio (χ_z/χ_x) , in the first approximation, only depends on δ . Strictly speaking, this statement is only valid provided the quasi-particle residues ($z_{\mathbf{k}}^f$ and $z_{\mathbf{k}}^c$) are isotropic over the Fermi surface, which may not be true in a realistic system. Nevertheless, this is a reasonable approximation under which one can easily evaluate the ratio of the susceptibilities as shown below.

C. CeRhIn₅(n)/YbRhIn₅(7) Heterostructures: Anisotropy

The Fermi surface averages in Eq. (19) are straightforward to calculate in the limit of the cylindrical Fermi surface in the xy -plane, which is justified by the quasi-two-dimensional band structures of the heterostructures and agrees with the quantum oscillation data for CeRhIn₅ [8]. This yields the anisotropy ratio:

$$\frac{\chi_z}{\chi_x} \sim \left(\frac{J_z}{J_x} \right)^2 \frac{4\delta(\delta + 2\delta^2 + \mathcal{O}(\delta^3))}{1/3 + \frac{2}{15}\delta^2 + \mathcal{O}(\delta^4)} \approx \left(\frac{\chi_z}{\chi_x} \right)_{\text{bulk}} \times 12(\delta^2 + 2\delta^3 + \mathcal{O}(\delta^4)), \quad \delta \ll 1 \quad (20)$$

The above result is valid in the regime $\delta \ll 1$ (i.e. $h \ll \alpha_R$), which we show below holds in these CeRhIn₅ heterostructures. In the opposite limit of vanishing Rashba coupling ($\alpha = 0$), the Fermi surface averages yield 1, as expected, and we thus obtain the bulk ratio $(\chi_z/\chi_x)_{\text{bulk}} = (J_z/J_x)^2 \approx 1.9$.

Let us now proceed to estimate the value of δ , which can be written as follows:

$$\delta = \frac{h}{\alpha k_{F\perp}} = \frac{1}{2} \frac{h}{\alpha k_R/2} \frac{k_R}{k_{F\perp}} = \frac{1}{2} \frac{h}{E_R} \frac{k_R}{k_{F\perp}} = \frac{1}{2} \frac{h}{E_R} \sqrt{\frac{E_R}{E_F}}, \quad (21)$$

where $E_R = \hbar^2 k_R^2 / 2m^* = \alpha k_R / 2$ is the Rashba energy commonly associated with the Rashba vector $k_R = \alpha m^* / \hbar^2$. Presumably, the strength of the electric field at the interface is not dissimilar to other semiconductor heterostructures,

such as the well studied case of InGaAs/InAlAs. Taking the value of $\alpha = 7 \times 10^{-10}$ eVcm, as determined for the InGaAs/InAlAs interface in Ref. [4], and the effective mass to be that of bulk CeRhIn₅ ($m^* \approx 6m_0$ from quantum oscillations [8]), we obtain $E_R \approx 1$ meV. Next, we estimate $E_F \approx \hbar^2 k_F^2 / 2m^*$ from the typical de Haas-van Alphen frequency $F \sim 1$ kT [8], which using Onsager's relation, yields $\pi k_F^2 = (2\pi e/\hbar)F$. This translates into the Fermi energy

$$E_F = \frac{\hbar^2 k_F^2}{2m^*} = 2 \frac{m_e}{m^*} \left(\frac{e\hbar}{2m_e} \right) F = 2 \left(\frac{m_e}{m^*} \right) (\mu_B F) \quad (22)$$

about $E_F \approx 20$ meV. Therefore, taking the Zeeman energy in the field of $\mu_0 H = 1$ T to be $h \sim 1$ K, we estimate

$$\delta = \frac{1}{2} \frac{h}{E_R} \sqrt{\frac{E_R}{E_F}} \sim \frac{0.1 \text{ meV}}{1 \text{ meV}} \sqrt{\frac{1 \text{ meV}}{20 \text{ meV}}} \approx \frac{1}{50}. \quad (23)$$

Substituting into Eq. (20), we find the anisotropy ratio of susceptibilities

$$\frac{\chi_z}{\chi_x} \approx \frac{1}{100}, \quad (24)$$

and we conclude that the presence of Rashba interaction strongly renormalizes the anisotropy by suppressing the z -axis susceptibility.

The calculated ratio likely overestimates the Rashba coupling strength. However even if we take E_R to be 10 times smaller (of the order 0.1 meV), we still find the large anisotropy $\chi_z/\chi_x \approx 1/10$ due to the smallness of the ratio E_R/E_F . We conclude that these estimates are therefore robust and the anisotropy ratio should become even more pronounced in low fields, with the electron spins essentially confined to the easy xy -plane because of the Rashba spin-orbit coupling.

Note that, as follows from the above estimates, the Zeeman splitting and Rashba energy are negligible compared to the electron bandwidth, thus justifying *a posteriori* us taking the densities of states to be at the Fermi level in Eqs. (19).

-
- [1] T. Takeuchi *et al.* J. Phys. Soc. Jpn. **70**, 877 (2001).
 - [2] Y. A. Bychkov and E. I. Rashba, JETP Lett. **39**, 78 (1984).
 - [3] J. Luo, H. Munekata, F. F. Fang, and P. J. Stiles, Phys. Rev. B **41**, 7685 (1990).
 - [4] J. Nitta, T. Akazaki, H. Takayanagi, and T. Enoki Phys. Rev. Lett. **78**, 1335 (1997).
 - [5] T. Hassenkam *et al.*, Phys. Rev. B **55**, 9298 (1997).
 - [6] G. Dresselhaus, Phys. Rev. **100**, 580 (1955).
 - [7] K. Yamada and K. Yosida, Prog. Theor. Phys. **76**, 621 (1986).
 - [8] H. Shishido *et al.*, J. Phys. Soc. Jpn. **71**, 162 (2002).