

The IBM 2016 English Conversational Telephone Speech Recognition System

George Saon, Tom Sercu, Steven Rennie and Hong-Kwang J. Kuo

IBM T. J. Watson Research Center, Yorktown Heights, NY, 10598

gsaon@us.ibm.com

Abstract

We describe a collection of acoustic and language modeling techniques that lowered the word error rate of our English conversational telephone LVCSR system to a record 6.6% on the Switchboard subset of the Hub5 2000 evaluation testset. On the acoustic side, we use a score fusion of three strong models: recurrent nets with maxout activations, very deep convolutional nets with 3x3 kernels, and bidirectional long short-term memory nets which operate on FMLLR and i-vector features. On the language modeling side, we use an updated model “M” and hierarchical neural network LMs.

Index Terms: recurrent neural networks, convolutional neural networks, conversational speech recognition

1. Introduction

The landscape of neural network acoustic modeling is rapidly evolving. Spurred by the success of deep feed-forward neural nets for LVCSR in [1] and inspired by other research areas like image classification and natural language processing, many speech groups have looked at more sophisticated architectures such as deep convolutional nets [2, 3], deep recurrent nets [4], time-delay neural nets [5], and long-short term memory nets [6, 7, 8, 9]. The trend is to remove a lot of the complexity and human knowledge that was necessary in the past to build good ASR systems (e.g. speaker adaptation, phonetic context modeling, discriminative feature processing, etc.) and to replace them with a powerful neural network architecture that can be trained agnostically on a lot of data. With the advent of numerous neural network toolkits which can implement these sophisticated models out-of-the-box and powerful hardware based on GPUs, the barrier of entry for building high performing ASR systems has been lowered considerably. First case in point: front-end processing has been simplified considerably with the use of CNNs which treat the log-mel spectral representation as an image and don’t require extra processing steps such as PLP cepstra, LDA, FMLLR, fMPE transforms, etc. Second case in point: end-to-end ASR systems such as [6, 8, 7] bypass the need of having phonetic context decision trees and HMMs altogether and directly map the sequence of acoustic features to a sequence of characters or context independent phones. Third case in point: training algorithms such as connectionist temporal classification [10] don’t require an initial alignment of the training data which is typically done with a GMM-based baseline model.

The above points beg the question whether, in this age of readily available NN toolkits, speech recognition expertise is still necessary or whether one can simply point a neural net to the audio and transcripts, let it train, and obtain a good acoustic model. While it is true that, as the amount of training data increases, the need for human ASR expertise is lessened, at the moment the performance of end-to-end systems ultimately re-

mains inferior to that of more traditional, i.e. HMM and decision tree-based, approaches. Since the goal of this work is to obtain the lowest possible WER on the Switchboard dataset regardless of other practical considerations such as speed and/or simplicity, we have focused on the latter approaches.

The paper is organized as follows: in section 2 we discuss acoustic and language modeling improvements and in section 3 we summarize our findings.

2. System improvements

In this section we describe three different acoustic models that were trained on 2000 hours of English conversational telephone speech: recurrent nets with maxout activations and annealed dropout, very deep convolutional nets with 3x3 kernels, and bidirectional long short-term memory nets operating on FMLLR and i-vector features. All models are used in a hybrid HMM decoding scenario by subtracting the logarithm of the HMM state priors from the log of the softmax output scores.

The training and test data, frontend processing, speaker adaptation are identical to [11] and their description will be omitted. At the end of the section, we also provide an update on our vocabulary and language modeling experiments.

2.1. Recurrent nets with maxout activations

We remind the reader that maxout nets [12] generalize ReLU units by employing non-linearities of the form $s_i = \max_{j \in C(i)} \{ \mathbf{w}_j^T \mathbf{x} + b_j \}$ where the subsets of neurons $C(i)$ are typically disjoint. In [11] we have shown that maxout DNNs and CNNs trained with annealed dropout outperform their sigmoid-based counterparts on both 300 hours and 2000 hours training regimes. What was missing there was a comparison between maxout and sigmoid for unfolded RNNs [4]. The architecture of the maxout RNNs comprises one recurrent layer with 2828 units projected to 1414 units via non-overlapping $2 \rightarrow 1$ maxout operations. This layer is followed by 4 non-recurrent layers with 2828 units (also projected to 1414) followed by a bottleneck with $1024 \rightarrow 512$ units and an output layer with 32000 neurons corresponding to as many context-dependent HMM states. The number of neurons for the maxout layers have been chosen such that the weight matrices have roughly the same number of parameters as the baseline sigmoid network which has 2048 units per hidden layer. The recurrent layer is unfolded backwards in time for 6 time steps $t - 5 \dots t$ and has 340-dimensional inputs consisting of 6 spliced right context 40-dimensional FMLLR frames ($t \dots t + 5$) to which we append a 100-dimensional speaker-based ivector. The unfolded maxout RNN architecture is depicted in Figure 1.

The network is trained one hidden layer at a time with discriminative pretraining followed by 12 epochs of SGD CE training on randomized minibatches of 250 samples. The model is refined with Hessian-free sequence discriminative training [13]

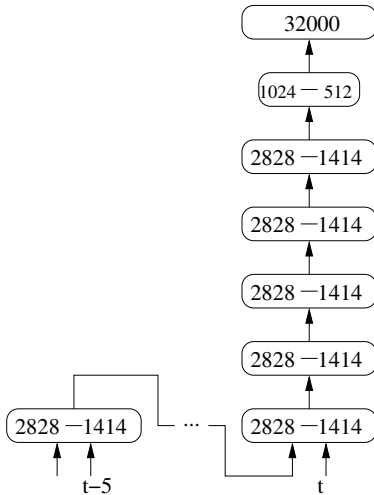


Figure 1: Unfolded maxout RNN architecture (right arrows in the boxes denote the maxout operation).

using the state-based MBR criterion for 10 iterations.

Model	WER SWB	WER CH
RNN sigmoid (CE)	10.8	16.9
RNN maxout (CE)	10.4	16.2
RNN maxout (ST)	9.3	15.4

Table 1: Word error rates for sigmoid vs. Maxout RNNs trained with annealed dropout on Hub5’00 after cross-entropy training (and sequence training for Maxout).

In Table 1 we report the error rates for sigmoid and maxout RNNs on the Switchboard and CallHome subsets of Hub5’00. The decodings are done with a small vocabulary of 30K words and a small 4-gram language model with 4M n-grams. Note that the sigmoid RNNs have better error rates than what was reported in [11] because they have been retrained after the data has been realigned with the best joint RNN/CNN model. We observe that the maxout RNNs are consistently better and that, by themselves, they achieve a similar WER as our previous best model which was the joint RNN/CNN with sigmoid activations.

2.2. Very deep convolutional networks

Very deep CNNs with small 3×3 kernels have recently been shown to achieve very strong performance as acoustic models in hybrid NN-HMM speech recognition systems. Results were provided after cross-entropy training on the 300 hours switchboard-1 dataset in [14], and results from sequence training on both switchboard-1 and the 2000 hours switchboard+Fisher dataset are in [15].

The very deep convolutional networks are inspired by the “VGG Net” architecture introduced in [16] for the 2014 ImageNet classification challenge, with the central idea to replace large convolutional kernels by small 3×3 kernels. By stacking many of these convolutional layers with ReLU nonlinearities before pooling layers, the same receptive field is created with less parameters and more nonlinearity.

Figure 2 shows the design of the networks. Note that as we go deeper in the network, the time and frequency resolu-

tion is reduced through pooling only, while the convolutions are zero-padded as to not reduce the size of the feature maps. We increase the number of feature maps gradually from 64 to 512 (indicated by the different colors). We pool right before the layer that increases the number of feature maps. Note that the indication of feature map size on the right only applies to the rightmost 2 designs. In contrast, the classical CNN architecture has only two layers, goes to 512 feature maps directly, and uses a large 9×9 kernel on the first layer. Our 10-layer CNN has about the same number of parameters as the classical CNN, converges in 5 times fewer epochs, but is computationally more expensive.

Results for 3 variations of the 10-layer CNN are in table 2. For model combination, we use the version with pooling, which is the exact same model without modifications from the original paper [14].

CNN model	SWB (300h)		SWB (2000h)	
	CE	ST	CE	ST
Classic sigmoid [17]	13.2	11.8	–	–
Classic maxout [11]	12.6	11.2	11.7*	9.9*
(a) 10-conv Pool	11.8	10.5	10.2	9.4
(b) 10-conv No pool	11.5	10.9	10.7	9.7
(c) 10-conv No pool, no pad	11.9	10.8	10.8	9.7

Table 2: WER on the SWB part of the Hub5’00 testset, for 3 variants of the 10-convolutional-layer CNN: with pooling in time (a), without pooling in time (b), and without pooling nor padding in time (c). For more details see [15]. *New results.

Our implementation was done in Torch [18]. We adopt the balanced sampling from [14], by sampling from context dependent state CD_i with probability $p_i = \frac{f_i^\gamma}{\sum_j f_j^\gamma}$. We keep $\gamma = 0.8$ throughout the experiments during cross-entropy training. During CE training, we optimize with simple SGD or NAG, during ST we found NAG to be superior to SGD. We regularize the stochastic sequence training by adding the gradient of cross-entropy loss, as proposed in [19].

2.3. Bidirectional LSTMs

Given the recent popularity of LSTMs for acoustic modeling [6, 7, 8, 9], we have experimented with such models on the Switchboard task using the Torch toolkit [18]. We have looked at the effect of the input features on LSTM performance, the number of layers and whether start states for the recurrent layers should be reset or carried over. We use bidirectional LSTMs that are trained on non-overlapping subsequences of 20 frames. The subsequences coming from the same utterance are contiguous so that the left-to-right final states for the current subsequence can be copied to the left-to-right start states for the next subsequence (i.e. carried over). For processing speed and in order to get good gradient estimates, we group subsequences from multiple utterances into minibatches of size 256. Regardless of the number of LSTM layers, all models use a linear bottleneck of size 256 before the softmax output layer (of size 32000).

In one experiment, we compare the effect of input features on model performance. The baseline models are trained on 40-dimensional FMLLR + 100-dimensional ivector frames and have 1024 (or 512) LSTM units per layer and per direction (left-to-right and right-to-left). The forward and backward activations from the previous LSTM layer are concatenated and fed into the next LSTM layer. The contrast model is a sin-

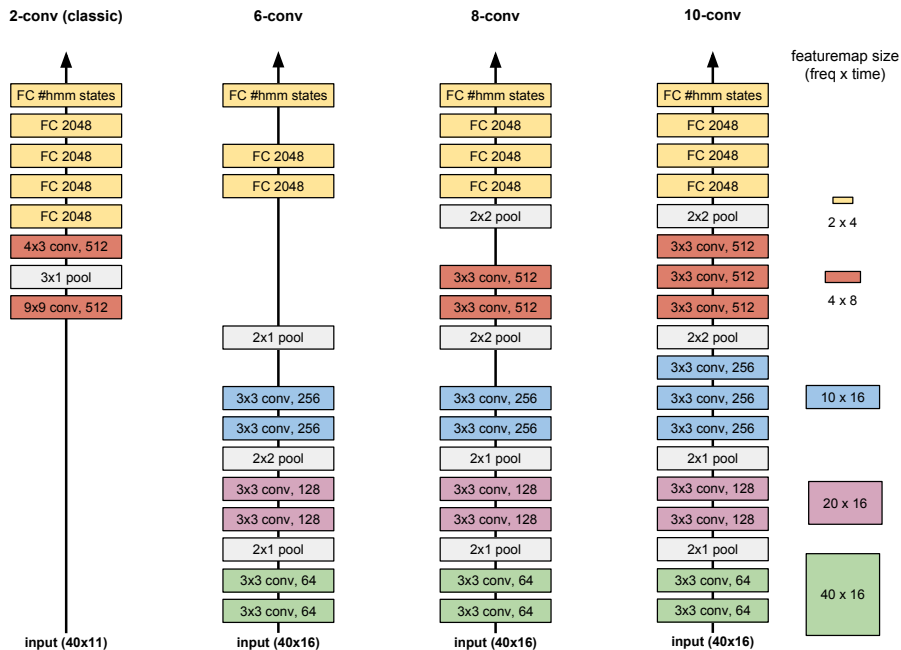


Figure 2: The design of the VGG nets: (1) classical CNN, (2-4) very deep CNNs from [14] with 6, 8 and 10 convolutional layers respectively. The deepest CNN (10-conv) obtains best performance. This figure corresponds to [14] Table 1.

gle layer bidirectional LSTM trained on 128-dim features obtained by performing PCA on 512-dimensional bottleneck features. The features are obtained from a 6-layer DNN cross entropy trained on blocks of 11 consecutive FMLLR frames and 100-dimensional i-vectors. In Table 3, we report recognition results on Hub5'00 for these four models trained with 15 passes of cross-entropy SGD on the 300 hour (SWB-1) subset.

Model	WER SWB	WER CH
1-layer 1024 bottleneck	11.8	19.3
2-layer 1024 FMLLR+ivec	11.1	19.2
3-layer 1024 FMLLR+ivec	11.0	18.5
4-layer 512 FMLLR+ivec	10.8	19.3

Table 3: Word error rates on Hub5 2000 for various LSTM models trained with cross-entropy on 300 hours.

Due to a bug that affected our earlier multi-layer LSTM results, we decided to go ahead with single layer bidirectional LSTMs on bottleneck features on the full 2000 hour training set. We also experimented with how to deal with the start states at the beginning of the left-to-right pass. One option is to carry them over from the previous subsequence and the other one is to reset the start states at the beginning of each subsequence. In Figure 3 we compare the cross-entropy loss on held-out data between these two models.

As can be seen, the LSTM model with carried over start states is much better at predicting the correct HMM state. However, when comparing word error rates in Table 4, the LSTM with start states that are reset has a better performance. We surmise that this is because the increased memory of the LSTM with carried over start states is in conflict with the state sequence constraints imposed by the HMM topology and the language model. Additionally, we show the WERs of the DNN used for

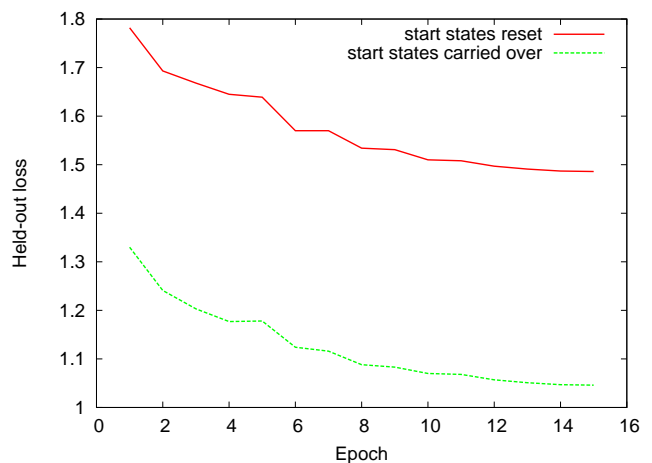


Figure 3: Single layer LSTM cross-entropy loss on held-out data with left-to-right start states which are either reset or carried over.

the bottleneck features and of a 4-layer 512 unit LSTM. We observe that the 4 layer LSTM is significantly better than the DNN and the two single layer LSTMs trained on bottleneck features.

Model	WER SWB		WER CH	
	CE	ST	CE	ST
6-layer DNN	11.7	10.3	18.5	17.0
1-layer LSTM (carry-over)	10.9	–	18.3	–
1-layer LSTM (reset)	10.5	10.0	17.6	16.8
4-layer LSTM (reset)	9.5	9.0	15.7	15.1

Table 4: Word error rates on Hub5 2000 for DNN and LSTM models. All models are trained on 2000 hours with cross-entropy and sequence discriminative training.

2.4. Model combination

In Table 5 we report the performance of the individual models (RNN, VGG and 4-layer LSTM) described in the previous subsections as well as the results after frame-level score fusion. All decodings are done with a 30K word vocabulary and a small 4-gram language model with 4M n-grams. We note that RNNs and VGG nets exhibit similar performance and have a strong complementarity which improves the WER by 0.6% and 0.9% on SWB and CH, respectively.

Model	WER SWB	WER CH
RNN maxout	9.3	15.4
VGG (a) from Table 2	9.4	15.7
LSTM (4-layer, 512)	9.0	15.1
RNN+VGG	8.7	14.5
VGG+LSTM	8.6	14.6
RNN+VGG+LSTM	8.6	14.4

Table 5: Word error rates for individual acoustic models and frame-level score fusions on Hub5 2000.

2.5. Language modeling experiments

Our language modeling strategy largely parallels that described in [11]. For completeness, we will repeat some of the details here. The main difference is an increase in the vocabulary size from 30K words to 85K words.

When comparing acoustic models in previous sections, we used a relatively small legacy language model used in previous publications: a 4M n-gram ($n=4$) language model with a vocabulary of 30.5K words. We wanted to increase the language model coverage in a manner that others can replicate. To this end, we increased the vocabulary size from 30.5K words to 85K words by adding the vocabulary of the publicly available Broadcast News task. We also added to the LM publicly available text data from LDC, including Switchboard, Fisher, Gigaword, and Broadcast News and Conversations. The most relevant data are the transcripts of the 1975 hour audio data used to train the acoustic model, consisting of about 24M words.

For each corpus we trained a 4-gram model with modified Kneser-Ney smoothing [20]. The component LMs are linearly interpolated with weights chosen to optimize perplexity on a held-out set. Entropy pruning [21] was applied, resulting in a single 4-gram LM consisting of 36M n-grams. This new n-gram

LM was used together with our best acoustic model to decode and generate word lattices for LM rescoring experiments. The first two lines of Table 6 show the improvement using this larger n-gram LM with larger vocabulary trained on more data. The WER improved by 1.0% for SWB. Part of this improvement (0.1-0.2%) was due to also using a larger beam for decoding and a change in vocabulary tokenization.

LM	WER SWB	WER CH
30K vocab, 4M n-grams	8.6	14.4
85K vocab, 36M n-grams	7.6	13.7
n-gram + model M	7.0	12.6
n-gram + NNLM	6.8	12.4
n-gram + model M + NNLM	6.6	12.2

Table 6: Comparison of word error rates for different LMs.

We used two types of LMs for LM rescoring: model M, a class-based exponential model [22] and feed-forward neural network LM (NNLM) [23, 24, 25, 26]. We built a model M LM on each corpus and interpolated the models, together with the 36M n-gram LM. As shown in Table 6, using model M results in an improvement of 0.6% on SWB.

We built two NNLMs for interpolation. One was trained on just the most relevant data: the 24M word corpus (Switchboard/Fisher/CallHome acoustic transcripts). Another was trained on a 560M word subset of the LM training data: in order to speed up training for this larger set, we employed a hierarchical NNLM approximation [24, 27]. Table 6 shows that the NNLMs provided an additional 0.4% improvement over the model M result on SWB. Compared with the n-gram LM baseline, LM rescoring yielded a total improvement of 1.0% on SWB (7.6% to 6.6%) and 1.5% on CH (13.7% to 12.2%).

3. Conclusion

In our previous Switchboard system paper [11] we have observed a good complementarity between recurrent nets and convolutional nets and their combination led to significant accuracy gains. In this paper we have presented an improved unfolded RNN (with maxout instead of sigmoid activations) and a stronger CNN obtained by adding more convolutional layers with smaller kernels and ReLU nonlinearities. These improved models still have good complementarity and their frame-level score combination in conjunction with a multi-layer LSTM leads to a 0.4%-0.7% decrease in WER over the LSTM. Multi-layer LSTMs were the strongest performing model followed closely by the RNN and VGG nets. We also believe that LSTMs have more potential for direct sequence-to-sequence modeling and we are actively exploring this area of research. On the language modeling side, we have increased our vocabulary from 30K to 85K words and updated our component LMs.

At the moment, we are less than 3% away from achieving human performance on the Switchboard data (estimated to be around 4%). Unfortunately, it looks like future improvements on this task will be considerably harder to get and will probably require a breakthrough in direct sequence-to-sequence modeling and a significant increase in training data.

4. Acknowledgment

The authors wish to thank E. Marcheret, J. Cui and M. Nussbaum-Thom for useful suggestions about LSTMs.

5. References

- [1] F. Seide, G. Li, X. Chien, and D. Yu, "Feature engineering in context-dependent deep neural networks for conversational speech transcription," in *Proc. ASRU*, 2011.
- [2] O. Abdel-Hamid, L. Deng, and D. Yu, "Exploring convolutional neural network structures and optimization techniques for speech recognition," in *INTERSPEECH*, 2013, pp. 3366–3370.
- [3] T. N. Sainath, A.-r. Mohamed, B. Kingsbury, and B. Ramabhadran, "Deep convolutional neural networks for lvcsr," in *Acoustics, Speech and Signal Processing (ICASSP), 2013 IEEE International Conference on*. IEEE, 2013, pp. 8614–8618.
- [4] G. Saon, H. Soltau, A. Emami, and M. Picheny, "Unfolded recurrent neural networks for speech recognition," in *Fifteenth Annual Conference of the International Speech Communication Association*, 2014.
- [5] V. Peddinti, D. Povey, and S. Khudanpur, "A time delay neural network architecture for efficient modeling of long temporal contexts," in *Proceedings of INTERSPEECH*, 2015.
- [6] A. Hannun, C. Case, J. Casper, B. Catanzaro, G. Diamos, E. Elsen, R. Prenger, S. Satheesh, S. Sengupta, A. Coates *et al.*, "Deepspeech: Scaling up end-to-end speech recognition," *arXiv preprint arXiv:1412.5567*, 2014.
- [7] H. Sak, A. Senior, K. Rao, O. Irsoy, A. Graves, F. Beaufays, and J. Schalkwyk, "Learning acoustic frame labeling for speech recognition with recurrent neural networks," in *Acoustics, Speech and Signal Processing (ICASSP), 2015 IEEE International Conference on*. IEEE, 2015, pp. 4280–4284.
- [8] Y. Miao, M. Gowayed, and F. Metze, "Eesen: End-to-end speech recognition using deep rnn models and wfst-based decoding," *arXiv preprint arXiv:1507.08240*, 2015.
- [9] A.-r. Mohamed, F. Seide, D. Yu, J. Droppo, A. Stolcke, G. Zweig, and G. Penn, "Deep bi-directional recurrent networks over spectral windows," in *Automatic Speech Recognition and Understanding (ASRU), 2015 IEEE Workshop on*. IEEE, 2015.
- [10] A. Graves, A.-r. Mohamed, and G. Hinton, "Speech recognition with deep recurrent neural networks," in *Acoustics, Speech and Signal Processing (ICASSP), 2013 IEEE International Conference on*. IEEE, 2013, pp. 6645–6649.
- [11] G. Saon, H.-K. Kuo, S. Rennie, and M. Picheny, "The IBM 2015 English conversational speech recognition system," in *Sixteenth Annual Conference of the International Speech Communication Association*, 2015.
- [12] I. J. Goodfellow, D. Warde-Farley, M. Mirza, A. Courville, and Y. Bengio, "Maxout networks," *arXiv preprint arXiv:1302.4389*, 2013.
- [13] B. Kingsbury, T. Sainath, and H. Soltau, "Scalable minimum Bayes risk training of deep neural network acoustic models using distributed Hessian-free optimization," in *Proc. Interspeech*, 2012.
- [14] T. Sercu, C. Puhersch, B. Kingsbury, and Y. LeCun, "Very deep multilingual convolutional neural networks for lvcsr," *Proc. ICASSP*, 2016.
- [15] T. Sercu and V. Goel, "Advances in very deep convolutional neural networks for lvcsr," *arXiv*, 2016.
- [16] K. Simonyan and A. Zisserman, "Very deep convolutional networks for large-scale image recognition," *CoRR arXiv:1409.1556*, 2014.
- [17] H. Soltau, G. Saon, and T. N. Sainath, "Joint training of convolutional and non-convolutional neural networks," *to Proc. ICASSP*, 2014.
- [18] R. Collobert, K. Kavukcuoglu, and C. Farabet, "Torch7: A matlab-like environment for machine learning," in *BigLearn, NIPS Workshop*, no. EPFL-CONF-192376, 2011.
- [19] H. Su, G. Li, D. Yu, and F. Seide, "Error back propagation for sequence training of context-dependent deep networks for conversational speech transcription," *Proc. ICASSP*, 2013.
- [20] S. F. Chen and J. Goodman, "An empirical study of smoothing techniques for language modeling," *Computer Speech & Language*, vol. 13, no. 4, pp. 359–393, 1999.
- [21] A. Stolcke, "Entropy-based pruning of backoff language models," in *Proc. DARPA Broadcast News Transcription and Understanding Workshop*, 1998, pp. 270–274.
- [22] S. F. Chen, "Shrinking exponential language models," in *Proc. NAACL-HLT*, 2009, pp. 468–476.
- [23] Y. Bengio, R. Ducharme, P. Vincent, and C. Jauvin, "A neural probabilistic language model," *Journal of Machine Learning Research*, vol. 3, pp. 1137–1155, 2003.
- [24] A. Emami, "A neural syntactic language model," Ph.D. dissertation, Johns Hopkins University, Baltimore, MD, USA, 2006.
- [25] H. Schwenk, "Continuous space language models," *Computer Speech & Language*, vol. 21, no. 3, pp. 492–518, 2007.
- [26] A. Emami and L. Mangu, "Empirical study of neural network language models for Arabic speech recognition," in *Proc. ASRU*, 2007, pp. 147–152.
- [27] H.-K. J. Kuo, E. Arisoy, A. Emami, and P. Vozila, "Large scale hierarchical neural network language models," in *Proc. Interspeech*, 2012.