

Frustrated antiferromagnetic spin chains of edge-sharing tetrahedra in volcanic minerals $\text{K}_3\text{Cu}_3(\text{Fe}_{0.82}\text{Al}_{0.18})\text{O}_2(\text{SO}_4)_4$ and $\text{K}_4\text{Cu}_4\text{O}_2(\text{SO}_4)_4\text{MeCl}$

L.M. Volkova and D.V. Marinin

*Institute of Chemistry, Far Eastern Branch of the Russian Academy of Sciences
690022 Vladivostok, Russia
E-mail: volkova@ich.dvo.ru*

The calculation of the sign and strength of magnetic interactions in two noncentrosymmetric minerals (klyuchevskite, $\text{K}_3\text{Cu}_3(\text{Fe}_{0.82}\text{Al}_{0.18})\text{O}_2(\text{SO}_4)_4$ and piipite, $\text{K}_4\text{Cu}_4\text{O}_2(\text{SO}_4)_4\text{Cu}_{0.5}\text{Cl}$) has been performed based on the structural data. As seen from the calculation results, both minerals comprise quasi-one-dimensional frustrated antiferromagnets. They contain frustrated spin chains from edge-sharing Cu_4 tetrahedra with strong antiferromagnetic couplings within chains and very weak ones between chains. Strong frustration of magnetic interactions is combined with the presence of the electric polarization in tetrahedra chains in piipite. The uniqueness of magnetic structures of these minerals caused by peculiarities of their crystal structures has been discussed.

Keywords: Frustrated quasi-one-dimensional antiferromagnets, tetrahedral spin chains, klyuchevskite $\text{K}_3\text{Cu}_3(\text{Fe}_{0.82}\text{Al}_{0.18})\text{O}_2(\text{SO}_4)_4$, piipite $\text{K}_4\text{Cu}_4\text{O}_2(\text{SO}_4)_4\text{MeCl}$.

PACS numbers: **75.10.Jm, 75.50.Ee, 75.40.2-s, 78.30.-j**

1. Introduction

The technological developments put forward new requirements to properties of the applied crystalline materials. In this regard, the potential of crystals of simple chemical compounds are almost exhausted. Here, one of the ways of further development will consist in selection of materials with required properties from natural objects and creation of novel functional materials on their basis. The objective of the present work was to reveal magnetic materials, which can be of not only scientific, but also of practical importance, among fumaroles of Tolbachik volcanoes (Kamchatka Peninsula, Russia).¹

The search and study of compounds with the spin $S = 1/2$, whose magnetic subsystem is strongly frustrated, prevents, in some cases, the formation of a long-range order until realization of exotic states such as ‘spin ice’ and ‘spin liquid’, have been constituted one of the key focuses in the physics of the condensed state during the recent 20 years.²⁻¹⁰ The most active studies were concerned with frustrated magnetism composed of vertex-sharing tetrahedra of magnetic ions. It is well-known that this type of the most frustrated magnetic lattice can be found in spinels and compounds of the pyrochlore type. We suggest that minerals of fumaroles of Tolbachik volcanoes can be also strongly frustrated antiferromagnets. The point is that the framework of crystal structures of many of these minerals is formed by anion-centered XM_4 tetrahedra of magnetic ions, for instance, $[\text{OCu}_4]^{6+}$, linking to each other with formation of isle-like complexes, infinite chains, layers, or frameworks.¹¹⁻¹⁴ Therefore, these minerals crystal structure itself provides the possibility of the emergence of a strongly frustrated magnetic system. The authors from the St. Petersburg school of structural mineralogy and crystal chemistry determined the crystal structures, studied the crystal chemistry, and performed systematization of minerals with anion-centered complexes.¹¹⁻¹⁴ However, unlike structural properties, the magnetic properties of these minerals have been studied very poorly yet.

The objective of the present work was to find genetic basics determined by the crystal structure and determining, in its turn, the magnetic structure and properties of two noncentrosymmetric minerals:

klyuchevskite ($\text{K}_3\text{Cu}_3(\text{Fe}_{0.82}\text{Al}_{0.18})\text{O}_2(\text{SO}_4)_4$ ¹⁵) and piipite ($\text{K}_4\text{Cu}_4\text{O}_2(\text{SO}_4)_4\text{Cu}_{0.5}\text{Cl}$ ¹⁶). For this purpose, based on the data on crystal structures of these minerals, characteristics (sign and strength) of magnetic interactions were calculated, and their competition was examined. These compounds are characterized with similar geometries of exchange bonds - quasi-one-dimensional chains from edge-sharing copper tetrahedra.

2. Method of Calculation

To determine the characteristics of magnetic interactions (type of the magnetic moments ordering and strength of magnetic coupling) in minerals $\text{K}_3\text{Cu}_3(\text{Fe}_{0.82}\text{Al}_{0.18})\text{O}_2(\text{SO}_4)_4$ and $\text{K}_4\text{Cu}_4\text{O}_2(\text{SO}_4)_4\text{MeCl}$, we used the earlier developed phenomenological method (named the “*crystal chemistry method*”) and the program “MagInter” created on its basis.¹⁷⁻²¹

The method enables one to determine the sign (type) and strength of magnetic couplings on the basis of structural data. According to this method, a coupling between magnetic ions M_i and M_j emerges in the moment of crossing the boundary between them by an intermediate ion A_n with the overlapping value of $\sim 0.1 \text{ \AA}$. The area of the limited space (local space) between the M_i and M_j ions along the bond line is defined as a cylinder, whose radius is equal to these ions radii. The strength of magnetic couplings and the type of magnetic moments ordering in insulators are determined mainly by the geometrical position and the size of intermediate A_n ions in the local space between two magnetic ions M_i and M_j . The positions of intermediate ions A_n in the local space are determined by the distance $h(A_n)$ from the center of the ion A_n up to the bond line M_i-M_j and the degree of the ion displacement to one of the magnetic ions expressed as a ratio (l'_n/l_n) of the lengths l_n and l'_n ($l_n \leq l'_n$; $l'_n = d(M_i-M_j) - l_n$) produced by the bond line M_i-M_j division by a perpendicular made from the ion center (Fig. 1).

The intermediate A_n ions will tend to orient magnetic moments of M_i and M_j ions and make their contributions J_n into the emergence of antiferromagnetic (AFM) or ferromagnetic (FM) components of the magnetic interaction in dependence on the degree of overlapping of the local space between magnetic ions ($\Delta h(A_n)$), asymmetry (l'_n/l_n) of position relatively to the middle of the M_i-M_j bond line, and the distance between magnetic ions (M_i-M_j).

Among the above parameters, only the degree of space overlapping between the magnetic ions M_i and M_j ($\Delta h(A_n) = h(A_n) - r_{A_n}$) equal to the difference between the distance $h(A_n)$ from the center of A_n ion up to the bond line M_i-M_j and the radius (r_{A_n}) of the A_n ion determined the sign of magnetic interaction. If $\Delta h(A_n) < 0$, the A_n ion overlaps (by $|\Delta h|$) the bond line M_i-M_j and initiates the emerging contribution into the AFM-component of magnetic interaction. If $\Delta h(A_n) > 0$, there remains a gap (the gap width Δh) between the bond line and the A_n ion, and this ion initiates a contribution to the FM-component of magnetic interaction.

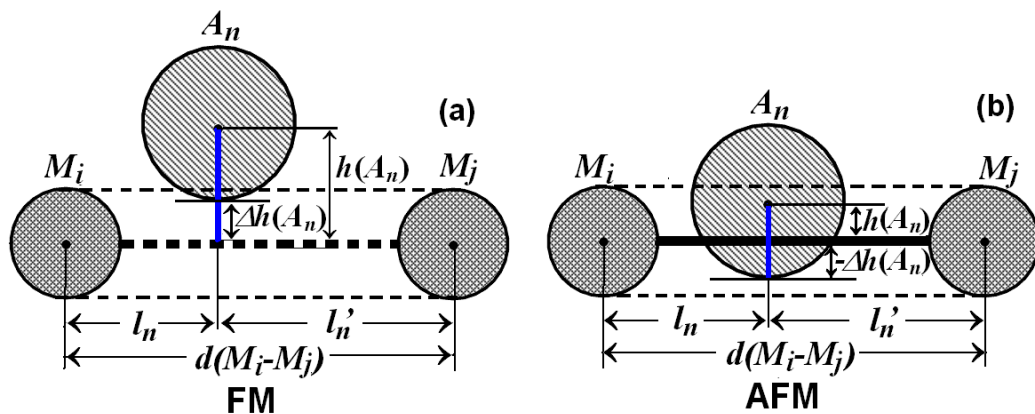


Fig. 1. A schematic representation of the intermediate A_n ion arrangement in the local space between magnetic ions M_i and M_j in cases when the A_n ion initiates the emerging of the ferromagnetic (a) and antiferromagnetic (b) interactions. $h(A_n)$, l_n , l'_n and $d(M_i-M_j)$ - parameters determining the sign and strength of magnetic interactions J_n .

The sign and strength of the magnetic coupling J_{ij} are determined by the sum of the above contributions:

$$J_{ij} = \sum_n j_n$$

The J_{ij} value is expressed in \AA^{-1} units. If $J_{ij} < 0$, the type of M_i and M_j ions magnetic ordering is AFM and, in opposite, if $J_{ij} > 0$, the ordering type is FM.

The value of the contribution to the AFM or FM coupling components is maximal, if the intermediate ion position is in the central one-third of the local space between magnetic ions. For the maximal contribution into the AFM-component of the coupling, the intermediate ion must be at the closest distance from the axis, while in the case of the FM-component, in opposite, from the surface of the cylinder limiting the space area between the magnetic ions. In the absence of direct magnetic interaction, the distance between the magnetic ions M_i and M_j affects only the value of contribution, but does not determine its sign. We assumed in our calculations the coupling strength to be inverse-proportional to the square of the distance between the magnetic ions M_i and M_j . However, the dependence of the coupling strength on the above distance is more complicated. Along with the distance increase, the coupling strength decrease occurs at a higher rate. Juxtaposition of the data obtained using our method with experimental results of studies of the known magnetic compounds showed that the coupling strength was inverse-proportional to the distance square at the $d(M_i-M_j)$ distance increase up to $\sim 8 \text{ \AA}$, while during further increase of the distance the coupling strength must be inverse-proportional not to the square, but to the cube of the distance. However, the available literature does not contain sufficient reliable data to take the above effect into account in our method. As a result, the strength of couplings between ions located at long distances might be artificially overrated.

The method is sensitive to insignificant changes in the local space of magnetic ions and enables one to find intermediate ions localized in critical positions, deviations from which would result in the change of the magnetic coupling strength or spin reorientation (AFM-FM transition, for instance, under effect of temperature or external magnetic field).

The format of the initial data for the “MagInter” program (crystallographic parameters, atom coordinates) is in compliance with the cif-file in the Inorganic Crystal Structure Database (ICSD) (FIZ Karlsruhe, Germany). The room-temperature structural data and ionic radii of Shannon²² were used for calculations.

Studies of the minerals of interest were performed in the following order:

- the sign and strength of all the magnetic interactions between Cu^{2+} ions as inside low-dimensional fragments of the sublattice of magnetic Cu^{2+} ions as between them were calculated;
- the probability of the emergence of anomalies of magnetic interactions and magnetic phase transitions in case of insignificant changes in the local space between magnetic ions was determined;
- the specific geometric configurations in sublattices of Cu^{2+} ions, in which the competition of magnetic interactions takes place, were identified.
- the conclusions on these compounds magnetic structures were made based on the obtained data on characteristics of magnetic interactions and the presence of geometric frustrations in these interactions.

Tables 1 and 2 (section 2) show the crystallographic characteristics and parameters of magnetic couplings (J_n) calculated on the basis of structural data and respective distances between magnetic ions Cu^{2+} in the materials under study. Besides, for intermediate X ions providing the maximal contributions (j^{max}) into AFM or FM components of these J_n couplings, the degree of overlapping of the local space between magnetic ions $\Delta h(X)$, the asymmetry l_n'/l_n of the position relatively to the middle of the $\text{Cu}_i\text{-Cu}_j$ bond line, and the $\text{Cu}_i\text{-X-Cu}_j$ angle are presented.

3. Results and Discussion

3.1. Klyuchevskite, $\text{K}_3\text{Cu}_3(\text{Fe}_{0.82}\text{Al}_{0.18})\text{O}_2(\text{SO}_4)_4$

Klyuchevskite ($\text{K}_3\text{Cu}_3(\text{Fe}_{0.82}\text{Al}_{0.18})\text{O}_2(\text{SO}_4)_4$)¹⁵ crystallizes in the noncentrosymmetric monoclinic *I*2 system. Magnetic Cu^{2+} ions occupy 3 crystallographically independent sites Cu1, Cu2, and Cu3 and have a characteristic distortion of Cu^{2+} coordination polyhedra due to the Jahn-Teller effect strengthened by

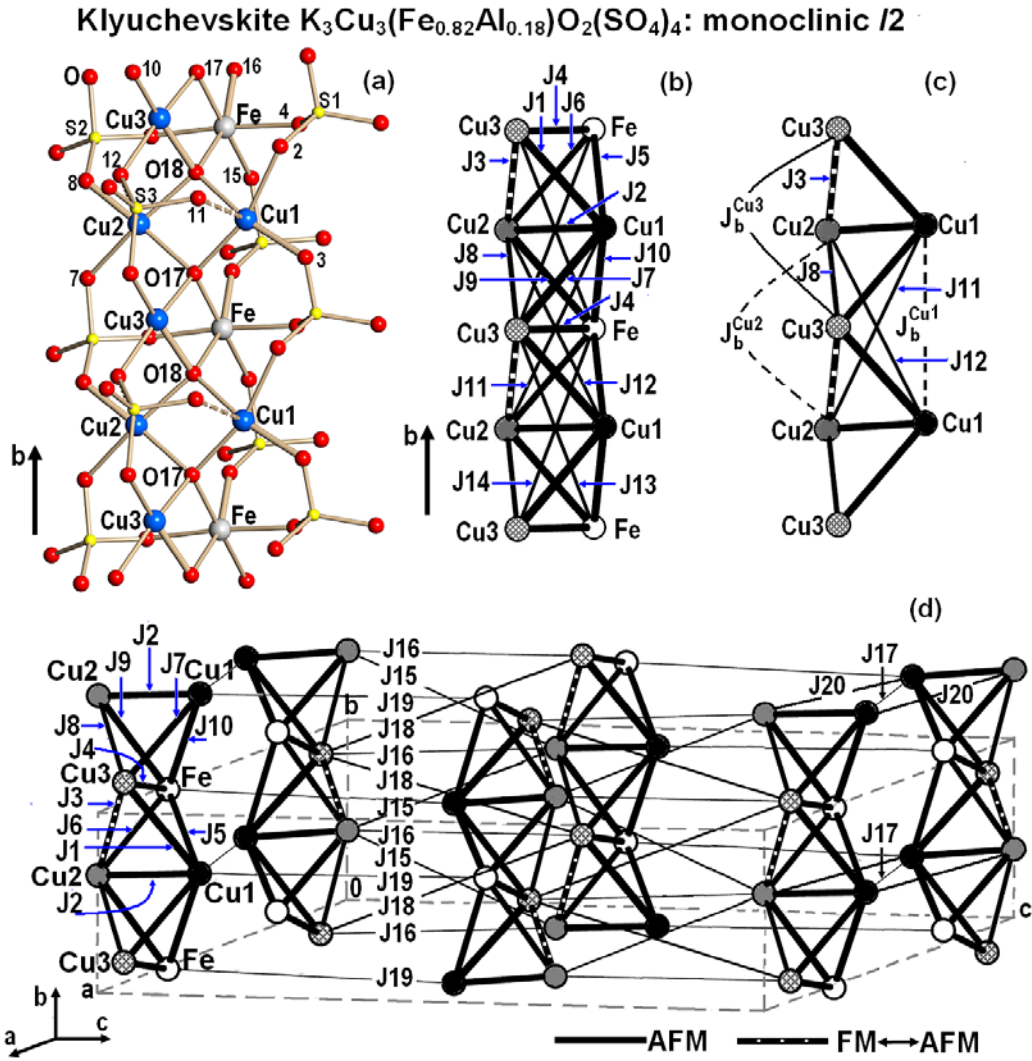


Fig. 2. The chain $[Cu_3Fe^{3+}O_2(SO_4)_4]^{3-}$ in the klyuchevskite $K_3Cu_3(Fe_{0.82}Al_{0.18})O_2(SO_4)_4$ along the b axis (a). The sublattice of magnetic ions Cu^{2+} and Fe^{3+} and the coupling J_n in klyuchevskite: (b) the chain of edge-sharing (Cu_3Fe) tetrahedra, (c) the corrugated chain of copper triangles alternately linked through side and vertex in case of Fe^{3+} ions substitution by nonmagnetic ions, (d) intrachain and interchain J_n couplings. In this and other figures the thickness of lines shows the strength of J_n coupling. AFM and FM couplings are indicated by solid and dashed lines, respectively. The possible FM \rightarrow AFM transitions are shown by the stroke in dashed lines.

geometric hindrances related to the packing features. Elongated tetragonal pyramids CuO_5 with a strong shift of copper ions to basal planes serve as the coordination surrounding of Cu1, Cu2, and Cu3. As a result, the Cu-O distances to apical pyramid vertices ($Cu1-O11 = 2.54$ Å, $Cu2-O12 = 2.47$ Å, and $Cu3-O8 = 2.86$ Å) are significantly longer than those to basal vertices (1.70-2.05 Å). The Cu-O distances to the sixth oxygen atom exceed 2.95 Å for all copper ions. The Fe^{3+} ions occupy the only crystallographically independent site (Fe1) and have the octahedral surrounding ($Fe1-O = 1.78$ -2.07 Å) with an insignificant distortion, as compared to the Cu^{2+} coordination. According to Ref. 15, in this klyuchevskite sample, 18 % of Fe^{3+} ions are substituted by nonmagnetic Al^{3+} ions. However, we consider its crystal structure as a model, in which the Fe1 position is fully occupied by magnetic Fe^{3+} ions and assume that such a compound can be synthesized.

The characteristic feature of this structure, as of a majority of crystal structures of minerals from volcanic exhalations of Kamchatka (Russia)¹¹⁻¹⁵, consists in the presence of complexes of anion-centered OMe_4 tetrahedra (Fig. 2a, b). ‘Extra’ oxygen anions (O17 and O18) ‘pull over’ magnetic cations and form two types of oxo-centered tetrahedra: $[O17Cu1Cu2Cu3Fe]$ ($O17-Cu = 1.91$ -1.97 Å; $O17-Fe = 1.85$ Å), and $[O18Cu1Cu2Cu3Fe]$ ($O18-Cu = 1.79$ -1.90 Å; $O18-Fe = 2.07$ Å) with comparatively high strengths of chemical bonds. Let us denote tetrahedra centered with the O17 ion as the type I and O18-centered ones as type II. These oxo-centered $[OCu_3Fe]$ tetrahedra are linked through edges ($Cu1-Cu2 = 2.899$ Å

Table 1. Crystallographic characteristics and parameters of magnetic couplings (J_n) calculated on the basis of structural data and respective distances between magnetic ions in klyuchevskite $K_3Cu_3(Fe_{0.82}Al_{0.18})O_2(SO_4)_4$.

$K_3Cu_3(Fe_{0.82}Al_{0.18})O_2(SO_4)_4$ ¹⁵ (Data for ICSD - 67698) Space group $I2$ (N5): $a = 18.667 \text{ \AA}$, $b = 4.94 \text{ \AA}$, $c = 18.405 \text{ \AA}$, $\alpha = 90^\circ$, $\beta = 101.5^\circ$, $\gamma = 90^\circ$ Method ^a – XDS; R-value ^b = 0.12					
$d(M_i-M_j) (\text{\AA})$	$J_n^c (\text{\AA}^{-1})$	$j^{\max (d)} (\text{\AA}^{-1})$ ($\Delta h(X)^e \text{ \AA}$, l_n'/l_n^f , $M_i-X-M_j^g$)	$d(M_i-M_j) (\text{\AA})$	$J_n (\text{\AA}^{-1})$	$j^{\max (d)} (\text{\AA}^{-1})$ ($\Delta h(X)^e \text{ \AA}$, l_n'/l_n^f , $M_i-X-M_j^g$)
<i>tetrahedron I: $O18Cu1Cu2Cu3Fe$^h</i>					
$d(Cu1-Cu3)$ 3.220	$J1$ -0.0986	$j(O18)$: -0.0986 (-0.509, 1.8, 122.04°)	$d(Fe-Cu3)$ 2.918	$J4$ -0.0761	$j(O17)$: -0.0400 (-0.169, 1.12, 99.6°) $j(O18)$: -0.0361 (-0.149, 1.29, 98.3°)
$d(Cu1-Cu2)$ 2.899	$J2$ -0.0756	$j(O17)$: -0.0331 (-0.139, 1.01, 97.96°) $j(O18)$: -0.0425 (-0.179, 1.00, 99.77°)	$d(Fe-Cu1)$ 3.400	$J5$ -0.0671	$j(O18)$: -0.0671 (-0.385, 1.13, 118.2°)
$d(Cu2-Cu3)$ 2.870	$J3$ -0.0604 (0.0028)	$j(O18)$: -0.0604 (-0.248, 1.10, 102.38°) $j(O12)$: 0.0632 (0.216, 1.88, 80.89°)	$d(Fe-Cu2)$ 3.364	$J6$ -0.0515	$j(O18)$: -0.0629 (-0.353, 1.13, 116.1°)
<i>tetrahedron II: $O17Cu1Cu2Cu3Fe$^h</i>					
$d(Cu1-Cu3)$ 3.331	$J7$ -0.0719	$j(O17)$: -0.0719 (-0.399, 1.04, 118.0°)	$d(Fe-Cu2)$ 3.268	$J9$ -0.0854	$j(O17)$: -0.0854 (-0.455, 1.06, 119.88°)
$d(Cu2-Cu3)$ 3.115	$J8$ -0.0463	$j(O17)$: -0.0463 (-0.224, 1.04, 105.9°)	$d(Fe-Cu1)$ 3.193	$J10$ -0.0801	$j(O17)$: -0.0801 (-0.408, 1.05, 116.24°)
<i>intrachain couplings^h</i>					
$d(Cu1-Cu1)$ 4.940	J_b^{Cu1} 0.0227	$j(O2)$: -0.0193 (-0.189, 1.99, 123.5°) $j(O4)$: 0.0395 (0.480, 1.09, 105.4°)	$d(Cu1-Cu2)$ 5.664	$J11$ -0.0208	$j(O17)$: -0.0105 (-0.730, 2.16, 153.1°) $j(O18)$: -0.0103 (-0.725, 2.19, 149.8°)
$d(Cu2-Cu2)$ 4.940	J_b^{Cu2} 0.0276	$j(O5)$: 0.0240 (0.292, 1.03, 111.2°)	$d(Cu1-Cu2)$ 5.791	$J12$ -0.0213	$j(O17)$: -0.0107 (152.31°) $j(O18)$: -0.0114 (152.76°)
$d(Cu3-Cu3)$ 4.940	J_b^{Cu3} -0.0042	$j(O12)$: -0.0047 (-0.258, 2.26, 124.6°)	$d(Fe-Cu3)$ 5.552	$J13$ -0.0221	$j(O17)$: -0.0107 (-0.732, 2.23, 148.9°) $j(O18)$: -0.0114 (-0.810, 2.29, 152.0°)
$d(Fe-Fe)$ 4.940	J_b^{Fe} -0.0025 ^f	$j(O16)$: -0.0095 (-0.510, 2.20, 135.4°)	$d(Fe-Cu3)$ 5.918	$J14$ -0.0200	$j(O17)$: -0.0104 (-0.782, 2.16, 153.1°) $j(O18)$: -0.0096 (-0.691, 2.05, 149.8°)
<i>interchain couplings^h</i>					
$d(Cu2-Cu2)$ 6.333	$J15$ -0.0073	$j(O8)$: -0.0063 (-0.795, 2.98, 174.3°)	$d(Cu3-Cu3)$ 7.722	$J18$ -0.0104	$j(O8)$: -0.0109 (-0.265, 1.95, 144.04°)
$d(Cu2-Cu3)$ 6.399	$J16$ -0.0018	$j(O8)$: -0.0018 (-0.293, 3.95, 127.2°)	$d(Fe-Cu1)$ 7.947	$J19$ -0.0034	$j(O4)$: -0.0027 (-0.601, 3.49, 148.3°)
$d(Cu1-Cu1)$ 6.805	$J17$ -0.0006	$2x j(O11)$: -0.0017 (-0.159, 2.07, 135.6°)	$d(Cu1-Cu2)$ 8.567	$J20$ -0.0300	$j(O11)$: -0.0332 (-1.188, 1.25, 174.27°)

^a XDS - X-ray diffraction from single crystal.

^b The refinement converged to the residual factor (R) values.

^c $J_n < 0$ – AFM, $J_n > 0$ – FM

^d j - maximal contributions of the intermediate X ion into the AFM component of the J_n coupling

^e $\Delta h(X)$ – the degree of overlapping of the local space between magnetic ions and the intermediate ion X.

^f l_n'/l_n - asymmetry of position of the intermediate X ion relatively to the middle of the M_i-M_j bond line.

^g M_i-X-M_j bonding angle

^h As accepted for J_n calculations, the Fe position is fully occupied

and $Cu3-Fe = 2.918 \text{ \AA}$) into chains stretched along the b axis. The chains are linked to each other through SO_4 tetrahedra and K ions. The chains of edge-sharing $Cu1Cu2Cu3Fe$ tetrahedra serve as a base of the

sublattice of magnetic ions (Fig. 2b, d) in klyuchevskite. Tetrahedra of I and II types alternate in the chain.

Our calculations (Table 1, Fig. 2b, d) demonstrate that strong antiferromagnetic (AFM) couplings exist along all the tetrahedra edges, except one (Cu2-Cu3 in the tetrahedron of the type I). The main contribution to formation of the AFM character of these couplings is provided by O18 and O17 oxygen ions centering the above tetrahedra. The AFM J_1 ($J_1 = -0.0986 \text{ \AA}^{-1}$, $d(\text{Cu1-Cu3}) = 3.220 \text{ \AA}$) coupling is the strongest among them. The antiferromagnetic J_5 ($J_5/J_1 = 0.68$, $d(\text{Fe-Cu1}) = 3.400 \text{ \AA}$), and J_6 ($J_6/J_1 = 0.52$, $d(\text{Fe-Cu2}) = 3.364 \text{ \AA}$) couplings in the tetrahedron of the type I and antiferromagnetic J_7 ($J_7/J_1 = 0.73$, $d(\text{Cu1-Cu3}) = 3.331 \text{ \AA}$), J_8 ($J_8/J_1 = 0.47$, $d(\text{Cu2-Cu3}) = 3.115 \text{ \AA}$), J_9 ($J_9/J_1 = 0.87$, $d(\text{Fe-Cu2}) = 3.268 \text{ \AA}$), and J_{10} ($J_{10}/J_1 = 0.81$, $d(\text{Fe-Cu1}) = 3.193 \text{ \AA}$) ones in the tetrahedron of the type II emerge under effect of O18 and O17 ions, respectively. The contributions to AFM components of interactions J_2 ($J_2/J_1 = 0.77$, $d(\text{Cu1-Cu2}) = 2.899 \text{ \AA}$) and J_4 ($J_4/J_1 = 0.77$, $d(\text{Fe-Cu3}) = 2.918 \text{ \AA}$) along common tetrahedra edges in the chain are provided by both O17 and O18 ions.

The J_3 coupling ($d(\text{Cu2-Cu3}) = 2.870 \text{ \AA}$) between magnetic Cu2 and Cu3 ions in the tetrahedron of the type I is formed under effect of two oxygen ions (O18 and O12) entering its local space. Although the oxygen O18 ion makes a substantial AFM contribution ($j(\text{O18}) = -0.0604 \text{ \AA}^{-1}$) to the emergence of the J_3 coupling, the FM contribution of the O12 ion ($j(\text{O12}) = 0.0632 \text{ \AA}^{-1}$) exceeds it insignificantly (by 0.0028 \AA^{-1}) and, thus, makes this coupling weak ferromagnetic. Then, along the zigzag-like chain formed by tetrahedra Cu2-Cu3 edges, the orientation of magnetic moments will be as follows: $\uparrow\uparrow\downarrow$. Nevertheless, the J_3 coupling can be hardly considered as a stable one. The point is, the O12 ion is located in the critical position, and a shift from it could result in reorientation of magnetic moments (FM–AFM transition). For example, the decrease of the Cu2-O12 distance from 2.47 \AA to 2.34 \AA (at the increase of the values of x and z coordinates of the O12 ion by just 0.01) will yield 5-fold decrease of the FM contribution and induce the transition of the J_3 coupling into the AFM state. Low accuracy of determination of the crystal structure of klyuchevskite in Ref. [15] by means of X-ray single-crystal diffraction (the refinement converged to the residual factor (R) values $R = 0.12$) enables one to assume that the O12 ion has an insignificant role in formation of the J_3 coupling, so that it is strong and antiferromagnetic ($J_3/J_1 = 0.61$), just like other couplings in tetrahedra.

To sum up, the crystal structure of klyuchevskite causes the emergence of strongly frustrated AFM chains of edge-sharing tetrahedra stretched along the b axis, with competing strong nearest neighbor AFM couplings along the tetrahedra edges. In case of reorientation of magnetic moments from antiferromagnetic to ferromagnetic (AFM $J_3 \rightarrow$ FM J_3) along just one of six tetrahedron edges, all the magnetic couplings in the tetrahedron will remain frustrated. In case of complete substitution of Fe^{3+} ions by nonmagnetic Al^{3+} ions at preservation of the crystal structure, the frustrated AFM chain from tetrahedra will transform into a corrugated AFM chain from copper triangles alternately coupled through a side and a vertex (Fig. 2c). This chain will be also frustrated.

Extra intrachain couplings (Table 1, Fig. 2d) at long distances J_{11} ($J_{11}/J_1 = 0.21$, $d(\text{Cu1-Cu2}) = 5.664 \text{ \AA}$), J_{12} ($J_{12}/J_1 = 0.22$, $d(\text{Cu1-Cu2}) = 5.791 \text{ \AA}$), J_{13} ($J_{13}/J_1 = 0.22$, $d(\text{Fe-Cu3}) = 5.552 \text{ \AA}$), and J_{14} ($J_{14}/J_1 = 0.20$, $d(\text{Fe-Cu3}) = 5.918 \text{ \AA}$) are also of the FM type, but they are almost 5-fold weaker than the main ones along tetrahedra edges. The FM couplings J_b^{Cu1} ($J_b^{\text{Cu1}}/J_1 = -0.23$) and J_b^{Cu2} ($J_b^{\text{Cu2}}/J_1 = -0.28$) between similar ions located at a distance of the b parameter of the unit cell are slightly stronger. Antiferromagnetic, but very weak couplings J_b^{Cu3} ($J_b^{\text{Cu3}}/J_1 = 0.04$, $d(\text{Cu3-Cu3}) = 4.94 \text{ \AA}$) and J_b^{Fe} ($J_b^{\text{Fe}}/J_1 = 0.03$, $d(\text{Fe-Fe}) = 4.94 \text{ \AA}$) exist between similar Cu3 and Fe atoms located through the b parameter. The AFM character of these couplings indicates to at least twofold increase of the b parameters of the magnetic unit cell, as compared to that in the crystal unit cell.

The weak AFM couplings J_{15} ($J_{15}/J_1 = 0.07$, $d(\text{Cu2-Cu2}) = 6.333 \text{ \AA}$), J_{16} ($J_{16}/J_1 = 0.02$, $d(\text{Cu2-Cu3}) = 6.399 \text{ \AA}$), J_{17} ($J_{17}/J_1 = 0.006$, $d(\text{Cu1-Cu1}) = 6.805 \text{ \AA}$), J_{18} ($J_{18}/J_1 = 0.11$, $d(\text{Cu3-Cu3}) = 7.722 \text{ \AA}$), and J_{19} ($J_{19}/J_1 = 0.03$, $d(\text{Fe-Cu1}) = 7.947 \text{ \AA}$) (Table 1, Fig. 2d) exist between tetrahedral chains. According to the calculations, just one AFM interchain coupling J_{20} ($J_{20}/J_1 = 0.34$, $d(\text{Cu1-Cu2}) = 8.567 \text{ \AA}$) is relatively strong. However, the strength of this coupling can be overestimated, since the decrease of coupling strengths accelerates along with the distance increase.

To sum up, our calculations yielded a quasi-one-dimensional spin-tetrahedra system $\text{K}_3\text{Cu}_3(\text{Fe}_{0.82}\text{Al}_{0.18})\text{O}_2(\text{SO}_4)_4$, in which frustrated antiferromagnetic tetrahedra are linked through common edges into chains stretched along the b axis. All the couplings between nearest neighbors of copper and iron atoms inside the chain are themselves frustrated due to their location in tetrahedra vertices. Besides, extra competition of these AFM couplings with those between next-to-nearest neighbors Cu and Fe atoms

in J_{11} - J_{10} - J_6 , J_{12} - J_8 - J_1 , J_{12} - J_9 - J_5 , J_{13} - J_{10} - J_1 , J_{14} - J_7 - J_5 , and J_{14} - J_8 - J_6 triangles exists inside the chain. Antiferromagnetic couplings between chains are very weak.

3.2. Piipite (*caratiite*), $K_4Cu_4O_2(SO_4)_4MeCl$

Piipite $K_4Cu_4O_2(SO_4)_4MeCl$ ¹⁶ crystallizes in the noncentrosymmetric tetragonal $I4$ system. Just like in klyuchevskite, chains of edge-sharing oxo-centered OCu_4 tetrahedra serve as a base of the crystal structure of piipite (Fig. 3a). These chains are stretched in parallel to $[001]$ and linked by SO_4^{2-} and K^+ ions into a framework, whose channels contain Me and Cl^- ions. However, the nature of the Me atoms is not yet established completely. As was assumed in Ref. 16, most probably, the position is half occupied by Cu^{2+} , fully occupied by Na^+ , or occupied by a mixture of the two. Unlike klyuchevskite, in piipite the chains of edge-sharing OCu_4 tetrahedra are polarized. The O1 ions centering tetrahedra are shifted by 0.036 Å ($z(O1) = 0.7572$) from the center of the Cu_4 tetrahedron along the 001 direction (Fig. 3a). As a result, two Cu-O1 bonds are shortened down to 1.902 Å, whereas two others are elongated up to 1.948 Å. If the O1 atom was not shifted ($z(O1) = 0.7500$), the Cu-O1 distances for all 4 atoms in the tetrahedron would be equal to 1.925 Å.

According to our calculations, the AFM nearest-neighbor J_1 ($J_1 = -0.0719$ Å⁻¹, $d(Cu1-Cu1) = 2.936$ Å) and J_2 ($J_2/J_1 = 0.96$, $d(Cu1-Cu1) = 3.242$ Å) couplings of Cu_4 tetrahedra linked through common edges into chains parallel to the c axis are the dominating ones (Table 2, Fig. 3b.). The contribution to AFM components of these couplings emerges under effect of oxygen ions (O1) centering the above tetrahedra. Just like J_1 couplings, the next-to-nearest neighbor J_3 and J_4 intrachain couplings are also antiferromagnetic, but 3- and 6-fold weaker, respectively. All these couplings compete to each other, while tetrahedral chains in piipite are frustrated. Just one coupling J_c ($J_c/J_1 = -0.06$, $d(Cu1-Cu1) = 4.980$ Å) between copper ions in the chain located across the c parameter is very weak and ferromagnetic, but also competes with the weak AFM J_{2c} ($J_{2c}/J_1 = 0.07$) coupling that is the next along the c parameter. Chains are located at large distances from each other. The nearest between chains J_5 ($J_5/J_1 = -0.015$, $d(Cu1-Cu1) = 7.240$ Å) coupling is very weak antiferromagnetic. The subsequent couplings at distances within 9 Å are weak ferromagnetic.

If one assumes that the Me position (2a: $x = 0$, $y = 0$, $z = 0.448$) is at least half-occupied by the magnetic $Cu(2)^{2+}$ ion, then strong AFM J_7 ($J_7/J_1 = 0.86$, $d(Cu1-Cu1) = 6.169$ Å) and weaker AFM J_9 ($J_9/J_1 = 0.15$, $d(Cu1-Cu1) = 6.238$ Å) and FM J_8 ($J_8/J_1 = -0.10$, $d(Cu1-Cu1) = 6.028$ Å) couplings will emerge between frustrated tetrahedral chains and $Cu2$ ions.

If the Me position was fully occupied with magnetic Cu^{2+} ions, then the piipite structure would consist of two types of chains stretched along the c axis: linear chains $-Cu2-Cu2-$ of strong AFM J_c^{Cu2} couplings formed due to intermediate Cl^- ions and frustrated chains of AFM tetrahedra $Cu1_4$ (Table 2, Fig. 3c.). These chains are linked to each other through strong AFM J_7 couplings.

However, coordination in the form of a virtually regular octahedron is not characteristic of the Cu^{2+} ion. It is more similar to the coordination of the nonmagnetic Cu^{1+} ion, if one considers 2 collinear axial Cu-Cl bonds (2.49 Å) as shortened ones for large chlorine ions and, in addition, 4 elongated Cu-O5 bonds (2.50 Å) with small oxygen ions in the octahedron equatorial plane.

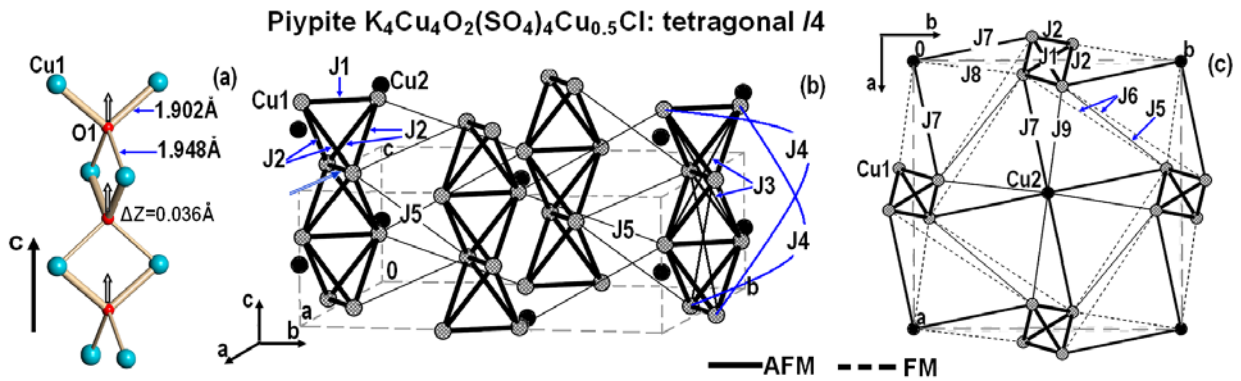


Fig. 3. Polarization along the c axis of the chain of edge-sharing OCu_4 tetrahedra in piipite $K_4Cu_4O_2(SO_4)_4MeCl$ (a). The sublattice of magnetic ions $Cu1^{2+}$ formed from chains of edge-sharing ($Cu1_4$) tetrahedra and the coupling J_n in piipite (b). The interchain J_n couplings in case of occupancy of Me positions by magnetic Cu^{2+} ions (projection of the structure parallel to $[001]$) (c).

Table 2. Crystallographic characteristics and parameters of magnetic couplings (J_n) calculated on the basis of structural data and respective distances between magnetic ions in piipite $K_4Cu_4O_2(SO_4)_4Cu_{0.5}Cl$.

$K_4Cu_4O_2(SO_4)_4Cu_{0.5}Cl$ [16] (Data for ICSD - 64684) Space group $I4$ (N79): $a = 13.60 \text{ \AA}$, $b = 13.60.94 \text{ \AA}$, $c = 4.98 \text{ \AA}$, $\alpha = 90^\circ$, $\beta = 90^\circ$, $\gamma = 90^\circ$ Method ^a – XDS; R-value ^b = 0.0350					
$d(Cu_i-Cu_j)$ (\AA)	$J_n^c(\text{\AA}^{-1})$	$j^{\max}(d)^{(d)}(\text{\AA}^{-1})$ ($\Delta h(X)^e \text{ \AA}$, l_n'/l_n^f , $Cu_i-X-Cu_j^g$)	$d(Cu_i-Cu_j)$ (\AA)	$J_n(\text{\AA}^{-1})$	$j^{\max}(d)^{(d)}(\text{\AA}^{-1})$ ($\Delta h(X)^e \text{ \AA}$, l_n'/l_n^f , $Cu_i-X-Cu_j^g$)
<i>tetrahedron I: Cu(1)₄</i>					
$d(Cu1-Cu1)$ 2.936	$J1$ -0.0719	$j(O1)$: -0.0443 (-0.191, 1.0, 101.04°) $j(O1)$: -0.0276 (-0.119, 1.0, 97.79°)	$d(Cu1-Cu1)$ 3.242	$J2$ -0.0689	$j(O1)$: -0.0689 (-0.362, 1.03, 114.71°)
<i>intrachain couplings in tetrahedral chains</i>					
$d(Cu1-Cu1)$ 5.781	$J3$ -0.0211	$j(O1)$: -0.0100 (-0.750, 2.23, 150.75°) $j(O1)$: -0.0111 (-0.0111, 2.13, 152.75°)	$d(Cu1-Cu1)$ 4.980	J_c^{Cu1} 0.0040	$j(O2)$: 0.0028 (0.232, 2.21, 101.97°)
$d(Cu1-Cu1)$ 7.753	$J4$ -0.0117	$j(O1)$: -0.0120 (h=-0.362, 1.02, 150.02°)	$d(Cu1-Cu1)$ 9.960	J_{2c}^{Cu1} -0.0051	$j(Cu1)$: -0.0131 (-0.650, 1.0, 180°)
<i>interchain couplings</i>					
$d(Cu1-Cu1)$ 7.240	$J5$ -0.0011	$j(O3)$: -0.0023 (-0.363, 3.04, 139.2°) $j(O4)$: 0.0020 (0.462, 4.42, 108.2°)	$d(Cu1-Cu1)$ 8.716	$J6$ 0.0038	$j(O3)$: -0.0126 (-0.422, 1.68, 153.12°) $j(O5)$: 0.0131 (0.494, 1.13, 132.90°)
<i>linear chains of Cu2 ions^h</i>					
$d(Cu2-Cu2)$ 4.980	J_c^{Cu2} -0.1460	$j(Cl)$: -0.1460 (-1.810, 1.0, 180°)	$d(Cu2-Cu2)$ 9.960	J_{2c}^{Cu2} -0.0253	$j(Cu2)$: -0.0131 (-0.650, 1.0, 180°) $2 \times j(Cl)$: -0.0061 (-1.810, 3.01, 180°)
<i>couplings between tetrahedral and linear chains^h</i>					
$d(Cu1-Cu2)$ 6.169	$J7$ -0.0619	$j(O4)$: -0.0640 (-1.057, 1.72, 166.36°)	$d(Cu1-Cu2)$ 6.238	$J9$ -0.0108	$j(O2)$: -0.0089 (-0.795, 2.29, 154.40°)
$d(Cu1-Cu2)$ 6.028	$J8$ 0.0074	$j(O5)$: -0.0128 (-0.0200, 1.75, 133.91°) $j(O4)$: 0.0178 (0.306, 1.42, 119.89.14°)			

^a XDS - X-ray diffraction from single crystal.

^b The refinement converged to the residual factor (R) values.

^c $J_n < 0$ – AFM, $J_n > 0$ – FM

^d j - maximal contributions of the intermediate X ion into the AFM component of the J_n coupling

^e $\Delta h(X)$ – the degree of overlapping of the local space between magnetic ions and the intermediate ion X.

^f l_n'/l_n - asymmetry of position of the intermediate X ion relatively to the middle of the Cu_i-Cu_j bond line.

^g Cu_i-X-Cu_j bonding angle

^h As accepted for J_n calculations, the FCu2 position is fully occupied

To sum up, the results of calculations of characteristics of magnetic couplings by the crystal chemistry method and the analysis of their competition in the structures of noncentrosymmetric minerals klyuchevskite ($K_3Cu_3(Fe_{0.82}Al_{0.18})O_2(SO_4)_4$) and piipite ($K_4Cu_4O_2(SO_4)_4Cu_{0.5}Cl$) assume that their magnetic structures comprise quasi-one-dimensional systems. The magnetic structures of these minerals are formed by dominating in strength antiferromagnetic chains of edge-sharing tetrahedra. All the couplings in chains are frustrated. Antiferromagnetic and ferromagnetic couplings between chains are very weak.

Besides, in piipite the strong frustration of magnetic interactions (absence of magnetic ordering) is combined with the presence of electric polarization in tetrahedra chains. The O1 ions centering Cu_4 tetrahedra are shifted from the tetrahedron center along the 001 direction (Fig. 3a). This polarization can be also considered as the shift along the 00-1 direction of the chain of tetrahedra of Cu^{2+} cations relatively to O^{2-} anions centering these tetrahedra. Our calculations demonstrate that the shift of the O1 ion to the tetrahedron center (at preservation of acceptable Cu-O bond lengths) will yield substantial changes in neither strength nor character of magnetic couplings, since the position occupied by the O1 ion is not a critical one.

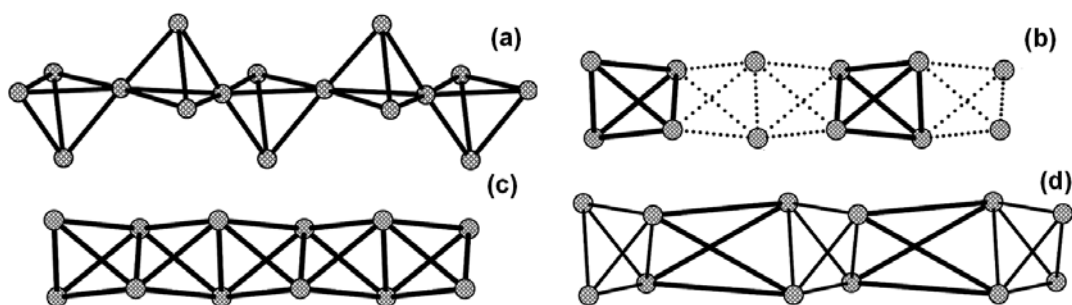


Fig. 4. Schematic representation of quasi-one dimensional frustrated spin-tetrahedral systems: (a) zigzag-like chains of corner-sharing tetrahedra, (b) tetrahedral-cluster spin chain, (c) chain of edge-sharing tetrahedra, and (d) chains in $\text{Cu}_2\text{Te}_2\text{O}_5\text{X}_2$.

3.3. Uniqueness of tetrahedral spin chains in klyuchevskite and piipite

Magnetism of tetrahedral spin chains is of great interest for theoretical and experimental studies. In the literature, zigzag-like chains of corner-sharing tetrahedra²⁻⁶ (Fig. 4a), the tetrahedral-cluster spin chain²³⁻²⁵ (Fig. 4b), and the chain of edge-sharing tetrahedra^{26, 27} (Fig. 4c) are considered as quasi-one-dimensional frustrated spin-tetrahedral systems.

Among these three tetrahedral quasi-one dimensional spin systems, the only widely spread one contains corner-sharing tetrahedra chains, for instance, in $\text{Cu}_3\text{Mo}_2\text{O}_9$ ²⁸⁻²⁹ and in pyrochlore lattices³⁰. We did not manage to find in the literature any data on experimental studies of magnetic compounds, in which spin tetrahedra would be linked into chains via edges.

Instead of the tetrahedral-cluster spin chain and the spin chain of edge-sharing tetrahedra, the system $\text{Cu}_2\text{Te}_2\text{O}_5\text{X}_2$ with X - Cl, Br has been examined in the literature³¹⁻³⁴. It contains tetrahedral clusters of copper ions (Cu_4), which are not edge-sharing, but align to tubes or chains. Strong inter-tetrahedral couplings are present in such chains. However, in spite of numerous theoretical and experimental studies, the accurate dimensionality of the $\text{Cu}_2\text{Te}_2\text{O}_5\text{X}_2$ system is not clear. There exists the opinion that this system is three-dimensional rather than quasi-one dimensional, since interchain interactions in it are rather strong^{7, 32-34}. Different models of the magnetic state of this system were examined in theoretical terms. The authors of Refs. 24-26 investigated frustration in the tetrahedral-cluster spin chain and the chain of edge-sharing tetrahedra within the frames of the model of two-leg spin ladders. Kotov et al.³⁵⁻³⁶ demonstrated the role of antisymmetric Dzyaloshinsky-Moriya (DM)³⁷⁻³⁸ spin-spin interactions in inducing weak antiferromagnetism in $\text{Cu}_2\text{Te}_2\text{O}_5\text{Br}_2$.

We found frustrated AFM spin chains of edge-sharing tetrahedra (Fig. 4b) in two minerals: klyuchevskite and piipite. The uniqueness of these minerals consist not only in the very presence of such spin tetrahedra chains in them, but also in the fact that the AFM character and frustration of exchange interactions in these chains are caused by oxygen ions centering copper tetrahedra (OCu_4). Since the shift of these oxygen ions is limited by small sizes of Cu_4 tetrahedra, reorientation of magnetic moments (AFM \rightarrow FM) along the tetrahedra edges and, therefore, the frustration suppression due to changes in the character of exchange interactions in the chain will be impossible.

4. Conclusions

As was demonstrated by the calculations of the sign and strength of magnetic interactions based on the structural data, noncentrosymmetric minerals klyuchevskite ($\text{K}_3\text{Cu}_3(\text{Fe}_{0.82}\text{Al}_{0.18})\text{O}_2(\text{SO}_4)_4$) and piipite ($\text{K}_4\text{Cu}_4\text{O}_2(\text{SO}_4)_4\text{MeCl}$) were frustrated quasi-one-dimensional spin-1/2 tetrahedral systems containing AFM spin chains of edge-sharing Cu_4 tetrahedra. The magnetic system of such compounds is disordered because of frustration of strong exchange interactions in tetrahedra, in which antiparallel orientation of all the nearest neighbors is impossible due to geometric reasons. At the same time, in the crystal structure of piipite, one detects the existence of electric ordering (polarization) of chains of OCu_4 tetrahedra, since the oxygen O1 ions that center them are shifted from the tetrahedra centers along the 001 direction.

In conclusion, one should mention some problems inherent to determination of the crystal structure of these minerals, but cannot be solved by crystal chemistry methods. Although the existence of frustration of magnetic interactions in these minerals is caused by their crystal structures and raises no doubts, it is still unclear whether their magnetic systems will remain completely disordered until the temperature absolute zero (will become the quantum spin liquid). In view of this, it appears of interest to reveal the

possibility of having an essential role in magnetic ordering for very weak long-range AFM interactions linking base elements of the magnetic structure (frustrated tetrahedra chains with strong AFM interactions). Another problem consists in the possibility of the emergence of the spatially modulated spin structure in these minerals as a result of activation of forces of the relativistic nature (of Dzyaloshinskii–Moriya).^{37, 38} The crystal structures of klyuchevskite and piipite are favorable for this, since their space groups (*I*2 and *I*4, respectively) do not contain the inversion center, symmetry planes, and rotoinversion axes.

Finally, studies of these systems can be of great interest, since they are magnetics with Jahn-Teller ions. According to Ref. 39, it will affect all the complex of their properties, including magnetic ones.

We believe that further studies of these systems will soon constitute one of the urgent problems of the physics of magnetic phenomena.

Acknowledgments

The work was partially supported by the Program of Basic Research “Far East” (Far-Eastern Branch, Russian Academy of Sciences), project no. 15-I-3-026.

References

1. L. P. Vergasova and S. K. Filatov. New Mineral Species in Products of Fumarole Activity of the Great Tolbachik Fissure Eruption. *J. Volcanol. Seismol.*, **6**, 281 (2012).
2. M. J. Harris, S. T. Bramwell, D. F. McMorrow, T. Zeiske, and K. W. Godfrey, *Phys. Rev. Lett.* **79**, 2554 (1997).
3. M. J. Harris, S. T. Bramwell, P. C. W. Holdsworth and J. D. M. Champion, *Phys. Rev. Lett.* **81**, 4496 (1998).
4. A. P. Ramirez, A. Hayashi, R. J. Cava, R. Siddharthan and B. S. Shastry, *Nat. (London)* **399**, 333 (1999).
5. J. E. Greedan, *J. Mater. Chem.* **11**, 37 (2001).
6. J. Snyder, J. S. Slusky, R. J. Cava and P. Schiffer, *Nat. (London)* **413**, 48 (2001).
7. S. S. Sosin, L. A. Prozorova and A. I. Smirnov, *Phys. Usp.* **48**, 83 (2005).
8. R. Moessner and A. P. Ramirez, *Phys. Today* **59**, 24 (2006).
9. D. J. P. Morris, D. A. Tennant, S. A. Grigera, B. Klemke, C. Castelnovo, R. Moessner, C. Czternasty, M. Meissner, K. C. Rule, J.-U. Hoffmann, K. Kiefer, S. Gerischer, D. Slobinsky and R. S. Perry. *Science* **326**, 411 (2009).
10. L. Balents, *Nat. (London)* **464**, 199 (2010).
11. S. V. Krivovichev, S. K. Filatov and T. F. Semenova, *Russ. Chem. Rev.* **67**, 137 (1998).
12. S. V. Krivovichev and S. K. Filatov, *American Mineralogist*, **84**, 1099 (1999).
13. S. V. Krivovichev and S. K. Filatov, *Crystal chemistry of minerals and inorganic compounds based on complexes of anion-centered tetrahedra*. St. Petersburg University Press, St. Petersburg 2001.
14. S. V. Krivovichev, O. Mentre, O. I. Siidra, M. Colmont and S. K. Filatov, *Chem. Rev.* **113**, 6459 (2013).
15. M. G. Gorskaya, S. K. Filatov, I. V. Rozhdestvenskaya and L. P. Vergasova, *Mineral. Mag.* **56**, 411 (1992).
16. H. Effenberger and J. Zemmann, *Mineral. Mag.* **48**, 541 (1984).
17. L. M. Volkova and S. A. Polyshchuk, *J. Supercond.* **18**, 583 (2005).
18. L. M. Volkova, *J. Struct. Chem.* **50**, (Suppl.) S49 (2009).
19. L. M. Volkova and D. V. Marinin, *J. Phys.: Condens. Matter* **21**, 015903 (2009).
20. L. M. Volkova and D. V. Marinin, *J. Supercond. Nov. Magn.* **24**, 2161 (2011).
21. L. M. Volkova and D. V. Marinin, *J. Appl. Phys.* **116**, 133901 (2014).
22. R. D. Shannon, *Acta Crystallogr. A* **32**, 751 (1976).
23. K. Terao and I. Honda, *J. Phys.: Condens. Matter*, **19**, 145261 (2007).
24. W. Brenig and K. W. Becker, *Phys. Rev. B*, **64**, 214413 (2001).
25. E. Chattopadhyay and I. Bose, *Phys. Rev. B*, **65**, 134425 (2002).
26. O. Rojas, J. Strečka and M. L. Lyra, *Phys. Lett. A* **377**, 920 (2013).
27. M. Arlego and W. Brenig, *Eur. Phys. J. B* **53**, 193 (2006).
28. T. Hosaka, S. Hachiuma, H. Kuroe, T. Sekine, M. Hase, K. Oka, T. Ito, H. Eisaki, M. Fujisawa, S. Okubo and H. Ohta, *J. Phys.: Conf. Ser.* **400**, 032022 (2012).
29. M. Hase, H. Kuroe, V. Yu. Pomjakushin, L. Keller, R. Tamura, N. Terada, Y. Matsushita, A. Dönni, and T. Sekine, *Phys. Rev. B* **92**, 054425 (2015).
30. J. S. Gardner, M. J. P. Gingras and J. E. Greedan, *Rev. Mod. Phys.* **82**, 53 (2010).
31. M. Johansson, K. W. Törnroos, F. Mila and P. Millet, *Chem. Mater.* **12**, 2853 (2000).
32. J. Jensen, P. Lemmens, and C. Gros, *Europhys. Lett.* **64**, 689 (2003).
33. C. Gros, P. Lemmens, M. Vojta, R. Valentí, K.-Y. Choi, H. Kageyama, Z. Hiroi, N. V. Mushnikov, T. Goto, M. Johanson and P. Millet, *Phys. Rev. B* **67**, 174405 (2003).
34. A. Comment, H. Mayaffre, V. Mitrović, M. Horvatić, C. Berthier, B. Grenier and P. Millet, *Phys. Rev. B* **82**, 214416 (2010).
35. V. N. Kotov, M. E. Zhitomirsky, M. Elhajal and F. Mila, *J. Phys.: Condens. Matter* **16**, 905 (2004).
36. V. N. Kotov, M. E. Zhitomirsky, M. Elhajal and F. Mila, *Phys. Rev. B* **70**, 214401 (2004).
37. I. E. Dzyaloshinsky, *J. Phys. Chem. Solids* **4**, 241 (1958).
38. T. Moriya, *Phys. Rev.* **120**, 91 (1960).
39. K. I. Kugel, D. I. Khomskii, *Sov. Phys. Usp.* **25** 231 (1982);]