

Why and How to Pay Different Attention to Phrase Alignments of Different Intensities

Wenpeng Yin and Hinrich Schütze

Center for Information and Language Processing
LMU Munich, Germany
wenpeng@cis.lmu.de

Abstract

This work studies comparatively two typical sentence pair classification tasks: textual entailment (TE) and answer selection (AS), observing that phrase alignments of different intensities contribute differently in these tasks. We address the problems of identifying phrase alignments of *flexible granularity* and pooling *different intensities*¹ for these tasks. Prior work (i) has limitations in phrase generation and representation, or (ii) conducts alignment at word and phrase levels by handcrafted features or (iii) utilizes a single framework of alignment without considering the characteristics of specific tasks, which limits the framework’s effectiveness across tasks. We propose an architecture based on Gated Recurrent Unit that supports (i) representation learning of phrases of *arbitrary granularity* and (ii) task-specific phrase alignment between two sentences by *attention pooling*. Experimental results on TE and AS match our observation and are state-of-the-art.

1 Introduction

How to model a pair of sentences is a critical issue in many NLP tasks, including textual entailment (Marelli et al., 2014a; Bowman et al., 2015a; Yin et al., 2016) and answer selection (Yu et al., 2014; Yang et al., 2015; Santos et al., 2016). A key challenge common to these tasks is the lack of explicit alignment annotation between the sentences of the pair. Thus, inferring and assessing the semantic relations between words and phrases in the two sentences is a core issue.

Figure 1 shows examples of alignments. In the TE example, we try to figure out Q entails C^+

¹By intensity we roughly mean the degree of match.

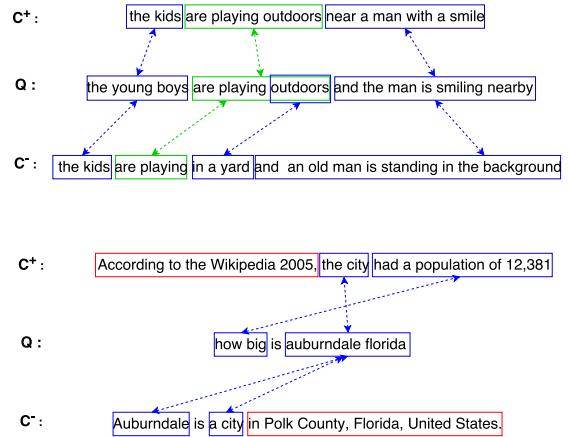


Figure 1: Alignment examples in TE (top) and AS (bottom). Green color: identical (subset) alignment; blue color: relatedness alignment; red color: unrelated alignment. Q : the first sentence in TE or the question in AS; C^+ , C^- : the correct or incorrect counterpart in the sentence pair (Q , C).

(positive) or C^- (negative). As human beings, we discover the relationship of two sentences by studying the alignments between linguistic units. We see that some phrases are kept: “are playing outdoors” (between Q and C^+), “are playing ” (between Q and C^-). Some phrases are changed into related semantics on purpose: “the young boys” (Q) \rightarrow “the kids” (C^+ & C^-), “the man is smiling nearby” (Q) \rightarrow “near a man with a smile” (C^+) or \rightarrow “an old man is standing in the background” (C^-). We can see that the kept parts have strong alignments (green color), and changed parts have weaker alignments (blue color). To successfully identify the relationships of (Q , C^+) or (Q , C^-), studying the changed parts is crucial. Hence, we argue that TE should pay more attention to weaker alignments.

In AS, we try to figure out: does sentence C^+ or sentence C^- answer question Q ? Roughly, the content in candidates C^+ and C^- can be classified into aligned part (e.g., repeated or relevant

parts) and indifferent part. This differs from TE, in which it is hard to claim that some parts are indifferent, as TE requires to make clear that each part can entail or be entailed. Hence, TE is considerably sensitive to those “unseen” parts. In contrast, *AS is more tolerant of indifferent parts and less related parts*. From the AS example in Figure 1, we see that “Auburndale Florida” (Q) can find related part “the city” (C^+), and “Auburndale”, “a city” (C^-); “how big” (Q) also matches “had a population of 12,381” (C^+) very well. And some unaligned parts exist, denoted by red color. *Hence, we argue that AS needs to pay more attention to stronger alignments.*

The above analysis suggests that: (i) alignments connecting two sentences can happen between phrases of arbitrary granularity; (ii) phrase alignments can have different intensities; (iii) tasks of different properties require paying different attention to alignments of different intensities.

Alignments at word level (Yih et al., 2013) or phrase level (Yao et al., 2013) both have been studied before. For example, Yih et al. (2013) make use of WordNet (Miller, 1995) and Probase (Wu et al., 2012) for identifying hypernymy, hyponymy. Yao et al. (2013) use POS tags, WordNet and paraphrase database for alignment identification. Their approaches rely on manual feature design and linguistic resources. We develop a deep neural network (DNN) to learn representations of phrases of arbitrary lengths. As a result, alignments can be searched in a more exhaustive way.

DNNs have been intensively investigated in sentence pair classifications (Blacoe and Lapata, 2012; Socher et al., 2011; Yin and Schütze, 2015b), and attention mechanisms are also applied to individual tasks (Santos et al., 2016; Rocktäschel et al., 2016; Wang and Jiang, 2015); however, most attention-based DNNs have implicit assumption that stronger alignments deserve more attention (Yin et al., 2016; Santos et al., 2016). Our examples in Figure 1, instead, show that this assumption does not hold invariably. Weaker alignments in certain tasks such as TE can be the indicator of the final decision. This motivates us in this work to introduce DNNs with a flexible attention mechanism that is adaptable for specific tasks. For TE, it can make our system pay more attention to weaker alignments; for AS, it enables our system to focus on stronger alignments. In experiments, we will show that this attention

scheme is very effective for different tasks.

We make the following contributions. (i) We use GRU (Gated Recurrent Unit (Cho et al., 2014)) to learn representations for phrases of arbitrary granularity. Based on phrase representations, we can detect phrase alignments of different intensities. (ii) We propose attention pooling to achieve flexible choice among alignments, depending on the characteristics of the task. (iii) We achieve state-of-the-art performance on TE and AS.

2 Related Work

Non-DNN for sentence pair modeling. Heilman and Smith (2010) describe tree edit models that generalize tree edit distance by allowing operations that better account for complex reordering phenomena and by learning from data how different edits should affect the model’s decisions about sentence relations. Wang and Manning (2010) cope with the alignment between a sentence pair by using a probabilistic model that models tree-edit operations on dependency parse trees. Their model treats alignments as structured latent variables, and offers a principled framework for incorporating complex linguistic features. Yih et al. (2013) try to improve the shallow semantic component, lexical semantics, by formulating sentence pair as a semantic matching problem with a latent word-alignment structure as in (Chang et al., 2010). More fine-grained word overlap and alignment between two sentences are explored in (Lai and Hockenmaier, 2014), in which negation, hypernym/hyponym, synonym and antonym relations are used. Yao et al. (2013) extend word-to-word alignment to phrase-to-phrase alignment by a semi-Markov CRF.

DNN for sentence pair classification. There recently has been great interest in using DNNs for classifying sentence pairs as they can reduce the burden of feature engineering.

For TE, Bowman et al. (2015b) employ recursive DNN to encode entailment on SICK (Marelli et al., 2014b). Rocktäschel et al. (2016) present an attention-based LSTM (long short-term memory, Hochreiter and Schmidhuber (1997)) for the SNLI corpus (Bowman et al., 2015a).

For AS, Yu et al. (2014) present a bigram CNN (convolutional neural network) to model question and answer candidates. Yang et al. (2015) extend this method and get state-of-the-art performance on the WikiQA dataset. Feng et al. (2015) test var-

ious setups of a bi-CNN architecture on an insurance domain QA dataset. Tan et al. (2015) explore bidirectional LSTM on the same dataset. Other sentence pair classification tasks including paraphrase identification (Socher et al., 2011; Yin and Schütze, 2015a) are also investigated.

Some prior work aims to solve a general sentence matching problem, e.g., Hu et al. (2014), Yin and Schütze (2015b), Wan et al. (2015).

Attention-based DNN for alignment. DNNs have been successfully developed to detect alignments, e.g., in machine translation (Bahdanau et al., 2015; Luong et al., 2015) and text reconstruction (Li et al., 2015; Rush et al., 2015). In addition, attention-based alignment is also applied in natural language inference (e.g., Rocktäschel et al. (2016), Wang and Jiang (2015), Cheng et al. (2016)). However, most of this work aligns word-by-word. As Figure 1 shows, many sentence relations can be better identified through phrase level alignments. This is one motivation of our work.

3 Model

This section first gives a brief introduction of GRU and how it performs phrase representation learning, then describes the different attention poolings for phrase alignments w.r.t TE and AS tasks.

3.1 GRU Introduction

GRU is a simplified version of LSTM. Both are found effective in sequence modeling, as they are order-sensitive and can capture long-range context. The tradeoffs between GRU and its competitor LSTM have not been fully explored yet. According to empirical evaluations in (Chung et al., 2014; Jozefowicz et al., 2015), there is not a clear winner. In many tasks both architectures yield comparable performance and tuning hyperparameters like layer size is probably more important than picking the ideal architecture. GRU have fewer parameters and thus may train a bit faster or need less data to generalize. Hence, we use GRU to model text:

$$z = \sigma(x_t U^z + s_{t-1} W^z) \quad (1)$$

$$r = \sigma(x_t U^r + s_{t-1} W^r) \quad (2)$$

$$h_t = \tanh(x_t U^h + (s_{t-1} \circ r) W^h) \quad (3)$$

$$s_t = (1 - z) \circ h_t + z \circ s_{t-1} \quad (4)$$

x is the input sequence with word x_t at position t , s_t is the hidden state at t , U and W are parameters.

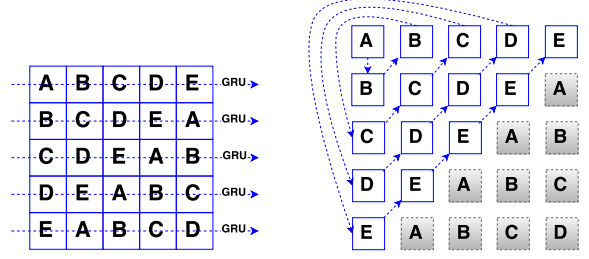


Figure 2: Phrase representation learning by GRU (left), sentence reformatting by connecting GRU hidden states, i.e, phrase representations (right)

3.2 Representation Learning for Phrases

For a general sentence s with five consecutive words: ABCDE, with each word represented by a word embedding of dimensionality d , we first create four fake sentences, s^1 : “BCDEA”, s^2 : “CDEAB”, s^3 : “DEABC” and s^4 : “EABCD”, then put them in a tensor of size $5 \times 5 \times d$ (Figure 2, left). Note that each character in Figure 2 (left) denotes an embedding, we neglect its dimensionality to make the figure simpler (looks like a matrix).

We run a same GRU on each row of this matrix in parallel. As GRU is able to encode the whole sequence up to current position, this step generates representations for any consecutive phrases in original sentence s . For example, the GRU hidden state at position “E” at coordinates (1,5) (i.e., 1st row, 5th column) denotes the representation of the phrase “ABCDE” which in fact is s itself, the hidden state at “E” (2,4) denotes the representation of phrase “BCDE”, ..., the hidden state of “E” (5,1) denotes phrase representation of “E” itself. Hence, for each token, we can learn the representations for all phrases ending with this token. Finally, all phrases of any lengths in s can get a representation vector. GRUs in those rows are set to share weights so that all phrase representations are comparable in the same space.

Now, we reformat sentence “ABCDE” into $s^* = “(A) (B) (AB) (C) (BC) (ABC) (D) (CD) (BCD) (ABCD) (E) (DE) (CDE) (BCDE) (ABCDE)”$ by connecting corresponding GRU hidden states, as shown by arrows in Figure 2 (right) (note that each character in Figure 2 (right) denotes the hidden states generated by GRUs in Figure 2 (left)). Each sequence in parentheses is a phrase (we use parentheses just for making the phrase boundaries clear). Randomly taking a phrase “CDE” as an example, its representation comes from the hidden state at “E” (3,3) in Figure 2 (left). Shaded parts are discarded. The main advantage of reformat-

ting sentence “ABCDE” into the *new sentence* s^* is to create phrase-level semantic units, but at the same time we maintain the order information. As a result, the initial order-3 tensor input will generate a new matrix representing the sentence s^* after GRU operation by putting those phrase representations in sequence, e.g, in columns sequentially.

Hence, the sentence “how big is Auburndale Florida” in Figure 1 will be reformatted into “(how) (big) (how big) (is) (big is) (how big is) (Auburndale) (is Auburndale) (big is Auburndale) (how big is Auburndale) (Florida) (Auburndale Florida) (is Auburndale Florida) (big is Auburndale Florida) (how big is Auburndale Florida)”. We can see that phrases are exhaustively detected and represented.

3.3 Attention Pooling

As each sentence s^* consists of a sequence of phrases, and each phrase is denoted by a representation vector generated by GRU, we can compute an *alignment matrix* \mathbf{A} between two sentences s_1^* and s_2^* , by comparing each two phrases, one from s_1^* and one from s_2^* . Let s_1^* and s_2^* also denote lengths respectively, thus $\mathbf{A} \in \mathbb{R}^{s_1^* \times s_2^*}$. While there are many ways of computing the entries of \mathbf{A} , we found that cosine works well in our setting.

The first step then is to detect the best alignment for each phrase by leveraging \mathbf{A} . To be concrete, for sentence s_1^* , we do *row-wise max-pooling* over \mathbf{A} as attention vector \mathbf{a}_1 :

$$\mathbf{a}_{1,i} = \max(\mathbf{A}[i, :]) \quad (5)$$

In \mathbf{a}_1 , the entry $\mathbf{a}_{1,i}$ denotes the best alignment for i^{th} phrase in sentence s_1^* . Similarly, we can do *column-wise max-pooling* to generate attention vector \mathbf{a}_2 for sentence s_2^* .

Now, the problem is that we need to pay most attention to the phrases aligned very well or phrases aligned badly. According to the analysis of the two examples in Figure 1, the TE example demonstrates that we need to pay more attention to weaker alignments whereas the AS example shows that we need to pay more attention to stronger alignments. As a result, we adopt different second step over attention vector \mathbf{a}_i ($i = 1, 2$) for TE and AS.

For TE, in which weaker alignments are supposed to contribute more, we do *k-min-pooling* over \mathbf{a}_i , i.e., we only keep the k phrases which are aligned worst. For the (Q, C^+) pair in TE example of Figure 1, we expect this step is able to

put most of our attention to the phrases “the kids”, “the young boys”, “near a man with a smile” and “and the man is smiling nearby” as they have relatively weaker alignments while their relations are the indicator of the final decision.

For AS, in which stronger alignments are determinant, we do *k-max-pooling* over \mathbf{a}_i , i.e., we only keep the k phrases which are aligned best. For the (Q, C^+) pair in AS example of Figure 1, we expect this *k-max-pooling* is able to put most of our attention to the phrases “how big” “Auburndale Florida”, “the city” and “had a population of 12,381” as they have relatively stronger alignments and their relations are the indicator of the final decision. We keep the original order of extracted phrases after *k-min/max-pooling*.

In summary, for TE, we first do max-pooling over alignment matrix row-wise and column-wise respectively, then do *k-min-pooling* over generated alignment vector; we use *k-min-max-pooling* to denote the whole process. In contrast, we use *k-max-max-pooling* for AS. We refer to this method of using two successive min or max pooling steps as *attention pooling*.

Our inspiration comes from the analysis of some prior work. For TE, Yin et al. (2016) show that considering the pairs in which overlapping tokens are removed can give a boost. This simple trick matches our motivation that weaker alignment should be given more attention in TE. However, Yin et al. (2016) remove overlapping tokens completely, potentially obscuring complex alignment configurations. We can treat their trick as a hard way, and ours as a soft way, as our phrases have more flexible lengths and the existence of overlapping phrases decreases the risk of missing important alignments. In addition, Yin et al. (2016) use the same attention mechanism for TE and AS, which is less optimal based on our observations. Santos et al. (2016) develop a similar attention mechanism as (Yin et al., 2016) specific for AS tasks. In experiments, we will show the superiority of our task-specific attention mechanism.

3.4 The Whole Architecture

Now, we present the whole system in Figure 3. We take sentences s_1 “ABC” and s_2 “DEFG” as illustration. Each token, i.e., A to F, in the figure is denoted by an embedding vector, hence each sentence is represented as an order-3 tensor as input. Based on tensor-style sentence input, we

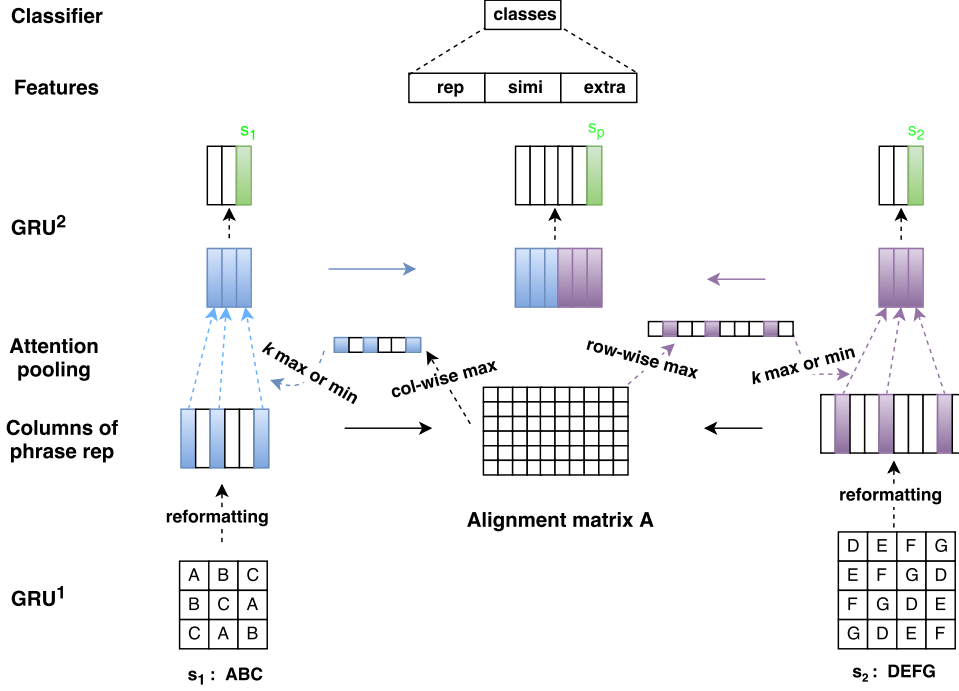


Figure 3: The whole architecture

have described the phrase representation learning by GRU¹ in Section 3.2 and attention pooling in Section 3.3.

Attention pooling generates a new feature map for each sentence, as shown in Figure 3 (the 3-column matrix as *input of the GRU²*), and each column representation in the feature map denotes a key phrase in this sentence that, based on our modeling assumptions, should be a good basis for the correct final decision. For instance, we expect such a feature map to contain representations of “the young boys”, “outdoors” and “and the man is smiling nearby” for the sentence Q in TE example of Figure 1.

Now, we do another GRU step (i.e., GRU²) for: 1) the new feature map of each sentence, to encode all the key phrases as the sentence representation; 2) a *concatenated feature map* of the two sentence feature maps, i.e., the 6-column matrix in the middle of Figure 3, to encode all the key phrases in the two sentences sequentially as the representation of the sentence pair. As GRU generates a hidden state at each position, we always choose the last hidden state as the representation of the sentence or sentence pair. In Figure 3, these final GRU²-generated representations for sentence s_1 , s_2 and the sentence pair are depicted as green columns: s_1 , s_2 and s_p respectively.

As for the input of the final *logistic regression* classifier, it can be flexible, such as representation

vectors (*rep*), similarity scores between s_1 and s_2 (*simi*), and extra linguistic features (*extra*). This can vary based on the specific tasks. We give details in Section 4.

4 Experiments

We test the proposed architectures on TE and AS benchmark datasets.

4.1 Common Setup

For both TE and AS, words are initialized by 300-dimensional GloVe embeddings² (Pennington et al., 2014) and not changed during training. A single randomly initialized embedding is created for all unknown words by uniform sampling from $[-.01, .01]$. We use ADAM (Kingma and Ba, 2015), with a first momentum coefficient of 0.9 and a second momentum coefficient of 0.999,³ L_2 regularization and Diversity Regularization (Xie et al., 2015). Table 1 shows the values of the hyperparameters, tuned on dev.

Common Baselines. (i) **Addition.** We sum up word embeddings element-wise to form sentence representation, then concatenate two sentence representation vectors (s_1^0 , s_2^0) as classifier input. (ii) **A-LSTM.** The pioneering attention based LSTM system for a specific sentence pair classification

²nlp.stanford.edu/projects/glove/

³Standard configuration recommended by Kingma and Ba

	d	lr	bs	L_2	div	k
TE	[256,256]	.0001	1	.0006	.06	6
AS	[50,50]	.0001	1	.0006	.06	6

Table 1: Hyperparameters. d : dimensionality of hidden states in GRU layers; lr: learning rate; bs: mini-batch size; L_2 : L_2 normalization; div : diversity regularizer; k : k -min/max-pooling.

task “natural language inference” (Rocktäschel et al., 2016). A-LSTM has the same dimensionality as our GRU system in terms of initialized word representations and the hidden states (refer to Table 1). (iii) **ABCNN** (Yin et al., 2016). The state-of-the-art system in both TE and AS.

Based on the motivation in Section 1, the main hypothesis to be tested in experiments is: k -min-max-pooling is superior for TE and k -max-max-pooling is superior for AS. In addition, we are interested in that if the second pooling step in attention pooling, i.e., the k -min/max-pooling, is more effective than a “full-pooling” in which we forward *all* the generated phrases into the next layer.

4.2 Textual Entailment

SemEval 2014 Task 1 (Marelli et al., 2014a) evaluates system predictions of textual entailment (TE) relations on sentence pairs from the SICK dataset (Marelli et al., 2014b). The three classes are entailment, contradiction and neutral. The sizes of SICK train, dev and test sets are 4439, 495 and 4906 pairs, respectively. We choose SICK benchmark dataset so that our result is directly comparable with that of (Yin et al., 2016), in which non-overlapping text are utilized explicitly to boost the performance. That trick inspires this work.

Following Lai and Hockenmaier (2014), we train our final system (after fixing of hyperparameters) on train and dev (4,934 pairs). Our evaluation measure is accuracy.

4.2.1 Feature Vector

The final feature vector as input of classifier contains three parts: *rep*, *simi*, *extra*.

Rep. Totally five vectors, three are the top sentence representation s_1 , s_2 and the top sentence pair representation s_p (shown in green in Figure 3), two are s_1^0 , s_2^0 from *Addition* baseline.

Simi. Four similarity scores, cosine similarity and euclidean distance between s_1 and s_2 , cosine similarity and euclidean distance between s_1^0 and s_2^0 . Euclidean distance $\| \cdot \|$ is transformed into $1/(1 + \| \cdot \|)$.

	method	acc
SemEval Top3	(Jimenez et al., 2014)	83.1
	(Zhao et al., 2014)	83.6
	(Lai and Hockenmaier, 2014)	84.6
TrRNTN	(Bowman et al., 2015b)	76.9
Addition	no extra features	73.1
	plus extra features	79.4
A-LSTM	no extra features	78.0
	plus extra features	81.7
ABCNN	(Yin et al., 2016)	86.2
GRU	k -max-max-pooling	84.9
	full-pooling	85.2
	k -min-max-pooling	87.1*

Table 2: Results on SICK. Significant improvement over both k -max-max-pooling and full-pooling is marked with * (test of equal proportions, $p < .05$).

Extra. We include the same 22 linguistic features as Yin et al. (2016). They cover 15 machine translation metrics between the two sentences; whether or not the two sentences contain negation tokens like “no”, “not” etc; whether or not they contain synonyms, hypernyms or antonyms; two sentence lengths. See Yin et al. (2016) for details.

4.2.2 Results

Table 2 shows that GRU with k -min-max-pooling gets state-of-the-art performance on SICK and significantly outperforms k -max-max-pooling and full-pooling. Full-pooling has more phrase input than the combination of k -max-max-pooling and k -min-max-pooling, this might bring two problems: (i) noisy alignments increase; (ii) sentence pair representation s_p is no longer discriminative, as different sentences have different lengths, s_p does not know its semantics comes from phrases of s_1 or s_2 . However, this is crucial to determine whether s_1 entails s_2 .

ABCNN (Yin et al., 2016) is based on assumptions similar to k -max-max-pooling: words/phrases with higher matching values should contribute more in this task. However, ABCNN gets the optimal performance by combining a reformatted SICK version in which overlapping tokens in two sentences are removed. This instead hints that non-overlapping units can do a big favor for this task, which is indeed the superiority of our “ k -min-max-pooling”.

	method	MAP	MRR
Baselines	CNN-Cnt	0.6520	0.6652
	Addition	0.5021	0.5069
	Addition (+ extra)	0.5888	0.5929
	A-LSTM	0.5321	0.5469
	A-LSTM (+extra)	0.6388	0.6529
	AP-CNN	0.6886	0.6957
	ABCNN	0.6921	0.7127
	k -min-max-pooling	0.6674	0.6791
GRU	full-pooling	0.6693	0.6785
	k -max-max-pooling	0.7108*	0.7203*

Table 3: Results on WikiQA. Significant improvement over both k -min-max-pooling and full-pooling is marked with * (t -test, $p < .05$).

4.3.1 Feature Vector

The final feature vector in AS has the same (*rep*, *simi*, *extra*) structure as TE, except that **simi** consists of only two cosine similarity scores, and **extra** consists of four entries: two sentence lengths, WordCnt and WgtWordCnt.

4.3.2 Results

Table 3 shows that GRU with k -max-max-pooling gets the state-of-the-art results and is significantly better than its k -min-max-pooling and full-pooling versions. GRU with k -max-max-pooling has similar assumption with ABCNN (Yin et al., 2016) and AP-CNN (Santos et al., 2016): units with higher matching scores are supposed to contribute more in this task. Our improvement can be due to that: i) our linguistic units cover more exhaustive phrases, it enables alignments in a wider range; ii) we have two max-pooling steps in our attention pooling, especially the second one is able to remove some noisily aligned phrases. Both ABCNN and AP-CNN are based on convolutional layers, the phrase detection is constrained by filter sizes. Even though ABCNN tries a second CNN layer to detect bigger-granular phrases, their phrases in different CNN layers cannot be aligned directly as they are in different spaces. GRU in this work uses the same weights to learn representations of arbitrary-granular phrases, hence, all phrases can share the representations in the same space and can be compared directly.

4.4 Visual Analysis

In this subsection, we visualize the attention distributions over phrases, i.e., \mathbf{a}_i in Equation 5, of example sentences in Figure 1 (for space limit, we only show this for TE example). Figures 4(a)-

4(b) respectively show the attention values of each phrase in (Q, C^+) pair in TE example in Figure 1. We can find that k -min-pooling over this distributions can indeed detect some key phrases that are supposed to determine the pair relations. Taking Figure 4(a) as an example, phrases “young boys”, phrases ending with “and”, phrases “smiling”, “is smiling”, “nearby” and a couple of phrases ending with “nearby” have lowest attention values. According to our k -min-pooling step, these phrases will be detected as key phrases. Considering further the Figure 4(b), phrases “kids”, phrases ending with “near”, and a couple of phrases ending with “smile” are detected as key phrases.

If we look at the key phrases in both sentences, we can find that the discovering of those key phrases matches our analysis in Section 1 for TE example: “kids” corresponds to “young boys”, “smiling nearby” corresponds to “near...smile”.

Another interesting phenomenon is that, taking Figure 4(b) as example, even though “are playing outdoors” can be well aligned as it appears in both sentences, nevertheless the visualization figures show that the attention values of “are playing outdoors and” in Q and “are playing outdoors near” drop dramatically. This hints that our model can get rid of some surface matching, as the key token “and” or “near” makes the semantics of “are playing outdoors and” and “are playing outdoors near” be pretty different with their sub-phrase “are playing outdoors”. This is important as “and” or “near” is crucial unit to connect the following key phrases “smiling nearby” in Q or “a smile” in C^+ . If we connect those key phrases sequentially as a new fake sentence, as we did in attention pooling layer of Figure 3, we can see that the fake sentence roughly “reconstructs” the meaning of the original sentence while it is composed of phrase-level semantic units now.

5 Conclusion

This work investigated the roles of phrase alignments of different intensities for different tasks. We argue that it is not true that stronger alignments always contribute more. We found TE task prefers weaker alignments while AS task prefers stronger ones. We proposed a flexible attention pooling in GRU system to satisfy the different requirements of different tasks. Experimental results show the soundness of our argument and the effectiveness of our attention pooling based GRU systems.

References

- [Bahdanau et al.2015] Dzmitry Bahdanau, Kyunghyun Cho, and Yoshua Bengio. 2015. Neural machine translation by jointly learning to align and translate. In *Proceedings of ICLR*.
- [Blacoe and Lapata2012] William Blacoe and Mirella Lapata. 2012. A comparison of vector-based representations for semantic composition. In *Proceedings of EMNLP-CoNLL*, pages 546–556.
- [Bowman et al.2015a] Samuel R Bowman, Gabor Angeli, Christopher Potts, and Christopher D Manning. 2015a. A large annotated corpus for learning natural language inference. In *Proceedings of EMNLP*, pages 632–642.
- [Bowman et al.2015b] Samuel R Bowman, Christopher Potts, and Christopher D Manning. 2015b. Recursive neural networks can learn logical semantics. In *Proceedings of CVSC workshop*, pages 12–21.
- [Chang et al.2010] Ming-Wei Chang, Dan Goldwasser, Dan Roth, and Vivek Srikumar. 2010. Discriminative learning over constrained latent representations. In *Proceedings of NAACL-HLT*, pages 429–437.
- [Cheng et al.2016] Jianpeng Cheng, Li Dong, and Mirella Lapata. 2016. Long short-term memory networks for machine reading. *arXiv preprint arXiv:1601.06733*.
- [Cho et al.2014] Kyunghyun Cho, Bart van Merriënboer, Dzmitry Bahdanau, and Yoshua Bengio. 2014. On the properties of neural machine translation: Encoder-decoder approaches. *Eighth Workshop on Syntax, Semantics and Structure in Statistical Translation*.
- [Chung et al.2014] Junyoung Chung, Caglar Gulcehre, KyungHyun Cho, and Yoshua Bengio. 2014. Empirical evaluation of gated recurrent neural networks on sequence modeling. *arXiv preprint arXiv:1412.3555*.
- [Feng et al.2015] Minwei Feng, Bing Xiang, Michael R Glass, Lidan Wang, and Bowen Zhou. 2015. Applying deep learning to answer selection: A study and an open task. *Proceedings of IEEE ASRU workshop*.
- [Heilman and Smith2010] Michael Heilman and Noah A Smith. 2010. Tree edit models for recognizing textual entailments, paraphrases, and answers to questions. In *NAACL-HLT*, pages 1011–1019.
- [Hochreiter and Schmidhuber1997] Sepp Hochreiter and Jürgen Schmidhuber. 1997. Long short-term memory. *Neural computation*, 9(8):1735–1780.
- [Hu et al.2014] Baotian Hu, Zhengdong Lu, Hang Li, and Qingcai Chen. 2014. Convolutional neural network architectures for matching natural language sentences. In *Proceedings of NIPS*, pages 2042–2050.
- [Jimenez et al.2014] Sergio Jimenez, George Duenas, Julia Baquero, Alexander Gelbukh, Av Juan Dios Bátiz, and Av Mendizábal. 2014. UNAL-NLP: Combining soft cardinality features for semantic textual similarity, relatedness and entailment. *SemEval*, pages 732–742.
- [Jozefowicz et al.2015] Rafal Jozefowicz, Wojciech Zaremba, and Ilya Sutskever. 2015. An empirical exploration of recurrent network architectures. In *Proceedings of ICML*, pages 2342–2350.
- [Kingma and Ba2015] Diederik Kingma and Jimmy Ba. 2015. Adam: A method for stochastic optimization. In *Proceedings of ICLR*.
- [Lai and Hockenmaier2014] Alice Lai and Julia Hockenmaier. 2014. Illinois-lh: A denotational and distributional approach to semantics. *SemEval*, pages 329–334.
- [Li et al.2015] Jiwei Li, Minh-Thang Luong, and Dan Jurafsky. 2015. A hierarchical neural autoencoder for paragraphs and documents. In *Proceedings of ACL*, pages 1106–1115.
- [Luong et al.2015] Minh-Thang Luong, Hieu Pham, and Christopher D Manning. 2015. Effective approaches to attention-based neural machine translation. In *Proceedings of EMNLP*, pages 1412–1421.
- [Marelli et al.2014a] Marco Marelli, Luisa Bentivogli, Marco Baroni, Raffaella Bernardi, Stefano Menini, and Roberto Zamparelli. 2014a. Semeval-2014 task 1: Evaluation of compositional distributional semantic models on full sentences through semantic relatedness and textual entailment. *SemEval*, pages 1–8.
- [Marelli et al.2014b] Marco Marelli, Stefano Menini, Marco Baroni, Luisa Bentivogli, Raffaella Bernardi, and Roberto Zamparelli. 2014b. A sick cure for the evaluation of compositional distributional semantic models. In *Proceedings of LREC*, pages 216–223.
- [Miller1995] George A. Miller. 1995. Wordnet: A lexical database for english. *Commun. ACM*, 38(11):39–41.
- [Pennington et al.2014] Jeffrey Pennington, Richard Socher, and Christopher D Manning. 2014. GloVe: Global vectors for word representation. In *Proceedings of EMNLP*, volume 14, pages 1532–1543.
- [Rocktäschel et al.2016] Tim Rocktäschel, Edward Grefenstette, Karl Moritz Hermann, Tomáš Kočiský, and Phil Blunsom. 2016. Reasoning about entailment with neural attention. In *Proceedings of ICLR*.
- [Rush et al.2015] Alexander M Rush, Sumit Chopra, and Jason Weston. 2015. A neural attention model for abstractive sentence summarization. In *Proceedings of EMNLP*, pages 379–389.

- [Santos et al.2016] Cicero dos Santos, Ming Tan, Bing Xiang, and Bowen Zhou. 2016. Attentive pooling networks. *arXiv preprint arXiv:1602.03609*.
- [Socher et al.2011] Richard Socher, Eric H Huang, Jeffrey Pennin, Christopher D Manning, and Andrew Y Ng. 2011. Dynamic pooling and unfolding recursive autoencoders for paraphrase detection. In *Proceedings of NIPS*, pages 801–809.
- [Tan et al.2015] Ming Tan, Bing Xiang, and Bowen Zhou. 2015. LSTM-based deep learning models for non-factoid answer selection. *arXiv preprint arXiv:1511.04108*.
- [Wan et al.2015] Shengxian Wan, Yanyan Lan, Jiafeng Guo, Jun Xu, Liang Pang, and Xueqi Cheng. 2015. A deep architecture for semantic matching with multiple positional sentence representations. *arXiv preprint arXiv:1511.08277*.
- [Wang and Jiang2015] Shuohang Wang and Jing Jiang. 2015. Learning natural language inference with lstm. *arXiv preprint arXiv:1512.08849*.
- [Wang and Manning2010] Mengqiu Wang and Christopher D Manning. 2010. Probabilistic tree-edit models with structured latent variables for textual entailment and question answering. In *Proceedings of Coling*, pages 1164–1172.
- [Wu et al.2012] Wentao Wu, Hongsong Li, Haixun Wang, and Kenny Q Zhu. 2012. Probase: A probabilistic taxonomy for text understanding. In *Proceedings of SIGMOD*, pages 481–492.
- [Xie et al.2015] Pengtao Xie, Yuntian Deng, and Eric Xing. 2015. On the generalization error bounds of neural networks under diversity-inducing mutual angular regularization. *arXiv preprint arXiv:1511.07110*.
- [Yang et al.2015] Yi Yang, Wen-tau Yih, and Christopher Meek. 2015. Wikiqa: A challenge dataset for open-domain question answering. In *Proceedings of EMNLP*, pages 2013–2018.
- [Yao et al.2013] Xuchen Yao, Benjamin Van Durme, Chris Callison-Burch, and Peter Clark. 2013. Semi-markov phrase-based monolingual alignment. In *Proceedings of EMNLP*, pages 590–600.
- [Yih et al.2013] Wen-tau Yih, Ming-Wei Chang, Christopher Meek, and Andrzej Pastusiak. 2013. Question answering using enhanced lexical semantic models. In *Proceedings of ACL*, pages 1744–1753.
- [Yin and Schütze2015a] Wenpeng Yin and Hinrich Schütze. 2015a. Convolutional neural network for paraphrase identification. In *Proceedings of NAACL*, pages 901–911, May–June.
- [Yin and Schütze2015b] Wenpeng Yin and Hinrich Schütze. 2015b. MultiGranCNN: An architecture for general matching of text chunks on multiple levels of granularity. In *Proceedings of ACL-IJCNLP*, pages 63–73.
- [Yin et al.2016] Wenpeng Yin, Hinrich Schütze, Bing Xiang, and Bowen Zhou. 2016. ABCNN: Attention-based convolutional neural network for modeling sentence pairs. *TACL*.
- [Yu et al.2014] Lei Yu, Karl Moritz Hermann, Phil Blunsom, and Stephen Pulman. 2014. Deep learning for answer sentence selection. *NIPS deep learning workshop*.
- [Zhao et al.2014] Jiang Zhao, Tian Tian Zhu, and Man Lan. 2014. ECNU: One stone two birds: Ensemble of heterogenous measures for semantic relatedness and textual entailment. *SemEval*, pages 271–277.