

# Discordant voting processes on finite graphs.\*

Colin Cooper<sup>†</sup>    Martin Dyer<sup>‡</sup>    Alan Frieze<sup>§</sup>    Nicolás Rivera<sup>¶</sup>

September 4, 2022

## Abstract

We consider an asynchronous voting process on graphs which we call discordant voting, and which can be described as follows. Initially each vertex holds one of two opinions, red or blue say. Neighbouring vertices with different opinions interact pairwise. After an interaction both vertices have the same colour. The quantity of interest is  $T$ , the time to reach consensus, i.e. the number of interactions needed for all vertices have the same colour.

An edge whose endpoint colours differ (i.e. one vertex is coloured red and the other one blue) is said to be discordant. A vertex is discordant if it is incident with a discordant edge. In discordant voting, all interactions are based on discordant edges. Because the voting process is asynchronous there are several ways to update the colours of the interacting vertices. *Push*: Pick a random discordant vertex and push its colour to a random discordant neighbour. *Pull*: Pick a random discordant vertex and pull the colour of a random discordant neighbour. *Oblivious*: Pick a random endpoint of a random discordant edge and push the colour to the other end point.

We show that  $\mathbf{ET}$ , the expected time to reach consensus, depends strongly on the underlying graph and the update rule. Indeed the main purpose of the paper is to illustrate the lack of consistency obtained from the push and pull variants of discordant voting, and to contrast this with the extremely consistent behavior of the oblivious protocol.

For oblivious voting on connected  $n$ -vertex graphs and starting from an initial half red, half blue colouring, the expected time to consensus is  $n^2/4$  independent of the underlying graph.

For the push and pull protocols and the same initial colouring we have the following. For the complete graph  $K_n$ , the push protocol has  $\mathbf{ET} = \Theta(n \log n)$ , whereas the pull protocol has  $\mathbf{ET} = \Theta(2^n)$ . For the cycle  $C_n$  all three protocols have  $\mathbf{ET} = \Theta(n^2)$ . For the star graph however, the pull protocol has  $\mathbf{ET} = O(n^2)$ , whereas the push protocol

---

\*This work was supported by EPSRC grant EP/M005038/1, “Randomized algorithms for computer networks”, NSF grant DMS0753472 and Becas CHILE.

<sup>†</sup>Department of Informatics, King’s College London, UK. [colin.cooper@kcl.ac.uk](mailto:colin.cooper@kcl.ac.uk)

<sup>‡</sup>School of Computing, University of Leeds, Leeds, UK. [M.E.Dyer@leeds.ac.uk](mailto:M.E.Dyer@leeds.ac.uk)

<sup>§</sup>Department of Mathematical Sciences, Carnegie Mellon University, Pittsburgh PA 15213, USA. [alan@random.math.cmu.edu](mailto:alan@random.math.cmu.edu)

<sup>¶</sup>Department of Informatics, King’s College London, UK. [nicolas.rivera@kcl.ac.uk](mailto:nicolas.rivera@kcl.ac.uk)

is slower with  $\mathbf{ET} = \Theta(n^2 \log n)$ . For the double star (two stars joined at the central vertices), for push we have  $\mathbf{ET} = \Omega(2^{n/5})$  and for pull  $\mathbf{ET} = O(n^4)$ . Finally, for the barbell graph (two cliques of equal size joined by an edge) both push and pull have  $\mathbf{ET} = \Omega(2^{n/10})$ .

The wide variation in  $\mathbf{ET}$  for the pull protocol is to be contrasted with the well known model of synchronous pull voting, for which  $\mathbf{ET} = O(n^3)$  on any connected graph, and  $\mathbf{ET} = O(n)$  on many classes of expanders.

## 1 Introduction

We consider a type of asynchronous distributed voting process on graphs which we call discordant voting, and which can be described as follows. Initially each vertex holds one of two opinions, red or blue say. Neighbouring vertices of different colours, i.e. whose opinions differ, interact pairwise. After an interaction both vertices have the same colour. If, at some step, all vertices have the same colour, we say that a consensus has been reached.

The problem of reaching consensus in graph by means of local interactions is an abstraction of the behavior of both human society and computer networks. As a consequence the process of voting on graphs has been widely studied. Distributed voting finds application in various fields of computing including consensus and leader election in large networks [4, 16], serialisation of read and write in replicated data-bases [14], and the analysis of social behavior in game theory [10]. Voting algorithms are usually simple, fault-tolerant, and easy to implement [16, 18]. Recently, there has been considerable interest in *population protocols*. In this model the interacting vertices can make limited computations using a finite state machine to address a wide range of problems in distributed computing, see e.g. [2].

The classical model, synchronous pull voting, is reasonably well understood. If the colours of the vertices are initially distinct, the randomized process takes  $\Theta(n)$  expected steps to reach consensus on many classes of expander graphs on  $n$  vertices. This holds for the complete graph  $K_n$  (Aldous [1]), and almost all  $r$ -regular random graphs [5]. For general results based on the eigenvalue gap and variance of the degree sequence see [6]. Hassin and Peleg [16] and Nakata *et al.* [22] considered the two-party pull voting model on connected graphs, and discussed its application to consensus problems in distributed systems.

In contrast to the case of synchronous voting, where only the pull protocol is well defined, for asynchronous voting, there are at least three ways to update the colours of the interacting vertices. *Push*: Pick a random vertex and push its colour to a random neighbour. *Pull*: Pick a random vertex and pull the colour of a random neighbour. *Oblivious*: Pick a random endpoint of a random edge and push the colour to the other end point. The push and oblivious processes are not well defined in the synchronous case, as more than one colour could be pushed to a vertex at a given step.

Discordant voting originated in the complex networks community as a model of social evolution (see e.g. [15], [23]). The general version of the model allows *rewiring*. The interacting vertices can break edges joining them and reconnect elsewhere. This serves as a model of social interaction in which vertices will either change their opinion or their friends.

Holme and Newman [17] investigated discordant voting as a model of a self-organizing network which restructures based on the acceptance or rejection of differing opinions among social groups. At each step, a random discordant edge  $uv$  is selected, and an endpoint  $x \in \{u, v\}$  chosen with probability  $1/2$ . With probability  $1 - \alpha$  the opinion of  $x$  is pushed to the other endpoint  $y$ , and with probability  $\alpha$ ,  $y$  breaks the edge and rewires to a random vertex with the same opinion as itself. Simulations suggested the existence of threshold behavior in  $\alpha$ . This was investigated further by Durrett et al. [12] for sparse random graphs of constant average degree 4. The paper studies two rewiring strategies, rewire-to-random, and rewire-to-same, and finds experimental evidence of a phase transition in both cases. Basu and Sly [3] made a formal analysis of rewiring for Erdos-Renyi graphs  $G(n, 1/2)$  with  $1 - \alpha = \beta/n$ ,  $\beta > 0$  constant. They found that for either strategy, if  $\beta$  is sufficiently small the network quickly disconnects maintaining the initial proportions. As  $\beta$  increases the minority proportion decreases, and in rewire-to-random a positive fraction of both opinions survive.

Although discordant voting seems a natural model of local interaction, its behavior, is not well understood even in the simplest cases. The aim of this paper is a fundamental study of expected time to consensus in the absence of rewiring. As discordant voting always chooses an edge between the red and blue sets, it should be more efficient, and thus finish faster than an asynchronous pull voting process which ignores this information, and takes  $\Omega(n^2)$  steps on many classes of sparse graphs (see [?]). However, we find the performance of discordant voting protocols vary considerably with the structure of the underlying graph, and sometimes in a quite counter-intuitive way.

We suppose that the initial vertex colours in the two-party voting model are red and blue, and let  $R(t), B(t)$  denote the sets of vertices with the given colours at any step  $t$ . For the oblivious protocol, the expected time to completion is the same for any connected graph on  $n$  vertices and is independent of graph structure or the number of edges. It depends only on the initial number of vertices of each colour ( $R(0), B(0)$ ). Whenever a discordant edge is chosen, the number of blue vertices in the graph increases (resp. decreases) by one with probability  $1/2$ . This is equivalent to an unbiased random walk on the line  $(0, 1, \dots, n)$  with absorbing barriers, starting from  $R(0) = r$  red vertices. Thus  $\mathbf{ET} = r(n - r)$  (see Feller [13, XIV.3]).

*Remark 1. Oblivious protocol.* Let  $T$  be the time to consensus in the two-party asynchronous discordant voting process starting from any initial coloring with an equal number of red and blue vertices  $R = r, B = n - r$ . For any connected  $n$  vertex graph,  $\mathbf{ET}(\text{Oblivious}) = r(n - r)$ .

Thus, starting with an near equal number of red and blue vertices ( $R(0), B(0) \sim n/2$ ) the oblivious protocol has  $\mathbf{ET} \sim n^2/4$  for any connected graph. In stark contrast to this, the discordant push and pull protocols can exhibit very different expected times to consensus, and which depend strongly on the underlying graph in question.

**Theorem 1.** *Let  $T$  be the time to consensus of the asynchronous discordant voting process starting from any initial coloring with an equal number of red and blue vertices  $R = B = n/2$ . For the complete graph  $K_n$ ,  $\mathbf{ET}(\text{Push}) = \Theta(n \log n)$ , and  $\mathbf{ET}(\text{Pull}) = \Theta(2^n)$ .*

The interesting point is that for the complete graph  $K_n$  the different protocols give very different expected completion times, which vary from  $\Theta(n \log n)$  for push, to  $\Theta(n^2)$  for obliv-

ious to  $\Theta(2^n)$  for pull. On the basis of this evidence, our initial view was that there should be a meta-theorem of the "push is faster than oblivious, oblivious is faster than pull" type. Intuitively, this is supported by the following argument. Suppose red ( $R$ ) is the larger colour class. Choosing a discordant vertex uniformly at random, favors the selection of the larger class. In the push process, red vertices push their opinion more often, which tends to increase the size of  $R$ . Conversely, the pull process tends to re-balance the set sizes. If  $R$  is larger, it is recoloured more often.

If the graph has limited expansion, the behavior of discordant voting differs considerably from the above examples. For the cycle  $C_n$ , all three protocols have similar expected time to consensus; a result which is consistent with the meta-theorem.

**Theorem 2.** *Let  $T$  be the time to consensus of the asynchronous discordant voting process starting from any initial coloring with an equal number of red and blue vertices  $R = B = n/2$ . For any of the Push, Pull or Oblivious protocols on the cycle  $C_n$ ,  $\mathbf{ET} = \Theta(n^2)$ .*

At this point we were left with a difficult choice. Either to produce evidence for a relationship of the form  $\mathbf{ET}(\text{Push}) = O(\mathbf{ET}(\text{Pull}))$ , or to refute it. Mossel and Roch [21] found slow convergence of the iterated prisoners dilemma problem (IPD) on caterpillar trees. Intuitively push voting is aggressive, whereas pull voting is altruistic, and thus similar to cooperation in IPD. Motivated by this, we found the simplest caterpillars, namely the star graph  $S_n$  and the double star  $S_n^*$  served as appropriate counter examples.

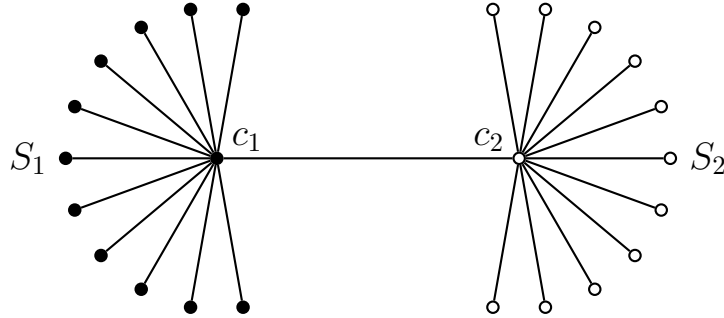


Fig. 1: Double star  $S^*$  with half of the vertices coloured red and half coloured blue.

**Theorem 3.** *Let  $T$  be the time to consensus in the two-party asynchronous discordant voting process starting from any initial coloring with an equal number of red and blue vertices  $R = B = n/2$ .*

*For the star graph  $S_n$ ,  $\mathbf{ET}(\text{Push}) = \Theta(n^2 \log n)$ , and  $\mathbf{ET}(\text{Pull}) = O(n^2)$ .*

*For the double star  $S_n^*$  with the initial colouring of Figure 1,  $\mathbf{ET}(\text{Push}) = \Omega(2^{n/5})$ , and  $\mathbf{ET}(\text{Pull}) = O(n^4)$ .*

In Section 8 we give simulation results for  $C_n$  and  $S_n$  for small graphs ( $n \leq 500$ ). Fig. 8 indicates a rapid convergence to  $\mathbf{ET}$ . For the star graph  $S_n$ , the experiments show a clear separation in  $\mathbf{ET}$  for the three protocols.

At this point little remains of the possibility of a meta-theorem except a vague hope that at least one of the protocols has polynomial time to consensus. This is disproved by the example of the *barbell graph*, which consists of two cliques of size  $n/2$  joined by a single edge.

**Theorem 4.** *Let  $T$  be the time to consensus in the two-party asynchronous discordant voting process starting from any initial coloring with an equal number of red and blue vertices  $R = B = n/2$ .*

*For the barbell graph,  $\mathbf{ET}(\text{Push}) = \Omega(2^{2n/5})$ , and  $\mathbf{ET}(\text{Pull}) = \Theta(2^n)$ .*

The results are summarized in the table of Figure 2.

Graph	Push protocol	Pull Protocol
Complete graph $K_n$	$\Theta(n \log n)$	$\Theta(2^n)$
Cycle $C_n$	$\Theta(n^2)$	$\Theta(n^2)$
Star graph $S_n$	$\Theta(n^2 \log n)$	$O(n^2)$
Double star $S_n^*$	$\Omega(2^{n/5})$	$O(n^4)$
Barbell graph	$\Omega(2^{n/10})$	$\Omega(2^{n/2})$

Fig. 2: Comparison of  $\mathbf{ET}$  for  $n$ -vertex graphs as given by Theorems 1-4

### Other results on discordant voting

The performance of discordant voting on random graphs mirrors that of Theorem 1 for the complete graph. The proofs require a level of detail which seems excessive as compared to the simple examples given here, and is given in [7]. In a different direction the paper [8] considers the range of behavior of discordant voting on  $K_n$  in the case where there is a mixture of  $\alpha$  push and  $1 - \alpha$  pull voting. When  $\alpha = 1$  we have push voting, and when  $\alpha = 0$  pull voting. The case  $\alpha = 1/2$  corresponds to oblivious, and the entire range of  $\mathbf{ET}$  from  $\Theta(n \log n)$  to  $2^n$  can be found by judicious choice of  $\alpha$ .

### Asynchronous discordant voting model

We next give a formal definition of the discordant voting process. Given a graph  $G = (V, E)$ , with  $n = |V|$ . Each vertex  $v \in V$  is labelled with an *opinion*  $X(v) \in \{0, 1\}$ . We call  $X$  a *configuration* of opinions. We can think of the opinions as having colours; e.g. red (0) and blue (1), or black (0) and white (1) (see e.g. Figure 4). An edge  $e = uv \in E$  is *discordant* if  $X(u) \neq X(v)$ . Let  $K(X)$  denote the set of discordant edges at time  $t$ . A vertex  $v$  is discordant if it is incident with any discordant edge, and  $D(X)$  will denote the set of discordant vertices in  $X$ . We consider three random update rules for opinions  $X_t$  at time  $t$ .

**Push:** Choose  $v_t \in D(X_t)$ , uniformly at random, and a discordant neighbour  $u_t$  of  $v_t$  uniformly at random. Let  $X_{t+1}(u_t) \leftarrow X_t(v_t)$ , and  $X_{t+1}(w) \leftarrow X_t(w)$  otherwise.

**Pull:** Choose  $v_t \in D(X_t)$ , uniformly at random, and a discordant neighbour  $u_t$  of  $v_t$  uniformly at random. Let  $X_{t+1}(v_t) \leftarrow X_t(u_t)$ , and  $X_{t+1}(w) \leftarrow X_t(w)$  otherwise.

**Oblivious:** Choose  $\{u_t, v_t\} \in K(X_t)$  uniformly at random. With probability  $1/2$ ,  $X_{t+1}(v_t) \leftarrow X_t(u_t)$ , with probability  $1/2$ ,  $X_{t+1}(u_t) \leftarrow X_t(v_t)$ , and  $X_{t+1}(w) \leftarrow X_t(w)$  otherwise.

These three processes are Markov chains on the configurations in  $G$ , in which the opinion of exactly one vertex is changed at each step. Assuming  $G$  is connected, there are two absorbing states, when  $X(v) = 0$  for all  $v \in V$ , or  $X(v) = 1$  for all  $v \in V$ , where no discordant vertices exist. When the process reaches either of these states, we say that it has converged. Let  $T$  be the step at which convergence occurs. Our object of study is **ET**.

## Structure of the paper.

A major obstacle in the analysis discordant voting, is that the effect of recoloring a vertex is not always monotone. For each of the graphs studied, the way to bound **ET** differs. The proof of the pull voting result for the cycle  $C_n$  in particular, is somewhat delicate, and requires an analysis of the optimum of a linear program based on a potential function.

The general proof methodology is to map the process to a biased random walk on the line  $0, \dots, n$ . In Section 2 we prove results for a Birth-and-Death chain which we call the Push chain. This chain can be coupled with many aspects of the discordant voting process. We then prove Theorems 1, 2, 3 and 4 in that order.

## 2 Birth-and-Death chains

A Markov chain  $(X_t)_{t \geq 0}$  is said to be a Birth-and-Death chain on state space  $S = \{0, \dots, N\}$  if given  $X_t = i$  then the possible values of  $X_{t+1}$  are  $i + 1, i$  or  $i - 1$  with probability  $p_i, r_i$  and  $q_i$  respectively. Note that  $q_0 = p_N = 0$ . In this section we assume that  $r_i = 0, p_0 = 1, q_N = 1, p_i > 0$  for  $i \in \{0, \dots, N - 1\}$  and  $q_i > 0$  for  $i \in \{1, \dots, N\}$ . We denote  $\mathbf{E}_i Y$  the expected value of random variable  $Y$  when the chain starts in  $i$  (i.e.,  $X_0 = i$ ). Finally, we define the (random) hitting time of state  $i$  as  $T_i = \min\{t \geq 0 : X_t = i\}$ .

We summarize the results we require on Birth-and-Death chains (see Peres, Levin and Wilmer [19, 2.5]).

Say that a probability distribution  $\pi$  satisfies the detailed balance equations, if

$$\pi(i)P(i, j) = \pi(j)P(j, i), \text{ for all } i, j \in S. \quad (1)$$

Birth-and-Death chains with  $p_i = P(i, i + 1), q_i = P(i, i - 1)$  can be shown to satisfy the detailed balance equations. It follows from this, (see e.g. [19]) that

$$\mathbf{E}_{i-1} T_i = \frac{1}{q_i \pi(i)} \sum_{k=0}^{i-1} \pi(k) \quad (2)$$

An equivalent formulation (see [19]) is  $\mathbf{E}_0 T_1 = 1/p_0 = 1$  and in general

$$E_{i-1} T_i = \sum_{k=0}^{i-1} \frac{1}{p_k} \frac{q_{k+1} \cdots q_{i-1}}{p_{k+1} \cdots p_{i-1}}, \quad \text{for } i \in \{1, \dots, N\}. \quad (3)$$

In writing this expression we follow the convention that if  $k = i - 1$  then  $\frac{q_{k+1} \cdots q_{i-1}}{p_{k+1} \cdots p_{i-1}} = 1$  so that the last term is  $1/p_{i-1}$ . Note also that the final index  $k$  on  $p_k$  is  $k = N - 1$ , i.e. we never divide by  $p_N = 0$ .

Starting from state 0, let  $T_M$  be the number of transitions needed to reach state  $M$  for the first time. For any  $M \leq N$ , we have that  $\mathbf{E}_0 T_M = \sum_{i=1}^M \mathbf{E}_{i-1} T_i$ . For example,  $\mathbf{E}_0 T_1 = \frac{1}{p_0} = 1$  and  $\mathbf{E}_0 T_2 = 1 + \frac{1}{p_1} + \frac{q_1}{p_0 p_1}$  etc. Thus, for  $M \geq 1$

$$\mathbf{E}_0 T_M = \sum_{i=1}^M \mathbf{E}_{i-1} T_i = \sum_{i=1}^M \sum_{k=0}^{i-1} \frac{1}{p_k} \prod_{j=k+1}^{i-1} \frac{q_j}{p_j}. \quad (4)$$

We define two Birth-and-Death chains which feature in our analysis. The chains have states  $\{0, 1, \dots, i, \dots, N\}$  where  $N = n/2$  (assume  $n \geq 2$  even). The transition probabilities from state  $i$  given by  $P(i, i+1)$ ,  $Q(i, i+1) = 1 - P(i, i+1)$ . We refer to these chain as the push chain, and pull chain respectively.

**Push Chain.** Let  $Z_t$  be the state occupied by the push chain at step  $t \geq 0$ . Let  $\delta \in \{-1, 0, +1\}$  be fixed. When applying results for the push chain in our proofs, we will state the value of  $\delta$  we use. The transition probability  $p_i = P(i, i+1)$  from  $Z_t = i$ , is given by

$$p_i = \begin{cases} 1, & \text{if } i = 0 \\ 1/2 + i/n + \delta/n, & \text{if } i \in \{1, \dots, n/2 - 1\} \\ 0, & \text{if } i = n/2 \end{cases} \quad (5)$$

**Pull Chain.** Let  $\bar{Z}_t$  be the state occupied by the pull chain at step  $t \geq 0$ . Given that  $\bar{Z}_t = i$ , the transition probability  $\bar{p}_i = P(i, i+1)$  is given by

$$\bar{p}_i = \begin{cases} 1, & \text{if } i = 0 \\ 1/2 - i/n - \delta/n, & \text{if } i \in \{1, \dots, n/2 - 1\} \\ 0, & \text{if } i = n/2 \end{cases} \quad (6)$$

For  $1 \leq i \leq N - 1$  the pull chain is the push chain with the probabilities reversed, i.e.  $\bar{p}_i = q_i$ .

## Push Chain: Bounds on hitting time

### Push Chain: Upper bound on hitting time.

**Lemma 5.** For any  $M \leq N$ , let  $\mathbf{E}_0 T_M$  be the expected hitting time of  $M$  in the push chain  $Z_t$  starting from state 0. Then

$$\mathbf{E}_0 T_M \leq 2N \log M + O(1).$$

*Proof.* Using (4) and recalling the notational convention given below (3) we can change the order of summation to give

$$E_0 T_M = \sum_{k=0}^{M-1} \sum_{i=k+1}^M \frac{1}{p_k} \frac{q_{k+1} \cdots q_{i-1}}{p_{k+1} \cdots p_{i-1}} = \frac{1}{p_{M-1}} + \sum_{k=0}^{M-2} \sum_{i=k+1}^{M-1} \frac{1}{p_k} \frac{q_{k+1} \cdots q_{i-1}}{p_{k+1} \cdots p_{i-1}}. \quad (7)$$

Using (5), we see that for  $1 \leq k \leq N-2$  we see that  $q_k/p_k \geq q_{k+1}/p_{k+1}$ ,  $q_1/p_1 \leq 1$ , and for  $2 \leq k \leq N-1$  that  $q_k/p_k < 1$ . As  $p_0 = 1$ , we upper bound  $E_0 T_M$  by

$$E_0 T_M \leq M + \frac{1}{p_{M-1}} + \sum_{k=1}^{M-2} \frac{1}{p_k} \sum_{i=k+1}^{M-1} \left( \frac{q_{k+1}}{p_{k+1}} \right)^{i-k-1}, \quad (8)$$

and

$$\sum_{k=1}^{M-2} \frac{1}{p_k} \sum_{\ell=0}^{\infty} \left( \frac{q_{k+1}}{p_{k+1}} \right)^{\ell} = \sum_{k=1}^{M-2} \frac{1}{p_k} \frac{1}{1 - \frac{q_{k+1}}{p_{k+1}}} = \sum_{k=1}^{M-2} \frac{p_{k+1}}{p_k} \frac{1}{p_{k+1} - q_{k+1}}. \quad (9)$$

As  $q_k = 1 - p_k$ ,  $p_k - q_k = 2p_k - 1 > 0$  for all  $k \in \{2, \dots, N-1\}$ , then  $\frac{1}{p_k - q_k} = \frac{N}{k+\delta}$ . For all  $k \in \{1, \dots, N-2\}$  we have  $\frac{p_{k+1}}{p_k} \leq 2$ . Using (8) with the upper bounds given in (9), we obtain the required conclusion.  $\square$

### Push Chain: Lower bound on hitting time.

**Lemma 6.** Let  $\delta = 0$  in (5). Let  $\mathbf{E}_0 T_M$  be the expected hitting time of  $M$  in the push chain  $Z_t$  starting from state 0. There exists a constant  $C$  such that, for any  $\sqrt{N} \leq M = o(N^{3/4})$ ,

$$\mathbf{E}_0 T_M \geq C(N \log M / \sqrt{N} + \sqrt{N}).$$

*Proof.* For  $0 < x < 1$ ,

$$\frac{1-x}{1+x} = \exp \left\{ -2 \left( x + \frac{x^3}{3} + \cdots + \frac{x^{2\ell+1}}{2\ell+1} + \cdots \right) \right\}.$$

Thus with  $N = n/2$

$$\prod_{j=k+1}^{i-1} \frac{q_j}{p_j} = \prod_{j=k+1}^{i-1} \frac{1-j/N}{1+j/N} \quad (10)$$

$$\begin{aligned} &= \exp \left\{ -2 \left( \sum_{j=k+1}^{i-1} \frac{j}{N} + \sum \frac{(j/N)^3}{3} + \cdots + \sum \frac{(j/N)^{2\ell+1}}{2\ell+1} + \cdots \right) \right\} \\ &= \exp \{-2\Phi\}, \end{aligned} \quad (11)$$



say. If  $f(s)$  is non-negative and monotone increasing, then  $\sum_{s=k+1}^{i-1} f(s) \leq \int_k^i f(s) ds$ . Thus, the sum of terms in  $(j/N)^3$  and above in  $\Phi$  can be bounded above by

$$\begin{aligned} \sum_{\ell \geq 1} \sum_{j=k+1}^{i-1} \frac{(j/N)^{2\ell+1}}{2\ell+1} &\leq \sum_{\ell \geq 1} \frac{1}{(2\ell+1)N^{2\ell+1}} \int_k^i x^{2\ell} dx \\ &\leq \sum_{\ell \geq 1} \frac{1}{(2\ell+1)N^{2\ell+1}} \cdot \frac{i^{2\ell+2}}{2\ell+2} \\ &= O\left(\frac{i^4}{N^3}\right) \sum \frac{1}{(2\ell+1)(2\ell+2)} = O\left(\frac{i^4}{N^3}\right). \end{aligned}$$

Thus, using our assumption that  $M = o(N^{3/4})$ ,

$$\Phi = \frac{i(i-1)}{2N} - \frac{k(k+1)}{2N} + O\left(\frac{i^4}{N^3}\right) = \frac{i^2}{2N} - \frac{k^2}{2N} - \frac{i+k}{2N} - o(1).$$

Replacing  $\Phi$  in (11) with the upper bound given above, gives a lower bound on the term (11) in (4). Thus

$$\mathbf{E}_0 T_M \geq (1 - o(1)) \sum_{i=0}^M \sum_{k=0}^{i-1} \frac{1}{p_k} \exp\left(-\frac{i^2}{N}\right) \exp\left(\frac{k^2}{N}\right). \quad (12)$$

For  $i \leq M$  the last term on the righthand side of (12) is bounded below by a positive constant. Let

$$\sigma(i) = \sum_{k=0}^{i-1} \exp\left(\frac{k^2}{N}\right). \quad (13)$$

Let  $\beta = (1/2) \log 2 \approx 0.34$ . We claim that, if  $i \geq \sqrt{N}$  then

$$\sigma(i) \geq \frac{\beta N}{2i} e^{i^2/N}. \quad (14)$$

Let  $a = \beta N/i$  then for  $i \geq \sqrt{N}$ ,  $i - a > 0$ . For  $k \geq i - a$

$$\frac{k^2}{N} \geq \frac{i^2}{N} - \frac{2ia}{N} + \frac{a^2}{N} = \frac{i^2}{N} - \frac{2i}{N} \beta \frac{N}{i} + \beta \frac{N}{i^2} \geq \frac{i^2}{N} - 2\beta.$$

If  $k \geq i - a$ , then  $\exp\{k^2/N\} \geq \frac{1}{2} \exp\{i^2/N\}$ . As there are at least  $a$  such values of  $k$ , it follows that  $\sigma(i) \geq \beta N/2i e^{i^2/N}$ .

Let  $\sqrt{N} \leq i \leq M = o(N^{3/4})$ . Replace (13) in (12) with (14). Noting that  $p_0 = 1$  and for  $1 \leq k \leq M$ ,  $p_k \sim 1/2$ , we can assume  $(1 - o(1))/p_k \geq 1/2$  to give

$$\mathbf{E}_0 T_M \geq \sum_{i < \sqrt{N}} \frac{e^{-1}}{2} + \sum_{i=\sqrt{N}}^M \frac{\beta N}{2i} \geq \sqrt{N}/6 + \frac{\beta N}{3} \log \frac{M}{\sqrt{N}}.$$

□

### 3 Voting on the complete graph $K_n$ .

For the complete graph  $K_n$ , the probability  $B$  increases at a given step is  $B(t)/n$ , whereas in the pull process it is  $R(t)/n = 1 - B(t)/n$ . The chain defined by  $Y_t = \max\{R(t), B(t)\} - n/2$  is a Birth-and-Death chain. We study the time that takes  $Y_t$  to reach  $N = n/2$  starting from 0.

**Theorem 1: Push process.** For the push model, the process  $Y_t$  is identical to the push chain  $Z_t$  with transitions given by (5) with  $\delta = 0$ . This was analysed Section 2.

**Theorem 1: Pull process.** For the pull model, the process  $Y_t$  is identical to the pull chain  $\bar{Z}_t$  with transitions given by (6) with  $\delta = 0$

For the pull model, the process  $Y_t$  is identical to the pull chain  $\bar{Z}_t$  with transitions given by (6). To begin with, observe that  $w_k = \binom{n}{N+k}$ ,  $k = 0, 1, \dots, N$  satisfies the detailed balance equation (1). Hence we have  $\pi(k) = w_k/W$ , where  $W = w_0 + w_1 + \dots + w_N$ .

It follows from (2) that

$$\mathbf{E}_{i-1}T_i = \frac{2n}{n+2i} \cdot \frac{1}{\binom{n}{N+i}} \cdot \sum_{k=0}^{i-1} \binom{n}{N+k}.$$

Putting  $i = N$  we have

$$\mathbf{E}_{N-1}T_N = \sum_{k=0}^{N-1} \binom{n}{N+k} = \frac{1}{2} \left( 2^n - 2 + \binom{n}{N} \right) = \Omega(2^n).$$

On the other hand, an upper bound

$$\sum_{i=1}^N \mathbf{E}_{i-1}T_i \leq 2 \cdot 2^n \cdot \sum_{i=1}^N \frac{1}{\binom{n}{N+i}} = O(2^n),$$

follows from a result of Sury [24], that

$$\sum_{i=1}^N \frac{1}{\binom{n}{N+k}} = \frac{n+1}{2^n} \sum_{i=0}^n \frac{2^i}{i+1} = O(1).$$

### 4 Voting on the cycle

An  $n$ -cycle  $G$ , with  $V = [n]$ , has  $E = \{(i, i+1) : i \in [n]\}$ , where we identify vertex  $n+1$  with vertex 1. See Fig. 3.

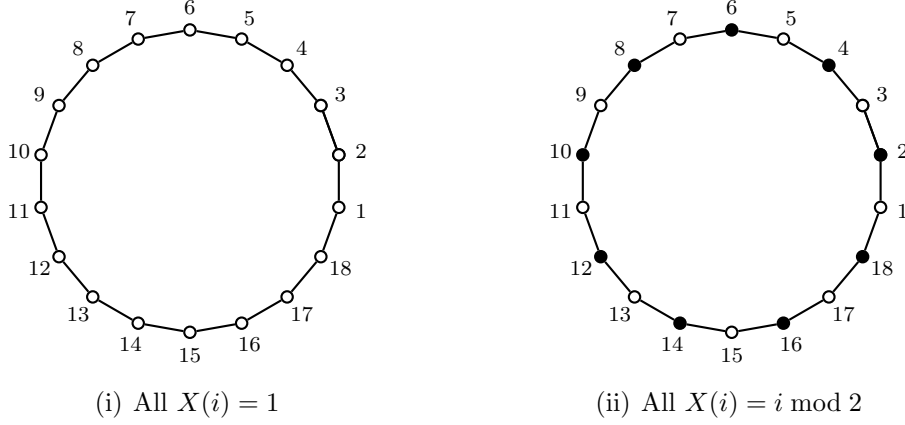


Fig. 3: Cycle with  $n = 18$

Let  $X = X(t)$  denote the (configuration of opinions) of the voting process at time  $t$ , Let  $K(X)$  denote the set of discordant edges of  $X$  and let  $k(X) = |K|$ . Let  $D(X)$  denote the set of discordant vertices in  $X$ .

We say  $i+1, i+2, \dots, j$  is a *run* of length  $(j-i)$  ( $1 \leq j-i < n$ ) if  $X(i) \neq X(i+1) = X(i+2) = \dots = X(j) \neq X(j+1)$ . A *singleton* is a run of length 1, a single vertex. These vertices require special treatment, since they lie in two discordant edges. Note that the number of runs,  $k(X)$ , in  $X$  is equal to the number of discordant edges. Also  $k$  is even, since red and blue runs must alternate, so we will write  $r(X) = \frac{1}{2}k(X)$ , and  $k_0 = 2r_0 = k(X_0)$ . Thus  $r(X)$  is the number of paths of a given colour. Then  $T$  is the first  $t$  for which  $k(X_t) = r(X_t) = 0$ , (a cycle is not a path).

Let the  $k$  runs in  $X$  have lengths  $\ell_1, \ell_2, \dots, \ell_k$  respectively, and let  $s(X)$  denote the number of singletons. Clearly  $\sum_{i=1}^k \ell_i = n$ , and there are  $\kappa = 2k - s$  discordant vertices, so  $k \leq \kappa \leq 2k$ .

We wish to determine the convergence time  $T$  for an arbitrary configuration  $X_0$  of the push or pull process to reach an absorbing state  $X_T$  with  $X_T(i) = X_T(1)$  ( $i \in [n]$ ). In these processes, the run lengths behave rather like symmetric random walks on the line. However, an analysis using classical random walk techniques [13] seems problematic. There are two main difficulties. Firstly, the  $k$  “walks” (run lengths) are correlated. If a run is long, the adjacent runs are likely to be shorter, and vice versa. Secondly, when the change vertex is a singleton, the lengths of three adjacent runs are combined, so three walks suddenly merge into one. One of the three runs is a singleton, but the other two may have arbitrary lengths.

Therefore, we will use the random walk view only to give a lower bound on the convergence time. For the upper bound, we use a different approach. We will define a *potential function*

$$\psi(X) = \sum_{i=1}^k \sqrt{\ell_i},$$

where  $\psi(X) = 0$  if and only if  $k(X) = 0$ . The important feature of  $\psi$  is that it is a separable and strictly concave function of the  $\ell_i$  ( $i \in [k]$ ). Almost any other function with these properties would give similar results.

**Lemma 7.** For any configuration  $X$  on the  $n$ -cycle with  $k$  runs,  $\psi(X) \leq \sqrt{kn}$ .

*Proof.* If  $k = 0$ , this is clearly true. Otherwise, if  $k \geq 2$ , by concavity we have  $\psi(X)/k = \frac{1}{k} \sum_{i=1}^k \sqrt{\ell_i} \leq \sqrt{\frac{1}{k} \sum_{i=1}^k \ell_i} = \sqrt{n/k}$ , so  $\psi(X) \leq \sqrt{kn}$ .  $\square$

Observe that  $k(X_{t+1}) = k(X_t)$  at step  $t$  of either the push or pull process, unless the change vertex is a singleton, in which case we may have  $k(X_{t+1}) = k(X_t) - 2$ . Thus  $\{t : k(X_t) = 2r\}$  is an interval  $[t_r, t_{r-1})$ , which we will call *phase*  $r$  of the process.

Let  $v_t = v \in D(X_t)$  be the active vertex, i.e. the vertex selected to push in the push rule, or pull in the pull rule. Let  $\delta_v$  be the expected change in  $\psi$ , i.e.

$$\delta_v = \mathbf{E}[\psi(X_{t+1}) - \psi(X_t) \mid v_t = v].$$

If there are  $\kappa = 2k - s$  discordant vertices, the total expected change  $\delta$  in  $\psi$  is

$$\Delta = \mathbf{E}[\psi(X_{t+1}) - \psi(X_t)] = \frac{1}{\kappa} \sum_{v \in D} \delta_v.$$

We will show that  $\Delta$  is negative, so  $\psi(X_t)$  is monotonically decreasing with  $t$ , in expectation. Unfortunately we cannot simply bound  $\delta_v$  for each  $v \in D$ , since it is possible to have  $\delta_v > 0$ . Thus we will consider discordant *edges*. We partition the set  $K$  of discordant edges  $uv$  into three subsets:

- (A)  $A = \{uv : u \text{ and } v \text{ not singleton}\};$
- (B)  $B = \{uv : u \text{ not singleton, } v \text{ singleton}\};$
- (C)  $C = \{uv : u \text{ and } v \text{ both singleton}\}.$

See Fig. 4, where  $\ell_z$  is the length of the run containing discordant vertex  $z$ , for  $z \in \{u, v, w, q\}$ .

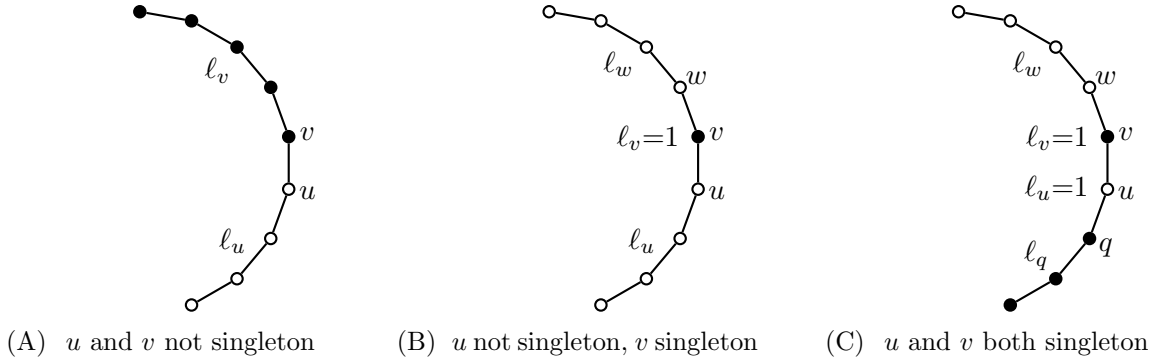


Fig. 4: Cases for discordant edge  $uv$

Note that  $k$  can change only if  $uv \in B \cup C$ . Now let

$$\lambda_{uv} = \begin{cases} \sqrt{\ell_u} + \sqrt{\ell_v}, & uv \in A; \\ \sqrt{\ell_u} + \frac{1}{2}\sqrt{\ell_v}, & uv \in B; \\ \frac{1}{2}\sqrt{\ell_u} + \frac{1}{2}\sqrt{\ell_v}, & uv \in C. \end{cases} \quad \delta_{uv} = \begin{cases} \delta_u + \delta_v, & uv \in A; \\ \delta_u + \frac{1}{2}\delta_v, & uv \in B; \\ \frac{1}{2}\delta_u + \frac{1}{2}\delta_v, & uv \in C. \end{cases}$$

Each singleton is in two discordant edges, all other discordant vertices in one, and each run is bounded by two discordant vertices. Therefore

$$\psi = \frac{1}{2} \sum_{v \in D} \sqrt{\ell_v} = \sum_{uv \in K} \lambda_{uv}, \quad \delta = \frac{1}{\kappa} \sum_{v \in D} \delta_v = \frac{1}{\kappa} \sum_{uv \in K} \delta_{uv}.$$

We will show that  $\delta_{uv} < 0$  for all  $uv \in K$ . We consider cases (A), (B) and (C) separately. So far, the analysis is identical for pull and push voting. Now we must distinguish them. First we consider the push process.

### Push voting

(A)

$$\begin{aligned} \delta_v &= \sqrt{\ell_v + 1} - \sqrt{\ell_v} + \sqrt{\ell_u - 1} - \sqrt{\ell_u}, \\ \delta_u &= \sqrt{\ell_v - 1} - \sqrt{\ell_v} + \sqrt{\ell_u + 1} - \sqrt{\ell_u}. \end{aligned}$$

Hence  $\delta_{uv} = (\sqrt{\ell_v + 1} + \sqrt{\ell_v - 1} - 2\sqrt{\ell_v}) + (\sqrt{\ell_u + 1} + \sqrt{\ell_u - 1} - 2\sqrt{\ell_u}) \leq -\frac{1}{4}(\ell_v^{-3/2} + \ell_u^{-3/2})$ , using Lemma 8.

**Lemma 8.** For all  $\ell \geq 1$ ,  $\sqrt{\ell + 1} + \sqrt{\ell - 1} \leq 2\sqrt{\ell} - \frac{1}{4}\ell^{-3/2}$ .

*Proof.* First, we prove the inequality  $\sqrt{1+x} + \sqrt{1-x} \leq 2 - \frac{1}{4}x^2$ , for all  $x \leq 1$ . By squaring both sides, the inequality is true if  $2 + 2\sqrt{1-x^2} \leq 4 - x^2 + \frac{1}{16}x^4$ . This is true if  $\sqrt{1-y} \leq 1 - \frac{1}{2}y$ , with  $y = x^2$ . Squaring both sides, this is  $1 - y^2 \leq 1 - y^2 + \frac{1}{4}y^4$ , which is clearly true. Now, letting  $x = 1/\ell$ ,  $\sqrt{\ell + 1} + \sqrt{\ell - 1} \leq 2\sqrt{\ell} - \frac{1}{4}\ell^{-3/2}$  is equivalent to  $\sqrt{1+x} + \sqrt{1-x} \leq 2 - \frac{1}{4}x^2$  with  $x \leq 1$ .  $\square$

(B) Let  $u, w$  be the discordant neighbours of  $v$ . Then

$$\delta_v = \frac{1}{2}(\sqrt{\ell_u - 1} - \sqrt{\ell_u} + \sqrt{2} - 1 + \sqrt{\ell_w - 1} - \sqrt{\ell_w} + \sqrt{2} - 1)$$

Since  $\sqrt{\ell - 1} \leq \sqrt{\ell}$ ,  $\delta_v \leq \sqrt{2} - 1$ . Also

$$\delta_u = \sqrt{\ell_w + \ell_u + 1} - \sqrt{\ell_w} - \sqrt{\ell_u} - 1 \leq \sqrt{3} - 3,$$

using Lemma 9. Thus

$$\delta_{uv} \leq \frac{1}{2}(\sqrt{2} - 1) + \sqrt{3} - 3 < -1 \leq -\frac{1}{2}(\ell_v^{-3/2} + \ell_u^{-3/2}).$$

**Lemma 9.** For all  $\ell_1, \ell_2 \geq 1$ ,  $\sqrt{\ell_1} + \sqrt{\ell_2} + 1 \geq \sqrt{\ell_1 + \ell_2 + 1} + (3 - \sqrt{3})$ .

*Proof.* Consider  $f(\ell_1, \ell_2) = \sqrt{\ell_1} + \sqrt{\ell_2} + 1 - \sqrt{\ell_1 + \ell_2 + 1} + (3 - \sqrt{3})$ . Then, for all  $\ell_1, \ell_2 > 0$ ,

$$\frac{\partial f}{\partial \ell_i} = \frac{1}{2\sqrt{\ell_i}} - \frac{1}{2\sqrt{\ell_1 + \ell_2 + 1}} > 0 \quad (i = 1, 2).$$

Hence  $f(\ell_1, \ell_2) \geq f(1, 1) = 0$  for all  $\ell_1, \ell_2 \geq 1$ .  $\square$

(C) Let  $u, w$  be the discordant neighbours of  $v$ , and  $v, q$  the discordant neighbours of  $u$ . Then

$$\delta_v = \frac{1}{2}(\sqrt{\ell_w - 1} - \sqrt{\ell_w} + \sqrt{2} - 1 + \sqrt{\ell_q + 2} - \sqrt{\ell_q} - 2).$$

Now  $\sqrt{\ell - 1} \leq \sqrt{\ell}$  and  $\sqrt{\ell + 2} - \sqrt{\ell} - 2 \leq \sqrt{3} - 3$ , using Lemma 9 with  $\ell_1 = 1$ . Thus  $\delta_v \leq \frac{1}{2}(\sqrt{2} - 1 + \sqrt{3} - 3) < -0.425$ . Similarly  $\delta_u < -0.425$ , so  $\delta_{uv} < -0.425 \leq -\frac{1}{5}(\ell_v^{-3/2} + \ell_u^{-3/2})$ .

Hence we have  $\delta_{uv} < -\frac{1}{5}(\ell_v^{-3/2} + \ell_u^{-3/2})$  for all  $uv \in K$ , so

$$\delta = \frac{1}{\kappa} \sum_{v \in D} \delta_v = \frac{1}{\kappa} \sum_{uv \in K} \delta_{uv} \leq -\frac{1}{5\kappa} \sum_{uv \in K} (\ell_v^{-3/2} + \ell_u^{-3/2}) < -\frac{1}{5\kappa} \sum_{v \in D} \ell_v^{-3/2}.$$

Thus

$$\mathbf{E}[\psi(X_{t+1})] < \psi(X_t) - \frac{1}{5\kappa} \sum_{v \in D} \ell_v^{-3/2}.$$

Since  $f(x) = x^{-3}$  is a convex function,  $\mathbf{E}[f(X)] \geq f(\mathbf{E}[X])$  by Jensen's inequality [25, 6.6], so

$$\frac{1}{\kappa} \sum_{v \in D} \ell_v^{-3/2} \geq \left( \frac{1}{\kappa} \sum_{v \in D} \sqrt{\ell_v} \right)^{-3} = \left( \frac{\kappa}{2\psi(X_t)} \right)^3 \geq \left( \frac{k}{2\psi(X_t)} \right)^3,$$

Therefore,

$$\mathbf{E}[\psi(X_{t+1})] < \psi(X_t) - \frac{1}{5} \left( \frac{k}{2\psi(X_t)} \right)^3 = \psi(X_t) - \frac{k^3}{40\psi(X_t)^3}. \quad (15)$$

Hence, using Lemma 7,

$$\mathbf{E}[\psi(X_{t+1})] - \mathbf{E}[\psi(X_t)] \leq -\frac{1}{40}k^3/(kn)^{3/2} = -\frac{1}{40}(k/n)^{3/2}. \quad (16)$$

Recall that phase  $r$  of the process, during which the number of runs is  $k = 2r$ , is the interval  $[t_r, t_{r-1})$ , for  $r \in [r_0]$ , and let  $\varphi_r = \mathbf{E}[\psi(X_{t_r})]$ . Since  $r_0 = \frac{1}{2}k(X_0)$ ,  $t_{r_0} = 0$  and, since  $r(X_T) = k(X_T) = 0$ ,  $t_0 = T$  and  $\varphi_0 = 0$ . Let  $m_r = \mathbf{E}[t_{r-1} - t_r]$ , for  $r \in [r_0]$  and  $\gamma_r = \frac{1}{40}m_r(2r/n)^{3/2}$ . Then (7) implies that  $\psi(X_t) + (t - t_{r-1})\gamma_r$  is a supermartingale [25, 10.3] during phase  $r$ , and  $t_r$  is a stopping time. Then the optional stopping theorem [25, 10.10] implies that

$$\varphi_{r-1} + \gamma_r m_r = \mathbf{E}[\psi(X_{t_{r-1}}) + \gamma_r(t_r - t_{r-1})] \leq \mathbf{E}[\psi(X_{t_r})] = \varphi_r,$$

which implies

$$\varphi_r - \varphi_{r-1} \geq \gamma_r m_r = \frac{1}{40}m_r(2r/n)^{3/2} \quad (r \in [r_0]). \quad (17)$$

Note, in particular, that  $\varphi_r \geq \varphi_{r-1}$  for all  $r \in [r_0]$ .

From Lemma 7,  $\varphi_r \leq \sqrt{2rn}$ . Then, from (17), we have  $m_r \leq 40\sqrt{2rn}(2r/n)^{-3/2} = 20n^2/r$ . Thus

$$\mathbf{E}[T] = \sum_{j=1}^{r_0} m_j \leq 20n^2 \sum_{j=1}^{r_0} 1/j < 20n^2(\ln r_0 + 1).$$

Since  $r_0 \leq n/2$ , this gives an absolute bound of  $20n^2 \ln(en/2) = O(n^2 \log n)$ . However, we can improve this with a more careful analysis.

Let  $x_r = \varphi_r - \varphi_{r-1} \geq 0$ , for  $r \in [r_0]$ , so  $\varphi_r = \sum_{i=1}^r x_i \leq \sqrt{2rn}$ . Also, from (17), we have  $m_r \leq 40x_r(n/2r)^{3/2} = 10\sqrt{2}n^{3/2}x_r/r^{3/2}$ , so  $\mathbf{E}[T] = \sum_{j=1}^{r_0} m_j < 10\sqrt{2}n^{3/2} \sum_{j=1}^{r_0} x_r/r^{3/2}$ .

Thus  $E[T]$  is bounded above by  $T^*$ , the optimal value of the following linear program.

$$\begin{aligned} T^* &= \max 10\sqrt{2}n^2 \sum_{r=1}^{r_0} x_r/r^{3/2} \\ \text{such that } \sum_{j=1}^r x_j &\leq \sqrt{2rn} & (r \in [r_0]) \\ x_j &\geq 0 & (j \in [r_0]). \end{aligned} \tag{18}$$

This linear program can be solved easily by a greedy procedure. In fact, it is a polymatroidal linear program [11], but we will give a self-contained proof for this simple case, using linear programming duality.

**Lemma 10.** *Let  $0 < b_1 < b_2 < \dots < b_\nu$  and  $c_1 > c_2 > \dots > c_\nu > 0$ . Then the linear program  $\max \sum_{j=1}^\nu c_j x_j$  subject to  $\sum_{j=1}^r x_j \leq b_r$ ,  $x_r \geq 0$  ( $r \in [\nu]$ ) has optimal solution  $x_1 = b_1$ ,  $x_j = b_j - b_{j-1}$  ( $j = 2, 3, \dots, \nu$ ).*

*Proof.* This solution has objective function value  $c_1 b_1 + c_2(b_2 - b_1) + \dots + c_\nu(b_\nu - b_{\nu-1})$ . The dual linear program is  $\min \sum_{i=1}^\nu b_i y_i$  subject to  $\sum_{i=j}^\nu y_i \geq c_j$ ,  $y_j \geq 0$  ( $j \in [\nu]$ ), and has feasible solution  $y_\nu = c_\nu$ ,  $y_j = c_j - c_{j+1}$  ( $j \in [\nu - 1]$ ). Then the dual objective function has value  $b_\nu c_\nu + b_{\nu-1}(c_{\nu-1} - c_\nu) + \dots + b_1(c_1 - c_2)$ . However,

$$c_1 b_1 + c_2(b_2 - b_1) + \dots + c_\nu(b_\nu - b_{\nu-1}) = b_\nu c_\nu + b_{\nu-1}(c_{\nu-1} - c_\nu) + \dots + b_1(c_1 - c_2).$$

Since the objective function values are equal, it follows that the two solutions are optimal in the primal and dual respectively.  $\square$

Thus, the optimal solution to (18) is  $x_r = \sqrt{2r} - \sqrt{2(r-1)} = \sqrt{2r}(1 - \sqrt{1 - 1/r}) \leq \sqrt{2/r}$ , for  $r \in [r_0]$ , since  $1 - y \leq \sqrt{1 - y}$  for  $0 \leq y \leq 1$ . Thus

$$T^* \leq 10\sqrt{2}n^2 \sum_{j=1}^{r_0} x_r/r^{3/2} \leq 10\sqrt{2}n^2 \sum_{j=1}^{r_0} \sqrt{2}/(\sqrt{r} r^{3/2}) = 20n^2 \sum_{r=1}^{r_0} 1/r^2 < (10\pi^2/3)n^2,$$

since  $\sum_{r=1}^\infty 1/r^2 = \pi^2/6$ . Thus we have an absolute bound of  $\mathbf{E}[T] = O(n^2)$ .

## Pull voting

The case of pull voting is similar, but the calculations for cases (A)–(C) are changed as follows.

- (A') The analysis for this case is identical to (A), except that  $\delta_u$  and  $\delta_v$  are interchanged. Hence  $\delta_{uv} \leq -\frac{1}{4}(\ell_v^{-3/2} + \ell_u^{-3/2})$ , as before.

- (B')  $\delta_v = \sqrt{\ell_u + \ell_w + 1} - \sqrt{\ell_u} - \sqrt{\ell_w} - 1 \leq \sqrt{3} - 3$ , using Lemma 9. Also  $\delta_u = \sqrt{2} + \sqrt{\ell_u - 1} - \sqrt{\ell_u} - 1 \leq \sqrt{2} - 1$ . Thus  $\delta_{uv} \leq \sqrt{2} - 1 + \frac{1}{2}(\sqrt{3} - 3) < -0.22 \leq -\frac{1}{10}(\ell_v^{-3/2} + \ell_u^{-3/2})$ .
- (C')  $\delta_v = \sqrt{\ell_w + 2} - \sqrt{\ell_w} - 2 < \sqrt{3} - 3$ , from Lemma 9 with  $\ell = 1$ . Similarly  $\delta_u < \sqrt{3} - 3$ , so  $\delta_{uv} \leq \sqrt{3} - 3 < -1.25 < -\frac{1}{2}(\ell_v^{-3/2} + \ell_u^{-3/2})$ .

Hence we have  $\delta_{uv} < -\frac{1}{10}(\ell_v^{-3/2} + \ell_u^{-3/2})$  for all  $uv \in K$ , whereas we had  $\delta_{uv} < -\frac{1}{5}(\ell_v^{-3/2} + \ell_u^{-3/2})$  for push voting. Thus the estimated rate of convergence is only half that for push voting. The rest of the analysis follows the same lines as before, except that the convergence time estimates are doubled. However, we may still conclude that  $\mathbf{E}[T] = O(n^2)$ .

## Lower bound

Suppose  $G$  is an  $n$ -cycle, with  $n = 2\nu$  even, and the push or pull process starts with  $X_0(i) = 0$  ( $i = 1, \dots, \nu$ ),  $X_0(i) = 1$  ( $i = \nu + 1, \dots, n$ ). Thus  $k = 2$  and  $\ell_1 = \ell_2 = \nu$ . See Fig. 5. At each step before convergence, there are two discordant edges, four discordant vertices, and the push and pull processes proceed identically.

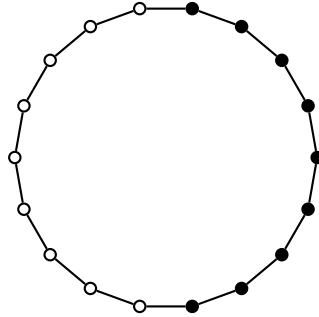


Fig. 5: Lower bound configuration

Let  $L_t$  be the length of (say) the red run at step  $t$ , so  $L_0 = \nu$ ,  $L_T \in \{0, n\}$ . At each step before convergence, we have  $k(X_t) = 2$ ,  $L_{t+1} \leftarrow L_t - 1$  with probability  $1/2$ , and  $L_{t+1} \leftarrow L_t + 1$  with probability  $1/2$ . Thus  $L_t$  is a symmetric simple random walk. The number of runs  $k(X_t)$  can only be reduced from two to zero if either  $L_t = 1$  or  $L_t = n - 1$ , when one of the runs is a singleton. Thus  $\mathbf{E}[T]$  is bounded below by the expected time for a symmetric simple random walk started at  $\nu$  to reach either 1 or  $(n - 1)$ . This is well known [13, XIV.3], and is exactly  $(\nu - 1)^2 = \Omega(n^2)$ . Therefore the expected convergence time for either the push or pull process is  $\Theta(n^2)$ .

## 5 Voting on the star graph $S_n$

Let  $(r, b, X)$  denote the coloring of the star graph  $S_n$  on  $n$  vertices in which there are  $r$  red vertices  $b = n - r$  blue vertices. The central vertex has colour  $X \in \{R, B\}$ .



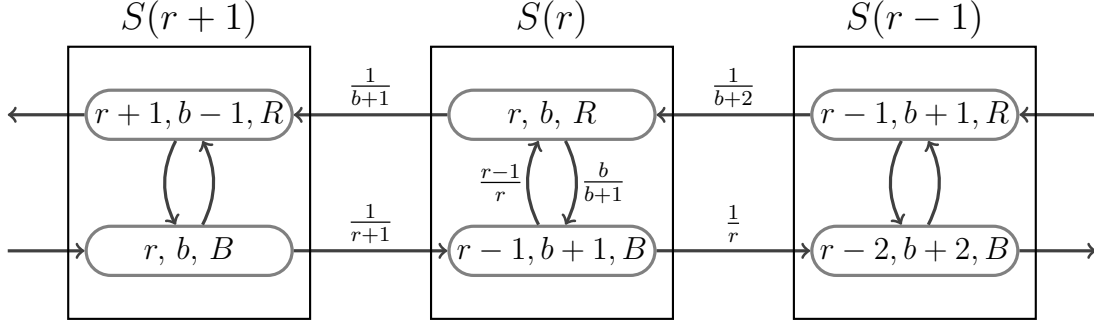


Fig. 6: Pseudo-states for the push process

## Push voting on the star

In the case of the push process, the transitions from state  $(r, b, R)$  are to state  $(r+1, b-1, R)$  with probability  $1/(b+1)$  and to state  $(r-1, b+1, B)$  with probability  $b/(b+1)$ . The transitions from state  $(r-1, b+1, B)$  are to  $(r, b, R)$  with probability  $(r-1)/r$  and to  $(r-2, b+2, B)$  with probability  $1/r$ . For the purposes of discussion we group the states  $(r, R) = (r, b, R)$  and  $(r-1, B) = (r-1, b+1, B)$  into a single pseudo-state  $S(r)$ . The transitions probabilities within or between  $S(r+1)$  or  $S(r-1)$  are shown in Figure 6, and are derived as follows:

Let  $X, Y \in \{R, B\}$ . For a particle occupying a state (of colour)  $X$  in  $S(r)$  let  $P_X(Y, r)$  be the probability of exit from  $S(r)$  via state  $Y$ . For example  $P_R(R, r)$  is the probability that a particle starting at  $(r, R)$  eventually exits from  $S(r)$  via state  $(r, R)$  to state  $(r+1, R)$  in  $S(r+1)$ . Thus

$$P_R(R, r) = \frac{1}{b+1} \left( 1 + \frac{b}{b+1} \frac{r-1}{r} + \cdots + \left( \frac{b}{b+1} \frac{r-1}{r} \right)^k + \cdots \right),$$

so that

$$P_R(R, r) = \frac{1}{b+1} \frac{1}{1 - [b(r-1)/(b+1)r]} = \frac{r}{n}.$$

Similarly let  $P_B(R, r)$  be the probability that a particle currently at  $(r-1, B)$  in  $S(r)$  moves from  $S(r)$  to  $(r+1, R)$  in  $S(r+1)$ . Then

$$P_B(R, r) = \frac{r-1}{r} P_R(R, r) = \frac{r-1}{n}.$$

In summary, starting from state  $X \in \{R, B\}$  of  $S(r)$ , for  $1 \leq r \leq n-1$  the transition probability  $p_X(r)$  from  $S(r)$  to  $S(r+1)$  (resp. transition probability  $p_X(b)$  from  $S(r)$  to  $S(r-1)$ ) is given by

$$p_X(r) = \frac{r - 1_{(X=B)}}{n}, \quad p_X(b) = \frac{b + 1_{(X=B)}}{n}. \quad (19)$$

States  $(0, B)$  (i.e.  $S(0)$ ) and  $(n, R)$  (i.e.  $S(n)$ ) are absorbing.

Let  $i = \max(r, b) - n/2$ . To obtain lower and upper bounds on the number of transitions between pseudo-states  $S(r)$  before absorption, we can couple the process with a biased random walk on the line  $L = \{0, 1, \dots, n/2\}$  with a reflecting barrier at 0 and an absorbing barrier at  $n/2$ . We assume  $n$  is even here. For  $0 < i < n/2$ , let  $p_i$  be the probability of a transition from  $i$  to  $i + 1$  on  $L$ , and let  $q_i = 1 - p_i$  be the probability of a transition from  $i$  to  $i - 1$ . It follows from (19) that to obtain bounds on the number of transitions between pseudo-states  $S(r)$  before absorption we can use a value of  $p_i$  given by

$$p_i = 1/2 + (i + 1)/n \quad \text{Lower bound,} \quad p_i = 1/2 + (i - 1)/n \quad \text{Upper bound.} \quad (20)$$

We next consider the number of loops, for example  $(r, R) \rightarrow (r - 1, B) \rightarrow (r, R)$ , made within  $S(r)$  before exit. For a particle starting from state  $X$  of  $S(r)$  let  $C_{XY} = C_{XY}(r)$  be the number of loops before exit at state  $Y$ . Let  $\lambda = \frac{b}{b+1} \frac{r-1}{r}$  and  $\rho = \lambda/(1 - \lambda)^2$ , then

$$\mathbf{E}C_{RR} = \sum_{k \geq 0} \frac{1}{b+1} k \lambda^k = \frac{1}{b+1} \frac{\lambda}{(1 - \lambda)^2} = \rho \frac{1}{b+1}.$$

Similarly,

$$\mathbf{E}C_{BR} = \rho \frac{r-1}{r(b+1)}, \quad \mathbf{E}C_{RB} = \rho \frac{b}{r(b+1)}, \quad \mathbf{E}C_{BB} = \rho \frac{1}{r}.$$

The conditional expectations  $\mu_{XY}(r) = \mathbf{E}C_{XY}(r)/P_X(Y, r)$  are given by

$$\mu_{XY}(r) = \begin{cases} \rho \frac{n}{r} \frac{1}{b+1}, & XY = RR \\ \rho \frac{n}{r} \frac{1}{b+1}, & XY = BR \\ \rho \frac{n}{n-r} \frac{b}{r(b+1)}, & XY = RB \\ \rho \frac{n}{n-r+1} \frac{1}{r}, & XY = BB \end{cases}. \quad (21)$$

The value of  $\rho = (rb(r-1)(b+1))/n^2$ . In particular if  $b, r = (1 + o(1))n/2$  then, whatever colours  $X, Y$

$$\mu_{XY}(r) = (1 + o(1)) \frac{n}{4}. \quad (22)$$

Let  $N = n/2$ . Starting from  $r = b = n/2$  let  $T'_N$  be the number of transitions between states  $S(r)$  to reach  $\max(r, b) = N + n/2$ . Referring to (20), we consider a biased random walk with transition probabilities of  $Z = \max\{r, b\} - n/2$  given by

$$p_i = \begin{cases} 1, & \text{if } i = 0 \\ 1/2 + i/n + \delta/n, & \text{if } i \in \{1, \dots, n/2 - 1\}, \\ 0, & \text{if } i = n/2 \end{cases} \quad (23)$$

where we set  $\delta = 1$  for a lower bound on the number of steps  $T'$  to absorption, and  $\delta = -1$  for an upper bound.

The walk in (23) is the push chain  $Z_t$  with transitions given by (5) as analysed Section 2. Referring to (5) and (4) we set  $\delta = 0$  for a lower bound on  $\mathbf{E}_0 T_M$ . For  $M = N^{3/4}$ , from Lemma 6,

$$\mathbf{E}_0 T_M \geq \Theta(1) \sum_{i=\sqrt{N}}^M \frac{N}{i} \geq \Theta(N) \log \frac{M}{\sqrt{N}} = \Theta(n \log n).$$

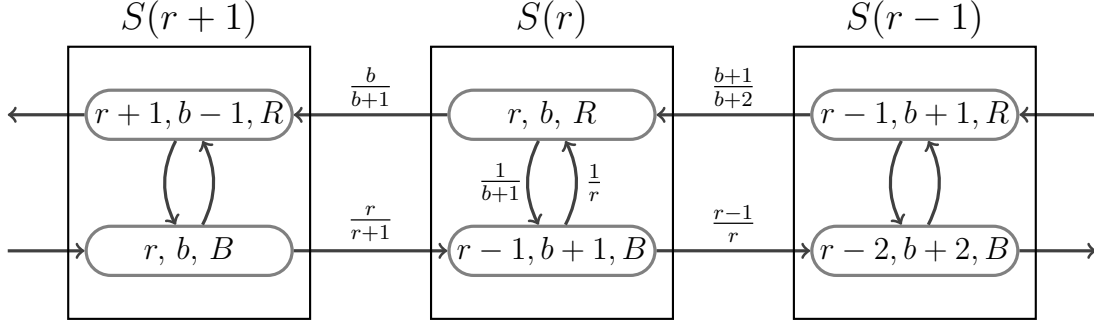


Fig. 7: Pseudo-states for the pull process

For all states  $i = \sqrt{N}, \dots, N^{3/4}$ , the corresponding value of  $r = (1 + o(1))n/2$ . Referring to (22), whatever the type of transition  $XY$  between  $S(r)$  and neighbouring states,  $\mu_{XY}(r) = (1 + o(1))n/4$ . Let  $\mu = \min_{X,Y}(\mu_{XY}(r) : n/2 \leq r \leq M)$ , then  $\mu \geq n/5$ . As  $\mathbf{E}_0 T_N \geq \mathbf{E}_0 T_M = \Theta(n \log n)$  we have that

$$\mathbf{E}T(\text{Push}) \geq \mu \mathbf{E}_0 T_M = \Omega(n^2 \log n).$$

The upper bound follows by a similar argument. Put  $\delta = -1$  in (5), and use Lemma 5.

## Pull voting on the star

As before, we group the states  $(r, R) = (r, b, R)$  and  $(r-1, B) = (r-1, b+1, B)$  into a single pseudo-state  $S(r)$ . The transitions probabilities within or between  $S(r+1)$  or  $S(r-1)$  are shown in Figure 7, and are obtained by calculations similar to the push case. In the final pseudo-state  $S(n)$  on the left, the state  $(n, 0, R)$  is absorbing, and so the state  $(n-1, 1, B)$  cannot be reached. As an initial state,  $(n-1, 1, B)$  goes to  $(n-2, 2, B)$  with probability 1.

The pull process seems much easier to analyse. Suppose the star currently has a red central vertex, and we are in state  $(r, b, R)$  of  $S(r)$ . The probability of a direct transition from  $(r, b, R)$  to  $(r+1, b-1, R)$  is  $b/(b+1)$ . This occurs when a blue leaf vertex is chosen and pulls the colour of the red central vertex. We say a *run* is a sequence of transitions which leave the colour of the central vertex unchanged. Let  $\rho(r, x, R)$  be run given by the sequence of transitions

$$(r, b, R) \rightarrow (r+1, b-1, R) \rightarrow \dots \rightarrow (x-1, n-x+1, R) \rightarrow (x, n-x, R).$$

Then

$$\mathbf{Pr}(\rho(r, x, R)) = \frac{n-r}{n-r+1} \frac{n-r-1}{n-r} \dots \frac{n-x+1}{n-x+2} = \frac{n-x+1}{n-r+1}.$$

The probability a run starting at  $(r, n-r, R)$  run finishes by absorption at  $(n, 0, R)$  is

$$\mathbf{Pr}(\rho(r, n, R)) = \frac{1}{n-r+1} \geq \frac{1}{n}.$$

Each run is terminated by absorption, or by a change of colour of the central vertex, say from  $R$  to  $B$ . In the latter case, this marks the start of a new run (possibly of length zero) in the

opposite direction. Starting from  $(r, n - r, R)$ , let  $X$  be the number of changes of colour of the central vertex from  $R$  to  $B$ , or vice versa, before absorption at  $(n, 0, R)$  or  $(0, n, B)$ . Let  $Y$  be the winning step for a sequence of independent trials with success probability  $p = 1/n$ . Then  $\mathbf{E}X \leq \mathbf{E}Y = n$ . Each run has a length between zero and  $n$ , so  $\mathbf{E}T(\text{Pull}) = O(n^2)$ .

## 6 Voting on the double star

### Push voting on the double star

A *double star*  $S_{2n+2}^*$  comprises two stars  $S_1, S_2$ , each with  $n$  leaves, and their central vertices  $c_1, c_2$  joined by an edge. Let  $X_t : V \rightarrow \{R, B\}$  identify the colours of the vertices  $v \in V$  at time  $t$ . See Fig. 1. We will show that the convergence time for the push process on  $S_{2n+2}^*$  can be exponential in  $n$ .

**Theorem 11.** *The push process on the double star with  $2n + 2$  vertices has worst case convergence time  $\Omega(2^{2n/5})$ .*

*Proof.* We will assume that the initial configuration for the process has  $X_0(v) = B$  ( $v \in S_1$ ), and  $X_0(v) = R$  ( $v \in S_2$ ). Then, for convergence to occur, we must have either  $X(v) = R$  ( $\forall v \in S_1$ ), or  $X(v) = B$  ( $\forall v \in S_2$ ). Without loss of generality, we suppose  $S_1$  that must be recoloured  $R$ , and temporarily restrict attention to  $S_1$ .

Let  $r_t = |\{v \in S_1 \setminus c_1 : X_t(v) = R\}|$  be the number of leaves in  $S_1$  which are coloured  $R$ , and hence  $(n - r_t)$  leaves are coloured  $B$ . We make no assumption about  $X_t(c_1)$  or  $X_t(c_2)$ . See Fig. 8.

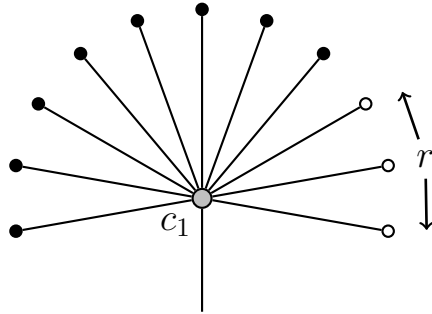


Fig. 8:  $S_1$  with  $r$  leaves coloured  $R$

Now, if  $r_{t-1} = r$ , at step  $t$  either  $r_t \leftarrow r + 1$ ,  $r_t \leftarrow r - 1$ ,  $c_1$  changes colour, or the step involves  $S_2$ . We discard all steps which involve  $S_2$  or  $c_1$ , and consider the time  $t$  as changing only when either  $r_{t+1} \leftarrow r_t + 1$  or  $r_{t+1} \leftarrow r_t - 1$ . Thus  $t$  is a lower bound on the duration of the process.

We will upper bound  $\mathbf{Pr}(r_{t+1} = r + 1)$ , when  $r_t = r$ . This event occurs only when  $c_1$  is chosen, and will be maximised when  $X_t(c_1) = R$ , since otherwise  $c_1$  must first change colour. It is also maximised when  $X_t(c_2) = R$ , since then  $c_1 c_2$  cannot be chosen as a discordant edge.

However,  $c_1$  may be recoloured  $B, R$  any number of times,  $k$  say, between  $t$  and  $t + 1$ . The probability that  $c_1$  is recoloured  $B$  is at most  $(n - r + 1)/(n - r + 2)$ , when  $c_2$  is coloured  $B$ . Subsequent to this, the probability that  $c_1$  is recoloured  $R$  is at most  $(r + 1)/(r + 2)$ , when  $c_2$  is coloured  $R$ .

$$\begin{aligned}
\Pr(r_{t+1} = r + 1 \mid r_t = r) &\leq \frac{1}{n - r + 1} \sum_{k=0}^{\infty} \left( \frac{r + 1}{r + 2} \frac{n - r + 1}{n - r + 2} \right)^k \\
&= \frac{1}{n - r + 1} \left( 1 - \frac{r + 1}{r + 2} \frac{n - r + 1}{n - r + 2} \right)^{-1} \\
&= \frac{(r + 2)(n - r + 2)}{(n + 3)(n - r + 1)} \\
&\leq \frac{r + 3}{n + 3}, \quad \text{if } r \leq (n - 1)/2.
\end{aligned}$$

Since the only alternative is that  $r_{t+1} = r - 1$ , when  $r \leq (n - 1)/2$ , we also have

$$\Pr(r_{t+1} = r - 1 \mid r_t = r) = 1 - \Pr(r_{t+1} = r + 1) \geq 1 - \frac{r + 3}{n + 3} = \frac{n - r}{n + 3}.$$

Now  $\Pr(r_{t+1} = r + 1 \mid r_t = r) \leq (r + 3)/(n + 3) \leq 1/5$  if  $r \leq (n - 12)/5$ . Let  $\nu = \lfloor (n - 12)/5 \rfloor$ . Thus, in the range  $0 \leq r_t \leq \nu$ , the process  $r_t$  is dominated by a random walk  $Z_t$  with  $\Pr(Z_{t+1} = r + 1 \mid Z_t = r) = 1/5$ ,  $\Pr(Z_{t+1} = r - 1 \mid Z_t = r) = 4/5$ . Let a *trial* of this process be the sequence of  $T$  steps, starting with  $Z_0 = 1$ , until either of the events  $E_0 : Z_T = 0$  or  $E_\nu : Z_T = \nu$  occurs. From [13, p.314], we have

$$\Pr(E_\nu) = \frac{3}{4^\nu - 1} \leq 4^{1-\nu} \quad \text{for } \nu > 1.$$

Let  $E_\nu^{1,k}$  be the event that  $E_\nu$  ever occurs in  $k$  trials. Thus  $\Pr(E_\nu^{1,k}) \leq k4^{1-\nu} = 4k/4^\nu$ . The corresponding event  $E_\nu^{2,k}$  in  $S_2$  is that  $n - r_t = \nu$  occurs in  $k$  trials, and so similarly  $\Pr(E_\nu^{2,k}) \leq k4^{1-\nu}$ . Let  $E_\nu^k = E_\nu^{1,k} \vee E_\nu^{2,k}$ , so

$$\Pr(E_\nu^k) = \Pr(E_\nu^{1,k} \vee E_\nu^{2,k}) \leq \Pr(E_\nu^{1,k}) + \Pr(E_\nu^{2,k}) \leq 8k/4^\nu = k/2^{2\nu-3}.$$

Clearly convergence requires  $E_\nu^k$  to have occurred. However, if  $k \leq 2^{2(\nu-5)}$ ,  $E_\nu^k$  occurs with probability at most  $1/4$ . Thus we need at least  $\Omega(4^\nu) = \Omega(2^{2n/5})$  trials before there is any appreciable probability of convergence. Hence  $\Omega(2^{2n/5})$  is a lower bound on the time for convergence with high probability.  $\square$

For a double star  $S_N^*$  on  $N = 2n + 2$  vertices, it follows that for the push process  $\mathbf{ET} = \Omega(2^{N/5})$ , as stated in Theorem 3.

## Pull voting on the double star

**Lemma 12.** *Let  $T$  be the expected time to complete discordant pull voting on the double star of  $2n + 2$  vertices. Then for any starting configuration  $\mathbf{ET} = O(n^4)$ .*

*Proof.* Our proof mimics that for pull voting on the star graph. If the centers  $c_1, c_2$  are the same colour (say red) we call the central edge monochromatic. If the central vertices are both red (e.g.), a run is a sequence of steps in which a blue leaf vertex is chosen at each step and pulls the red colour from one of the central vertices.

Let  $r_1, b_1$  be the red and blue leaves in  $S_1$  (resp.  $r_2, b_2$  in  $S_2$ ). Let  $b_1 + b_2 = b$ . Let  $\rho(b, k \mid R)$  be the probability of a run of length at least  $k \geq 0$  given the central vertices are red. The probability that a central vertex is recoloured at the next step is  $\rho(b, 0 \mid R) = 2/(b+2)$ . The required probabilities are

$$\rho(b, k \mid R) = \begin{cases} \frac{b}{b+2} & k = 1 \\ \frac{b(b-1)}{(b+2)(b+1)} & k = 2 \\ \frac{(b-k+2)(b-k+1)}{(b+2)(b+1)} & k = 3, \dots, b-1 \\ \frac{2}{(b+1)(b+2)} & k = b \end{cases}$$

Before cancelation of terms, for  $k \geq 3$  the expression for  $\rho(b, k \mid R)$  is

$$\frac{b}{b+2} \frac{b-1}{b+1} \frac{b-2}{b} \dots \dots \frac{b-(k-3)}{b-(k-3)+2} \frac{b-(k-2)}{b-(k-2)+2} \frac{b-(k-1)}{b-(k-1)+2}.$$

The cases  $k = 1, 2$  are given by the first two terms of this expression.

If the central edge monochromatic. then the probability  $P$  to finish voting without recoloring either of  $c_1, c_2$  is  $P = \rho(b, b \mid R) \geq 1/n^2$ . Let  $\mu'$  be an upper bound on the expected number of runs required for an exit (i.e. for the entire colouring to be monochromatic). Then  $\mu' \leq 1/P = n^2$ .

If the central edge is not monochromatic, e.g.  $c_1$  is red and  $c_2$  is blue, let the probability of becoming monochromatic in a given step be  $\phi(r_1, b_1, r_2, b_2)$ . Thus

$$\phi(r_1, b_1, r_2, b_2) \geq \min \left\{ \frac{2}{b_1 + r_2 + 2}, \frac{2}{r_1 + b_2 + 2} \right\} \geq \frac{2}{2n+2} = \frac{1}{n+1}.$$

Let  $\mu$  be an upper bound on the expected wait for the central edge to become monochromatic. Then  $\mu \leq n+1$ .

The number of steps in any run is at most  $s = 2n+1$ . Thus for the pull process

$$\mathbf{E}T \leq \mu \mu' s = (n+1) n^2 (2n+1) = O(n^4).$$

□

## 7 Voting on the barbell graph

The barbell or dumbbell graph of  $n$  vertices,  $B_{2n}$ , is given by two disjoint cliques  $S_1$  and  $S_2$  of size  $n$  joined by a single edge  $e$ . It has  $N = 2n$  vertices and  $2\binom{n}{2} + 1$  edges.

## Push voting on the barbell

For push we start with the following configuration: all vertices in  $S_1$  are red, and all vertices in  $S_2$  are blue. Let  $T$  the first time when the whole of  $S_1$  is blue (or  $S_2$  is red). Clearly  $T$  is less than (or equal to) the time to reach consensus. For simplicity, we just look at  $S_1$  and assume the final colour of  $S_1$  is red. Suppose that  $N_t$  is the number of blue vertices in  $S_1$ , where initially  $N_t = 0$ . Let  $M_t$  be the number of discordant vertices, where  $M_0 = 2$ . When  $1 \leq N_t \leq n/5 - 9$  then  $M_t \geq n$  and

$$\begin{aligned}\Pr(N_{t+1} = N_t + 1 | N_t) &\leq (1 + N_t)/M_t \leq (1 + N_t)/n \leq 1/5 \\ \Pr(N_{t+1} = N_t - 1 | N_t) &= (n - N_t)/M_t \geq 2/5\end{aligned}$$

In the regime  $1 \leq N_t \leq n/5 - 9$ ,  $N_t$  is dominated by a process  $N'_t$  with

$$\begin{aligned}\Pr(N'_{t+1} = N'_t + 1 | N'_t) &= 1/5 \\ \Pr(N'_{t+1} = N'_t - 1 | N'_t) &= 2/5 \\ \Pr(N'_{t+1} = N'_t | N'_t) &= 2/5\end{aligned}\tag{24}$$

Let  $Z$  be  $N'_t$  observed when  $N'$  changes, and thus we ignore the steps given by (24). In which case, the probability  $p$  that  $Z$  increases by one is  $p = 1/3$ , and the probability  $q$  that  $Z$  decreases by one is  $q = 2/3$ . We now follow the analysis for push voting on the double star. Let a *trial* of this process be the sequence of  $T$  steps, starting with  $Z_0 = 1$ , until either of the events  $E_0 : Z_T = 0$  or  $E_\nu : Z_T = \nu$  occurs. From [13, p.314], we have

$$\Pr(E_\nu) = \frac{1}{2^\nu - 1} \leq 2^{1-\nu} \quad \text{for } \nu > 1.$$

From now on, the same argument used for the double star works here. We just repeat the conclusion that  $\mathbf{E}T = \Omega(2^\nu) = \Omega(2^{n/5}) = \Omega(2^{N/10})$ , where  $N = 2n$  is the total number of vertices.

## Pull voting on the barbell

For pull voting we consider a configuration in which all vertices except one are red. Suppose the unique blue vertex is in  $S_1$ . We modify our process so that the system reaches consensus faster. To do that, in each round we only select vertices in  $S_1$ , and assume the final colour will be red. If the final colour would be blue, then we must also recolor all of  $S_2$ . Even if the vertex  $c_1$  of the bridge edge  $e = (c_1, c_2)$  is blue, the interaction between  $S_1$  and  $S_2$  does not affect the outcome. If  $S_1$  is not in consensus then each vertex in  $S_1$  has at least one discordant neighbour in  $S_1$ , so the (red) opinions in  $S_2$  will not affect the outcome.

It was proved in Theorem 1 that the time for pull voting to reach consensus in  $K_n$ , when all but one vertex is red is  $\Omega(2^n)$ . So, the time to finish in our modified process is  $\Omega(2^n) = \Omega(2^{N/2})$ .

## 8 Discordant voting: Simulation results

For the cases of discordant voting on the cycle and star graphs, simulations were made for the push, pull and oblivious protocols and for a range of vertex set sizes ( $n$ ). The initial vertex coloring was random. The averages are based on a minimum of 10 simulations for each case ( $n$ , protocol, graph). The maximum graph size studied was  $n = 300$  (star), and  $n = 350$  (cycle). We included the oblivious protocol in our experiments as a control case. For the oblivious protocol, and a random initial colouring, the average time to consensus should be about  $\mathbf{ET} \sim n^2/4$  for both graphs.

The figures speak for themselves (see Figure 8). Experimentally, for a cycle of size  $n$ , there is little difference between the protocols in the average time taken to reach consensus. However, for a star graph, the average time to reach consensus is longer for the push protocol, even for  $n = 150$ .

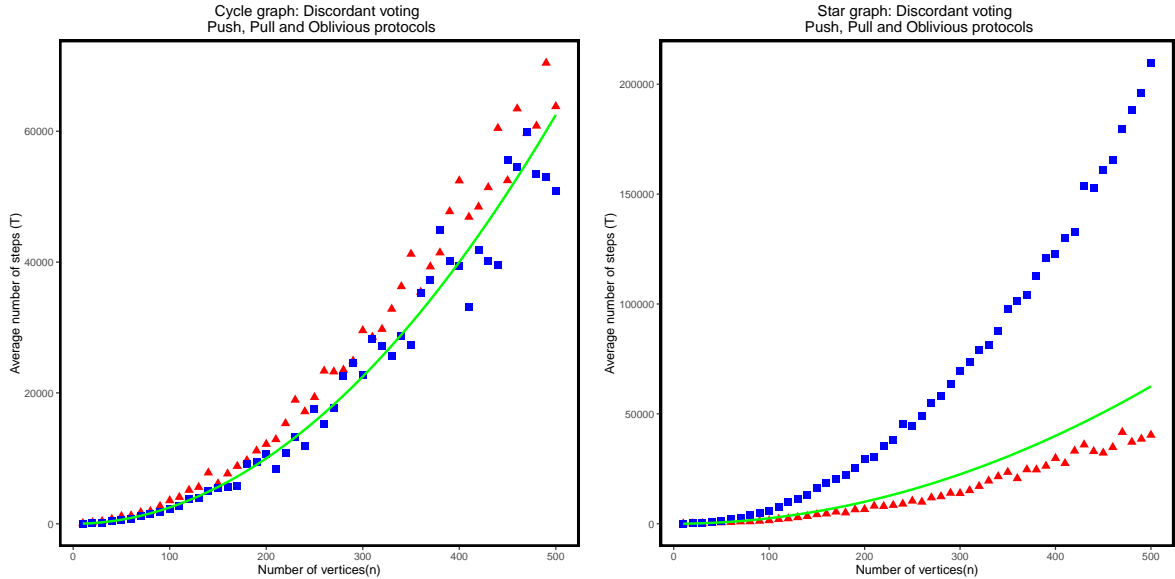


Fig. 9: Simulation results. Push (blue), Pull (red), Oblivious (green)



## References

- [1] D. Aldous and J. Fill. *Reversible Markov Chains and Random Walks on Graphs*, <http://stat-www.berkeley.edu/pub/users/aldous/RWG/book.html>.
- [2] J. Aspnes and E. Ruppert. An Introduction to Population Protocols. <http://www.cs.yale.edu/homes/aspnes/papers/minema-survey.pdf>
- [3] R. Basu, A. Sly. Evolving Voter Model on Dense Random Graphs. <http://arxiv.org/pdf/1501.03134.pdf>, 2015.
- [4] S. Brahma, S. Macharla, S. P. Pal, S. R. Singh. Fair Leader Election by Randomized Voting. In *ICDCIT 2004*, pages 22-31, 2004.
- [5] C. Cooper, A. M. Frieze, and T. Radzik. Multiple Random Walks in Random Regular Graphs. *SIAM J. Discrete Math.* 23(4):1738-1761, 2009.
- [6] C. Cooper, R. Elsässer, H. Ono, T. Radzik. *Coalescing Random Walks and Voting on Connected Graphs*. SIAM J. on Discrete Math. 27(4):1748-1758, (2013).
- [7] C. Cooper, M. Dyer, A. M. Frieze. *Discordant voting on random graphs*. (2016)
- [8] C. Cooper and N. Rivera. *Biassed voting on the complete graph*. (2016)
- [9] J. T. Cox. Coalescing random walks and voter model consensus times on the torus in  $\mathbb{Z}^d$ . *The Annals of Probability* 17(4):1333-1366, October 1989.
- [10] X. Deng and C. Papadimitriou. *On the Complexity of Cooperative Solution Concepts*. Mathematics of Operations Research 19(2):257-266, (1994).
- [11] F. Dunstan and D. Welsh, A greedy algorithm for solving a certain class of linear programmes, *Mathematical Programming* 5 , 338–353, 1973.
- [12] R. Durrett, J. Gleeson, A. Lloyd, P. Mucha, F. Shie, D. Sivakoff, J. Socolar, and C. Varghese. Graph fission in an evolving voter model, *Proceedings of the National Academy of Sciences*, 109, 3682–3687, 2012.
- [13] W. Feller, *An introduction to probability theory and its applications*, Vol. 1 (3rd ed.), Wiley, 1968.
- [14] D. Gifford. Weighted Voting for Replicated Data. In *SOSP 1979: Proceedings of the 7th ACM Symposium on Operating Systems Principles*, pages 150-162, 1979.
- [15] T. Gross, H. Sayama, (Eds.). *Adaptive Networks Theory, Models and Applications*. Springer 2009.
- [16] Y. Hassin and D. Peleg. *Distributed probabilistic polling and applications to proportionate agreement*. Information & Computation, 171(2):248-268, (2001).

- [17] P. Holme and M. Newman. Nonequilibrium phase transition in the coevolution of networks and opinions. *Phys. Rev. E* 74, 056108, 2006
- [18] B. Johnson, *Design and Analysis of Fault Tolerant Digital Systems*, Addison-Wesley, (1989).
- [19] D. Levin, Y. Peres, E. Wilmer. *Markov Chains and Mixing Times*, AMS, 2009.
- [20] T. Liggett. *Stochastic interacting systems: Contact, voter and exclusion processes*, Springer-Verlag, 1999.
- [21] E. Mossel and S. Roch. Slow emergence of cooperation for win-stay lose-shift on trees. *Machine Learning* 67, 722, 2007.
- [22] T. Nakata, H. Imahayashi, M. Yamashita. Probabilistic local majority voting for the agreement problem on finite graphs. In *COCOON 1999*, pp. 330-338, 1999.
- [23] H. Sayama, I. Pestov, J. Schmidt, B. Bush, C. Wong, J. Yamanoi, T. Gross. Modeling Complex Systems with Adaptive Networks. <http://arxiv.org/abs/1301.2561>, 2013.
- [24] B. Sury. Sum of the reciprocals of the binomial coefficients. *European Journal of Combinatorics*, 14 351-353, 1993.
- [25] D. Williams, *Probability with martingales*, Cambridge University Press, 1991.