

Violation of Einstein's Equivalence Principle on Gravitational Wave Event GW150914 Associated with GBM Transient GW150914-GBM

Molin Liu^{1,*}, Zonghua Zhao¹, Xiaohe You¹, Jianbo Lu², and Lixin Xu³

¹*Institute for Gravitation and Astrophysics, College of Physics and Electronic Engineering, Xinyang Normal University, Xinyang, 464000, P. R. China*

²*Department of Physics, Liaoning Normal University, Dalian, 116029, P. R. China*

³*Institute of Theoretical Physics, School of Physics and Optoelectronic Technology, Dalian University of Technology, Dalian, 116024, P. R. China*

In this paper, we test Einstein's equivalence principle (EEP) about gravitational wave transient GW150914 associated with weak electromagnetic signal GW150914-GBM observed by Gamma-ray Burst Monitor (GBM). We study the differences of parametrized post Newtonian (PPN) parameter γ between different particles in LIGO and GBM including the initial outburst gravitons and photons, the gravitons with frequency from 35 to 250 Hz and the photons in hard X-ray emission between 1 KeV and 10 MeV. The calculations are performed on the possible localizations of GW150914 which contains a best fit localization with 68% statistical uncertainty region over 9000 square degrees and the 11 sky locations with 5° apart on LIGO localization arc being visible to GBM. The results show that the violation of EEP, at least on the order of magnitude, is quite insensitive to the location of source. The initial outburst gravitons give us a very tight constrain on the violation of EEP and the accuracy is up to at least 10^{-10} with millisecond order time delay. The EEP violation between gravitons and photons is also up to the order of 10^{-8} which is about 3 orders of magnitude tighter than recent PeV neutrino and gamma ray photons from blazar flares, and also is 5 orders of magnitude tighter than previous result of MeV neutrinos from SN1987A.

PACS numbers: 04.30.-w, 04.80.Cc, 95.30.Sf, 98.70.Dk

I. INTRODUCTION

Recently one gravitational wave (GW) event is observed by LIGO and Virgo collaborations on September 14, 2015 at 09:50:45 UTC [1–3]. These transients are called G184098 initially in GCN Circulars, and later are given the name GW150914. The luminosity distance of source is $410^{+160}_{-180} \text{ Mpc}$ corresponding to a redshift $z = 0.09^{+0.03}_{-0.04}$ assuming the standard cosmology. The reconstructed waveform of GW150914 is consistent with the signal from a binary black hole (BH) merger in which the initial BH masses are $36^{+5}_{-4} M_\odot$ and $29^{+4}_{-4} M_\odot$ and the final BH mass is $62^{+4}_{-4} M_\odot$ with $3.0^{+0.5}_{-0.5} M_\odot c^2$ radiation of gravitational waves. The signal of GW150914 sweeps upwards in frequency from 35 to 250 Hz in duration 200ms with about 10 cycles. Later LIGO releases four sky maps including the prompt cWB and LIB localizations, the rapid BAYESTAR localization and the final localization from LALInference in Ref.[4] where the progress status of possible electromagnetic (EM) counterpart emission also reported as well as the GW-EM follow-up program. Though the rapid determination of likely sky localization of GW150914 is presented, the precise localization for GW150914 is ill-constrained. Once the relativistic jet forms in the source, one may observe a prompt short gamma ray burst (SGRB) lasting on the order of one second or less, followed by X-ray, optical

and radio afterglows of hours-days duration [5, 6]. In the case of a stellar mass binary black hole (BBH), the current consensus is that no significant EM counterpart emission is expected, except for those in highly improbable environments pervaded by large ambient magnetic fields or baryon densities. Later V. Connaughton et.al. reported that a weak transient source above 50 KeV, 0.4 s after GW150914, was detected by GBM on the Fermi Gamma-ray Space Telescope [7]. It is possible one GW-triggered EM observation about GW150914 with a false alarm probability of 0.0022. They searched 30 seconds of GBM data before and after the LIGO coalescence time for a plausible counterpart with duration between 0.256s and 2s. An all sky search of the GBM data revealed one candidate transient called GW150914-GBM. It reveals the presence of a weak transient source above 50 KeV, is identified a hard transient about 0.4 s after the reported LIGO burst trigger time and lasted for about 1.024 second. Its luminosity is $1.8^{+1.5}_{-1.0} \times 10^{49} \text{ ergs}^{-1}$ in hard X-ray emission between 1 KeV and 10 MeV.

EEP plays an important role in general relativity (GR), which is well supported by many ground-based and space-based experiments such as the Eötvös experiment, test of local Lorentz invariance, clock experiment and so on. Tests of GR at the post-Newtonian level have reached high precision. The status of the test of GR as well as EEP are well reviewed both in the aspects of experiments and theoretics by Will in Ref.[8]. Under the frameworks of PPN, the violation of EEP is conveniently given out because that the space curvature produced by mass can be described through PPN parameters such as γ . The present of space curvature leads to an increase

* Corresponding author
E-mail address: mliu@xynu.edu.cn

in travel time of particles like photon between any two given points as compared to the value in flat space. Measuring this increase time delay using the propagation of radar signals in solar system is first proposed by Shapiro [9] well known as radar ranging. The first high accuracy result observed by Viking spacecraft about the time delay shows that $\gamma = 1.000 \pm 0.002$ with estimated accuracy of 0.1% [10]. Hereafter, various astronomical transient as cosmological and astrophysical probes to test EEP, such as Supernova [11, 12], Gamma Ray Bursts (GRBs)[13], Fast Radio Bursts (FRBs) [14, 15], blazar flares[16, 17] and so on. The time delay caused by the space curvature of gravitational field. The arrived time delays are given [9, 11, 12] by

$$\Delta t_{gra} = \frac{\gamma_1 - \gamma_2}{c^3} \int_{r_o}^{r_e} U(r) dr, \quad (1)$$

where $c = 3 \times 10^8 m/s$ is the speed of massless photons or gravitons. r_e denotes the position of emission source and r_o is the position of observer. Half of the delay is caused by the warping of space by the gravitational field, the other half can be thought of as a result of gravitational redshift [11, 14]. $U(r)$ is the gravitational potential which has three parts. One is the potential of Milky Way galaxy U_{mw} , one is the host galaxy U_{host} and the intergalactic potential U_{IG} between our galaxy and the host galaxy. The EEP violation could be expressed by the different of PPN parameter γ of test particles. According to the formulas presented by Refs.[14, 16], the different of γ can be written as

$$\gamma_1 - \gamma_2 < \Delta t_{obs} \frac{c^3}{GM_{mw} \log(d/b)}, \quad (2)$$

where $G = 6.67 \times 10^{-11} m^3 kg^{-1} s^{-2}$ is the gravitational constant, M_{mw} is the mass of Milky Way galaxy and it is estimated as $6 \times 10^{11} M_\odot$ [18, 19]. d is the distance from the transient to Earth. b is the impact parameter of the light rays relative to the center of the galaxy. The impact parameter b is given by

$$b^2 = r_G^2 \left[1 - (\sin \delta_S \sin \delta_G + \cos \delta_S \cos \delta_G \cos(\beta_S - \beta_G))^2 \right], \quad (3)$$

where the cosmic source is in the direction of R.A. = β_S , Dec. = δ_S . The distance from Sun to galaxy center is $r_G = 8.3 kpc$. The galaxy center is in the coordinates of ($\beta_G = 17^h 45^m 40.04^s$, $\delta_G = -29^\circ 00' 28.1''$) the equatorial coordinate system J2000.0 [20]. In order to facilitate our calculations we divide the signals of GW150914 and GW150914-GBM into four types. The first is initial signal arrived at L1 and H1 with time Δt_{GW1} . The second is initial signal arrived at LIGO and GBM with time Δt_{GBM1} . The third is the swept upward signal with frequency from 35 to 250 Hz with duration time Δt_{GW2} in LIGO. The fourth is weak transient above 50 KeV with lasting time Δt_{GBM2} in GBM.

II. VIOLATION OF EEP BETWEEN INITIAL GRAVITON-GRAVITON AND INITIAL GRAVITON-PHOTON

In this section, we analyse the difference of PPN parameter γ between initial particles outburst in the GW event associated with EM counterpart. According to the report of LIGO [1], the GW event GW150914 arrived first at LIGO Livingston (L1) and $6.9^{+0.5}_{-0.4} ms$ later at Hanford (H1). The initial gravitons with arrived time delay $\Delta t_{GW1} = 6.9^{+0.5}_{-0.4} ms$ between L1 and H1 are most likely to be simultaneously radiation particles when the stellar mass compact binary coalescences (CBCs) is triggered. Initial gravitons propagate in the same gravitational space including the host galaxy, intergalactic and our Milky Way galaxy. If the EEP is right, initial gravitons will arrive the Earth in the same time. The difference of initial burst time would be reached the minimum value. Hence, in GW event GW150914, the initial gravitons arrived between L1 and H1 can provide a more accurate test to the violation of EEP. However, in the early work about Supernova [11, 12], GRBs [13], FRBs [14, 15], the difference of initial burst time take more uncertainty about the results. Meanwhile, Fermi GBM Observations reported that the localization of GW150914-GBM has a best fit position (BFP) to the hard model spectrum and the source position in celestial equatorial coordinate is (RA = 57 deg, Dec = -22 deg) with a 68% statistical uncertainty region over 9000 square degrees ($\sigma = 54^\circ$) [7]. If GW150914 is associated with GW150914-GBM, we can get a more accurate up limit of the different of PPN parameter γ about the gravitons emitted out simultaneously in the GW event GW150914 based on the localization of Fermi GBM Observations,

$$|\gamma_{H1}(gra) - \gamma_{L1}(gra)| < 2.13^{+0.12}_{-0.06} \times 10^{-10}. \quad (4)$$

Besides providing BFP, Fermi GBM Observations also divide the LIGO arc into 11 positions with 5° apart, 10 on the southern portion, one in the north, excluding the parts of the arc that were occulted to Fermi. The celestial equatorial coordinates of the 11 positions are listed in Ref.[7] which also shows the probability of the LIGO source location lying near each position based on the LIGO location map. It is comparable to the accuracy with that GBM could localize a weak triggered transient source using the standard localization techniques. According to these 11 possible sky localizations in LIGO localization map for GW150914, we calculate the different of PPN parameter γ with uncertainties of distance or time. The results of $\Delta\gamma$ about these 11 positions are illustrated in Fig.1. The upper limit of $\Delta\gamma$ reaches the order of 10^{-10} which is two orders of magnitude tighter than the result 10^{-8} of recent FRB 110220 [14] and FRB 150418 [15]. The average value of $\Delta\gamma$ for 11 possible sky localizations is 2.16×10^{-10} . On the side of distance uncertainty $410^{+160}_{-180} Mpc$, the maximum positive deviation 1.23×10^{-11} with 5.8% accuracy, and the maximum negative deviation 6.4×10^{-12} with 3% accuracy. On the

side of time delay uncertainty $6.9^{+0.5}_{-0.4}ms$, the maximum positive deviation 1.57×10^{-11} with 7.3% accuracy, and the maximum negative deviation 1.25×10^{-11} with 5.8% accuracy. Hence according to the uncertain provided by LIGO [1] we can find the deviation on PPN parameter $\Delta\gamma$ from the distance is more lower than that from the time delay. The result of EEP violation is more easily influenced by the uncertain of time delay. Interestingly, from Fig.1 one can easy read that the order of magnitude of the up limit of $\Delta\gamma$ about these 11 positions are all kept in the same order of 10^{-10} . In order to further confirm this point, we calculate the whole LIGO arc with continuous angle change. According to the GW sky maps with the 90% credible level provided by cWB, LIB, BSTR and LALInf of LIGO, we obtain the contour profile of up limit of $\Delta\gamma$ variation with R.A. and Dec., i.e. $RA = [0, 180^\circ]$ and $Dec = [-75^\circ, 0]$. The results are illustrated in Fig.2 where the maximal value is 2.166×10^{-10} and the minimum value is 1.706×10^{-10} .

Meanwhile at the time of GW event GW150914 there is a weak transient GW150914-GBM above 50 KeV and maybe is the EM counterparts to GW150914 with a false alarm probability of 0.0022 according to the report of Fermi GBM Observations [7]. The weak transient GW150914-GBM lasting 1 s was observed 0.4 s after GW150914 was detected and does not appear connected with other known before astrophysical, solar, terrestrial, or magnetospheric activities. Its localization is consistent with the direction of GW150914. The duration and spectrum of GW150914-GBM show it is a weak short Gamma Ray Burst. The combined LIGO and GBM observations can reduce the 90% confidence interval on sky location from 601 to 199 square degrees. The arrived time delay between LIGO and GBM, i.e. $\Delta t_{GBM1} = 0.4s$, can be treated as the arrived time delay between beginning outburst graviton and photon simultaneously when CBCs is triggered. According to the coordinate of BFP, we can get a up limit of the different of PPN parameter γ between the initial gravitons and photons emitted out simultaneously when GW event GW150914 is trigged,

$$|\gamma_{LIGO}(gra) - \gamma_{GBM}(pho)| < 1.24^{+0.07}_{-0.04} \times 10^{-8}. \quad (5)$$

The upper bound of $\Delta\gamma$ between the initial graviton in LIGO and the initial photon in GBM of 11 possible sky localizations drawn by dark yellow circle points are also illustrated in Fig.1. Like the case of Δt_{GW1} , they are all in the same order 10^{-8} of magnitude. Their average value is 1.25×10^{-8} with the maximum positive deviation 5.7% and the maximum minus deviation 3.0%.

III. VIOLATION OF EEP BY THE DURATION OF GW150914 AND GW150914-GBM

In this section, we analyse the difference of PPN parameter γ between different frequencies or energies in the completed GW and EM signals. From the frequency-dependent delay of GW150914 (see Fig. 1 of Ref.[1]),

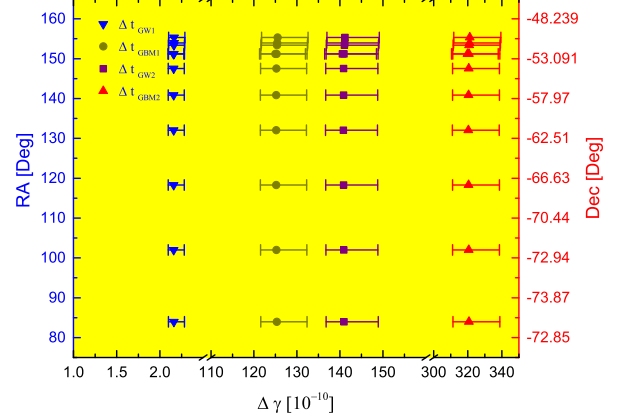


FIG. 1. The up limit of $\Delta\gamma$ of the 11 possible positions coming from the directions along the LIGO arc. The error bars come from the uncertain of luminosity distance and from left to right it corresponds to the case of 570 Mpc and 230 Mpc, respectively. The blue down triangle point denotes the time delay Δt_{GW1} between H1 and L1. The dark yellow circle point denotes the time delay Δt_{GBM1} between LIGO and GBM. The purple square point denotes the time delay Δt_{GW2} of GW signals with the frequencies from 35 Hz to 250 Hz. The red up triangle point denotes the time delay Δt_{GBM2} of hard X-ray emission from 1 KeV to 10 MeV.

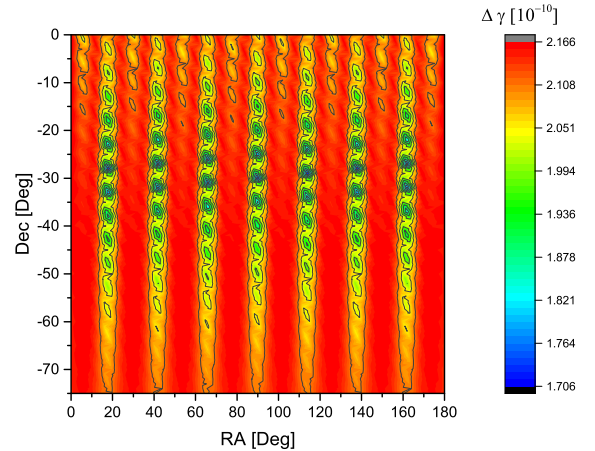


FIG. 2. The contour drawing of the up limit $\Delta\gamma$ for the time delay Δt_{GW1} between H1 and L1 in LIGO sky map with continuous R.A. and Dec. The results show the up limit $\Delta\gamma$ varies from the minimum 1.706×10^{-10} to the maximum 2.166×10^{-10} .

one can identify the arrival time delay $\Delta t_{GW2} \sim 0.45s$ for graviton ranging in frequency from about 35 to 250 Hz. Δt_{GW2} is the signal duration time of GW150914 detected by LIGO, which sweeps upwards in frequency from 35 to 250 Hz. If we assume the gravitons with the frequencies from 35 Hz to 250 Hz are emitted out simul-

taneously in GW event GW150914, the we can get a up limit of the different of PPN parameter γ by BFP,

$$|\gamma(35Hz) - \gamma(250Hz)| < 1.39^{+0.11}_{-0.04} \times 10^{-8}, \quad (6)$$

where the time delay Δt_{GW2} is the dispersion in arrival times for the gravitons ranging in frequencies from 35 to 250 Hz are observed to be less than 0.45s. The results for 11 possible sky localizations are also listed in Fig.1. The average value of $\Delta\gamma$ is 1.41×10^{-8} with 5.7% maximum positive deviation and 3.0% maximum minus deviation.

Meanwhile, we also notice that there are two works [21, 22] involved the tests of EEP about GW event GW150914. However, they are all calculate the inspiral part of the signal with frequency range from 35 to 250 Hz and the lasted time is 0.2 seconds before binary BHs merger. Their works all show the same order 10^{-9} of the limit on EEP to $\Delta\gamma$ with a large uncertainty in the angular position. In Ref.[21], the impact parameter b is estimated on the order of the distance of the Sun from the Galactic center $b \leq r_G$ through the geometrical relationship $b^2 + X_D^2 = r_G^2$ about Milky Way, Sun and source [11]. In Ref.[22], the dominant effect of time delay is assumed to be caused by its dark matter distribution with a point potential assumption about the galactic gravitational potential. Although the calculations appeared in Refs.[21, 22] involved GW event GW150914, they are model dependent results because that these works depend on the time of inspiral before merger of BHs. The up limit of $\Delta\gamma$ with Δt_{GW2} is an order of magnitude greater than the results of inspiral part of signal[21, 22]. It is natural that the lasted time 0.2s of inspiral part of the signal is only about half of whole swept upward time 0.45s.

From the energy-dependent delay of GW150914-GBM (see Fig. 5 of Ref.[7]), one can identify the arrival time delay $\Delta t_{GBM2} \sim 1.024s$ for hard X-ray emission between 1 KeV and 10 MeV of $1.8^{+1.5}_{-1.0} \times 10^{49} \text{ erg s}^{-1}$. Δt_{GBM2} is the duration of GW150914-GBM detected by GBM on the Fermi Gamma-ray Space Telescope. We assume that after the GW150914 trigged the hard X-ray emitted with the energy range from 1 KeV to 10 MeV simultaneously. Then based on BFP, we can get a up limit of $\Delta\gamma$ about the photon with 1 KeV and the photon with 10 MeV shown by

$$|\gamma(1KeV) - \gamma(10Mev)| < 3.17^{+0.18}_{-0.09} \times 10^{-8}. \quad (7)$$

The results of 11 possible sky localizations are illustrated in Fig.1 with red up triangle point. The average value of $\Delta\gamma$ is 3.21×10^{-8} with 5.7% maximum positive deviation and 3.0% maximum minus deviation. Again, all these results about the photons in GW150914-GBM show the same order of magnitude 10^{-8} which is also the same order for the observations by recent FRB [14] and GRB [13]. At the last, we also compare the results from Δt_{GW1} , Δt_{GBM1} , Δt_{GW2} and Δt_{GBM2} with the other observations in Fig.3. The limit obtained with Δt_{GW1} is about one orders of magnitude tighter than the previous minimal up limits obtained with GHz photons from

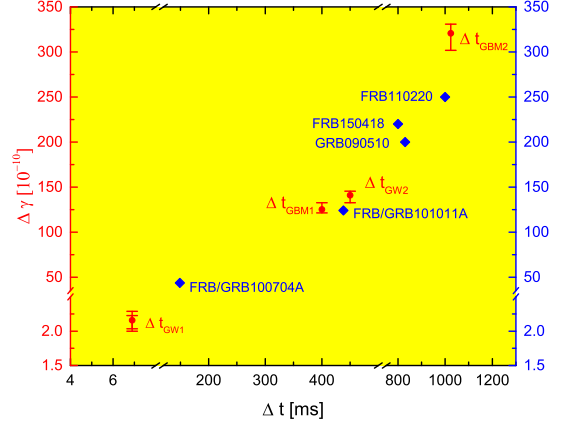


FIG. 3. The up limit of $\Delta\gamma$ from GW event GW150914 against previous results of FRB/GRB. The red circle point denotes that of GW150914 about four kinds time delays: Δt_{GW1} , Δt_{GBM1} , Δt_{GW2} and Δt_{GBM2} where the best fit of the localization of GW150914-GBM provided by Fermi GBM is used. The error bars comes from the uncertain of luminosity distance $410^{+160}_{-180} \text{ Mpc}$ provided by LIGO. Else, only the initial gravitons arrived at H1 and L1 need to consider the time uncertain of $6.9^{+0.5}_{-0.4} \text{ ms}$. The blue diamond point denotes previous results came from the observations of FRB and GRB [13–15].

FRB/GRB 100704A. This result is also two orders of magnitude lower than recent limits obtained with GHz photons from FRB110220[14]. On the other hand, the result from Δt_{GBM1} , i.e. the time delay between graviton and photon, is three orders of magnitude lower than recent limits obtained with PeV neutrino and gamma-ray photons from observations of the blazar PKS B1424-418 [16]. This result is up to five orders of magnitude lower than the previous limits, i.e. $\gamma_\gamma - \gamma_\nu \lesssim 3.4 \times 10^{-3}$, obtained with neutrino and photon from SN1987A [11, 12]. Hence, the observations of GW150914 and GW150914-GBM offer us a more accuracy constraint on the equivalence principle between the graviton and the graviton or the graviton and the photon.

IV. CONCLUSION

In this paper, we use the possible localizations from GW150914 sky map associated with GW150914-GBM to present the constraint on EEP violation. The results obtained via four various types time delays involved gravitons and photons are insensitive to the localization of source, at least on the order of magnitude. Through our calculation, we find the magnitude of $\Delta\gamma$ is 10^{-10} for initial burst of gravitons with time delay Δt_{GW1} . It has almost the lowest up limit of PPN parameter γ by astronomical transient as probes to test EEP. It is at least two orders of magnitude lower than the observations as-

sociated photons including the Fast Radio Burst or GRB, such as recent FRB 150418 [15] and FRB 110220[14]. For other three results, i.e. between initial graviton in LIGO and initial photon in GBM, between graviton with 35Hz and graviton with 250 Hz, between photon with 1 KeV and photon with 10 MeV, they have the same magnitude of $\Delta\gamma$ in the order of 10^{-8} . Comparing with previous constrains on EEP through the photos and other particles such as neutrinos, the EEP between gravitons and others particles give us a more tighter constrains. The results of Δt_{GBM1} show that the violation of EEP for gravitons and photons is constrained to an accuracy of 10^{-8} , which is three orders of magnitude tighter than recent constraint given by PeV neutrinos from blazar flares [16], and also is five orders of magnitude tighter than the results given by MeV neutrinos from supernova 1987A [11]. Although the calculations [21, 22] involved the time delay about GW150914, these works do not consider the

possible locations provided by GBM and the nontrivial initial outburst gravitons with millisecond order time delay. Here we use the possible localization of GW150914 associated with GW150914-GBM and give a more accurate constraint on EEP violation via the united GW and its EM counterparts. The observed time delay of GW150914 between the Livingston and Hanford observatories was $6.9^{+0.5}_{-0.4}$ ms. If we treat this time delay is caused by space curvature, we can through it give a more precision limit on the violation of EEP.

ACKNOWLEDGMENTS

This work is supported by Nanhu Scholars Program for Young Scholars of XYNU, NSFC (No.11475143) and HASTIT (No.14HASTIT043). Xu's work is supported in part by NSFC(No.11275035). Lu's work is supported in part by NSFC(No.11205078).

-
- [1] The LIGO Scientific Collaboration and the Virgo Collaboration, Phys. Rev. Lett. 116 (2016) 061102, arXiv:1602.03837 [gr-qc].
 - [2] The LIGO Scientific Collaboration and the Virgo Collaboration, Phys. Rev. Lett. 116 (2016) 131102, arXiv:1602.03847 [gr-qc].
 - [3] The LIGO Scientific Collaboration and the Virgo Collaboration, Phys. Rev. Lett. 116 (2016) 131103, arXiv:1602.03838 [gr-qc].
 - [4] The LIGO Scientific Collaboration and the Virgo Collaboration, arXiv:1602.08492 [astro-ph.HE]
 - [5] D. Eichler, M. Livio, T. Piran, and D.N. Schramm, Nature 340 (1989) 126.
 - [6] R. Narayan, B. Paczynski and T. Piran, ApJL 395 (1992) L83.
 - [7] V. Connaughton, E. Burns, A. Goldstein and et. al., arXiv:1602.03920 [astro-ph.HE].
 - [8] C.M. Will, Living Rev. Relativity 9 (2006) 3 ; 17 (2014) 4.
 - [9] I.I. Shapiro, Phys. Rev. Lett. 13 (1964) 789-791.
 - [10] R.D. Reasenberg, I.I. Shapiro, P.E. MacNeil. et. al. ApJ 234 (1974)L219.
 - [11] M.J. Longo, Phys. Rev. Lett. 60 (1988) 173.
 - [12] L.M. Krauss and S. Tremaine, Phys. Rev. Lett. 60 (1988) 176.
 - [13] H. Gao, X.F. Wu, P. Mészáros, ApJ 810, 2015, 121, arXiv:1509.00150 [astro-ph.HE].
 - [14] J.J. Wei, H. Gao, X.F. Wu and P. Mészáros, Phys. Rev. Lett. 115 (2015) 261101, arXiv:1512.07670 [astro-ph.HE].
 - [15] S.J. Tingay and D.L. Kaplan, ApJL 820 (2016) L31, arXiv:1602.07643 [astro-ph.CO].
 - [16] J.J. Wei, J.S. Wang, H. Gao and X.F. Wu, ApJL 818 (2016) L2, arXiv:1601.04145 [astro-ph.HE].
 - [17] Z.Y. Wang, R.Y. Liu and X.Y. Wang, Phys. Rev. Lett. 116 (2016) 151101, arXiv:1602.06805 [astro-ph.HE].
 - [18] P.J. McMillan, MNRAS 414 (2011) 2446.
 - [19] P.R. Kafle, S. Sharma, G.F. Lewis and J. Bland-Hawthorn, ApJ 761 (2012) 98.
 - [20] S. Gillessen, F.Eisenhauer, S.Trippe et al., ApJ 692 (2009) 1075.
 - [21] X.F. Wu, H. Gao, J.J. Wei and et. al., arXiv:1602.01566 [astro-ph.HE].
 - [22] E.O. Kahya and S. Desai, Phys. Lett. B 756 (2016) 265, arXiv:1602.04779 [gr-qc].