

Forman-Ricci flow for change detection in large dynamic data sets

Melanie Weber¹, Jürgen Jost^{1,2} and Emil Saucan^{1,3}

¹Max-Planck-Institute for Mathematics in the Sciences; Inselstrasse 22, 04103 Leipzig, Germany

²Santa Fe Institute; 1399 Hyde Park Road Santa Fe, New Mexico 87501 USA

³Technion - Israel Institute of Technology; Haifa 32000, Israel

(Contact: melweber@t-online.de, jost@mis.mpg.de, semil@ee.technion.ac.il)

June 29, 2016

Abstract

We present a viable geometric solution for the detection of dynamic effects in complex networks. Building on Forman’s discretization of the classical notion of Ricci curvature, we introduce a novel geometric method to characterize different types of real-world networks with an emphasis on peer-to-peer networks. We study the classical Ricci-flow in a network-theoretic setting and introduce an analytic tool for characterizing dynamic effects. The formalism suggests a novel computational method for change detection and the identification of fast evolving network regions and yields insights into topological properties and the structure of the underlying data.

1 Introduction

Complex networks are by now ubiquitous, both in every day life and as mathematical models for a wide range of phenomena [1, 3, 4, 41] with applications in such diverse fields as Biology [5, 33], transportation and urban planning, [3, 6, 40], social networks like Facebook and Twitter [13], and – in its relevance dating back to early work on networks – in communication and computer systems [4]. The latter belong to the class of peer-to-peer networks whose structure is characterized information transfer between the “peers”. With novel geometric methods we attempt to analyze the structural properties and dynamics of real-world networks, focusing on peer-to-peer networks as an exemplary use case.

While the main corpus of theoretical research in the analysis of networks and related structures has been focused on the properties of the various (discrete) Laplacians (see [2] for an overview on the state of the art), a more recent – and, as we shall note below – related direction concerns the geometrical characterization of real-world and model type networks, see [21, 28, 34, 43].

Given that in geometry, curvature (intuitively, a measure quantifying the deviation of a geometrical object from being flat) plays a central role, the drive for finding various discrete, expressive notions of curvature capable of describing the structure of networks is most natural [4, 12, 41]. More recent “geometric” approaches consider discrete definitions of curvature as in [26, 37, 39, 43].

While somewhat esoteric for the “layman”, Ricci curvature plays a central role in Riemannian Geometry and has recently proven to be a remarkably powerful tool, mainly given its role in the celebrated proof by G. Perelman of Poincaré’s Geometrization Conjecture [31, 32], following a path laid down earlier by R. Hamilton [18]. Moreover, Ricci curvature proved itself to be unexpectedly flexible and adaptable to various discrete and more general settings, mainly in the version introduced by Y. Ollivier [28–30]. Various theoretical and practical applications have been explored in the literature, see respectively [7, 21, 27, 34, 35].

Despite its practicability in theoretical settings, the Ollivier-Ricci curvature is limited in its applicability on large, real-world networks. A major constraint is the high computational cost of its calculation. The Ollivier-Ricci curvature necessitates the calculation of the so called *earth mover’s distance*¹, which in turn requires solving a non-trivial linear programming problem, thus rendering the computation unfeasible for truly large scale networks. A further limitation comes as a direct consequence of the very definition of Ollivier’s concept: Given that the curvature’s definition is intrinsically based on Optimal Transportation Theory, it follows that it is excellently suited for the investigation of information transfer in communication networks, yet it is less expressive as a model for structurally different types of interaction networks as occurring in biology or social sciences.

¹a.k.a. the Wasserstein 1-metric

However, there is an alternative notion of discrete Ricci curvature that is computationally by far simpler and equally suited to describe the above discussed complex systems. The definition, introduced by Forman in [17], applies to a very generalized class of cellular structures that includes triangular and polygonal meshes, as well as graphs (and therefore networks). Therefore, the Forman-Ricci is a natural candidate for a discrete Ricci curvature that can be universally adapted to any type of network. After emerging as highly suited for rendering images [9–11] and complex network analysis [14], we will explore its applicability on characterizing dynamic effects in complex systems.

In the present article we continue and expand the program initiated partly by [14], namely examining the relation of Forman-Ricci curvature with other geometric network properties, such as the node degree distribution and the connectivity structure. Based on this analysis, we suggest characterization schemes that yield insights in the dynamic structure of the underlying data as described in the following section. The emphasis of the article lies on analyzing the class of peer-to-peer networks, of which we provide two examples: Email communications [22] and information exchange with the file-exchange system Gnutella [19, 24].

The main part of the paper introduces a novel change detection method for complex dynamic networks that exploits the Ricci flow on the edges with respect to the Forman curvature. Efficient implementations of the formalism enable structural analysis of big data as we demonstrate with the Gnutella example. For this, we walk the reader through the analysis of sets of peer-to-peer network with respect to change detection, providing an overview on the work flow of the method.

Future applications include the characterization of dynamic effects in various classes of real-world networks and the analysis of the underlying data, as well as curating of related data bases.

2 Methods

The change detection method introduced in this article is based on a network-analytic formulation of the Ricci-flow using a discrete Ricci-curvature on networks introduced by R. Forman [17]. In this section we define both the Forman-Ricci-curvature and the Ricci-flow on networks and demonstrate their ability to characterize complex dynamic systems and their underlying data on the example of a peer-to-peer network.

2.1 Forman-Ricci curvature on networks

In the classical context of smooth Riemannian manifolds (e.g. surfaces), Ricci curvature represents an important geometric invariant that measures the deviation of the manifold from being locally Euclidean by quantifying its volume growth rate. An essential property of this curvature is that it operates directionally along vectors. For our discrete setting it follows directly that Forman’s curvature is associated with the discrete analog of those vectors, namely the edges of the network.

While, as mentioned above, Forman’s approach defines Ricci curvature on the very general setting of n -dimensional cellular structures, we will concentrate on the simpler case of 1-dimensional weighted cellular spaces that can be represented as a weighted network graph. We will not consider higher dimensional cases here, since their technicalities would carry us well beyond the scope of the present paper and our intended applications. For a theoretical introduction see [17].

In the 1-dimensional case, Forman’s Ricci curvature for a network edge is defined by the following combinatorial formula

$$\text{Ric}_{\mathbf{F}}(e) = \omega(e) \left(\frac{\omega(v_1)}{\omega(e)} + \frac{\omega(v_2)}{\omega(e)} - \sum_{\omega(e_{v_1}) \sim e, e_{v_2} \sim e} \left[\frac{\omega(v_1)}{\sqrt{\omega(e)\omega(e_{v_1})}} + \frac{\omega(v_2)}{\sqrt{\omega(e)\omega(e_{v_2})}} \right] \right) \quad (1)$$

where

- e denotes the edge under consideration that connects the nodes v_1 and v_2 ;
- $\omega(e)$ denotes the (positive) weight on the edge e ;
- $\omega(v_1), \omega(v_2)$ denote the (positive) weights associated with the nodes v_1 and v_2 , respectively;
- e_{v_1}, e_{v_2} denote the set of edges connected to nodes v_1 and v_2 , respectively.

Note that in equ. (1) only edges parallel to a given edge e are taken into account, i.e. only edges that share a node with e . We highlight that, by its very definition, Forman’s discrete curvature is associated

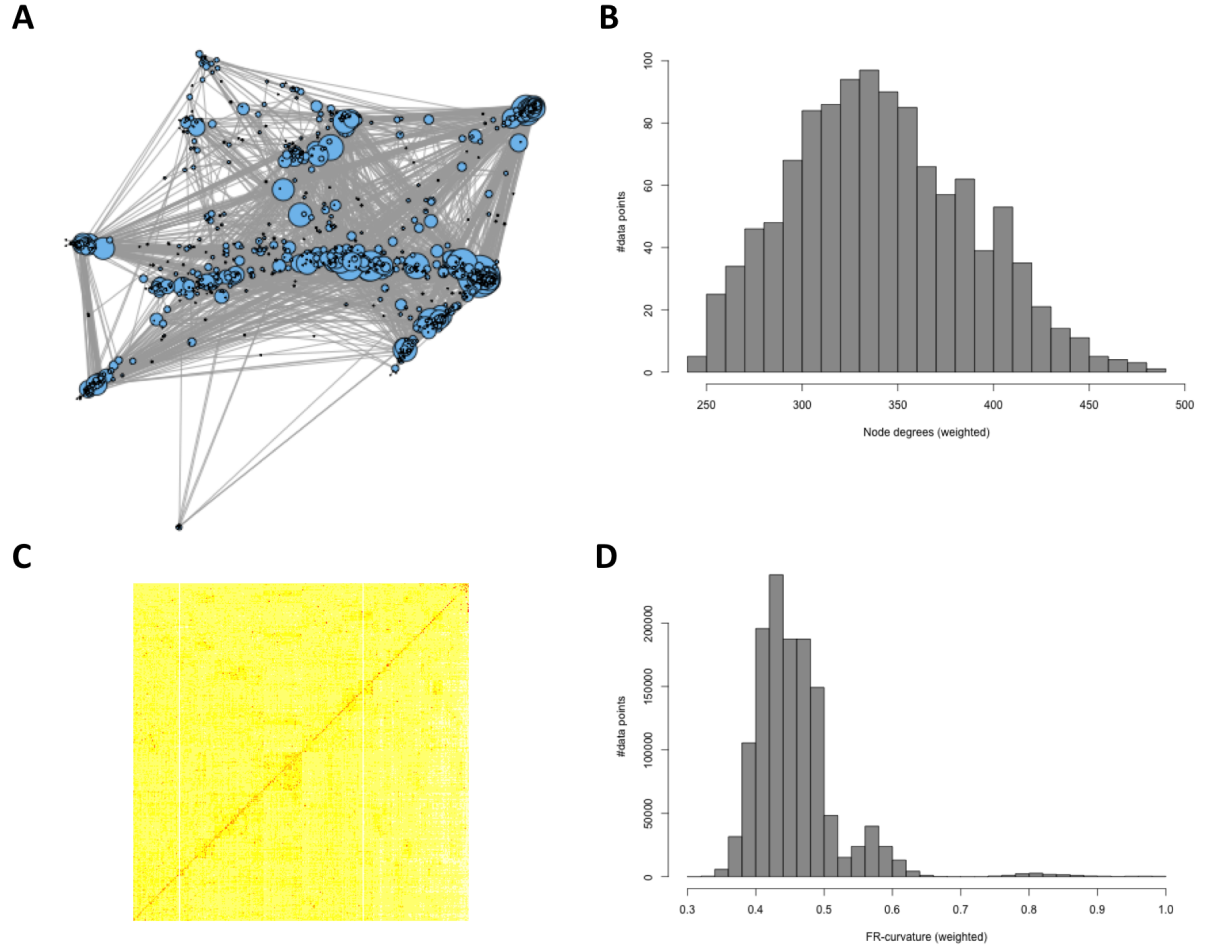


Figure 1: Characterization of a weighted and undirected peer-to-peer network (email correspondence [22,25]) with Forman-Ricci-curvature. **A:** Network plot. Node sizes are scaled with respect to their node degrees. **B:** (Weighted) node degree distribution. **C:** Curvature map, representing the Forman-Ricci-curvature along the network's edges. **D:** Histogram showing the distribution of the Forman-Ricci-curvature.

intrinsically to edges and therefore ideally suited for the study of networks. Particularly, it does not require any technical artifice in extending a node curvature measure to edges, as some other approaches do. In particular, there is no need to artificially generate and incorporate two- or higher dimensional faces: An approach that would impose severe constraints on computability.

Additionally, a “good” discretization of Ricci curvature, such as Forman’s proves to be [17], will capture the Ricci curvature’s essential characteristic of measuring the growth rate - a property that is of special interest in the context of dynamic networks. Therefore, the Forman-Ricci curvature represents a way of determining whether a networks has the potential of growing infinitely (negative curvature) or can only attain a maximal - and therefore computable - size (positive curvature).

Clearly, this aspect represents a further motivation of studying the Ricci curvature of networks, since it allows to distinguish numerically between expander type networks of essentially negative curvature, such as peer-to-peer and small world networks that are on average of strictly negative curvature (see also [27]).

2.2 Characterizing large data sets with Ricci curvature

We now want to explore the Forman curvature as a tool for characterizing real-world networks. Since this paper centers around peer-to-peer networks, we choose an example of email communication from [22]. In such network (denoted G), nodes describe correspondents and edges the exchange of messages.

To characterize the network’s structure with curvature, we have to impose normalized weighting schemes

$$\omega : V(G) \mapsto [0, 1] \quad (\text{nodes}) \quad (2)$$

$$\gamma : E(G) \mapsto [0, 1] \quad (\text{edges}) \quad (3)$$

on both nodes and edges. Naturally, we want to weight extensively used communication channels (edges) higher than rarely used ones. For this we calculate the minimum path length l between each pair of nodes (v_i, v_j) and impose

$$\gamma(v_i, v_j) = \begin{cases} \frac{1}{l}, & l \leq 6, v_i \sim v_j \\ 0, & \text{else.} \end{cases} \quad (4)$$

The motivation behind this choice of weights, lies in the “small world”-property (i.e. a maximum degree of separation of six [23]) that has been reportedly found in real-world. Accounting for this, we only check for indirect connections up to a path length of six and scale the weights according to the distribution.

Analogously, we impose a weighting scheme on the nodes. Naturally, the busiest communicators should have the highest weights. Therefore we choose a combinatorial weighting scheme based on node degree, i.e. the number and weight of connections for each node v :

$$\omega(v) = \frac{1}{\deg(v)} \sum_{e_i \sim v} \gamma(e_i). \quad (5)$$

The resulting structure of the network is shown in Fig. 1.A, the size of the nodes reflects their weights.

Using edge and node weights, we can now determine the Forman curvature distribution in the network. A curvature map (Fig. 1.C) provides a planar representation that highlights clusters and distinguished regions. The histogram (Fig. 1D) shows the distribution of the curvature values allowing for comparison with the node degree distribution (Fig. 1.B). With indicating a correlation between the two distributions, the results highlight the strong influence of node degree weights on the network’s topology. This is consistent with observations in email communications: Densely interconnected communities form around busy communication channels and active correspondents.

2.3 Ricci-flow with Forman curvature

As mentioned earlier, the Ricci flow as a powerful geometric tool was devised by Hamilton [18] and further developed by Perelman [31, 32] in the course of his celebrated proof of the Poincare conjecture. Since then, it has continued to be an active and productive field of study, both in terms of theoretical questions, but also for diverse practical applications, including work by Gu et al. (see, e.g. [15]). Those mainly build on a combinatorial version introduced by Chow and Luo [8]. However, other discretizations of the flow, with reported applications in network and imaging sciences, are explored in the literature [27, 36].

The classical Ricci flow is defined by

$$\frac{\partial g_{ij}}{\partial t} = -\text{Ric}_{\mathbf{F}}(g_{ij}) \cdot g_{ij} \quad (6)$$

where g_{ij} denotes the metric of the underlying manifold, represented by the earlier introduced weighting scheme of the network's edges.

The reader might note the resemblance with the classical Laplace (or more precisely Laplace-Beltrami) flow that has become, by now, standard in Imaging and Graphics (see, e.g. [23, 44] and the references therein) being defined as

$$\frac{\partial I}{\partial t} = \Delta I \quad (7)$$

where I denotes the image, viewed as a parametrized surface in \mathbb{R}^3 (and Δ denotes, as customary, the Laplacian)².

The resemblance is neither accidental nor superficial. Indeed, the Ricci curvature can be viewed as a Laplacian of the metric. We shall address the practical implications of this observation in the sequel and a follow-up article by the authors that addresses more theoretical questions of this matter.

In our discrete setting, lengths are replaced by the (positive) edge weights. Time is assumed to evolve in discrete steps and each "clock" has a length of 1. With these constraints the Ricci flow takes the form

$$\tilde{\gamma}(e) - \gamma(e) = -\text{Ric}_{\mathbf{F}}(\gamma(e)) \cdot \gamma(e), \quad (8)$$

where $\tilde{\gamma}(e)$ denotes the new (updated) value of $\gamma(e)$ with $\gamma(e)$ being the original - i.e. given - one.

In this context, we want to point out and discuss a few issues and observations regarding this last equation:

1. At each iteration step (i.e. in the process of updating $\tilde{\gamma}(e)$ to $\gamma(e)$), the Forman curvature has to be recomputed for each edge e , since it depends on its respective weight $\gamma(e)$. This clearly increases the computational effort on magnitudes, however, the computation task is less formidable than it might appear at first.
2. As already stressed, we consider a discrete time model. Since for smoothing (denoising) a short time flow is to be applied³ only a small number of iterations need be considered. The precise number of necessary iteration is to be determined experimentally. Even though a typical number can be found easily, best results may be obtained for slightly different numbers – depending on the network, and the type and level of the noise, of course.
3. Forman also devised a continuous flow [17]. In the context of the present article, a continuous setting is not required, but for other types of networks, where the evolution is continuous in time, it might be better to implement the other variant.

In addition to the Ricci flow above, one can consider the *scalar curvature flow* that in our case will have the form:

$$\frac{d}{dt}\gamma(e_i) = -\frac{1}{2}(\text{scal}_F(v) - \text{scal}_F(v_i))\gamma(e_i), \quad (9)$$

where $e_i = e_i(v, v_i)$ denote the edges through the node v , and $\text{scal}_F(v)$ the (Forman) scalar curvature at a node v , which we define by

$$\text{scal}_F(v) = \sum_{e_i \sim v} \text{Ric}_F(\gamma(e_i)). \quad (10)$$

2.4 Characterizing dynamic data with Ricci Flow

The introduced Ricci-flow can be utilized to characterize dynamic data. Given snapshots of a system at various (discrete) times $\{t_i\}$, we analyze the Ricci flow on the corresponding network representations. The flow yields insights into structural changes providing a tool to identify "interesting" network regions. Applications include efficient change detection in large dynamic data representing complex systems, as described in the following section.

Let $(t_i)_{i \in I}$ be a discrete time series with step size Δt . Consider a complex dynamic system of whose behavior we have snapshots at times (t_i) represented in weighted network graphs $(G_i)_{i \in I}$. We disregard

²The difference in sign is due to the two different conventions common when defining the Laplacian

³Because, by the theory for the smooth case, a long time flow will produce a limiting state of the network.

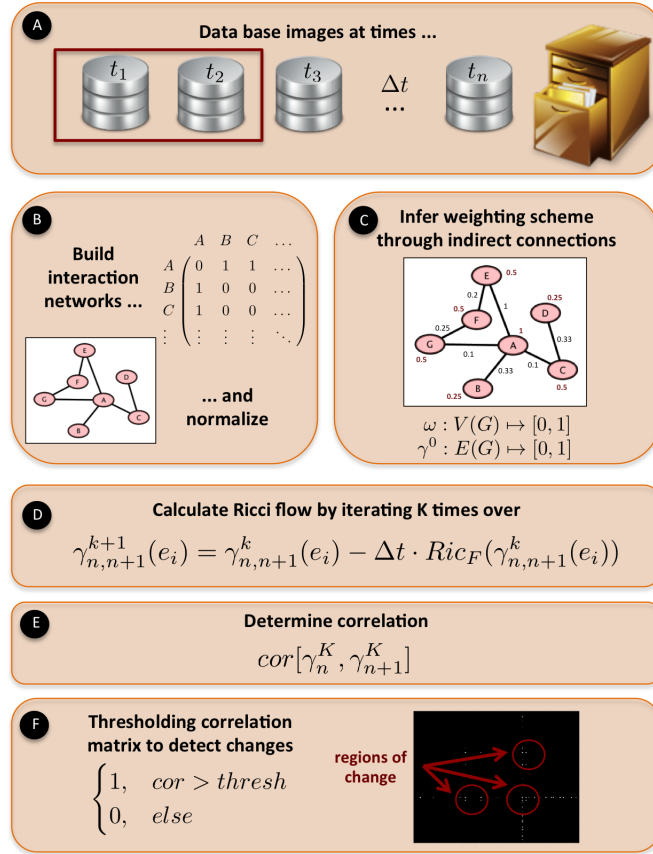


Figure 2: Schematic overview of the change detection workflow. **A:** We consider a set of "snapshots" of a system or data base at discrete times $(t_i)_{i \in I}$ with step size Δt . **B:** We infer unweighted (binary) networks from each snapshot that represent the structure of the underlying data. To simplify comparison, we normalize all networks. **C:** By superimposing weighting schemes based on "indirect connections", we extend the unweighted networks to weighted ones (see section 2). **D:** We calculate the Ricci flow for each time step Δt by iterating over a the given scheme. **E:** For detection of changes, we compare the final (smoothed) weighting schemes after K iterations. **F:** To identify regions that were subject to significant change, we threshold the correlation matrix obtained in (E). Light regions in the resulting map indicate such regions.

any self-loops, i.e. edges connecting a node with itself. Let t_n and t_{n+1} be consecutive time points with corresponding graphs G_n and G_{n+1} . The weighting schemes of the nodes

$$\omega_{n,n+1}^0 : V(G) \mapsto [0, 1] \quad (11)$$

and edges

$$\gamma_{n,n+1}^0 : E(G) \mapsto [0, 1] \quad (12)$$

characterize the topological structure of the system at times t_n and t_{n+1} . We can estimate the Ricci-flow for the time step Δt by iterating K times over

$$\gamma_{n,n+1}^{k+1}(e_i) = \gamma_{n,n+1}^k(e_i) - \Delta t \cdot Ric_F(\gamma_{n,n+1}^k(e_i)) \cdot \gamma_{n,n+1}^k(e_i) \quad (13)$$

resulting in modified weighting schemes γ_n^K and γ_{n+1}^K respectively. The correlation between these weighting schemes characterizes the flow. Regions that were subject to significant change during the time Δt can be identified by thresholding the resulting correlation matrix.

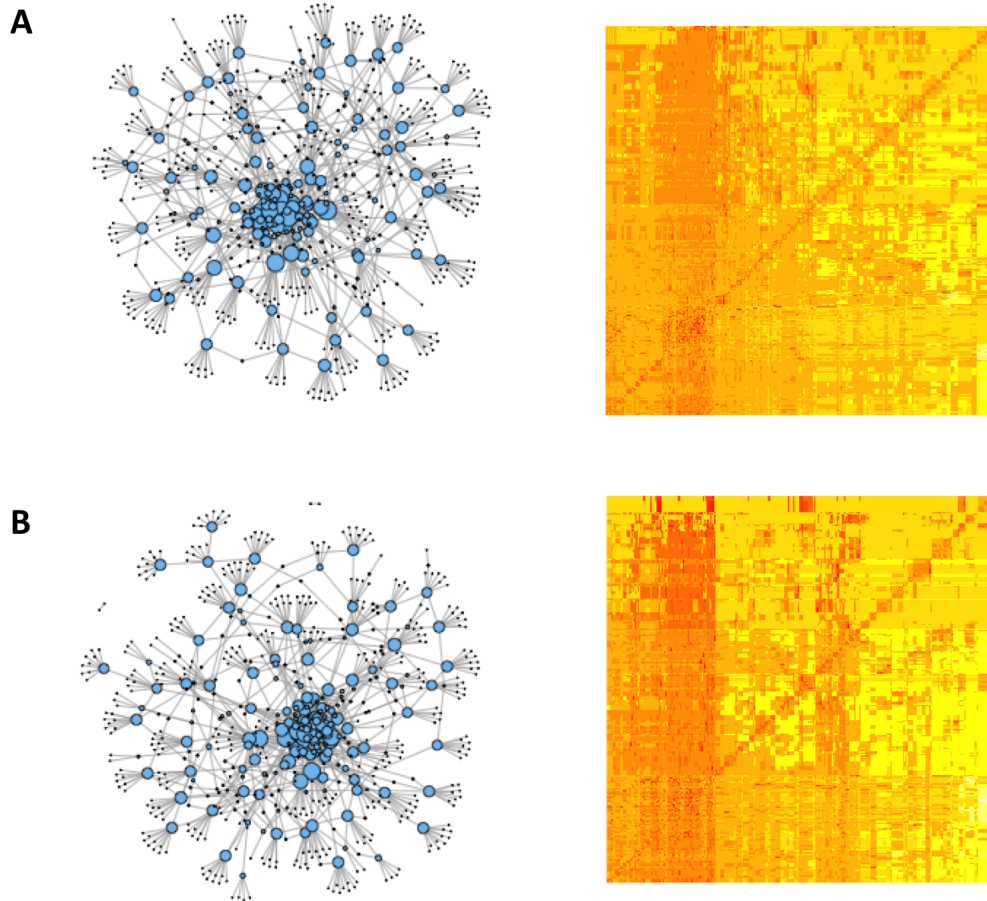


Figure 3: We analyze an Internet peer-to-peer network representing Gnutella file exchanges on two consecutive days (August 8 and August 9 2002, from [19, 24]). **A:** Network plot (left) and curvature map (right) displaying the distribution of Forman curvature for a Gnutella snapshot at August 8. **B:** Analogous plots for a Gnutella snapshot from the following day, August 9.




Figure 4: Detection of changes and regions of distinguished activity in Gnutella snapshots of two consecutive days [19, 24] with Ricci flow and a parameter choice of $K = 10$ and $\Delta t = 0.8$. The highlighted spots correspond to single edges and assortments of edges and nodes (clusters) with high activity (flow).

3 Application

3.1 Change detection with Ricci flow

A major challenge of modern data science lies in characterizing dynamic effects in large data sets, such as structural changes in discrete time series of "snapshots" of the state a system or frequently updated large data bases. Commonly, network graphs are inferred from data representing interactions and associations in the underlying data. In the case of peer-to-peer networks, the network describes the information flow (edges) between the peers (nodes).

We want to use the Forman-Ricci curvature to analyze dynamic changes in the structure of such interaction networks inferred from large data sets. Specifically, we want to characterize the information flow between the network's nodes using the previously introduced Ricci flow. Our method follows formalism described in section 2 and is schematically displayed in Fig. 2.

The analysis of the information flow can be used to detect changes or distinguished regions of activity in the data. Applications include the curation of large open-access data bases and the detection of rare events in experimental data, such as spiking neurons in measurements of neuronal activity.

3.2 Analysis of Gnutella peer-to-peer network

We consider a series of discrete time snapshots of a complex peer-to-peer system, represented as network graphs $(G_i)_{i \in I}$. To characterize the Ricci flow, we apply the earlier described formalism pairwise, i.e. we iterate over (13) for snapshots (G_n, G_{n+1}) at consecutive time points t_n and t_{n+1} . Here we use the file-exchange service *Gnutella* as an example, analyzing the peer-to-peer networks resulting from exchange activities on two consecutive days (August 8 and August 9 2002, [19, 24]). Fig. 3 shows the networks inferred from the data sets and the corresponding curvature maps with the distribution of Forman Ricci curvature. We applied our change detection method with a correlation threshold of $t = 0.9$ to detect regions of significant changes, i.e. groups of peers with significant activity. The results are shown in Fig. 4, represented as a heatmap. Light spots in the heatmap correspond to network regions with large flow and structural changes allowing for detection and localization of such dynamic effects. The method provides a clear representation of dynamic changes in networks, especially in terms of the community structure of the network. Given the intrinsic community structure of a network (clusters), which is also hinted in the Forman curvature maps, one can examine the influence of the flow on this specific structural property.

4 Discussion and Future Work

The dawning age of big data opens up great numbers of possibilities and perspectives to gain insights in the principles of nature, humanity and technology through collection and (statistical) analysis of data. However, the vast amount of available data challenges our analysis methods leading to an increased need of automated tools that can perform rapid and efficient data evaluations.

Networks are an efficient and commonly used data representation, emphasizing on interactions and associations. This representation is ideal for analyzing structures within the data under geometric aspects. We have used networks to characterize peer-to-peer systems and analyze dynamic effects in information transfer between its peers. Particularly, we introduced a method for detecting changes in these dynamics. Possible applications of this theoretical framework include denoising of experimental data and identification of "interesting" groups of data points and activities of network regions.

The geometric methods we used in the present article are build on R. Forman's work on Ricci curvature in networks and the corresponding Ricci flow based on this definition. Future work, especially a follow-up article by the authors, will expand the range of geometric tools used in the methods and develop a deeper understanding of theoretical aspects. In what follows, we want to name and discuss some extensions and theoretical considerations that we shall adress in future work.

One important fact, whose implications we shall discuss later on, is the so called Bochner-Weitzenboeck formula (see, e.g. [20]), which relates graph Laplacian and Ricci curvature through an algebraic-geometric approach. More precisely, it prescribes a correction term for the standard Laplacian (or Laplace-Beltrami) operator, in terms of the curvature of the underlying manifold. Given that the Laplacian plays a key role in the heat equation (see, e.g. [20]), it is easy to gain some basic physical intuition behind the phenomenon of curvature and flow: The heat evolution on a curved metal plate differs from that on a planar one in a manner that is evidently dependent on the shape (i.e., curvature) of the plate.

This conducts us to a number of prospective future directions:

1. A task that is almost self evident, is to further experiment with very large data sets (numbers of data points in the order of ten thousand and more);
2. Another natural target is the use of our method on different types of networks, with special emphasis on Biological Networks;
3. A statistical analysis regarding the Ricci flow, similar to the one presented here and in [14], should also be performed on various standard types of networks in order to confirm and calibrate the characterization and classifying capabilities of the Ricci curvature and flow.

Slightly more demanding are future experiments and comparisons with the related flows, namely

1. The Forman curvature versions of the scalar and Laplace-Beltrami flows. Especially the last one seems to be quite promising for network denoising, as applications of the analogous flow in image processing showed [38]. Moreover, the Forman-Ricci curvature comes naturally coupled with a fitting version of the so called *Bochner Laplacian* (and yet with another, intrinsically connected, *rough Laplacian*). This aspect is subject to currently ongoing work and will be covered in a forthcoming paper by the authors.
2. Here, as for the short time Ricci flow, statistical analysis should be undertaken to validate the classification potential of the long term Ricci flow. A more ambitious, yet still feasible, future direction would be to explore network stability by considering the *long time* Forman-Ricci flow (as opposed to the short time one employed for denoising). This approach would exploit, in analogy with the smooth case [31, 32], the propensity of the Ricci flow to preserve and quantify the overall, global Geometry (i.e. curvature) and essential topology of the network. This would allow us to study the evolution of a network "under its own pressure" and to detect and examine catastrophic events as virus attacks and denial of service attempts. Given the basic numerical simplicity of our method, this approach might prove to be an effective alternative to the Persistent Homology method (see, e.g. [33]) for the 1-dimensional case of networks. Moreover, the Ricci flow does not need to make appeal to higher dimensional structures (namely *simplicial complexes*) that are necessary for the Persistent Homology based applications, with clear computational – but also theoretically rigor – advantages. The potential benefits of the Ricci flow would be, in fact, even greater, given that it deals with weighted networks, not just with their unweighted, combinatorial counterparts used in Persistent Homology.

Acknowledgements

ES acknowledges the warm support of the Max-Planck-Institute for Mathematics in the Sciences, Leipzig, for the warm hospitality during the writing of this paper. He would also like to thank Areejit Samal for many interesting discussions. MW was supported by a scholarship of the Konrad Adenauer Foundation.

References

- [1] R. Albert and A.-L. Barabási. Statistical mechanics of complex networks. *Reviews of Modern Physics*, 74(1):47, 2002.
- [2] A. Banerjee and J. Jost. Spectral plot properties: Towards a qualitative classification of networks. In *In European Conference on Complex Systems*, 2007.
- [3] A.-L. Barabasi. *Network Science*. Cambridge University Press, 2016.
- [4] A.-L. Barabási and R. Albert. Emergence of scaling in random networks. *Science*, 286(5439):509–512, 1999.
- [5] A. L. Barabási and Z. N. Oltvai. Network biology: understanding the cell’s functional organization. *Nature Reviews Genetics*, 5(2):101–113, 2004.
- [6] M. Barthélemy. Spatial networks. *Physics Reports*, 499(1):1–101, 2011.
- [7] F. Bauer, J. Jost, and S. Liu. Ollivier-ricci curvature and the spectrum of the normalized graph laplace operator. *Mathematical research letters*, 19:1185–1205, 2012.
- [8] B. Chow and F. Luo. Combinatorial ricci flows on surfaces. *Journal of Differential Geometry*, 63(1):97–129, 2003.
- [9] E. Saucan E. Appleboim and Y. Y. Zeevi. Ricci curvature and flow for image denoising and super-resolution. In *Proceedings of EUSIPCO 2012*, volume ., pages 2743–2747, 2012.
- [10] G. Wolansky E. Saucan, E. Appleboim and Y. Y. Zeevi. Combinatorial ricci curvature and laplacians for image processing. In *Proceedings of CISP’09*, volume 2, pages 992–997, 2009.
- [11] E. Appelboim E. Sonn, E. Saucan and Y. Y. Zeevi. Ricci flow for image processing. In *IEEEI 2014*, volume ., page ., 2014.
- [12] J. Eckmann and E. Moses. Curvature of co-links uncovers hidden thematic layers in the world wide web. *Proceedings of the National Academy of Sciences*, 99(9):5825–5829, 2002.
- [13] N. B. Ellison, C. Steinfield, and C. Lampe. The benefits of facebook friends: Social capital and college students use of online social network sites. *Journal of Computer-Mediated Communication*, 12(4):1143–1168, 2007.
- [14] R. P. Sreejith et al. Forman curvature for complex networks. *arXiv:1603.00386*, 2016.
- [15] R. Sarkar et al. Greedy routing with guaranteed delivery using ricci flows. In *Proc. of the 8th International Symposium on Information Processing in Sensor Networks (IPSN’09)*, volume ., pages 121–132, 2009.
- [16] R. Forman. Bochner’s method for cell complexes and combinatorial ricci curvature. *Discrete and Computational Geometry*, 29(3):323–374, 2003.
- [17] R. Forman. Bochner’s method for cell complexes and combinatorial ricci curvature. *Discrete and Computational Geometry*, 29(3):323–374, 2003.
- [18] R. S. Hamilton. The ricci flow on surfaces. mathematics and general relativity. In *Contemp. Math, Amer. Math. Soc.*, volume 71, pages 237–262, 1986.
- [19] J. Kleinberg J. Leskovec and C. Faloutsos. Graph Evolution: Densification and Shrinking Diameters. In *ACM Transactions on Knowledge Discovery from Data (ACM TKDD)*, volume 1(1), 2007.
- [20] J. Jost. *Riemannian Geometry and Geometric Analysis*. Springer, 2011.
- [21] S. Jost, J. and Liu. Olliviers ricci curvature, local clustering and curvature-dimension inequalities on graphs. *Discrete & Computational Geometry*, 51(2):300–322, 2014.
- [22] J. Kunegis. Konect - the koblenz network collection. In *Proc. Int. Conf. on World Wide Web Companion*, pages 1343–1350, 2013.
- [23] l. de Sola Pool and M. Kochen. Contacts and influence. *Social Networks*, 1(1):5 – 51, 1978.

- [24] I. Foster M. Ripeanu and A. Iamnitchi. Mapping the Gnutella Network: Properties of Large-Scale Peer-to-Peer Systems and Implications for System Design. In *IEEE Internet Computing Journal*, 2002.
- [25] R. Michalski and S. P. Palus. Matching organizational structure and social network extracted from email communication. In *Lecture Notes in Business Information Processing*, volume 87, pages 197–206. Springer Berlin Heidelberg, 2011.
- [26] O. Narayan and I. Saniee. Large-scale curvature of networks. *Physical Review E*, 84(6):066108, 2011.
- [27] C. Ni, Y. Lin, J. Gao, X. D. Gu, and E. Saucan. Ricci curvature of the internet topology. In *IEEE Conference on Computer Communications (INFOCOM)*, pages 2758–2766. IEEE, 2015.
- [28] Y. Ollivier. Ricci curvature of markov chains on metric spaces. *Journal of Functional Analysis*, 256(3):810–864, 2009.
- [29] Y. Ollivier. A survey of ricci curvature for metric spaces and markov chains. *Probabilistic approach to geometry*, 57:343–381, 2010.
- [30] Y. Ollivier. A visual introduction to riemannian curvatures and some discrete generalizations. *Analysis and Geometry of Metric Measure Spaces: Lecture Notes of the 50th Séminaire de Mathématiques Supérieures (SMS), Montréal, 2011*, pages 197–219, 2013.
- [31] G. J. Perelman. The entropy formula for the ricci flow and its geometric applications. *arXiv:math/0211159*, 2002.
- [32] G. J. Perelman. Ricci flow with surgery on three-manifolds. *arXiv:math/0303109*, 2003.
- [33] G. Petri, P. Expert, F. F. Turkheimer, R. Carhart-Harris, D. Nutt, P. J. Hellyer, and F. Vaccarino. Homological scaffolds of brain functional networks. *Journal of The Royal Society Interface*, 11(101):20140873, 2014.
- [34] R. Sandhu, T. Georgiou, E. Reznik, L. Zhu, I. Kolesov, Y. Senbabaoglu, and A. Tannenbaum. Graph curvature for differentiating cancer networks. *Scientific Reports*, 5, 2015.
- [35] R. Sandhu, T. Georgiou, and A. Tannenbaum. Market fragility, systemic risk, and ricci curvature. *arXiv:1505.05182*, .
- [36] E. Saucan. A metric ricci flow for surfaces and its applications. *Geometry, Imaging and Computing*, 1(2):259–301, 2014.
- [37] E. Saucan and E. Appleboim. Curvature based clustering for dna microarray data analysis. In *Pattern Recognition and Image Analysis*, pages 405–412. Springer, 2005.
- [38] E. Saucan, E. Appleboim, G. Wolanski, and Y. Zeevi. Combinatorial ricci curvature for image processing. In *MICCAI 2008 Workshop Manifolds in Medical Imaging: Metrics, Learning and Beyond*, 2008.
- [39] Y. Shavitt and T. Tankel. On the curvature of the internet and its usage for overlay construction and distance estimation. In *INFOCOM 2004. Twenty-third Annual Joint Conference of the IEEE Computer and Communications Societies*, volume 1. IEEE, 2004.
- [40] L. Šubelj and M. Bajec. Robust network community detection using balanced propagation. *The European Physical Journal B*, 81(3):353–362, 2011.
- [41] D. J. Watts and S. H. Strogatz. Collective dynamics of small-world networks. *Nature*, 393(6684):440–442, 1998.
- [42] M. Weber, S. Ballouz, P. Pavlidis, and J. Gillis. Egad: Ultra-fast functional analysis of gene networks. *preprint*, 2016.
- [43] Z. Wu, G. Menichetti, C. Rahmede, and G. Bianconi. Emergent complex network geometry. *Scientific Reports*, 5, 2015.
- [44] G. Xu. Discrete laplacebeltrami operators and their convergence. *Computer Aided Geometric Design*, 21:767–784, 2004.