

# Classifications and canonical forms of tensor product expressions in the presence of permutation symmetries

Zhendong Li,<sup>1</sup> Sihong Shao,<sup>2</sup> and Wenjian Liu<sup>1†</sup>

<sup>1</sup> *Beijing National Laboratory for Molecular Sciences, Institute of Theoretical and Computational Chemistry, State Key Laboratory of Rare Earth Materials Chemistry and Applications, College of Chemistry and Molecular Engineering, and Center for Computational Science and Engineering, Peking University, Beijing 100871, People's Republic of China*

<sup>2</sup> *LMAM and School of Mathematical Sciences, Peking University, Beijing 100871, People's Republic of China.*

Complicated mathematical equations involving products of tensors with permutation symmetries, frequently encountered in fields such as general relativity and quantum chemistry (e.g., equations in high-order coupled cluster theories), require computer-based automatic derivations and manipulations. In these processes, a key step is the collection of tensor product terms that can be found identical by utilizing permutation symmetries of tensors or relabeling dummy indices, which is usually achieved by defining a *canonical form* for tensor product expressions. However, the problem of finding a canonical form is nontrivial, and can be potentially of *exponential* cost in the number of indices. In this work, we provided a general solution to this tensor canonicalization problem. First, we developed a complete group theoretical classification of all possibly generated tensor products, from which an unambiguous definition of *canonical form* can be derived for arbitrary tensor products. Second, to make such theoretical definition of practical use, inspired by diagrammatic methods in perturbation theory as well as tensor network diagrams, we proposed a graphical reformulation of the canonicalization problem, which leads to an efficient algorithm to compute the canonical form based on the graph representation of tensor products. The algorithm combines the classical backtrack search for permutation groups and the concept of partitions used in graph isomorphism algorithms for more efficient pruning, which renders the size of the search tree scale *polynomially* rather than exponentially in difficult cases for existing algorithms. It allows to compute both the canonical form of a tensor product and its automorphism group. Besides, for a tensor product with external indices, its permutation symmetry group can be determined using the same algorithm through a homomorphism, that is, as the quotient group of the automorphism group for the corresponding *externally and internally unlabeled graph (skeleton)* with respect to that for the *externally labeled and internally unlabeled graph (diagram)*.

## CONTENTS

<b>I. Introduction</b>	1
<b>II. Group theoretical classification theory</b>	3
A. Equivalence relations, symmetries, and colorings	3
B. Classification of symmetry equivalent tensor product expressions via a group chain	5
C. Classification theory and canonical form	6
D. Examples	7
<b>III. Graphical canonicalization algorithms</b>	9
A. Traditional backtrack algorithm	9
B. Graphical representation of tensor products	10
C. Partition backtrack algorithm	12
1. Search tree based on partitions	12
2. Refinement	13
3. Pruning with non-discrete partition	13
4. Pruning with automorphism	14
5. Algorithm and possible improvements	14
<b>IV. Illustrative examples</b>	15
A. Example: $I_{ij}^{ab} = t_i^a t_j^b$	15
B. Example: $t_{kji}^{cba}$	15
C. Example: $\langle ij    ab \rangle t_i^a t_j^b$	15
D. Example: $\langle ab    ij \rangle t_{ij}^{ab}$	16

E. Example:  $A_{i_{\sigma(1)} i_{\sigma(2)} \dots i_{\sigma(n)}} A_{i_{\tau(1)} i_{\tau(2)} \dots i_{\tau(n)}}$  with  $\sigma, \tau \in \mathcal{S}_n$  and  $\mathcal{G}(\mathbf{A}) = \mathcal{S}_n$  16

<b>V. Conclusion and outlook</b>	16
----------------------------------	----

## I. INTRODUCTION

In the most broad sense, tensors are multi-dimensional arrays of numerical values. They are ubiquitous in the fields such as general relativity and quantum chemistry. Tensors encountered in these fields usually possess certain permutation symmetry. For instance, this happens to the two-electron integrals and amplitudes of excited configurations in electronic structure models<sup>1</sup>. A general  $n$ -tuple excitation from a reference  $|\Phi_0\rangle$  can be expressed as  $|\Psi_{n\text{-tuple}}\rangle = \sum_{\{p_i\}, \{h_i\}} t_{h_1 h_2 \dots h_n}^{p_1 p_2 \dots p_n} a_{h_1 h_2 \dots h_n}^{p_1 p_2 \dots p_n} |\Phi_0\rangle$ , where  $t_{h_1 h_2 \dots h_n}^{p_1 p_2 \dots p_n}$  is a  $2n$ -way tensor and both indices  $p_1 p_2 \dots p_n$  and  $h_1 h_2 \dots h_n$  are antisymmetric with respect to transpositions, respectively. Complicated equations involving tensor product expressions frequently appear in sophisticated theories such as the high-order coupled cluster theory. In such cases, manual manipulations of the resulted equations become difficult and automatic derivations need to be used. A key step in such automatic derivations is the collection of tensor product terms that are identical by using permutation symmetries of tensors

or relabeling dummy indices. In this paper, we examine fundamental questions about the permutation symmetry of tensor products, which will help to solve this issue. Specifically, let a general tensor product be denoted by the form

$$Z^E \triangleq X_1^{E_1 I_1} X_2^{E_2 I_2} \dots X_k^{E_k I_k}, \quad (1)$$

where the tensor  $\mathbf{X}_i$  represents the  $i$ -th factor,  $E \triangleq E_1 \cup E_2 \cup \dots \cup E_k$  form a disjoint partition of an external index set  $E$ ,  $I_i$  is the set of internal indices that will be contracted, and hence  $I_i \cap I_j$  represent the set of internal indices to be contracted between  $\mathbf{X}_i$  and  $\mathbf{X}_j$  or more explicitly  $X_i^{E_i I_i}$  and  $X_j^{E_j I_j}$  in the component form. A simple example is  $Z_{ij}^{ab} = \bar{g}_{cd}^{ab} t_{ij}^{cd}$ , which appears as one of the contribution to the coupled cluster amplitude equations. Here,  $\bar{g}_{cd}^{ab}$  is the antisymmetrized two-electron integrals (antisymmetric in permuting  $a, b$  or  $c, d$ ),  $t_{ij}^{cd}$  is the double excitation amplitude (antisymmetric in permuting  $a, b$  or  $i, j$ ),  $E = E_1 \cup E_2 = \{a, b, i, j\}$ ,  $I_1 = I_2 = \{c, d\}$ , and the Einstein summation convention for repeated indices has been used. The same term can be written in many equivalent ways, e.g.,  $Z_{ij}^{ab} = -\bar{g}_{dc}^{ab} t_{ij}^{cd}$  using the antisymmetry of  $\bar{g}$  or  $Z_{ij}^{ab} = \bar{g}_{dc}^{ab} t_{ij}^{dc}$ , which can be viewed as via either relabelling the dummy indices or using antisymmetry of  $\bar{g}_{cd}^{ab}$  and  $t_{ij}^{cd}$  simultaneously. All these different tensor product expressions correspond to the same final tensor, and identifying their equivalence is a nontrivial problem in computer-based manipulations.

In general, suppose the tensors  $\mathbf{X}_i$  in Eq. (1) have certain permutation symmetries, then the following questions are of fundamental importance, because they will be faced in designing any general automatic derivation and simplification tools based on tensor product expressions.

**Q1 (classification):** Whether two given tensor expressions of the form (1) are identical? If not, to what extent they are different?

**Q2 (enumeration):** How many different tensors can be formed from a same set of factors? For a given member, how many of products are equivalent (numerically identical) to it?

**Q3 (canonical form/representative):** Among the equivalent tensor expressions, is it possible to select a unique representative?

**Q4 (permutation symmetry):** How much the permutation symmetries in the factors are inherited by the contracted result  $Z^E$ ? Or more mathematically, what is the permutation symmetry group of  $Z^E$ ?

Obviously, without permutation symmetry in the factors, all these questions are trivial. However, in the presence of permutation symmetry, they can become quite involved, since the possible algebraic forms of products in Eq. (1) can be enormous.

We briefly mention some historical developments of tools for tensor product expressions in the field of quantum chemistry. In automating the derivation of the high-spin open-shell coupled cluster singles and doubles (CCSD), Janssen and Schaefer<sup>2</sup> defined a *canonical form* for a tensor product by the permuted index arrays obtained via all possible index permutations of the factors  $\mathbf{X}_i$ . In this way, two equivalent terms become identical and can be rapidly combined. Such exhaustive procedure is complete (guaranteed to find the optimum), but becomes impractical due to the *exponential* scaling for terms of form  $(T_n)^p$  (power of  $n$ -fold excitation  $T_n$ ) with large  $n$  or  $p$ . The tensor contraction engine (TCE) developed later by Hirata et al.<sup>3</sup> followed the similar idea, but in order to treat high-order tensors, in which the above exhaustive permutations of all indices become formidable, some kinds of sorting based on several predefined rules were used. However, for some "cyclic" tensor contractions like  $t_{h_3 h_4}^{p_1 p_2} t_{h_3 h_4}^{p_5 p_6} t_{p_5 p_6}^{p_1 p_2}$ , the simple sorting becomes ambiguous as the sorting of tensors and the sorting of indices are intertwined, and in this case the exhaustive permutations were used. Therefore, more economic approaches need to be designed. Such approaches should utilize the properties of the "canonical" functions, rather than blindly searching all possibilities. A simple example is that for the cluster amplitude  $T_n$  only, if the canonical form for Q3 is defined by the ordering of indices, then the problem is simply solved by a sorting procedure, which can obviously be achieved with a cost at most  $O(n^2)$  instead of  $O(n!)$ . The definition of canonical form is in some sense arbitrary, because it depends on some predefined criteria. However, it should at least satisfies two conditions. First, it should be universal which means it can be applied to any kind of product in Eq. (1). Second, in order to make such form of practical use, there should be efficient algorithms to compute it. We noted that for Q3, there exists a widely used algorithm for index canonicalization, usually referred as the Butler-Portugal algorithm<sup>4-10</sup>, based on finding single coset representatives for external (or free<sup>5</sup> as used in related papers) indices, and using Butler's double coset representative algorithm<sup>11</sup> for internal (or dummy<sup>6</sup>) indices. However, it is known to be exponential in the worst case, although improvements for the special case with totally symmetric/antisymmetric tensors has been proposed very recently<sup>10</sup>.

In this work, we answered the questions Q1-Q4 using group and graph theoretical approaches. In Sec. II, we provide a classification of all tensor product expressions by introducing five equivalence relations. From the classification theory, the ways for enumerating different tensor product expressions, defining unambiguous canonical form, and computing permutation symmetry group naturally emerge. Thus, all the solutions for questions Q1-Q4 can be given. However, one still needs efficient algorithms to compute the canonical form defined for Q3 and the permutation symmetry group for  $Z^E$  in Q4. To this end, we develop a graph-based algorithm in Sec. III. Inspired

by diagrammatic methods in permutation theory<sup>12</sup> and tensor network diagrams<sup>13,14</sup>, a graphical representation of algebraic tensor product is first defined. Then, by combining the classical backtrack search for permutation groups<sup>15–17</sup> and the idea of partitions from graph isomorphism algorithms<sup>18,19</sup>, we proposed an efficient algorithm to compute the canonical form of a tensor product and the automorphism group of its associated graph. The latter can provide detailed information about the permutation symmetry of the resulted tensor. Compared with the existing algorithms, our algorithm is more efficient, and in fact, is *polynomial* for the worst case in the Butler-Portugal algorithm. At a more abstract level, while the conventional algorithm based on double set representative is more algebraic, the present algorithm is more graphical, which leads to a different framework for future improvements. As we will show later, it is more natural and fruitful to think about the canonicalization of tensor product expressions in terms of graphs. Those readers who are only interested in Q3 can skip Sec. II and go directly to Sec. III for the graphical canonicalization algorithms, which is largely self-contained. Sec. IV shows some results for several tensor products encountered in quantum chemistry and an example for the worse case in the Butler-Portugal algorithm. The conclusion and outlook are presented in Sec. V. A summary of the notations used in Sec. II and Sec. III is listed in Table I.

## II. GROUP THEORETICAL CLASSIFICATION THEORY

### A. Equivalence relations, symmetries, and colorings

The basic tool we used for classification is the concept of equivalence relation.

**Definition 1** (equivalence relation). *A given binary relation  $\sim$  on a set  $M$  is said to be an equivalence relation if and only if it satisfies three requirements: (1) (reflexivity)  $a \sim a$ , (2) (symmetry) if  $a \sim b$  then  $b \sim a$ , (3) (transitivity) if  $a \sim b$  and  $b \sim c$  then  $a \sim c$ . The equivalence relation partitions the set  $M$  into disjoint equivalence classes  $[x]$ , which are defined via  $[x] = \{x' \in M | x' \sim x\}$ . For two equivalence relations  $\sim$  and  $\approx$  defined on the same set  $X$ , and  $a \approx b$  implies  $a \sim b$  for all  $a, b \in X$ , then  $\sim$  is said to be a coarser relation than  $\approx$ , and  $\approx$  is a finer relation than  $\sim$ .*

The permutation symmetry of a tensor can be characterized by its associated permutation group defined in the following way.

**Definition 2** (tensor symmetry). *For a  $r$ -way tensor  $\mathbf{Z}$ , the set of permutations satisfying the condition*

$$g_i \circ Z^P \triangleq Z^{g_i(P)} = Z^P, \quad g_i \in \mathcal{S}_r, \quad (2)$$

*where  $\mathcal{S}_r$  is the symmetric group of degree  $r$ , and  $P$  is a set of abstract indices,*

$$g_i(P) = g_i(p_1 p_2 \cdots p_r) = p_{g_i(1)} p_{g_i(2)} \cdots p_{g_i(r)} \quad (3)$$

TABLE I. List of concepts and notations.

notation	explanation
<b>Group theoretical classification theory</b>	
$a \sim b$	equivalence relation
$[x]$	equivalent class
$\times$	direct product
$\mathcal{G}(\mathbf{Z})$	permutation symmetry group of a tensor $\mathbf{Z}$
$\mathcal{S}_n$	symmetric group with degree $n$
$\mathcal{G}(S)$	symmetry group for the factor set $S = (\mathbf{X}_1, \dots, \mathbf{X}_k)$
$\Omega$	integer set $\Omega = \{1, 2, \dots, D\}$ associated with $S$
$\mathcal{I}$	total index set $\mathcal{I} = E_1 \cup I_1 \cup \dots \cup E_k \cup I_k$
$\pi(\Omega)$	coloring of $\Omega$ : $\pi(\Omega) = \{\pi(1), \dots, \pi(D)\}$
$\Omega_{E,I}(\pi)$	support for external or internal labels
$\bar{\pi}$	$\mathcal{G}(S)$ -equivalent class $\{g \circ \pi(\Omega) : g \in \mathcal{G}(S)\}$
$\bar{\pi}$	$(\mathcal{G}(S), \mathcal{H})$ -equivalent class $\{h \circ \bar{\pi} : h \in \mathcal{H}\}$
$\mathcal{G}_{(\pi)}(S)$	pointwise stabilizer $\{g \in \mathcal{G}(S) : g \circ \pi(i) = \pi(i), \forall i \in \Omega\}$
$\varpi(\pi)$	contraction pattern $\{\theta(i, j) : \pi^I(i) = \pi^I(j), \forall i, j \in \Omega_I(\pi)\}$
$\mathcal{G}_{\varpi(\pi)}(S)$	setwise stabilizer $\{g \in \mathcal{G}(S) : g \circ \varpi(\pi) = \varpi(\pi)\}$
$A \geq B$	subgroup relation: $B$ is a subgroup of $A$
$A \triangleright B$	normal subgroup relation
$\mathcal{L}$	left coset representatives $\{g_r : r \in L\}$
$\bar{\pi} = \bigcup_{r \in L} [\pi_r]$	decomposition of $\bar{\pi}$ based on $\mathcal{G}(S) = \bigcup_{r \in L} g_r \mathcal{G}_{\varpi(\pi)}(S)$
$[\pi_r]$	equivalent class $\{g \circ \pi_r(\Omega) : g \in \mathcal{G}_{\varpi(\pi)}(S)\}$
$\phi$	homomorphism in Theorem 2
$\text{Ker}\phi$	kernel of $\phi$
$\mathcal{G}(\Omega_E(\pi))$	permutation symmetry group of $Z^E$
$[\pi_r^E]$	equivalent class $\{g \circ \pi_r^E(\Omega_E) : g \in \mathcal{G}(\Omega_E(\pi_r))\}$
$[\pi_r^I]$	equivalent class $\{g \circ \pi_r^I(\Omega_I) : g \in \text{Ker}\phi\}$
$\pi_{\text{canon}} = \mathcal{C}_\pi$	representative coloring (canonical form) of $\bar{\pi}$
<b>Graphical canonicalization algorithms</b>	
$G = (\mathcal{V}, \mathcal{E})$	graphical representation with vertices $\mathcal{V}$ and edges $\mathcal{E}$
$\mathcal{V}$	vertex set $\mathcal{V} = \Omega$
$\mathcal{E}$	edge set $\{(1, j) : j \in \Omega_E(\pi)\} \cup \{(i, j) : i, j \in \Omega_I(\pi)\}$
$\mathcal{C}(G)$	canonical form of $G$
$\text{Aut}_{\mathcal{G}(S)}(G^E)$	automorphism group of externally labeled graph $G^E$
$\langle g_1, \dots, g_k \rangle$	a group generated by generators $g_1, \dots, g_k$
$\mathcal{G}^{[i]}$	pointwise stabilizer of the $i - 1$ first elements of $\Omega$
$u_{k,i,k}$	element in the representation $g = u_{1,i_1} \cdots u_{D,i_D}$
$\mathcal{T}$	search tree of partial images or partitions
$\Pi$	partition of $\mathcal{V}$
$\Pi^g$	image of $\Pi$ under the action of permutation $g$
$\Pi \downarrow v$	individualization $(\Pi_1, \dots, \{v\}, \Pi_i \setminus \{v\}, \dots, \Pi_r)$
$\mathcal{R}(G, \Pi)$	refinement of a partition

*forms a permutation group under the composition of permutations. We refer it as the permutation symmetry group of the tensor  $\mathbf{Z}$ , denoted by  $\mathcal{G}(\mathbf{Z})$ .*

The meaning of Eq. (2) is transparent. It reveals that the elements of  $\mathbf{Z}$  are not all independent, but related in some way via permutation. It can be viewed as an extension of the transpositional symmetry of matrix, in which case we can have symmetry and antisymmetric matrices  $(12) \circ A_{p_1 p_2} = A_{p_2 p_1} = \pm A_{p_1 p_2}$ . Note that the antisymmetry is not covered by the definition Eq. (2). In principle, we can exploit more symmetry in  $\mathbf{Z}$ , e.g., by considering the permutations whose actions only change the phase of the tensors. Such cases can be easily incorporated in our framework introduced below by defining more general permutation symmetry groups. For simplicity, in the following discussions, we only consider the symmetry defined in Eq. (2).

To answer the questions Q1-Q4, we need to define them more precisely. Some mathematical definitions in the following context can be quite formal, and in such cases it is suggested to go to Sec. IID for concrete examples.

**Definition 3** (symmetry equivalent tensor product expressions). *Two tensor product expressions  $\mathbf{Z}_1$  and  $\mathbf{Z}_2$  of*

form (1) are symmetry equivalent, if there exist a permutation  $g$  of factors  $\{\mathbf{X}_i\}$  and indices ( $E$  and  $I$ ) such that  $\mathbf{Z}_1 = g \circ \mathbf{Z}_2$  after some necessary relabeling of internal indices. In this case, we denote them by  $\mathbf{Z}_1 \sim \mathbf{Z}_2$ .

By this definition, the first necessary condition for  $\mathbf{Z}_1 \sim \mathbf{Z}_2$  is that they must share the same set of factors, otherwise, even if neglecting the indices it is not possible to match them by rearranging the factors. Let us denote this factor set by  $S = \{\mathbf{X}_1, \mathbf{X}_2, \dots, \mathbf{X}_k\}$ . It is always possible to define an order for all possible orderings of  $S$ . For instance, we can use a simple lexicographical order, namely, for two different orderings of  $S$ ,  $s_1 = (\mathbf{X}_1, \mathbf{X}_2, \dots, \mathbf{X}_k)$  and  $s'_1 = (\mathbf{X}'_1, \mathbf{X}'_2, \dots, \mathbf{X}'_k)$ , we say  $s_1 < s'_1$  if and only if the first  $\mathbf{X}_i$ , which is different from  $\mathbf{X}'_i$ , comes before  $\mathbf{X}'_i$  in the alphabet. From now on, we assume that  $S$  has been ordered by a user defined ordering for tensor factors.

**Definition 4** (factor set and the associated permutation group). *Given the factor set  $S = (\mathbf{X}_1, \mathbf{X}_2, \dots, \mathbf{X}_k)$  and the permutation symmetry group of each factor  $\mathcal{G}(\mathbf{X}_i)$ , we can define the symmetry group of  $S$  via direct product, viz.,  $\mathcal{G}(S) = \mathcal{G}(\mathbf{X}_1) \times \mathcal{G}(\mathbf{X}_2) \times \dots \times \mathcal{G}(\mathbf{X}_k)$ . If some factors are the same, e.g.,  $\mathbf{X}_i = \mathbf{X}_{i+1} = \dots = \mathbf{X}_{i+n-1}$ , then the corresponding parts of direct product  $\mathcal{G}_n(\mathbf{X}_i) \triangleq \mathcal{G}(\mathbf{X}_i) \times \mathcal{G}(\mathbf{X}_i) \times \dots \times \mathcal{G}(\mathbf{X}_i)$  should be replaced by the semidirect product  $\mathcal{G}_n(\mathbf{X}_i) \rtimes \mathcal{S}_n(\mathbf{X}_i)$ , where  $\mathcal{S}_n(\mathbf{X}_i)$ , which is isomorphic to the symmetric group  $\mathcal{S}_n$ , represents the symmetric group for permutations of the identical factors.*

We can label each dimension of  $S$  by a consecutive integer number. The action of  $\mathcal{G}(S)$  on  $S$  naturally induces an action on the integer set  $\Omega = \{1, 2, \dots, D\}$  where  $D = \sum_{i=1}^k d_i$  with  $d_i$  being the dimension of the tensor  $\mathbf{X}_i$ . For simplicity, since  $\mathcal{G}(S)$  of  $S$  and the induced permutation group of  $\Omega$  are isomorphic, we do not distinguish them and denote both groups by  $\mathcal{G}(S)$ . Now we focus on the index structure of tensor products. The indices  $\pi(\Omega) \triangleq \{\pi(1), \pi(2), \dots, \pi(D)\}$  extracted from (1), where the value of  $\pi(i)$  belongs to the total index set  $\mathcal{I} = E_1 \cup I_1 \cup \dots \cup E_k \cup I_k$ , can be viewed as a *coloring* of  $\Omega$ , viz., a mapping from  $\Omega$  to a color set  $\mathcal{I}$ . Then, we can establish the following connection.

**Theorem 1** (tensor products and colorings). *The classification of different tensor products (1) with the same factor set  $S$  under the permutation symmetry group  $\mathcal{G}(S)$  is equivalent to the classification of different colorings  $\pi$  of  $\Omega$  under the induced permutation group on  $\Omega$ .*

In this work, we are interested in the tensor products (1) in which each internal index appear only twice. This is usually the case as required by the invariance of equations under (orbital) rotations. Because the internal indices in tensor products are free to be permuted (re-labeled) without changing the final result, we have to introduce a group  $\mathcal{H}$  to describe the invariance for permutation of colorings  $\mathcal{I}$ . The group  $\mathcal{H}$  is determined from the

types of internal indices (e.g., occupied or virtual orbitals in quantum chemistry), and only the internal indices of the same type are allowed to be permuted. For a given number of external indices  $n_{ext}$  and contracted internal pairs  $n_c$  for Eq. (1), we have  $n_{int} = 2n_c$ ,  $D = n_{ext} + n_{int}$ , and the number of colorings  $|\mathcal{I}| = n_{ext} + n_c$ . It is easy to see that the total number of different tensor product expressions of form (1) is given by

$$N(n_{ext}, n_{int}) = D! / 2^{n_c}. \quad (4)$$

However, as mentioned before, most of them correspond to the same final result when considering the actions of  $\mathcal{G}(S)$  and  $\mathcal{H}$ . This point is formalized by the following equivalence relation.

**Definition 5** (equivalence of colorings). *Two colorings  $\pi_1$  and  $\pi_2$  are equivalent if and only if there exist  $g \in \mathcal{G}(S)$  and  $h \in \mathcal{H}$  such that  $\pi_1 g = h \pi_2$ , defined under the composition  $\pi_1(g(i)) = h(\pi_2(i))$  where  $i, g(i) \in \Omega$  and  $\pi(i), h(\pi(i)) \in \mathcal{I}$ . For simplicity, we refer this equivalence relation as  $(\mathcal{G}(S), \mathcal{H})$ -equivalence.*

This definition essentially characterizes the Definition 3 for tensor products (1) in a more abstract way. Under this equivalence relation, the  $N(n_{ext}, n_{int})$  different expressions can be classified into equivalent classes, such that different expressions within each class correspond to the same final result. The enumeration of nonequivalent colorings in the presence of permutation symmetries  $\mathcal{G}(S)$  and  $\mathcal{H}$  is a classical combinatorial problem that is solved by de Bruijn's generalization<sup>20,21</sup> of the Pólya-Redfield theory<sup>22,23</sup>.

**Lemma 1** (de Bruijn's enumeration formula - basis for Q2). *Suppose  $\mathcal{Y} = \{y_1, \dots, y_{|\mathcal{I}|}\}$  is a set of colors, and  $\mathcal{H}$  is a subgroup of the symmetric group  $\mathcal{S}_{|\mathcal{I}|}$ , then the generating function for the colorings of  $\Omega$  which are nonequivalent with respect to the action of  $\mathcal{G}(S)$  on  $\Omega$  and the action of  $\mathcal{H}$  on  $\mathcal{Y}$  can be obtained by identifying equivalent color patterns in the polynomial*

$$F_{\mathcal{G}, \mathcal{H}}(y) = \frac{1}{|\mathcal{H}|} \sum_{h \in \mathcal{H}} P_{\mathcal{G}}(\alpha_1(h), \alpha_2(h), \dots, \alpha_D(h)) \quad (5)$$

where  $P_{\mathcal{G}}(x_1, x_2, \dots, x_D)$  is the cycle index of  $\mathcal{G}$  defined by

$$P_{\mathcal{G}}(x_1, x_2, \dots, x_D) = \frac{1}{|\mathcal{G}|} \sum_{g \in \mathcal{G}} \prod_{i=1}^n x_{l_i} \quad (6)$$

with  $g$  being a product of  $n$  cycles, and the  $i$ -th cycle has length  $l_i$ . The  $\alpha_m(h)$  is defined by

$$\alpha_m(h) = \sum_{\{j : h^m(j)=j, 1 \leq j \leq |\mathcal{I}|\}} \prod_{i=0}^{m-1} y_{h^i(j)}, \quad (7)$$

for  $1 \leq m \leq D$ .

This lemma can be used as the basis for answering Q2. Suppose the first  $n_{ext}$  elements of  $\mathcal{Y}$  correspond to external indices, while the remaining elements correspond to internal indices, by using Lemma 1 one can find the number of nonequivalent tensor products from the coefficient of the monomial  $y_1 y_2 \cdots y_{n_{ext}} y_{n_{ext}+1}^2 y_{n_{ext}+2}^2 \cdots y_{|I|}^2$ . By setting  $\mathcal{H} = \{e\}$ , Lemma 1 reduces to the Pólya's theorem<sup>22</sup> and then Eq. (5) gives the number of nonequivalent classes under the equivalence relation  $\pi_1 = \pi_2 g$  ( $g \in \mathcal{G}(S)$ ) for  $\pi_1$  and  $\pi_2$ . We refer this equivalence relation as  $\mathcal{G}(S)$ -equivalence. For a coloring  $\pi$ , its  $\mathcal{G}(S)$ -equivalent class is denoted by

$$\bar{\pi} = \{g \circ \pi(\Omega) : g \in \mathcal{G}(S)\}, \quad (8)$$

with the induced action defined by  $g \circ \pi(i) = \pi(g(i))$  for  $g \in \mathcal{G}(S)$  and  $i \in \Omega$ , and the  $(\mathcal{G}(S), \mathcal{H})$ -equivalent class is denoted by

$$\bar{\bar{\pi}} = \{h \circ \bar{\pi} : h \in \mathcal{H}\}, \quad (9)$$

where we used the same notation  $\circ$  for the action of  $h$ . Clearly,  $\mathcal{G}(S)$ -equivalence is finer than the  $(\mathcal{G}(S), \mathcal{H})$ -equivalence, since if  $\pi_1$  and  $\pi_2$  are  $\mathcal{G}(S)$ -equivalent meaning that they can be related by a permutation in  $\mathcal{G}(S)$ , then they obviously belong to the same  $(\mathcal{G}(S), \mathcal{H})$ -equivalent class. [NB: Here, we draw a connection with the double coset based approach<sup>4-9</sup>. While we will focus on the classification of colorings  $\pi$ , the double coset based approach focus the permutations on  $\Omega$ . Our  $\mathcal{G}(S)$  corresponds to the slot-symmetry group  $S$ ,  $\mathcal{H}$  permuting colors is isomorphic to the index-symmetry group  $D$ , and  $\bar{\bar{\pi}}$  is the counterpart of the double coset  $S \cdot g \cdot D$ <sup>7,9</sup>. However, as will be shown below and in the section for canonicalization algorithm, in our case essentially the group  $\mathcal{H}$  does not need to be used explicitly.]

## B. Classification of symmetry equivalent tensor product expressions via a group chain

All the symmetry equivalent tensor product expressions, whose corresponding colorings belong to the same

$(\mathcal{G}(S), \mathcal{H})$ -equivalent class, correspond to the same final tensor. For the purpose of eventually defining an unambiguous canonical form (Q3), we need to further distinguish them. To this end, we do not need to consider  $\bar{\bar{\pi}}$ , but just to focus on the classification of the finer class  $\bar{\pi}$  (vide post). The number of colorings in  $\bar{\pi}$  is given by

$$|\bar{\pi}| = |\mathcal{G}(S)|/|\mathcal{G}_{(\pi)}(S)|, \quad (10)$$

where the group  $\mathcal{G}_{(\pi)}(S)$  is the *pointwise* stabilizer of the coloring  $\pi$  in  $\mathcal{G}(S)$ , viz.,

$$\mathcal{G}_{(\pi)}(S) = \{g \in \mathcal{G}(S) : g \circ \pi(i) = \pi(i), \forall i \in \Omega\}. \quad (11)$$

To further classify the  $|\bar{\pi}|$  different colorings, we introduce the notation of the color/contraction patterns for internal indices as explained below: For a given  $\pi$ , we can rewrite it as  $\pi = \pi^E \cup \pi^I$ , which distinguishes the parts corresponding to external and internal indices. Consequently,  $\Omega$  for given  $\pi$  can be partitioned into a disjoint union of  $\Omega_E(\pi)$  and  $\Omega_I(\pi)$ , which are supports of  $\pi^E$  and  $\pi^I$ , respectively. Then, we can construct a set of unordered pairs by

$$\varpi(\pi) = \{\theta(i, j) : \pi^I(i) = \pi^I(j), \forall i, j \in \Omega_I(\pi)\}, \quad (12)$$

where the head  $\theta$  is used to distinguish different types of internal indices. If all the types of internal indices are the same, the  $\theta(i, j) = \{i, j\}$  can just be a set. In terms of tensor products, we can call  $\varpi(\pi)$  as the *contraction pattern* of  $\pi$ . We say  $\pi_1, \pi_2 \in \bar{\pi}$  are equivalent, if  $\varpi(\pi_1) = \varpi(\pi_2)$ . It is easy to verify that this is indeed an equivalence relation on  $\bar{\pi}$ , with the induced action of  $g$  on  $\varpi(\pi)$  can be defined as  $g \circ \theta(i, j) = \theta(g(i), g(j))$ . It deserves to be emphasized again that  $\theta(g(i), g(j))$  is an unordered pair.

Given  $\varpi(\pi)$ , its *setwise* stabilizer is denoted by

$$\mathcal{G}_{\varpi(\pi)}(S) = \{g \in \mathcal{G}(S) : g \circ \varpi(\pi) = \varpi(\pi)\}. \quad (13)$$

Then, it is important to realize the group chain relation

$$\mathcal{G}(S) \geq \mathcal{G}_{\Omega_I(\pi)}(S) = \mathcal{G}_{\Omega_E(\pi)}(S) \geq \mathcal{G}_{\varpi(\pi)}(S) \triangleright (\mathcal{G}_{\varpi(\pi)}(S) \cap \mathcal{G}_{(\Omega_E(\pi))}(S)) \triangleright \mathcal{G}_{(\pi)}(S), \quad (14)$$

where  $\geq$  and  $\triangleright$  represent subgroup relation and normal subgroup relation, respectively. The subgroups  $\mathcal{G}_{\Omega_I(\pi)}(S)$  and  $\mathcal{G}_{\Omega_E(\pi)}(S)$  represent the setwise stabilizers of  $\Omega_I(\pi)$  and  $\Omega_E(\pi)$ , respectively. They are simply the same, because  $\forall g \in \mathcal{G}(S)$ ,  $g(i) \in \Omega_I(\pi), \forall i \in \Omega_I(\pi)$  is equivalent to say  $g(i) \in \Omega_E(\pi), \forall i \in \Omega_E(\pi)$ . Eq. (14) shows that  $\mathcal{G}_{\varpi(\pi)}(S)$  is a subgroup of  $\mathcal{G}_{\Omega_I(\pi)}(S)$ . The group  $\mathcal{G}_{\varpi(\pi)}(S) \cap \mathcal{G}_{(\Omega_E(\pi))}(S)$  is the pointwise stabilizer of  $\Omega_E(\pi)$  (or equivalently  $\pi^E$  via the induced action

$g \circ \pi^E(i) = \pi^E(g(i))$ ) in  $\mathcal{G}_{\varpi(\pi)}(S)$ . Finally, the group  $\mathcal{G}_{(\pi)}(S)$  is a normal subgroup of  $\mathcal{G}_{\varpi(\pi)}(S) \cap \mathcal{G}_{(\Omega_E(\pi))}(S)$ . The importance of Eq. (14) is that it allows to further classify the colorings in  $\bar{\pi}$  according to the group chain using coset decomposition.

The first level decomposition  $\mathcal{G}(S) \geq \mathcal{G}_{\Omega_I(\pi)}(S) = \mathcal{G}_{\Omega_E(\pi)}(S)$  classifies  $\bar{\pi}$  into  $|\mathcal{G}(S)|/|\mathcal{G}_{\Omega_E(\pi)}(S)|$  classes, such that different classes have the different  $\Omega_E(\pi)$ . The next level decomposition  $\mathcal{G}_{\Omega_I(\pi)}(S) = \mathcal{G}_{\Omega_E(\pi)}(S) \geq \mathcal{G}_{\varpi(\pi)}(S)$  classifies the colorings with the same  $\Omega_E(\pi)$

according to their contraction pattern. In total, the nonequivalent classes with respect to the mapping  $\varpi$  can be obtained from the left coset decomposition

$$\mathcal{G}(S) = \bigcup_{r \in L} g_r \mathcal{G}_{\varpi(\pi)}(S), \quad (15)$$

where  $L$  is an index set and the set of left coset representatives  $g_r$  is denoted by  $\mathcal{L} = \{g_r : r \in L\}$ . Eq. (15) induces a partition of  $\bar{\pi}$  into disjoint classes with the same cardinality,

$$\begin{aligned} \bar{\pi} &= \bigcup_{r \in L} [\pi_r], \quad \pi_r = g_r \circ \pi, \\ [\pi_r] &= \{g \circ \pi_r(\Omega) : g \in \mathcal{G}_{\varpi(\pi_r)}(S)\}, \end{aligned} \quad (16)$$

where the class  $[\pi]$ , i.e., the orbit of  $\pi$  under  $\mathcal{G}_{\varpi(\pi)}(S)$ , is the equivalent class of  $\pi$  under the equivalence relation  $\varpi(\pi_1) = \varpi(\pi_2)$ . Note that  $\mathcal{G}_{\varpi(\pi_r)}(S) = g_r \mathcal{G}_{\varpi(\pi)}(S) g_r^{-1}$ , because for  $g \in \mathcal{G}_{\varpi(\pi)}(S)$ , we have  $g_r g g_r^{-1} \circ \varpi(\pi_r) = g_r g g_r^{-1} g_r \circ \varpi(\pi) = g_r \circ \varpi(\pi) = \varpi(\pi_r)$ . According to Eq. (15), the number of nonequivalent classes  $[\pi_r]$  is

$$|\mathcal{L}| = |\mathcal{G}(S)| / |\mathcal{G}_{\varpi(\pi)}(S)|. \quad (17)$$

The cardinality of the class  $[\pi_r]$  is given by

$$|[\pi_r]| = |\mathcal{G}_{\varpi(\pi)}(S)| / |\mathcal{G}_{(\pi)}(S)|, \quad \forall r \in L, \quad (18)$$

which is the order of the quotient group

$$\mathcal{G}_{\varpi(\pi)}(S) / \mathcal{G}_{(\pi)}(S) = \{g \mathcal{G}_{(\pi)}(S) : g \in \mathcal{G}_{\varpi(\pi)}(S)\}. \quad (19)$$

Note the relation  $|\bar{\pi}| = |\mathcal{L}| \cdot |[\pi_r]|$  is indeed fulfilled by Eqs. (10), (17), and (18).

Next, since  $\mathcal{G}_{\varpi(\pi)}(S)$  is a subgroup of  $\mathcal{G}_{\Omega_E(\pi)}(S)$ , its action leaves  $\Omega_E(\pi)$  invariant, and simply induces permutations on  $\Omega_E(\pi)$ . Let us look into this induced action in details.

**Theorem 2** (permutation symmetry group of  $Z^E$  - answer for Q4). *The mapping from  $\mathcal{G}_{\varpi(\pi)}(S)$  to a permutation group on  $\Omega_E(\pi)$  denoted by  $\mathcal{G}(\Omega_E(\pi))$  defined via*

$$\begin{aligned} \phi : \mathcal{G}_{\varpi(\pi)}(S) &\longrightarrow \mathcal{G}(\Omega_E(\pi)) \\ g &\longmapsto \phi_g : \phi_g(i) \triangleq g(i), \forall i \in \Omega_E(\pi), \end{aligned} \quad (20)$$

is a group homomorphism. The kernel of the mapping  $\text{Ker}\phi = \{g \in \mathcal{G}_{\varpi(\pi)}(S) : \phi_g = e\} = \mathcal{G}_{\varpi(\pi)} \cap \mathcal{G}_{(\Omega_E(\pi))}(S)$  is the pointwise stabilizer of  $\Omega_E(\pi)$  in  $\mathcal{G}_{\varpi(\pi)}(S)$ . The group  $\mathcal{G}(\Omega_E(\pi))$ , isomorphic to the quotient group  $\mathcal{G}_{\varpi(\pi)}(S) / \text{Ker}\phi$ , gives the permutation symmetry group of  $Z^E$ .

The proof is straightforward. By noting  $\forall i \in \Omega_E(\pi)$ ,  $\phi_{g_1 g_2}(i) = g_1 g_2(i) = g_1(g_2(i)) = \phi_{g_1} \phi_{g_2}(i)$ , thus  $\phi_{g_1 g_2} = \phi_{g_1} \phi_{g_2}$ . Besides,  $\phi_e = e$  and  $\phi_g^{-1} = \phi_{g^{-1}}$ . Therefore, the so-constructed  $\mathcal{G}(\Omega_E(\pi))$  indeed form a permutation group acting on  $\Omega_E(\pi)$ , and  $\phi$  is a group homomorphism. According to the first isomorphism theorem of groups,  $\text{Ker}\phi$  is a normal subgroup of  $\mathcal{G}_{\varpi(\pi)}(S)$ , and  $\mathcal{G}(\Omega_E(\pi))$  is isomorphic to the quotient group  $\mathcal{G}_{\varpi(\pi)}(S) / \text{Ker}\phi$ . Note

that the group  $\text{Ker}\phi$  can be considered as effectively acting on  $\Omega_I$  only.

For other contraction patterns  $\varpi(\pi_r)$  in Eq. (16), Eq. (20) leads to  $\mathcal{G}(\Omega_E(\pi_r)) \triangleq \phi(\mathcal{G}_{\varpi(\pi_r)}(S)) = g_r \mathcal{G}(\Omega_E(\pi)) g_r^{-1}$ . In particular, if  $g_r \in \mathcal{G}_{\Omega_E(\pi)}(S)$  then  $\mathcal{G}(\Omega_E(\pi_r)) = \mathcal{G}(\Omega_E(\pi))$ . In sum, different  $\mathcal{G}(\Omega_E(\pi_r))$  are isomorphic and if we relabel  $\Omega_E(\pi_r)$  by the same set of colors, i.e., the same set of external indices, then these groups will induce exactly the same group on the colors (external indices). This is in fact the permutation symmetry group  $Z^E$  required in Q4.

With this theorem, we can further partition  $[\pi_r]$  in Eq. (16) as a direct product

$$[\pi_r] = [\pi_r^E] \times [\pi_r^I], \quad (21)$$

$$[\pi_r^E] = \{g \circ \pi_r^E(\Omega_E) : g \in \mathcal{G}(\Omega_E(\pi_r))\}, \quad (22)$$

$$[\pi_r^I] = \{g \circ \pi_r^I(\Omega_I) : g \in \text{Ker}\phi\}. \quad (23)$$

The meaning of decomposition is quite clear. Namely, the external part  $[\pi_r^E]$  is composed of the images of  $\pi_r^E$  under the action of  $\mathcal{G}(\Omega_E(\pi_r))$ , while the internal part  $[\pi_r^I]$  is composed of the images of  $\pi_r^I$  under the action of  $\text{Ker}\phi$ . Thus, the cardinality of  $[\pi_r^E]$  is given by

$$|[\pi_r^E]| = |\mathcal{G}(\Omega_E(\pi_r))|, \quad (24)$$

since the colors in  $\pi_r^E$  are all different, while the cardinality of  $[\pi_r^I]$  is given by

$$|[\pi_r^I]| = |\text{Ker}\phi| / |\mathcal{G}_{(\pi)}(S)|, \quad (25)$$

which is the order of the quotient group  $\text{Ker}\phi / \mathcal{G}_{(\pi)}(S)$ . Note that  $|[\pi_r^E]| \cdot |[\pi_r^I]| = |[\pi_r]|$  indeed recovers Eq. (18).

In summary, for  $|\bar{\pi}|$  (10), due to the group chain (14), now we can have

$$|\bar{\pi}| = |\mathcal{L}| \cdot |[\pi_r^E]| \cdot |[\pi_r^I]|. \quad (26)$$

Finally, we mention that while  $\mathcal{H}$  is not considered in this subsection, the number of  $\bar{\pi}$  classes that are equivalent with respect to  $\mathcal{H}$  can be found as  $|\bar{\pi}| / |\bar{\pi}|_{\mathcal{H}} = |\mathcal{H}| / |\text{Ker}\phi / \mathcal{G}_{(\pi)}(S)|$ . By changing the colors for internals (or equivalently, relabeling the internal indices), these classes can be related, and they corresponds to the same final tensor. For the later convenience, we introduce the following notation

$$\overline{[\pi_r^I]} = \{h \circ \pi_r^I(\Omega_I) : h \in \mathcal{H}\}. \quad (27)$$

for the enlarged class of  $[\pi_r^I]$  obtained by all possible relabelings of the internal indices.

### C. Classification theory and canonical form

Now we are able to answer Q1 for classification of tensor product expressions by the following theorem.

**Theorem 3** (classification theory of tensor product expressions - answer for Q1). *All tensor product expressions can be systematically classified based on the hierarchy:*

- (E1) the equivalence relation with respect to the factor set  $S$ ,
- (E2) the equivalence relation with respect to both  $\mathcal{G}(S)$  and  $\mathcal{H}$  for colorings  $\pi$ ,
- (E3) the equivalence relation with respect to  $\mathcal{G}(S)$  only,
- (E4) the equivalence relation with respect to  $\mathcal{G}_{\varpi(\pi)}(S)$  for the contraction pattern,
- (E5) the equivalence relation with respect to  $\mathcal{G}(\Omega_E)$  for  $\pi^E$  and  $\text{Ker}\phi$  for  $\pi^I$ .

The countings of nonequivalent classes for (E2) can be performed based on de Bruijn's enumeration formula (Lemma 1), for (E3) based on Polya's theorem (Lemma 1 with  $\mathcal{H} = \langle e \rangle$ ), for (E4) with Eq. (15) for  $|\mathcal{L}|$ , for (E5) with Eqs. (24) and (25) for  $|\llbracket \pi_r^E \rrbracket|$  and  $|\llbracket \pi_r^I \rrbracket|$ , respectively.

This theorem gives a way to check whether two tensor products are identical theoretically. This means that by going through each step, one can see at which level two tensor products are different. However, given two expressions, while (E1) is very easy to check, checking all other four directly may encounter *exponential* complexity in the number of indices for large  $\mathcal{G}(S)$  and  $\mathcal{H}$ .

One way to simplify the comparison is based on defining a canonical form (or representative). Then, before comparing two expressions, they can be first transformed into their respective canonical forms, and then if two canonical forms are different expressions, the original terms are different. Based on the procedure in the above theorem, we can provide a unambiguous definition of canonical form for tensor product expressions, which can uniquely select a representative for  $\pi$  from its  $(\mathcal{G}(S), \mathcal{H})$ -equivalent class  $\bar{\pi}$ . This basically follows the group chain (14) and defines one representative for each step.

**Theorem 4** (canonical form/representative - answer for Q3). *Within a  $(\mathcal{G}(S), \mathcal{H})$ -equivalent class  $\bar{\pi}$ , we assume a priority of external indices over internal indices, then the following four conditions uniquely define a coloring  $\pi_{\text{canon}} = \mathcal{C}_{\pi}$  that constitutes a representative (canonical form) of  $\bar{\pi}$ , in the sense (1)  $\pi_{\text{canon}}$  is  $(\mathcal{G}(S), \mathcal{H})$ -equivalent to  $\pi$ , (2)  $\forall g \in \mathcal{G}(S), h \in \mathcal{H}, \mathcal{C}_{h\pi}(g\Omega) = \mathcal{C}_{\pi}(\Omega)$ .*

- (C1) The support  $\Omega_E(\pi_{\text{canon}})$  is minimal in lexicographical order among  $\{\Omega_E(\pi_r) : r \in L\}$ , which is equivalent to  $\Omega_I(\pi_{\text{canon}})$  is maximal in lexicographical order among  $\{\Omega_I(\pi_r) : r \in L\}$ . This step will pick several  $\llbracket \pi_r \rrbracket$  classes having the same minimal  $\Omega_E(\pi_{\text{canon}})$ .
- (C2) The contraction pattern  $\varpi(\pi_{\text{canon}}^I)$  is minimal in lexicographical order among the colorings satisfying (C1), which will uniquely pick one  $\llbracket \pi_r \rrbracket$  class.
- (C3)  $\pi_{\text{canon}}^E$  is minimal in lexicographical order among all external colors in  $\llbracket \pi_r^E \rrbracket$  derived from the decomposition  $\llbracket \pi_r \rrbracket$  (21), which will fix the external indices.

- (C4)  $\pi_{\text{canon}}^I$  is minimal in lexicographical order among all internal colors in  $\llbracket \pi_r^I \rrbracket$ , which will fix the internal indices.

It is important to note that in the relabelling step (C4) for internal indices, rather than finding the minimal  $\pi_{\text{canon}}^I$  in  $\llbracket \pi_r^I \rrbracket$ , the search has been extended to  $\llbracket \pi_r^I \rrbracket$ , in order to take into account  $\mathcal{H}$  such that the final canonical form  $\pi_{\text{canon}}$  is for the whole class  $\bar{\pi}$  rather than only for  $\bar{\pi}$ . There are two special cases of this theorem.

- (S1) If there is no external index, then only (C2) and (C4) apply, because  $\Omega_I(\pi) = \Omega$ ,  $\Omega_E(\pi) = \emptyset$  for any  $\pi$ .
- (S2) If there is no internal index at all, then only (C3) applies, in which case  $\varpi(\pi) = \emptyset$ ,  $\mathcal{G}_{\varpi(\pi)}(S) = \mathcal{G}(S) = \mathcal{G}(\Omega_E(\pi))$ , and  $\text{Ker}\phi = \langle e \rangle$ , because  $\Omega_E(\pi) = \Omega$ ,  $\Omega_I(\pi) = \emptyset$  for any  $\pi$ .

While Theorem 4 provides a well-defined representative, in practice we still need an efficient algorithm to compute it. Besides, we should emphasize that the canonical form defined by Theorem 4 is not the only way to define canonical forms. As long as the way to pick representatives in each step is well-defined, a unique canonical form can be defined. In conjunction with the freedom in defining ordering for factors in  $S$  mentioned before Definition 4, these freedoms in defining canonical forms may be utilized to design efficient algorithms. We leave the study of alternative definitions of canonical forms in future. Before we step into the algorithm for the calculation of representatives in Sec. III, it is better to illustrate the above abstract results with some concrete examples.

#### D. Examples

To better illustrate the concepts introduced in the previous section, we will consider simple tensor products formed by two  $\mathbf{g}$  tensors, where the two electron integral tensor  $g_{pq,rs} = [pq|rs]$  in the Mulliken notation<sup>1</sup> satisfies the symmetry relation

$$g_{pq,rs} = g_{qp,rs} = g_{pq,sr} = g_{rs,pq}, \quad (28)$$

that is  $\mathcal{G}(\mathbf{g}) = \langle (12), (34), (13)(24) \rangle$  with only the generators for  $\mathcal{G}(\mathbf{g})$  listed in a cycle notation explicitly. The symmetry group for the factor set  $S = (\mathbf{g}, \mathbf{g})$  is  $\mathcal{G}(S) = (\mathcal{G}(\mathbf{g}) \times \mathcal{G}(\mathbf{g})) \rtimes \mathcal{S}_2(\mathbf{g}) = \langle (12), (34), (13)(24), (56), (78), (57)(68), (15)(26)(37)(48) \rangle$ , whose order is  $8 \times 8 \times 2 = 128$ . For the coloring type denoted by  $(n_{\text{ext}}\mathbf{e}, n_{\text{int}}\mathbf{i})$  ( $n_{\text{ext}}$  external indices and  $n_{\text{int}}$  internal indices), we have  $n_{\text{ext}} + n_{\text{int}} = D = 8$  and  $n_c = n_{\text{int}}/2$ . For simplicity, we will assume that all the internal indices are of the same type such that  $\mathcal{H} = \mathcal{S}_{n_c}$  (the symmetric group of degree  $n_c$ ), and also the external indices are of the same type. Then the number of  $(\mathcal{G}(S), \mathcal{H})$ -equivalent classes  $N_{gh}$  and the

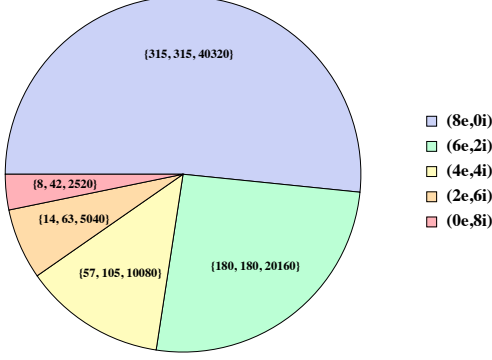


FIG. 1. Classification of different tensor expressions sharing the same factor set  $S = (\mathbf{g}, \mathbf{g})$  with  $\mathcal{G}(\mathbf{g}) = \langle (12), (34), (13)(24) \rangle$ . The pair  $(n_{ext}\mathbf{e}, n_{int}\mathbf{i})$  represents the coloring type with  $n_{ext}$  external indices and  $n_{int}$  internal indices. The triple  $\{N_{gh}, N_g, N(n_{ext}, n_{int})\}$  is a collection of three numbers:  $N_{gh}$  the number of  $(\mathcal{G}(S), \mathcal{H})$ -equivalent classes,  $N_g$  the number of  $\mathcal{G}(S)$ -equivalent classes, and  $N(n_{ext}, n_{int})$  the total number of different expressions.

number of  $\mathcal{G}(S)$ -equivalent classes  $N_g$  can be calculated from Lemma 1. The results together with the number of different expressions  $N(n_{ext}, n_{int}) = D!/2^{n_c}$  ( $D = 8$  in this example) for each coloring type are summarized in Figure 1. There are in total  $\sum_{n_c=0}^4 8!/2^{n_c} = 78120$  different tensor expressions sharing the same factor set.

We examine two special types first, either without internal indices or without external indices. For the  $(8\mathbf{e}, 0\mathbf{i})$  type, there are  $8! = 40320$  different expressions, e.g.,  $g_{e_1 e_2, e_3 e_4} g_{e_5 e_6, e_7 e_8}$ ,  $g_{e_1 e_2, e_3 e_4} g_{e_5 e_6, e_8 e_7}$ , and  $g_{e_3 e_2, e_1 e_4} g_{e_5 e_6, e_8 e_7}$ . It is easy to see that they can be classified into  $N_{gh} = N_g = 8!/128 = 315$  classes, since within each class different expressions are simply related by permutations in  $\mathcal{G}(S)$ . For the  $(0\mathbf{e}, 8\mathbf{i})$  type, there are  $8!/2^4 = 2520$  different expressions such as  $g_{i_1 i_2, i_3 i_4} g_{i_1 i_2, i_3 i_4}$  and  $g_{i_4 i_2, i_3 i_1} g_{i_1 i_2, i_3 i_4}$ . By using permutations in  $\mathcal{G}(S)$ , they can be classified into 42  $\mathcal{G}(S)$ -equivalent classes. These  $\mathcal{G}(S)$ -equivalent classes can further be classified into 8 different groups of  $(\mathcal{G}(S), \mathcal{H})$ -equivalent classes. The representatives determined by the condition (C2) for the contraction patterns  $\varpi(\pi)$  of these 8 classes are presented in Figure 2.

Next we consider an expression  $g_{i_1 i_2, i_3 i_3} g_{i_1 i_2, e_1 e_2}$ , which corresponds to the coloring  $\pi = \{i_1, i_2, i_3, i_3, i_1, i_2, e_1, e_2\}$  to be canonicalized. Following the lines of Sec. IIA we will investigate the corresponding quantities  $\bar{\pi}$ ,  $\bar{\pi}$ ,  $[\pi]$ ,  $[\pi^E]$ ,  $[\pi^I]$ , and the most important one  $\pi_{\text{canon}}$ . First, according to the

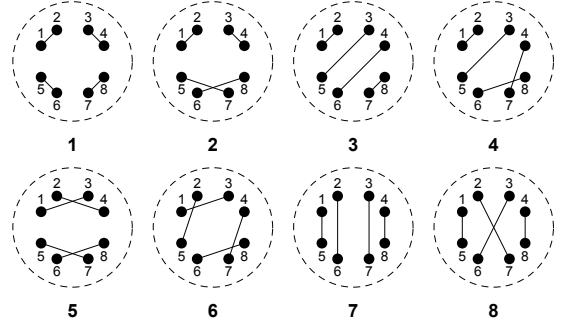


FIG. 2. The representatives of 8 different groups of contraction patterns  $\varpi(\pi)$  determined by the condition (C2).

definitions, we have

$$\pi^E = \{e_1, e_2\}, \quad (29)$$

$$\Omega_E(\pi) = \{7, 8\}, \quad (30)$$

$$\pi^I = \{i_1, i_2, i_3, i_3, i_1, i_2\}, \quad (31)$$

$$\Omega_I(\pi) = \{1, 2, 3, 4, 5, 6\}, \quad (32)$$

$$\varpi(\pi) = \{\theta(1, 5), \theta(2, 6), \theta(3, 4)\}. \quad (33)$$

and then the groups in Eq. (14) are calculated as

$$\begin{aligned} \mathcal{G}_{\Omega_I(\pi)}(S) &= \langle (12), (34), (56), (78), (13)(24) \rangle \\ &= \mathcal{G}_{\Omega_E(\pi)}(S), \end{aligned} \quad (34)$$

$$\mathcal{G}_{\varpi(\pi)}(S) = \langle (34), (12)(56), (78) \rangle, \quad (35)$$

$$\mathcal{G}_{(\pi)}(S) = \langle (34) \rangle, \quad (36)$$

with

$$|\mathcal{G}_{\Omega_I(\pi)}(S)| = 32, |\mathcal{G}_{\varpi(\pi)}(S)| = 8, |\mathcal{G}_{(\pi)}(S)| = 2. \quad (37)$$

Then, the number of expressions  $|\bar{\pi}|$  (10), the number of different contraction patterns  $|\mathcal{L}|$  (17), and the number of colorings in any class  $[\pi_r]$  (18) are found as

$$\begin{aligned} |\bar{\pi}| &= |\mathcal{G}(S)|/|\mathcal{G}_{(\pi)}(S)| = 128/2 = 64, \\ |\mathcal{L}| &= |\mathcal{G}(S)|/|\mathcal{G}_{\varpi(\pi)}(S)| = 128/8 = 16, \\ [|\pi_r|] &= |\mathcal{G}_{\varpi(\pi)}(S)|/|\mathcal{G}_{(\pi)}(S)| = 8/2 = 4. \end{aligned} \quad (38)$$

The 16 contraction patterns  $\varpi(\pi_r)$  are illustrated pictorially in Figure 3, where the patterns in each row share the same  $\Omega_I(\pi_r)$ . The 16 classes  $[\pi_r]$  can be divided into  $|\mathcal{G}(S)|/|\mathcal{G}_{\Omega_I(\pi)}(S)| = 128/32 = 4$  groups based on their supports  $\Omega_I(\pi_r)$  (or equivalently  $\Omega_E(\pi_r)$ ), which correspond to 4 rows in Figure 3.

The initial coloring  $\pi$  with  $\varpi(\pi)$  given in Eq. (33) belongs to the 15-th class. In the selection of representatives for  $\bar{\pi}$ , the condition (C1) for minimal  $\Omega_E(\pi)$  implies the contraction patterns in the first row of Figure 3 should be selected, while the condition (C2) for minimal  $\varpi(\pi)$  implies the first class is the choice, because it is lexicographically smaller than the other three class in the first row. The permutation  $g_r$  (16) from the 15-th  $\varpi(\pi)$  to the first contraction pattern  $\varpi(\pi_r) = \{\theta(3, 5), \theta(4, 6), \theta(7, 8)\}$  can be found as

$$g_r = \begin{pmatrix} 1 & 2 & 3 & 4 & 5 & 6 & 7 & 8 \\ 5 & 6 & 7 & 8 & 3 & 4 & 1 & 2 \end{pmatrix}, \quad (39)$$



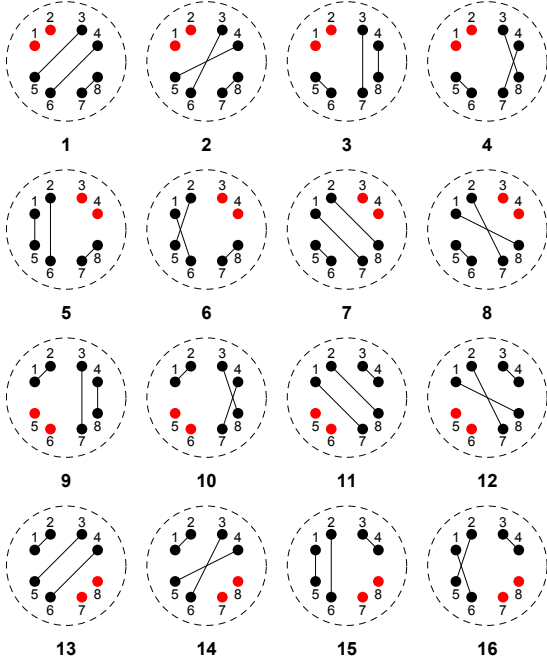


FIG. 3. The 16 different contraction patterns  $\varpi(\pi_r)$ . The initial coloring  $\pi$  with  $\varpi(\pi)$  given in Eq. (33) belongs to the 15-th class. In canonicalization, the condition (C1) for minimal  $\Omega_E(\pi)$  and the condition (C2) for minimal  $\varpi(\pi)$  select the first pattern as the representative. The mapping  $g_r$  (16) from the 15-th to the first is given in Eq. (39).

in a two-line (image) notation for permutations. For canonicalizing  $\pi^E$  and  $\pi^I$ , according to Theorem 2, we have

$$\text{Ker}\phi = \langle (34), (12)(56) \rangle, \quad \mathcal{G}(\Omega_E(\pi)) = \langle (78) \rangle, \quad (40)$$

such that

$$\begin{aligned} \llbracket \pi^E \rrbracket &= \{ \{e_1, e_2\}, \{e_2, e_1\} \}, \\ \llbracket \pi^I \rrbracket &= \{ \{i_1, i_2, i_3, i_3, i_1, i_2\}, \{i_2, i_1, i_3, i_3, i_2, i_1\} \}. \end{aligned} \quad (41)$$

The condition (C3) selects  $\pi_{\text{canon}}^E = \{e_1, e_2\}$  from  $\llbracket \pi_r^E \rrbracket$ . Using  $g_r$  (39) and  $\llbracket \pi_r^I \rrbracket$ , the enlarged class  $\overline{\llbracket \pi_r^I \rrbracket}$  can be found as

$$\begin{aligned} \overline{\llbracket \pi_r^I \rrbracket} &= \{ \{i_1, i_2, i_1, i_2, i_3, i_3\}, \{i_2, i_1, i_2, i_1, i_3, i_3\}, \\ &\quad \{i_1, i_3, i_1, i_3, i_2, i_2\}, \{i_3, i_1, i_3, i_1, i_2, i_2\}, \\ &\quad \{i_2, i_3, i_2, i_3, i_1, i_1\}, \{i_3, i_2, i_3, i_2, i_1, i_1\} \}. \end{aligned} \quad (42)$$

It can be verified that  $|\overline{\llbracket \pi_r^I \rrbracket}| / |\llbracket \pi_r^I \rrbracket| = |\mathcal{H}| / |\text{Ker}\phi / \mathcal{G}(\pi)(S)| = 3! / (4/2) = 3$  gives the number of  $\bar{\pi}$  classes that are nonequivalent with respect to  $\mathcal{G}(S)$  but equivalent with respect to  $\mathcal{H}$ . From  $\overline{\llbracket \pi_r^I \rrbracket}$ , the condition (C4) suggests  $\pi_{\text{canon}}^I = \{i_1, i_2, i_1, i_2, i_3, i_3\}$ , which can also be simply found by a relabeling of  $\varpi(\pi_r) = \{\theta(3, 4), \theta(5, 6), \theta(7, 8)\}$ . Thus, we have  $\pi_{\text{canon}} = \{e_1, e_2, i_1, i_2, i_1, i_2, i_3, i_3\}$  and hence the corresponding canonical form for the input expression  $g_{i_1 i_2, i_3 i_3} g_{i_1 i_2, e_1 e_2}$  is  $g_{e_1 e_2, i_1 i_2} g_{i_1 i_2, i_3 i_3}$ .

Finally, it deserves to be emphasized that generally  $\mathcal{G}(\Omega_E(\pi))$  is not a subgroup of  $\mathcal{G}(S)$ . The following example illustrates this fact. For  $Z^{e_1 e_2} \triangleq t_{e_1 e_2, i_1 i_2} h_{i_1 i_2}$  with  $\mathcal{G}(t) = \langle (12)(34), (56) \rangle$  and  $\mathcal{G}(h) = \langle (12) \rangle$ , we have  $S = (t, h)$ ,  $\mathcal{G}(S) = \langle (12)(34), (56) \rangle$ ,  $\pi = \{e_1, e_2, i_1, i_2, i_1, i_2\}$ ,  $\varpi(\pi) = \{\theta(3, 5), \theta(4, 6)\}$ . Then  $\mathcal{G}_{\Omega_I(\pi)}(S) = \mathcal{G}_{\Omega_E(\pi)}(S) = \mathcal{G}(S)$  and  $\mathcal{G}_{\varpi(\pi)}(S) = \langle (12)(34)(56) \rangle$  such that  $\mathcal{G}(\Omega_E(\pi)) = \langle (12) \rangle$  and  $\text{Ker}\phi = \langle e \rangle$ . Obviously, the permutation  $(12) \notin \mathcal{G}(S)$ , i.e.,  $\mathcal{G}(\Omega_E(\pi))$  is not a subgroup of  $\mathcal{G}(S)$ . Only through the homomorphism  $\phi$  (20), we can get the permutation symmetry group of  $Z^E$ .

### III. GRAPHICAL CANONICALIZATION ALGORITHMS

#### A. Traditional backtrack algorithm

As one can see from the above examples, to compute the canonical forms of tensor products (1), it is essential to be able to calculate the group chain such as  $\mathcal{G}_{\varpi(\pi)}(S)$ , which can determine all possible contraction patterns via the left coset decomposition (15). The structure of  $\varpi(\pi)$  reveals it as a special combinatorial object. For this kind of problems, the backtrack searching<sup>15,16</sup> appears to be the only possible approach, which potentially involves searching through all of group elements of a permutation group, and hence the computational complexity is at least  $O(|\mathcal{G}(S)|)$  in the worst case. To make it work in practice, in designing such algorithms it is crucial to find methods to skip as many group elements as possible during the search. This is often referred as *pruning the search tree*. The backtrack algorithms have also been used in problems including centralizers and normalizers of elements and subgroups, stabilizers of subsets of  $\Omega$ , and intersections of subgroups. For more applications, we refer the readers to Refs.<sup>16,17</sup>.

Before introducing our algorithm for general cases, we first show that in the special case (S2) with no internal indices, the canonical form can be efficiently in polynomial scaling by a simple modification of the traditional backtrack. Given  $\Omega = \{1, 2, \dots, D\}$  and  $\mathcal{G} = \mathcal{G}(S)$ , denoting the pointwise stabilizer of the  $i-1$  first elements of  $\Omega$  (represented by  $\Omega_{i-1}$ ) by  $\mathcal{G}^{[i]} \triangleq \mathcal{G}_{(\Omega_{i-1})}$ , we have a *stabilizer chain*, viz.,

$$\mathcal{G} = \mathcal{G}^{[1]} \geq \mathcal{G}^{[2]} \geq \dots \geq \mathcal{G}^{[D]} \geq \mathcal{G}^{[D+1]} = \langle e \rangle. \quad (43)$$

Let  $U^{(k)}$  be a left transversal (a set of left coset representatives) for  $\mathcal{G}^{[k+1]}$  in  $\mathcal{G}^{[k]}$ . Then every element  $g \in \mathcal{G}$  can be uniquely decomposed into

$$g = u_{1, i_1} u_{2, i_2} \dots u_{D, i_D}, \quad u_{k, i_k} \in U^{(k)}, \quad (44)$$

and  $|\mathcal{G}| = \prod_{k=1}^D |U^{(k)}|$ . This is referred as the Schreier-Sims representation<sup>15</sup> of  $\mathcal{G}$ . Based on Eq. (44), a backtracking procedure (depth-first transversal) can be used to run through the elements of  $\mathcal{G}$ , which results in an organization of the elements of  $\mathcal{G}$  as a search tree  $\mathcal{T}$ , see Figure 4 for an example. More specifically, the root at level 0 labeled by empty represents

$\mathcal{G} = \mathcal{G}^{[1]}$ , The nodes at level  $k = 1$  represent the coset  $u_{1,i_1}\mathcal{G}^{[2]}$  ( $i_1 = 1, \dots, |U^{(1)}|$ ) labeled by  $(\gamma_{i_1})$ , where  $\gamma_{i_1} = u_{1,i_1}(1)$  is the image of 1 under the action of the permutation  $u_{1,i_1}$ . In general, every node at level  $k > 0$  is labeled with a sequence  $(\gamma_{i_1}, \dots, \gamma_{i_k}) \subseteq \Omega$  referred as *partial images*, which represents the coset  $u_{1,i_1} \dots u_{k,i_k}\mathcal{G}^{[k+1]}$ . The node  $(\gamma_{i_1}, \dots, \gamma_{i_k})$  has  $|U^{(k+1)}|$  children  $(\gamma_{i_1}, \dots, \gamma_{i_k}, \gamma_{i_{k+1}})$  for each  $\gamma_{i_{k+1}} \in (\Delta^{(k+1)})^g$ , where  $(\Delta^{(k+1)})^g$  denotes the image of the set  $\Delta^{(k+1)}$  under the action of  $g$ ,  $\Delta^{(k+1)}$  is the orbit of  $k+1$  under the action of  $\mathcal{G}^{[k+1]}$ , and  $g$  is an arbitrary permutation fulfilling  $g(1, \dots, k) = (\gamma_{i_1}, \dots, \gamma_{i_k})$ . Therefore, at the level  $D$ , the leaves correspond to all the elements of  $\mathcal{G}$ . Each path from the root to a leaf represents a sequence of group elements  $u_{1,i_1}, (u_{1,i_1}u_{2,i_2}), (u_{1,i_1}u_{2,i_2}u_{3,i_3}), \dots, (u_{1,i_1}u_{2,i_2} \dots u_{D,i_D})$ , and from one element to the next element, one more image of point in  $\Omega$  is fixed.

Now suppose the coloring  $\pi(\Omega) = \{\pi(1), \pi(2), \dots, \pi(D)\}$  with all  $\pi(i)$  are different, then  $\mathcal{G}_{(\pi)}(\Omega) = \langle e \rangle$  and  $\mathcal{G}(\Omega(\pi)) = \mathcal{G}(S)$ . Especially, the elements in  $[\pi] = \{g \circ \pi(\Omega) : g \in \mathcal{G}(S)\}$  have a one-to-one correspondence with the group elements  $g \in \mathcal{G}(S)$ . Then, the lexicographical order of colors  $\pi(i)$  leads to a natural ordering of the partial images like  $(\gamma_{i_1}, \dots, \gamma_{i_k})$  at the same level  $k$ . That is, we say  $\gamma_k = (\gamma_{i_1}, \dots, \gamma_{i_k}) < \gamma'_k = (\gamma_{i'_1}, \dots, \gamma_{i'_k})$  if  $\pi(\gamma_k) < \pi(\gamma'_k)$ . In particular, there is only one minimum  $\pi$  that satisfies (C3), i.e., only one minimum  $(\gamma_{i_1}, \dots, \gamma_{i_D})$  at the level  $D$  of the search tree  $\mathcal{T}$ . Most importantly, there is also a *unique* minimum at each level  $k$  of  $\mathcal{T}$ , which is simply obtained from the first  $k$  elements of the minimum at level  $k+1$ . Therefore, we can prune the search tree by only retaining the *minimal partial image* at each level. This suggests a modification of the traditional backtrack search, which is a uniform depth-first search, into a guided depth-first search. The order of the nodes to be visited in the next level is obtained by first taking a local breadth-first search from the current node, and then comparing the partial images. This is illustrated in Figure 4 for a simple example  $g_{e_4 e_1, e_3 e_2}$  with  $\mathcal{G}(g) = \langle (12), (34), (13)(24) \rangle$ . The final result is given by  $\pi_{\text{canon}} = \pi(\{2, 1, 4, 3\}) = \{e_1, e_4, e_2, e_3\}$ , i.e.,  $\mathcal{C}(g_{e_4 e_1, e_3 e_2}) = g_{e_1 e_4, e_2 e_3}$ . Note that a large part of the search tree has been pruned, see the gray nodes in Figure 4.

In fact, for  $\mathcal{G}(S) = \mathcal{S}_D$ , the symmetric group of degree  $D$ , this procedure is similar to the selection sort for  $\pi$ , which has  $O(D^2)$  computational complexity instead of factorial  $O(|\mathcal{G}(S)|) = O(D!)$ . In general, since at the level  $k$  the number of point images that have been fixed are  $k$ , and the number of children for a node at level  $k$  will not exceed  $D - k$ , we can conclude that the number of nodes that will be visited by this algorithm for the external indices only case is at most  $O(D^2)$ .

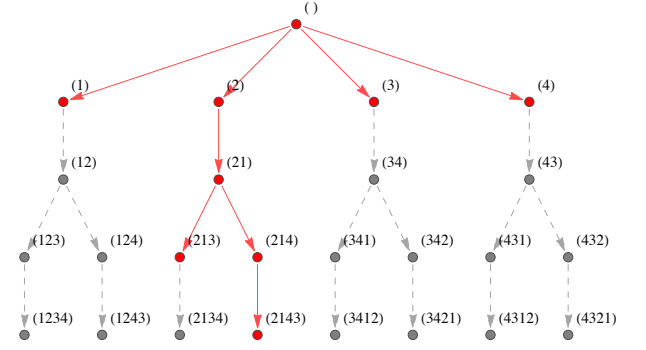


FIG. 4. Search tree of the modified traditional backtrack in finding representative for  $g_{e_4 e_1, e_3 e_2}$  with  $\mathcal{G}(g) = \langle (12), (34), (13)(24) \rangle$ . The red parts represent the visited nodes and the actual search path, while all the gray parts are pruned. The final result is  $\mathcal{C}(g_{e_4 e_1, e_3 e_2}) = g_{e_1 e_4, e_2 e_3}$ .

## B. Graphical representation of tensor products

Unlike for the special case (S2), in which there is always a unique minimum at each level, in the presence of internal indices, several nodes at the same level may need to be explored, when  $\text{Ker} \phi \neq \langle e \rangle$ . Moreover, in this case it is not natural to define an ordering for partial images, which is of significant importance in pruning the search tree. This creates difficulties in using the traditional backtrack algorithm for efficiently finding the canonical form.

The pair structure of elements in  $\varpi(\pi)$  suggests that it is better to be viewed as a list of edges in a graph. Moreover, if there are external indices in  $\pi$ , then we can enlarge  $\Omega$  to contain  $D + 1$  natural numbers. The first element 1 is chosen to correspond to an auxiliary vertex, while the rest  $D$  elements correspond to those in the original  $\Omega$ . [NB: This setting will ensure that a representative consistent with the conditions in Theorem 4, in particular, the condition (C1), will be found.] Consequently, we can augment  $\varpi(\pi)$  with  $\theta(1, i)$  for  $i \in \Omega_E(\pi)$ , then the problem of finding the canonical form satisfying (C1)-(C4) can be solved in a single framework. This will be similar to the canonicalization of graphs<sup>18,19</sup>, but with some important differences that will be mentioned later. Before introducing the algorithm, we formalize the correspondence between tensor products and graphs more explicitly.

**Definition 6** (graphical representation of tensor products). *An undirected graph is an ordered pair  $G = (\mathcal{V}, \mathcal{E})$ , where  $\mathcal{V}$  is a finite set of vertices or nodes, and  $\mathcal{E}$  is a set of unordered pairs of vertices called edges. For a tensor product of form (1), suppose its correspondent coloring is  $\pi$ , we associate  $\pi$  with a graph  $G$  resulting a colored/labeled graph composed of  $\mathcal{V} = \Omega$  and  $\mathcal{E} = \{(1, j) : j \in \Omega_E(\pi)\} \cup \{(i, j) : i, j \in \Omega_I(\pi)\}$  for general cases. The graph in special cases (S1) and (S2) can be obtained similarly.*

In Figure 5, we show some examples for the introduced

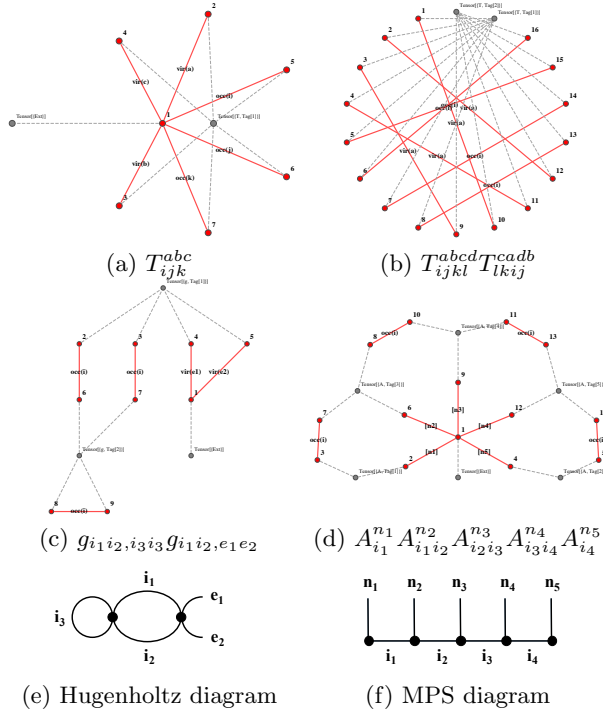


FIG. 5. Graphical representation of tensor expressions (a)-(d). The red parts form the graphs  $G = (\mathcal{V}, \mathcal{E})$ , while the gray parts are not part of  $G$  and just displayed to reveal the origin of vertices  $\mathcal{V}$  from the tensors. The labels for  $\mathcal{E}$  are shown explicitly. In the case of internal indices, only their types are shown as the labels. The diagrams in perturbation theory (e) and tensor network states (f) are also depicted in comparison with the same terms (c) and (d), respectively.

graphical representation of tensor products. These include (a) a triple excitation operator  $T_{ijk}^{abc}$ , (b) a fully contracted term  $T_{ijkl}^{abcd} T_{lkij}^{cadb}$ , (c) the example studied in Sec. IID,  $g_{i_1 i_2, i_3 i_3} g_{i_1 i_2, e_1 e_2}$ , and (d) a 5-site matrix product state (MPS) as a special case of tensor network states<sup>13,14</sup>. This graphical representation is inspired by diagrammatic methods in permutation theory<sup>12</sup> and tensor network diagrams<sup>13,14</sup>, for comparison, see the conventional Hugenholtz diagram (e) and MPS diagram (f) representing the same quantities as (c) and (d), respectively. It is clear that these graphs (a)-(d) have extremely simple structures, namely except for the auxiliary vertex whose degree can be larger than one, the degree of other vertices is just one. In addition, there are many disconnected components, if the number of internal indices is large, see Figure 5(b). We can label the vertex set  $\mathcal{V}$  in accord with the factor set  $S$ , while there are some freedoms to label the edge set  $\mathcal{E}$ . The labels for  $\mathcal{E}$  can be chosen as the information that fully specifies the index pair  $(i, j)$ . In this work, we label the pair by a pattern 'type[index]', where the 'type' specifies the type of  $i$  or equivalently  $j$  (e.g., 'occ' for occupied orbitals and 'vir' for virtual orbitals used in Figure 5) and 'index' can be the specific index (e.g., 'e<sub>1</sub>' and 'i<sub>1</sub>') appeared in the expressions or general unspecific indices (e.g., 'i' for oc-

cupied and 'a' for virtual). In this convention, we have the label  $\theta(i, j) = \{(i, j), \text{type}[\text{index}]\}$  for an edge  $(i, j)$ . [NB: This choice will prioritize  $(i, j)$  over  $\text{type}[\text{index}]$  in the comparison of two edge sets.] Depending on whether the 'index' takes the value of specific or general index, we call the corresponding graph *labeled* or *unlabeled*, respectively.

**Definition 7** (labeled and unlabeled graphs). *For a given tensor product (1), or equivalently, a factor set  $S$  and a coloring  $\pi$ , we have the following four kinds of graphs:*

- (K1) *The externally labeled, internally labeled graphs  $G^{EI}(\pi)$  with labeled edge set  $\mathcal{E}^{EI}(\pi)$ , which have a one-to-one correspondence with the tensor product expressions.*
- (K2) *The externally labeled, internally unlabeled graphs  $G^E(\pi)$  with labeled edge set  $\mathcal{E}^E(\pi)$ , which will be termed as diagrams, see Figure 5(c).*
- (K3) *The externally unlabeled, internally labeled graphs  $G^I(\pi)$  with labeled edge set  $\mathcal{E}^I(\pi)$ .*
- (K4) *The externally unlabeled, internally unlabeled graphs  $G(\pi)$  with unlabeled edge set  $\mathcal{E}(\pi)$ , which will be termed as skeletons.*

In accord with these labeling schemes, we define the corresponding label-preserved graph isomorphism as follows

**Definition 8** (label-preserved graph isomorphism). *Two labeled graphs  $G_1 = (\mathcal{V}_1, \mathcal{E}_1)$  and  $G_2 = (\mathcal{V}_2, \mathcal{E}_2)$  are identical, i.e.,  $G_1 = G_2$ , if  $\mathcal{V}_1 = \mathcal{V}_2$  and  $\mathcal{E}_1 = \mathcal{E}_2$  in the sense that  $\theta(u, v) \in \mathcal{E}_1$  if and only if  $\theta(u, v) \in \mathcal{E}_2$ . Two graphs  $G_1 = (\mathcal{V}_1, \mathcal{E}_1)$  and  $G_2 = (\mathcal{V}_2, \mathcal{E}_2)$  are isomorphic under  $\mathcal{G}(S)$ , i.e.,  $G_1 \cong G_2$ , if  $\exists g \in \mathcal{G}(S)$  such that  $\theta(g(x), g(y)) \in \mathcal{E}_2$  if and only if  $\theta(x, y) \in \mathcal{E}_1$ , i.e.,  $g \circ \mathcal{E}_1 = \mathcal{E}_2$ .*

Consequently, the automorphism of the labeled graph is defined as

**Definition 9** (automorphism of graph). *If  $g \in \mathcal{G}(S)$ , such that  $g \circ G \triangleq (\mathcal{V}, g \circ \mathcal{E}) = G$ , i.e.,  $g \circ \mathcal{E} = \mathcal{E}$ , then  $g$  is an isomorphism from a graph  $G$  to itself, which is called an automorphism. The set of all automorphisms of  $G$  in  $\mathcal{G}(S)$  forms the automorphism group  $\text{Aut}_{\mathcal{G}(S)}(G)$  of the labeled graph. We use the subscript to emphasize that the automorphism group is calculated from  $\mathcal{G}(S)$ . The action of  $\text{Aut}_{\mathcal{G}(S)}(G)$  on  $\mathcal{V}$  partitions  $\mathcal{V}$  into orbits, and induces an equivalence relation on  $\mathcal{V}$ : two vertices  $u$  and  $v$  are equivalent if and only if they are in the same orbit, i.e., there exists an automorphism  $g \in \text{Aut}_{\mathcal{G}(S)}(G)$  such that the image of  $u$  under  $g$  is  $v$ , i.e.,  $u^g = v$ .*

The canonical form of graph is defined as

**Definition 10** (canonical form of graph). *The canonicalization is a mapping such that for all  $g \in \mathcal{G}(S)$  and*

graph  $G$ , (1)  $\mathcal{C}(G) \cong G$  and (2)  $\mathcal{C}(G^g) = \mathcal{C}(G)$ . By the property (2), which is called "label-invariance", the image  $\mathcal{C}(G)$ , called a canonical form, is a unique representative of its isomorphic class  $\{g \circ G : g \in \mathcal{G}(S)\}$ . The importance of canonical form is that  $G \cong G'$  if and only if  $\mathcal{C}(G) = \mathcal{C}(G')$ .

For our purpose, the natural definition is that the canonical graph has the smallest *sorted* labeled edge set  $\mathcal{E}(\pi)$ , where the sorting can be simply based on the lexicographical order of  $\theta(i, j)$ . Clearly, such definition is the counterpart of that defined in Theorem 4. From these definitions, we can have the following important theorem.

**Theorem 5.** *The connections between tensor product canonicalization and graph canonicalization defined by Definitions 8-10 are as follows:*

1. Two tensor products are symmetry equivalent (or two colorings  $(S_1, \pi_1)$  and  $(S_2, \pi_2)$  are  $(\mathcal{G}(S), \mathcal{H})$ -equivalent), if and only if for diagrams  $G^E(\pi_1) \cong G^E(\pi_2)$ .
2. The computation of a representative for  $\pi$  defined in Theorem 4 is equivalent to the computation of canonical form for  $G^E(\pi)$  and relabelling internal indices for  $G^E(\pi)$  afterwards.
3. In particular, we have  $\mathcal{G}_{\varpi(\pi)}(S) = \text{Aut}_{\mathcal{G}(S)}(G(\pi))$  for the skeleton  $G(\pi)$  and  $\text{Ker}\phi = \text{Aut}_{\mathcal{G}(S)}(G^E(\pi))$  for the diagram  $G^E(\pi)$ , which follows from the fact that  $\text{Ker}\phi$  is the pointwise stabilizer of  $\Omega_E(\pi)$  in  $\mathcal{G}_{\varpi(\pi)}(S)$ .

The importance of this theorem is that to compute the representative of tensor products, we can simply compute the canonical form of the corresponding externally labeled graph  $G^E(\pi)$  and then perform a relabeling of the internal indices. If the permutation symmetry group is also required, we can calculate it from the quotient group  $\mathcal{G}_{\varpi(\pi)}(S)/\text{Ker}\phi = \text{Aut}_{\mathcal{G}(S)}(G(\pi))/\text{Aut}_{\mathcal{G}(S)}(G^E(\pi))$  via the homomorphism  $\phi$  (20), where both  $\text{Aut}_{\mathcal{G}(S)}(G(\pi))$  and  $\text{Aut}_{\mathcal{G}(S)}(G^E(\pi))$  can be computed from the same algorithm (vide post) by inputting  $G(\pi)$  and  $G^E(\pi)$ , respectively.

In sum, we have reformulated the tensor canonicalization problem into a graph canonicalization problem. However, we should emphasize that the graph isomorphism defined in Definition 8 is different from the standard graph isomorphism problem, in which an arbitrary permutation of the vertices is allowed, viz.,  $\mathcal{G}(S) = \mathcal{S}_D$ . This is a fundamental difference. Because in view of the simplicity of graphs in Figure 5, the isomorphism of two graphs sharing the same kind of factor set can be simply checked by the number of internal and external indices. However, the problem with a restricted set of permutations given by  $\mathcal{G}(S)$  is obviously more difficult. However, this graphical reformulation does have advantages over the formulation by double coset representatives<sup>4-10</sup>. Because the latter is known to be exponential<sup>24</sup>, while

it may be possible to develop polynomial scaling algorithm for the introduced graphs. In fact, for graphs with bounded degree, the standard graph isomorphism problem is of polynomial complexity<sup>25</sup>. Although the permutations are limited in our case, it is reasonable to be optimistic to solve the graph canonicalization problem and hence the tensor canonicalization problem in polynomial scaling. In fact, we will show that for the following algorithm we introduced is *polynomial* for the worst case in the Butler-Portugal algorithm.

### C. Partition backtrack algorithm

Our algorithm for computing the canonical form of a graph and generators of its automorphism group is based on the partition backtrack algorithm used in state-of-the-art packages for graph isomorphism problem via computing canonical labelings<sup>18,19</sup>. However, the difference in symmetry group results in some notable changes in some parts of the partition backtrack algorithm, in particular, in defining proper refinement procedure, see Sec. III C 2, which must ensure that the used permutation is indeed in  $\mathcal{G}(S)$ . To take into such difference, our method for exhausting the elements of the group is similar to that used in traditional backtrack. But instead of working with partial images, we will work with partitions of  $\mathcal{V}$  similar to the algorithm for graphical isomorphism. To enhance the pruning of search tree, the local breadth-first search introduced in Sec. III A for the modified traditional backtrack is also used here. In case of large  $\text{Aut}_{\mathcal{G}(S)}(G^E(\pi))$ , which potentially enlarges the branching factors of the search tree, the idea of using automorphism to prune the search tree developed for the general isomorphism problem<sup>18,19</sup> is employed.

#### 1. Search tree based on partitions

Most of the graph isomorphism algorithms employed the same individualization-refinement paradigm but differ in some details. The central quantity is the partition.

**Definition 11** (partition). *An ordered partition of the set  $\mathcal{V}$  is a sequence of subsets  $\Pi = (\Pi_1, \Pi_2, \dots, \Pi_r)$ , such that  $\Pi_i \neq \emptyset, \mathcal{V} = \bigcup_{i=1}^r \Pi_i$ , and  $\Pi_i \cap \Pi_j = \emptyset$  for  $i \neq j$ . The ordered sets  $\Pi_i$  are called cells of  $\Pi$ . A discrete ordered partition is an ordered partition with each cell being a singleton  $|\Pi_i| = 1$ .*

The following relation defines a partial order for the set of all ordered partitions  $\Pi(\mathcal{V})$ .

**Definition 12.** *For  $\Pi_1, \Pi_2 \in \Pi(\mathcal{V})$ , we say  $\Pi_2$  is finer than  $\Pi_1$ , denoted by  $\Pi_2 \preceq \Pi_1$ , if each cell of  $\Pi_1$  is a consecutive union of cells of  $\Pi_2$ .*

The search tree can be constructed by the individualization and refinement procedures.

**Definition 13** (individualization). Let  $v \in \mathcal{V}$  belong to a non-singleton cell  $\Pi_i$  of an ordered partition  $\Pi$ , then  $\Pi \downarrow v = (\Pi_1, \dots, \Pi_{i-1}, \{v\}, \Pi_i \setminus \{v\}, \Pi_{i+1}, \dots, \Pi_r)$  denotes the partition obtained from  $\Pi$  by splitting  $\Pi_i$  into the cells  $\{v\}$  and the complement  $\Pi_i \setminus \{v\}$ . We call  $\Pi \downarrow v$  is obtained from  $\Pi$  by individualizing vertex  $v$ . Obviously, the relation  $(\Pi \downarrow v) \prec \Pi$  holds.

Before discussing the refinement procedure, we describe how to construct the search tree in a partition backtrack algorithm. Note that the partition  $\Pi$  can be viewed as a coloring for  $\mathcal{V}$  (not to be confused with  $\pi$ ). A vertex colored graph is a pair  $(G, \Pi)$ , where  $G$  is a graph and  $\Pi$  is a coloring. For an initially-specified colored graph  $(G, \Pi_0)$ , the search tree  $\mathcal{T}(G, \Pi_0)$  is constructed by selecting the first non-singleton cell of  $\Pi_0$ , individualizing it in all possible ways allowed by the symmetry group, refining the new partition to new nodes  $R(G, \Pi, v)$ , and finally terminating when the leaves, i.e., the discrete partition, are reached. Note that the leaves have a one-to-one correspondence with the elements of  $\mathcal{G}(S)$ , because the discrete partitions are just images of  $\mathcal{V}$  under the action of  $\mathcal{G}(S)$ . This is similar to the traditional backtrack discussed before. Thus, after traversing the whole search tree, the canonical graph defined by having the *smallest* sorted labeled edge set  $\mathcal{E}(\pi)$  in accord with Theorem 4 can be found. Besides, the automorphisms can also be found at the leaves, because for two discrete partitions  $\Pi_1 = g_1(\mathcal{V})$  and  $\Pi_2 = g_2(\mathcal{V})$  with their correspondent  $\mathcal{E}(\pi)$  being identical, then the permutation  $g_1^{-1}g_2$  is an automorphism.

By implementing the above procedure, the canonical form and automorphism group can be computed with a full search tree, whose size can be exponential for large  $\mathcal{G}(S)$ . To make this procedure practical, following the ideas in graph isomorphism algorithms<sup>18,19</sup>, we could use the refinement procedure and pruning techniques based on the non-discrete partitions to reduce the size of search tree.

## 2. Refinement

**Definition 14** (refinement). A refinement of  $(G, \Pi)$  is a partition  $\mathcal{R}(G, \Pi)$  such that (i)  $\mathcal{R}(G, \Pi) = (G, \Pi')$  where  $\Pi' \preceq \Pi$ , (ii)  $\mathcal{R}$  preserves isomorphisms, which means if  $(G_1, \Pi_1) \cong (G_2, \Pi_2)$ , then  $\mathcal{R}(G_1, \Pi_1) \cong \mathcal{R}(G_2, \Pi_2)$ .

Due to the simple structure of our graphs and restrictions on permutations by  $\mathcal{G}(S)$ , we proposed an refinement procedure as follows:

**Definition 15.** Given  $(G, \Pi)$  and the associated subgroup  $\mathcal{G}_\Pi(S) = \{g \in \mathcal{G}(S) : \Pi_i^g = \Pi_i, \Pi_i \in \Pi\}$ , the refinement  $\mathcal{R}(G, \Pi)$  is obtained by a repeated application of the following two operations until the partition is not changed:

(R1) If the first vertex  $v$  in a non-singleton cell is stabilized by  $\mathcal{G}_\Pi(S)$ , then it can be singled out which leads to a new partition  $\Pi \downarrow v$ .

(R2) Suppose  $(\{v_1\}, \{v_2\}, \dots, \{v_k\})$  are the first  $k$  singleton cells of  $\Pi$ , such that  $\Pi_{k+1}$  is a non-singleton cell, then we consider these singleton cells sequentially. Suppose  $v_i$  is being visited, then its neighbor in the graph  $G$  is examined:

- (a) If its neighbor contains more than one element (in our graph this can only be the case for  $v_1 = 1$  when there are external indices), then the non-singleton cells wherever the neighbor element lies in are marked such that they will not be modified in the refinement procedure.
- (b) If its neighbor is a single vertex  $u_i$  and  $u_i$  is also in a singleton cell in  $\Pi$ , then we move to consider the next vertex  $v_{i+1}$ .
- (c) If its neighbor is a single vertex  $u_i$ , which is in a non-singleton cell and can be moved to the first element by a permutation  $g \in \mathcal{G}_\Pi(S)$ , then we obtain a new refined partition  $\Pi^g \downarrow u_i$ , otherwise,  $\Pi$  is returned. [NB: In the case that the non-singleton cell corresponds to several identical factors  $\mathbf{X}$ , a coarser split of the non-singleton cell is first applied to individualize the subcell where  $u_i$  is in.]

Using this refinement procedure, usually the depth of search tree is reduced without affecting the computation of canonical form and automorphism group. As an example, for the expression with only internal indices, without refinement the depth of the search tree is at most  $D$ , while with refinement the depth is at most  $D/2$ . The refinement procedure used here is by no means optimal, but it is sufficient for our examples illustrated below.

## 3. Pruning with non-discrete partition

**Definition 16** (position). The position of a vertex  $v \in \mathcal{V}$  in an ordered partition  $\Pi$  is defined by  $p(v, \Pi) = 1 + \sum_{i=1}^{k-1} |\Pi_i|$  for  $v \in \Pi_k$ .

With this definition and  $\mathcal{E}(\pi)$ , we can introduce a function of  $\Pi$ ,

$$\mathcal{E}(\pi, \Pi) = \{\theta(p(i, \Pi), p(j, \Pi)) : i, j \in \mathcal{V}, (i, j) \in \mathcal{E}(\pi)\} \quad (15)$$

This function is actually the edge set of the quotient graph  $Q(G, \Pi) = \{\mathcal{V}', \mathcal{E}'\}$ , with  $\mathcal{V}' = \{p(v, \Pi) : v \in \mathcal{V}\}$  and  $\mathcal{E}' = \{\theta(p(u, \Pi), p(v, \Pi)) : \theta(u, v) \in \mathcal{E}(\pi)\}$ , if we consider the partition  $\Pi$  as an equivalence relation on  $\mathcal{V}$ , namely,  $u, v \in \mathcal{V}$  are called equivalent if they are in the same cell, i.e.,  $u, v \in \Pi_i$  for some  $i$ . The so-defined function  $\mathcal{E}(\pi, \Pi)$  has an important property,

**Theorem 6.** If  $\Pi_1 \prec \Pi_2$ , then  $\mathcal{E}(\pi, \Pi_1) > \mathcal{E}(\pi, \Pi_2)$ .

Its correctness can be verified by considering a simple example. This shows that along a path from the root to a leaf, the value of  $\mathcal{E}(\pi, \Pi)$  is increasing. That is, the value of  $\mathcal{E}(\pi, \Pi)$  at a given node  $\nu$  is a lower bound for all the

values  $\mathcal{E}(\pi, \Pi)$  of its descendent. Therefore, if at the node  $\nu$ , its corresponding  $\mathcal{E}(\pi, \Pi)$  is larger than the minimal  $\mathcal{E}_{\min}(\pi)$  we currently have, then the entire subtree headed at  $\nu$  can be pruned. To make this pruning more powerful, a local breadth-first search is applied at the current node  $\nu$  to reorder the children to be visited in the following depth-first search in an increasing order of  $\mathcal{E}(\pi, \Pi)$ .

#### 4. Pruning with automorphism

The pruning based on automorphism group is crucial for graphs having large automorphism groups. The basic idea is simple. At a give node  $\nu$  in  $\mathcal{T}(G, \Pi_0)$ , suppose we have an subgroup  $\Gamma$  of  $\text{Aut}_{\mathcal{G}(S)}(G(\pi))$  at hand, then by applying its elements to the partition  $\Pi$ , we obtain several new partitions  $\Pi^g$ . If some  $\Pi^g$  has been visited before, then the entire subtree  $\mathcal{T}(G, \Pi_0, \nu)$  is the same as that visited subtree, such that it can be pruned. This pruning ensures that only the *generators* of the automorphism group will be found, rather than all the group elements during the backtrack searching, which can be enormous for tensor products with many internal indices. However, the computational cost of a naive implementation based on checking the action of every element of the subgroup will still scale as  $O(n!)$  when the order of the automorphism group scales as  $O(n!)$  for large  $n$ . This is the case for the kind of tensor expressions in Figure 5(b). Therefore, although the number of visited intermediate nodes are small, the time for checking can be very long.

The solution to this problem is also based on a classification of elements in  $\Gamma$ . Suppose the parent of the node  $(\nu, \Pi)$  is  $(\nu', \Pi')$  and the stabilizer of the ordered partition  $\Pi'$  is  $\Gamma_{\Pi'} = \{g \in \Gamma : g(\Pi'_i) = \Pi'_i, \Pi'_i \in \Pi'\}$ , we can have the coset decomposition  $\Gamma = \bigcup_r g_r \Gamma_{\Pi'}$ . The meaning of this decomposition is clear: for  $g \in \Gamma_{\Pi'}$ , it only transforms the branches of the subtree  $\mathcal{T}(G, \Pi_0, \nu')$ , while the left coset representative transform the entire subtree to another subtree. Now suppose  $\exists g \in \Gamma$  such that  $\Pi^g = g \circ \Pi$  has been visited before. Let the deepest common ancestor of  $\Pi$  and  $\Pi^g$  in the search tree  $\mathcal{T}(G, \Pi_0)$  be denoted by  $\Pi_*$ , and the subtrees contain  $\Pi$  and  $\Pi^g$  be  $\mathcal{T}$  and  $\mathcal{T}^g$ , respectively, there can only be two cases: (1)  $g \notin \Gamma_{\Pi'}$  or (2)  $g \in \Gamma_{\Pi'}$ . These two cases lead to two different kinds of pruning based on the detected automorphisms developed in graph canonicalization algorithms<sup>18</sup>:

- (P1) In the first case,  $g$  must have be found during the search of  $\mathcal{T}$  before visiting  $\Pi$ . Actually, once such  $g$  is found at a leaf node of  $\mathcal{T}$ , we can trace back to  $\Pi_*$  and prune the entire subtree  $\mathcal{T}$ .
- (P2) If such pruning has been employed, then at a given node, only the second case is left, in which instead of the full automorphism group  $\Gamma$ , only the subgroup  $\Gamma_{\Pi'}$  needs to be considered. Moreover, in this case, we only need to examine whether there is an element in the orbit of  $\Pi$  under the action of  $\Gamma_{\Pi'}$  that has been visited before.

In sum, by taking these two economic pruning strategies, only the paths that lead to leaves corresponding to generators of the automorphism group are retained, while all the parts corresponding to a composition of generators can be pruned. Thus, even in the presence of a large automorphism group, in which case the pruning based on  $\mathcal{E}(\pi, \Pi)$  takes no effect, the search space can still be significantly reduced.

#### 5. Algorithm and possible improvements

The pseudocode of our final algorithm with pruning is presented in Algorithm 1. A preliminary implementation of this algorithm has been made into a package named CANONICALTENSORPRODUCTS using *Mathematica*<sup>26</sup>. Our implementation is proof-of-principle, and many possible improvements can be applied. For instance, the shape of search tree depends crucially on the order of tensors and definitions of canonical form. Besides, better refinement functions may be designed. Other searching strategies used in the graph isomorphism algorithms<sup>19</sup> can be adopted. We will investigate these possibilities, and benchmark and analyze the computational scaling of the present algorithm in future.

---

**Algorithm 1** Partition backtrack search for canonically labeling a graph and finding generators of its automorphism group

---

**Input:** Tensor product expression (or its corresponding graph  $G$ ) and its permutation symmetry group  $\mathcal{G}$   
**Output:** Canonical labeling and generators of  $\text{Aut}(G)$

```

1: function TOCANONICALFORM(tensor product expression, group  $\mathcal{G}$ )
2:   Transform tensor product expression to a graph  $G$ ,
3:   Initialize  $\Pi_0$ , the certificate  $\mathcal{E}_0$ , generating set  $K = \{ \}$ 
4:   Backtrack( $G, \Pi_0, \mathcal{G}$ )
5:   Back transform  $(G, \Pi_c)$  to expression
6: end function
7: function BACKTRACK( $G, \Pi, \mathcal{G}$ )
8:   if  $\mathcal{E}(G, \Pi) > \mathcal{E}(G, \Pi_c)$  or  $(G, \Pi)$  is automorphic to a visited
     node then
9:     return
10:   end if
11:   if  $|V_i| = 1$  ( $i = 1, 2, \dots, n$ ) then
12:     if  $\mathcal{E}(G, \Pi) = \mathcal{E}(G, \Pi_c)$  then
13:       Find an automorphism  $\Pi^{-1}\Pi_c$  and append it to  $K$ 
14:       Go back to the deepest common ancestor to omit the
         entire subtree containing  $\Pi$ 
15:     else
16:       Find a smaller  $\mathcal{E}(G, \Pi)$  and update  $\Pi_c = \Pi$  and
          $\mathcal{E}(G, \Pi_c) = \mathcal{E}(G, \Pi)$ 
17:     end if
18:   else
19:     Select the first non-singleton cell  $v$ 
20:     Compute  $\text{Stab}_{\mathcal{G}}(1)$  and the left coset representatives  $\mathcal{L}$ 
21:     for  $g \in \mathcal{L}$  do
22:       Compute  $\Pi^g$ , split it to  $\Pi^g \downarrow v_k$ , and refine  $R(G, \Pi^g \downarrow$ 
          $v_k)$ 
23:     end for
24:     Sort the refinements  $\{R(G, \Pi^g \downarrow v_k)\}$  by the corresponding
          $\mathcal{E}(G, R(G, \Pi^g \downarrow v_k))$ 
25:     for  $\Pi_i \in \{R(G, \Pi^g \downarrow v_k)\}$  do
26:       Backtrack( $G, \Pi_i, \text{Stab}_{\mathcal{G}}(1)$ )
27:     end for
28:   end if
29: end function

```

---



#### IV. ILLUSTRATIVE EXAMPLES

In this section, we start with some simple tensor products to show how the above algorithm works in details, and then provide results for more complicated expressions.

##### A. Example: $I_{ij}^{ab} = t_i^a t_j^b$

This example gives  $S = (\mathbf{t}, \mathbf{t})$ ,  $\pi = \{a, i, b, j\}$ ,  $\mathcal{G}(S) = \mathcal{S}_2(\mathbf{t}) = \langle (13)(24) \rangle$ . The corresponding graph is constructed via  $\mathcal{V} = \{1, 2, 3, 4, 5\}$  and

$$\mathcal{E}^E(\pi) = \{ \{(1, 2), \text{vir}[a]\}, \{(1, 3), \text{occ}[i]\}, \\ \{(1, 4), \text{vir}[b]\}, \{(1, 5), \text{occ}[j]\} \}, \quad (46)$$

where an auxiliary external vertex (labeled by 1) has been added. To compute the permutation symmetry group, we can use the externally unlabeled edge set

$$\mathcal{E}(\pi) = \{ \{(1, 2), \text{vir}[a]\}, \{(1, 3), \text{occ}[i]\}, \\ \{(1, 4), \text{vir}[a]\}, \{(1, 5), \text{occ}[i]\} \}. \quad (47)$$

The initial partition is  $\Pi_0 = \{\{1\}, \{2, 3, 4, 5\}\}$  and accordingly the group  $\mathcal{G}(S)$  is replaced by  $\mathcal{G}(S) = \langle (24)(35) \rangle$  via relabeling. The above algorithm gives the following visiting sequence,

$$\begin{aligned} \Pi_0 &= \{\{1\}, \{2, 3, 4, 5\}\} \\ \Pi_1 &= \{\{1\}, \{2\}, \{3\}, \{4\}, \{5\}\} \\ \Pi_2 &= \{\{1\}, \{4\}, \{5\}, \{2\}, \{3\}\}. \end{aligned} \quad (48)$$

The stabilizer of the first element 2 in the non-singleton cell in  $\Pi_0$  is the trivial group  $\langle e \rangle$ , and the left coset representatives are just  $\{e, (24)(35)\}$ . The partition  $\Pi_1$  is obtained from  $\Pi_0 = \{\{1\}, \{2, 3, 4, 5\}\}$  by first individualizing 2,  $\Pi_0 \downarrow 2 = \{\{1\}, \{2\}, \{3, 4, 5\}\}$ , and then immediately  $\mathcal{R}(G, \Pi_0 \downarrow 2) = \Pi_1$  since the subgroup of  $\mathcal{G}(S)$  that stabilizes  $\Pi_0 \downarrow 2$  is the trivial group. Then the backtrack search proceeds to the image of the next left coset representative  $\Pi_0 \downarrow 4 = \{\{1\}, \{4\}, \{5, 2, 3\}\}$ , which again immediately leads to  $\mathcal{R}(\Pi_0 \downarrow 4) = \Pi_2$  by refinement. Since  $\mathcal{E}(\pi, \Pi_1) = \mathcal{E}(\pi, \Pi_2) = \mathcal{E}(\pi)$  in Eq. (47) for the two discrete partitions  $\Pi_1$  and  $\Pi_2$ , we have the automorphism group  $\text{Aut}_{\mathcal{G}(S)}(G(\pi)) = \langle (24)(35) \rangle$ , which essentially shows  $I_{ij}^{ab} = I_{ji}^{ba}$  through the homomorphism  $\phi$  (20), see also Theorem 5, because for this example  $\text{Aut}_{\mathcal{G}(S)}(G^E(\pi)) = \langle e \rangle$  is trivial.

##### B. Example: $t_{kji}^{cba}$

This example illustrates how the partition backtrack works for the canonicalization of a single tensor with only external indices. The coloring is  $\pi = \{c, b, a, k, j, i\}$ . The initial partition is  $\Pi_0 = \{\{1\}, \{2, 3, 4, 5, 6, 7\}\}$  and  $\mathcal{G}(S) = \mathcal{G}(\mathbf{t}_3) = \langle (23), (234), (56), (567) \rangle$  for the triple

excitations, which is of order 36. After the following four steps

$$\begin{aligned} \Pi_1 &= \{\{1\}, \{4\}, \{2, 3, 5, 6, 7\}\} \\ \Pi_2 &= \{\{1\}, \{4\}, \{3\}, \{2\}, \{5, 6, 7\}\} \\ \Pi_3 &= \{\{1\}, \{4\}, \{3\}, \{2\}, \{7\}, \{5, 6\}\} \\ \Pi_4 &= \{\{1\}, \{4\}, \{3\}, \{2\}, \{7\}, \{6\}, \{5\}\} \end{aligned}$$

we arrive at  $\pi_{\text{canon}} = \{a, b, c, i, j, k\}$  and the corresponding canonical form of tensor  $t_{ijk}^{abc}$ . This shows in the case where there is no internal index, the partition backtrack algorithm behaves as selection sorts for the indices in  $\{c, b, a\}$  and  $\{k, j, i\}$ , respectively.

##### C. Example: $\langle ij || ab \rangle t_i^a t_j^b$

This simple tensor product without any external index appears in the coupled-cluster energy expression in terms of antisymmetrized integrals  $\bar{g}_{ij,ab} \triangleq \langle ij || ab \rangle$ . In our convention, we have  $S = (\bar{\mathbf{g}}, \mathbf{t}_1, \mathbf{t}_1)$  and  $\pi = \{i, j, a, b, a, i, b, j\}$ . The group of the antisymmetrized integral is  $\mathcal{G}(\bar{\mathbf{g}}) = \langle (12), (34), (13)(24) \rangle$  and accordingly  $\mathcal{G}(S) = \mathcal{G}(\bar{\mathbf{g}}) \times \mathcal{S}_2(\mathbf{t}_1) = \langle (12), (34), (13)(24), (57)(68) \rangle$ , which is of order 16. The initial partition is  $\Pi_0 = \{\{1, 2, 3, 4\}, \{5, 6, 7, 8\}\}$ . The breadth-first search produces the following ordering for the children in increasing order of  $\mathcal{E}(\pi, \Pi_i)$ ,

$$\begin{aligned} \Pi_1 &= \mathcal{R}(\Pi_0 \downarrow 3) = \mathcal{R}(\{\{3\}, \{4, 1, 2\}, \{5, 6, 7, 8\}\}) \\ &= \{\{3\}, \{4\}, \{1, 2\}, \{5\}, \{6\}, \{7\}, \{8\}\} \\ \Pi_2 &= \mathcal{R}(\Pi_0 \downarrow 4) = \mathcal{R}(\{\{4\}, \{3, 1, 2\}, \{5, 6, 7, 8\}\}) \\ &= \{\{4\}, \{3\}, \{2, 1\}, \{7\}, \{8\}, \{5\}, \{6\}\} \\ \Pi_3 &= \mathcal{R}(\Pi_0 \downarrow 1) = \mathcal{R}(\{\{1\}, \{2, 3, 4\}, \{5, 6, 7, 8\}\}) \\ &= \{\{1\}, \{2\}, \{3, 4\}, \{5\}, \{6\}, \{7\}, \{8\}\} \\ \Pi_4 &= \mathcal{R}(\Pi_0 \downarrow 2) = \mathcal{R}(\{\{2\}, \{1, 3, 4\}, \{5, 6, 7, 8\}\}) \\ &= \{\{2\}, \{1\}, \{4, 3\}, \{7\}, \{8\}, \{5\}, \{6\}\}. \end{aligned}$$

Visiting  $\Pi_1$  and  $\Pi_2$  eventually leads to an automorphism  $(12)(34)(57)(68)$ . The visit of  $\Pi_3$  reveals that it produces an edge list larger than the minimal edge list found so far, thus both  $\Pi_3$  and the partition after it, viz.,  $\Pi_4$ , can be pruned, since  $\mathcal{E}(\pi, \Pi_4) \geq \mathcal{E}(\pi, \Pi_3) > \mathcal{E}(\pi, \Pi_1)$  due to the reordering after the initial breadth-first scan. Finally, based on  $\mathcal{E}(\pi, \Pi_1) = \{ \{(1, 5), \text{vir}[a]\}, \{(2, 7), \text{vir}[a]\}, \{(3, 6), \text{occ}[i]\}, \{(4, 8), \text{occ}[i]\} \}$ , we can relabel the tensor product as  $\bar{g}_{a_1 a_2, i_1 i_2} t_{i_1}^{a_1} t_{i_2}^{a_2}$ , which is the target canonical form for the input  $\bar{g}_{ij,ab} t_i^a t_j^b$ . It deserves to be mentioned that in the diagrammatic technique for coupled-cluster theory, the inverse of the order of the automorphism group is just the weight factor associated with the diagram<sup>12</sup>, which will be added to the expression when taking summations over internal indices. In the diagrammatic coupled cluster theory, the two  $\mathbf{t}_1$  vertices in this example are referred as equivalent vertices, and will contribute to a factor

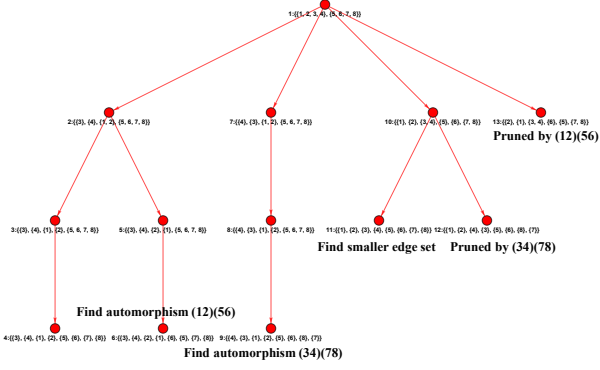


FIG. 6. Search tree for canonicalization of  $\langle ab||ij \rangle t_{ij}^{ab}$ .

1/2. Here, our algorithm computes the correct automorphism group  $\text{Aut}_{\mathcal{G}(S)}(G(\pi)) = \langle (12)(34)(57)(68) \rangle$  with  $|\text{Aut}_{\mathcal{G}(S)}(G(\pi))| = 2$ .

#### D. Example: $\langle ab||ij \rangle t_{ij}^{ab}$

This tensor product also appears in the coupled-cluster energy expression. Similar to the second example, we have  $S = (\bar{g}, t_2)$  and  $\pi = \{a, b, i, j, a, b, i, j\}$ . The permutation symmetry group is  $\mathcal{G}(S) = \mathcal{G}(\bar{g}) \times \mathcal{G}(t_2) = \langle (12), (34), (13)(24), (56), (78) \rangle$ , which is of order 32. This example is very typical concerning with the pruning based on automorphism. The search tree for canonicalization of the expression is shown in Figure 6. It is seen that once the automorphism (34)(78) is found, the entire subtree at  $\{\{4\}, \{3\}, \{1, 2\}, \{5, 6, 7, 8\}\}$  is pruned, since it can be mapped to the previously visited subtree at  $\{\{3\}, \{4\}, \{1, 2\}, \{5, 6, 7, 8\}\}$  by (34)(78). Besides, the entire subtree at  $\{\{2\}, \{1\}, \{3, 4\}, \{6\}, \{5\}, \{7, 8\}\}$  is also completely pruned, since the automorphism (12)(56) will map it to the visited subtree at  $\{\{1\}, \{2\}, \{3, 4\}, \{5\}, \{6\}, \{7, 8\}\}$ . In sum, the automorphism group is found as  $\langle (12)(56), (34)(78) \rangle$ , which is of order 4. This agree with the diagrammatic rules in the coupled-cluster theory<sup>12</sup>, where there are two pairs of equivalent internal lines, which contributes to a weight factor  $1/2^2 = 1/4$ .

#### E. Example: $A_{i_{\sigma(1)}i_{\sigma(2)}\dots i_{\sigma(n)}} A_{i_{\tau(1)}i_{\tau(2)}\dots i_{\tau(n)}}$ with $\sigma, \tau \in \mathcal{S}_n$ and $\mathcal{G}(A) = \mathcal{S}_n$

The final example is used to illustrate the performance of the partition backtrack algorithm for challenging cases, viz., tensor products with large automorphism groups, implying that there are many partitions with the same edge sets. Such example was identified as the worst case for the traditional Bulter-Portugal algorithm, which leads to an exponential cost<sup>10</sup>.

The search tree for  $n = 10$  is displayed in Figure 7.

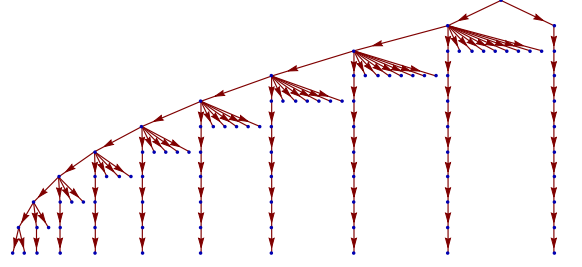


FIG. 7. Search tree for  $A_{i_1 i_2 \dots i_{10}} A_{i_1 i_2 \dots i_{10}}$  with  $\mathcal{G}(A) = \mathcal{S}_{10}$

In general, the size of search tree for such product in our algorithm can be found as  $n^2 + 2$ . This is in sharp comparison with the enormous size of the automorphism group in this case, which is in general,

$$\begin{aligned} \text{Aut}_{\mathcal{G}(S)}(G) = \langle & (1, 2)(n+1, n+2), \\ & (2, 3)(n+2, n+3), \dots, \\ & (n-1, n)(2n-1, 2n), \\ & (1, n+1)(2, n+2) \dots (n, 2n) \rangle, \end{aligned} \quad (49)$$

of order  $2(n!)$ , and  $|\text{Aut}_{\mathcal{G}(S)}(G)| = 7257600$  for  $n = 10$ . As shown in Figure 7, only the leaves corresponding to the generators of the automorphism group are examined, while all other branches are pruned by automorphisms. This pruning lead to a polynomial scaling  $O(n^2)$  in the size of search tree with respect to  $n$ .

In sharp contrast, Ref.<sup>10</sup> shows that the existing algorithm will take a full day for  $n = 12$  (see Sec 3.4 in Ref.<sup>10</sup> for worst-case complexity analysis). [NB: The same applies to the built-in canonicalization function **TensorReduce** in *Mathematica*.] The present algorithm took 3 seconds for  $n = 12$  due to its polynomial scaling in this case, even with a very preliminary implementation. This reveals that the present graph based reformulation of the canonicalization problem provides a very promising framework for future improvements. We will investigate the possible improvements mentioned in Sec. III C 5 and provide an optimized implementation in future.

## V. CONCLUSION AND OUTLOOK

The present work provides a complete classification of tensor product expressions by means of equivalence relation and group chain. We provide a rigorous definition of canonical form for the tensor products based on the classification theory, a graphical presentation for tensor products, a very promising partition backtrack algorithm to compute the canonical form and automorphism group, and an explicit construction of permutation symmetry group of the resulted tensor  $Z^E(1)$ . These solve the four fundamental questions Q1-Q4 raised in the introduction. We note that the automorphism group  $\text{Ker}\phi$  and the permutation symmetry group  $\mathcal{G}(\Omega_E(\pi))$  contain



very interesting information about the tensor products. In particular, when augmented with more general definition of tensor symmetry (with signs or general phases), more information can be extracted from these groups. A particular important case is that when considering tensors with certain antisymmetry, if there is a minus sign factor associated with an element in  $\text{Ker}\phi$  found by the algorithm, then the resulted tensor products can be concluded as zero, without any numerical calculations. A simple example is the product  $A_{i_1 i_2} B_{i_1 i_2}$ , where  $A$  is antisymmetric and  $B$  is symmetric, resulting a vanishing contraction by symmetry. Further applications of the present classification theory and graphical canonicalization algorithms in automatic derivation and simplification of general tensor product expressions, in particular, the exploration of the use of the automorphism group  $\text{Ker}\phi$  and permutation symmetry group  $\mathcal{G}(\Omega_E(\pi))$ , will be presented in future.

- <sup>1</sup>A. Szabo and N. S. Ostlund, *Modern Quantum Chemistry: Intro to Advanced Electronic Structure Theory* (Dover publications, 1996).
- <sup>2</sup>C. L. Janssen and H. F. Schaefer, *Theoretica chimica acta* **79**, 1 (1991).
- <sup>3</sup>S. Hirata, *The Journal of Physical Chemistry A* **107**, 9887 (2003).
- <sup>4</sup>R. Portugal, *Journal of Physics A: Mathematical and General* **32**, 7779 (1999).
- <sup>5</sup>R. Portugal and B. Svaiter, arXiv preprint math-ph/0107031 (2001).
- <sup>6</sup>L. Manssur, R. Portugal, and A. G. Vargas, arXiv preprint math-ph/0107032.

- <sup>7</sup>L. R. Manssur, R. Portugal, and B. Svaiter, *International Journal of Modern Physics C* **13**, 859 (2002).
- <sup>8</sup>L. Manssur and R. Portugal, *Computer physics communications* **157**, 173 (2004).
- <sup>9</sup>J. M. Martín-García, *Computer physics communications* **179**, 597 (2008).
- <sup>10</sup>B. E. Niehoff, *Computer Physics Communications* **228**, 123 (2018).
- <sup>11</sup>G. Butler, in *Computational Group Theory*, edited by M. D. Atkinson (Academic Press, 1984) pp. 283–290.
- <sup>12</sup>J. Paldus and J. Čížek, *Adv. Quantum Chem.* **9**, 105 (1975).
- <sup>13</sup>G. K.-L. Chan, *Wiley Interdisciplinary Reviews: Computational Molecular Science* **2**, 907 (2012).
- <sup>14</sup>R. Orús, *Annals of Physics* **349**, 117 (2014).
- <sup>15</sup>D. L. Kreher and D. R. Stinson, *Combinatorial algorithms: generation, enumeration, and search*, Vol. 7 (CRC press, 1998).
- <sup>16</sup>Á. Seress, *Permutation group algorithms*, Vol. 152 (Cambridge University Press, 2003).
- <sup>17</sup>D. F. Holt, B. Eick, and E. A. O’Brien, *Handbook of computational group theory* (Chapman and Hall/CRC, 2005).
- <sup>18</sup>B. D. McKay and A. Piperno, *Journal of Symbolic Computation* **60**, 94 (2014).
- <sup>19</sup>A. Piperno, arXiv preprint arXiv:0804.4881 (2008).
- <sup>20</sup>N. G. de Bruijn, *Journal of Combinatorial Theory* **2**, 418 (1967).
- <sup>21</sup>N. G. de Bruijn, *Nieuw Archief voor Wiskunde* **3**, 89 (1971).
- <sup>22</sup>G. Pólya, *Acta mathematica* **68**, 145 (1937).
- <sup>23</sup>J. H. Redfield, *American Journal of Mathematics* **49**, 433 (1927).
- <sup>24</sup>G. Butler, *Fundamental Algorithms for Permutation Groups (Lecture Notes in Computer Science)* (Springer, 1991).
- <sup>25</sup>E. M. Luks, *Journal of computer and system sciences* **25**, 42 (1982).
- <sup>26</sup>Wolfram Research, Inc., “Mathematica 9.0,” Champaign, IL, 2012.