

Physical Layer Network Coding in Molecular Two-Way Relay Networks

Maryam Farahnak Ghazani, Gholamali Aminian, Mahtab Mirmohseni, Amin Gohari and Masoumeh Nasiri Kenari
Department of Electrical Engineering, Sharif University of Technology, Tehran, Iran
Email: {farahnakghazani_maryam, aminian}@ee.sharif.edu, {mirmohseni, aminzadeh, mnasiri}@sharif.edu

Abstract—In traditional wireless networks, physical layer network coding (PNC) exploits the inverse additivity property of broadcast signals in the medium, an idea which is not directly applicable to molecular networks. In this paper, to make the natural XOR operation possible at the physical layer, we exploit the reaction of different molecule types and we propose a PNC scheme in diffusion-based molecular relay networks. For comparison, we consider the straightforward network coding (SNC) scheme in molecular networks. Assuming the ligand-receptor binding process at the receivers, we investigate the error performance of both schemes. It is observed that in addition to the simplicity of the proposed scheme, it improves the performance compared to the SNC scheme.

I. INTRODUCTION

Molecular communication (MC) has stimulated a great deal of interest in communications. There are different mechanisms for MC, among which diffusion is the most favourable, as it does not require any prior infrastructure [1]. In diffusion-based systems, information might be encoded into the concentration, type, or releasing time of the molecules. Some features in diffusion-based MC systems are similar to the traditional wireless communication systems. For example, using different molecule types for signalling is similar to using different carrier frequencies in wireless communication systems: both systems satisfy the superposition property. However, there are some specific features for diffusion-based systems: the signal in a diffusion-based system is positive and the noise is signal dependent. In addition, different molecule types can have reaction with each other, resulting an interaction among signals. In [2], this feature is considered for the first time to design a new modulation technique to mitigate the intersymbol interference (ISI).

In diffusion-based channels, because of the degradation and attenuation of molecules, a limited transmission distance between the transmitter and the receiver can be supported for a reliable communication [3]. Relaying is an approach to increase the range of communication. The relay network can be one-way or two-way. In a one-way molecular relay network, a nano-transmitter sends information to a nano-receiver using a nano-relay or multiple nano-relays. In a two-way molecular relay network, two nano-transceivers transmit their information to each other through a nano-relay.

For one-way relaying in traditional wireless networks, two basic strategies are decode-and-forward (DF) and amplify-and-forward (AF). DF relaying strategy in MC is considered in [4],

[5] and AF relaying in MC is studied in [6]. In [3], sense-and-forward relaying strategy is proposed for bacteria-based MC. In [7], using the time-dependent molecular concentration as the modulation method, a relaying scheme is proposed. Multi-hop relay scenario is considered in [8].

For two-way communications in traditional wireless networks, due to the broadcast nature, network coding can be used by the relay node to improve the throughput of the system. Two main classes of network coding schemes in traditional wireless networks are straightforward network coding (SNC) and physical layer network coding (PNC) [9]. In SNC, the transceivers send their messages in two time slots to the relay and the relay sends the bitwise XOR of the messages in the next time slot. In PNC, the transceivers send their messages in one time slot which by cancelling out/adding to each other in the communication medium, a physical layer XOR is performed. Hence, PNC in comparison to SNC decreases the number of time slots needed for two-way communications. It is also shown that PNC has lower bit error rate compared to SNC [9]. Certainly, it is possible to use two orthogonal channels, e.g., two distinct frequencies, for the two transceivers in SNC scheme to decrease the number of time slots. However, PNC uses less resources and is simpler to implement. Similar to wireless networks, in MC networks, the transmitters have the inherent effect of broadcasting, since the molecules diffuse in the environment. Hence, network coding can be used to improve the throughput of the system, which is studied in [10], [11]. In these papers, the relay uses an XOR logic gate [12], at the molecular level, to XOR the messages of the two transceivers. This network coding scheme is parallel to the SNC in traditional wireless networks. In [10], the rate-delay tradeoff with network coding has been investigated. The error probability of this scenario has been studied in [11].

In this paper, we propose a new network coding scheme parallel to the PNC in traditional wireless networks. PNC in traditional wireless networks is based on the fact that the signals can be negative and can cancel out each other directly when adding in the environment. Since in MC, the transmitted signals cannot be negative, we use an inherent feature of these systems, i.e., the molecular reaction, to cancel out the signals to propose a PNC scheme. In MC networks, the concentration of molecules can be reduced directly by the reaction of different molecule types as in [2]. We make use of the reaction of molecules in the environment to obtain

the physical layer XOR. This method helps to decrease the complexity of the relay node as there is no need to implement XOR gate at the relay.

For the reception process, we assume the ligand-receptor binding process at the receivers due to its common prevalence throughout biological cells [1]. Our main contributions are as follows:

- We propose a PNC scheme based on the reaction of different molecule types from the two transmitters. We investigate the error performance of the scheme and derive a closed form formula for the probability of error.
- Since there is no work considering the SNC with the ligand-receptors, we derive the error probability of the SNC for comparison.

This paper is organized as follows: in Section II, we present the system model. In Section III, we describe the proposed network coding scheme and compare it with the SNC scheme. In Section IV, the error performance of the two scenarios is investigated. Section V includes the numerical results, and finally concluding remarks are given in Section VI.

II. SYSTEM MODEL

Consider a diffusion-based nano-network consisting of three nano-transceivers that can transmit and receive information. A two-way communication between two nano-transceivers is established by a nano-relay. The transceiver T_1 sends information bits to the transceiver T_2 and vice versa through the relay R , while different molecule types are used by T_1 and T_2 . The distances of the relay from the transceivers T_1 and T_2 are d_1 and d_2 , respectively. We assume that the time is slotted with duration T_s and T_1 and T_2 use the on-off keying (OOK) modulation for transmitting, i.e., each transmitter releases a burst of molecules to send the information bit 1 at the beginning of each time slot and stays silent to send the information bit 0. We use the large scale model for the diffusion of molecules, based on Ficks second law of diffusion. According to this model, if a nano-transmitter releases N_m molecules, the concentration of molecules at distance r from the transmitter at time $t > 0$ for 3-D diffusion can be obtained as [13]:

$$C(r, t) = \frac{N_m}{(4\pi Dt)^{3/2}} e^{-\frac{r^2}{4Dt}}, \quad (1)$$

where D is the diffusion coefficient of the molecules. We define $h_D(r, t)$ as follows:

$$h_D(r, t) = \frac{1}{(4\pi Dt)^{3/2}} e^{-\frac{r^2}{4Dt}}. \quad (2)$$

Hence, $C(r, t) = N_m h_D(r, t)$.

The messages of the transceivers T_1 and T_2 are M_1 and M_2 , respectively, which are chosen uniformly and independently from $\{0, 1\}$. In the first time slot, T_1 and T_2 send their messages to the relay. Let X_i be the number of molecules sent by the transceiver T_i . According to the OOK modulation, the transceivers T_1 and T_2 release $N_m^{T_1}$ and $N_m^{T_2}$ molecules of type 1 and 2, respectively, to send the information bit 1 and stay silent to send the information bit 0, i.e., $X_i = M_i N_m^{T_i}$.

Without network coding, the relay needs two time slots to forward M_1 and M_2 to the transceivers. Therefore, three time slots are needed for the two transceivers to send their messages to each other. Using network coding, only two time slots are needed (Fig. 1) and the relay transmits the message M_R to both transmitters generated based on network coding in the second time slot. The relay node can transmit its message using the molecule type of T_1 or T_2 or a completely different molecule type. As mentioned in [4], using the same molecule type in T_1 (or T_2) and the relay causes self-interference, which is a performance limiting effect in relaying. To avoid self-interference, we assume that the relay uses molecule type 3 for forwarding. Each transceiver, having access to its transmitted bits, uses this side information in its decoding process.

For the receiving process, we consider the ligand-receptor binding process at the receivers of T_1 , T_2 and the relay. We assume that the relay has N_1^R and N_2^R receptors of type 1 and 2 to receive the molecules of type 1 and 2, respectively, and the transceiver T_i has N^{T_i} receptors of type 3 to receive the molecules of type 3. The association and dissociation rates of the molecule type i to the receptors of its type are γ_i and κ_i , respectively. If there are molecules of another type in the environment, they block the receptors. We assume $\gamma_i^{\text{Block},j}$ and $\kappa_i^{\text{Block},j}$ as the blocking and unblocking rates, respectively, of the receptor type i by the molecules of type j . The probability of binding of molecule type i to the receptors of its type at a receiver with ligand-receptors can be obtained as [14]

$$p_{b_i} = \frac{C_i^k + C_{ne_i}^k}{C_i^k + C_{ne_i}^k + \frac{K_{D_i}}{K_{D_i}^{\text{Block},j}} (C_j^k + C_{ne_j}^k) + K_{D_i}}, \quad (3)$$

where $K_{D_i} = \frac{\kappa_i}{\gamma_i}$ and $K_{D_i}^{\text{Block},j} = \frac{\kappa_i^{\text{Block},j}}{\gamma_i^{\text{Block},j}}$ are the dissociation constants, C_i^k is the received concentration of type i at the k -th time slot and $C_{ne_i}^k$ is the concentration of the environment noise for the molecules of type i at the k -th time slot. We model the ISI by a q -slot memory in the channel. Hence, the received concentration at the k -th time slot at the receiver is as follows:

$$C_i^k = \sum_{l=1}^q X_i^{k-l+1} h_{D_i}(d, l \times T_s), \quad i = 1, 2, \quad (4)$$

where X_i^{k-l+1} is the number of sent molecules of type i at the $(k-l+1)$ -th slot and d is the distance between the transmitter and the receiver. In error performance analysis in Section IV, we assume that there is no ISI for simplicity. This assumption is relevant when assuming that there is an enzyme in the environment, which removes those molecules that do not bind to the receptors in the current time slot, and hence will not interfere with molecules from the next time slot [15]. However, we provide some numerical examples for the ISI case in Section V. Further, we do not take the environment noise into account.

III. PROPOSED NETWORK CODING SCHEME

In the SNC scheme, the relay decodes the messages of both transceivers and forwards the XOR of the decoded messages

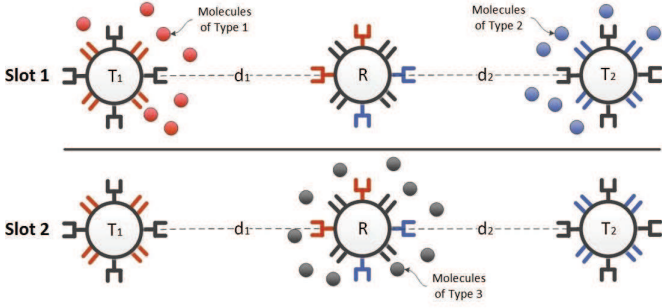


Fig. 1: A two-way communication in molecular relay network using network coding

to the transceivers. Each transceiver decodes the message of the relay and by XORing the decoded message and its own transmitted message finds the message sent by the other layer XOR. That is, the relay implicitly decodes the XOR of the messages $M_R = M_1 \oplus M_2$ as \hat{M}_R and sends it to the transceivers using molecule type 3. The transceiver T_i decodes the message of the relay as \hat{M}^{R_i} . There exist two error events at each transceiver:

Throughout this paper, we consider the average bit error probability (Avg-BEP) as

$$\text{Avg-BEP} = \frac{P_{e_1} + P_{e_2}}{2}. \quad (7)$$

In the following, we first investigate the error probabilities of the reaction-based PNC scheme. Then, using the same approach, we derive the error probabilities of the SNC scheme.

A. Error Performance of the Reaction-Based PNC

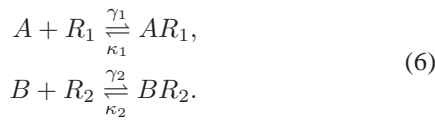
The concentrations of molecules of type 1 and 2 at the relay are $M_1 N_m^{T_1} h_{D_1}(d_1, t)$ and $M_2 N_m^{T_2} h_{D_2}(d_2, t)$, respectively, at any time $t > 0$. We assume that $N_m^{T_1}$ and $N_m^{T_2}$ are chosen such that almost equal number of molecules arrive at the relay when both transceivers send the information bit 1, to make almost all molecules react with each other and have a physical layer XOR. That is, the relay implicitly decodes the XOR of the messages $M_R = M_1 \oplus M_2$ as \hat{M}_R and sends it to the transceivers using molecule type 3. The transceiver T_i decodes the message of the relay as \hat{M}^{R_i} . There exist two error events at each transceiver:

- i. E_R : M_R is decoded with error at the relay ($\hat{M}_R \neq M_R$).
- ii. $E^{\hat{R}_i}$: The i -th transceiver decodes the message of the relay with error ($\hat{M}^{R_i} \neq \hat{M}_R$).

The probabilities of the first and the second events are shown by $P(E_R)$ and $P(E^{\hat{R}_i})$, respectively. Define $P_e^R(m_1, m_2) = P(E_R | m_1, m_2)$ and $P_e^{\hat{R}_i}(m_R) = P(E^{\hat{R}_i} | m_R)$. Hence, the total probability of error at the transceiver T_i is

$$\begin{aligned} P_{e_i} &= P(\hat{M}^{R_i} = \hat{M}_R, \hat{M}_R \neq M_R) \\ &\quad + P(\hat{M}^{R_i} \neq \hat{M}_R, \hat{M}_R = M_R) \\ &= P(E_R)(1 - P(E^{\hat{R}_i} | E_R)) + (1 - P(E_R))P(E^{\hat{R}_i} | E_R^c) \\ &= \frac{1}{4} \sum_{m_1, m_2 \in \{0,1\}} \left[P(E_R | m_1, m_2)(1 - P(E^{\hat{R}_i} | m_1, m_2, E_R)) \right. \\ &\quad \left. + (1 - P(E_R | m_1, m_2))P(E^{\hat{R}_i} | m_1, m_2, E_R^c) \right] \\ &= \frac{1}{4} \sum_{m_1, m_2 \in \{0,1\}} \left[P_e^R(m_1, m_2)(1 - P_e^{\hat{R}_i}(\overline{m_1 \oplus m_2})) \right. \\ &\quad \left. + (1 - P_e^R(m_1, m_2))P_e^{\hat{R}_i}(m_1 \oplus m_2) \right], \quad (8) \end{aligned}$$

where $\gamma_{AB} \geq 0$ is the reaction rate of the molecules A and B . The molecule AB does not bind to the receptors of the relay. The molecules of type i react with the receptors of the i -th type, at the relay, referred to as R_i by reversible reactions as follows:



A and B are chosen such that $\gamma_{AB} \gg \gamma_1, \gamma_2$. Hence, if both messages of the transmitters are 1, both molecules A and B arrive at the relay and react with each other as in (5). As a result, the concentrations of both molecules decrease in the environment and almost no molecule binds to the receptors of the relay. When only A or B arrives at the relay, it binds to the receptors and the relay sends molecule type 3 in the next time slot. Hereby, we make a physical layer XOR based on the reaction of the molecules.

IV. ERROR PERFORMANCE ANALYSIS

In this section, we evaluate the error performance of the PNC and SNC schemes. We derive the probabilities of error at the transceivers T_1 and T_2 , noted by P_{e_1} and P_{e_2} , respectively.

for $i = 1, 2$. Let $M^{T_i} = M_R M_i$. Hence, the probability of binding for the receptor type i at the relay is

$$p_{b_i}^{R, \text{PNC}}(m^{T_i}) = \frac{m^{T_i} N_m^{T_i} h_{D_i}(d_i, T_s)}{m^{T_i} N_m^{T_i} h_{D_i}(d_i, T_s) + K_{D_i}}, \quad (9)$$

for $i = 1, 2$. Let Y_i^R be the number of bound molecules of type i at the relay. Conditional distribution of Y_i^R , given $M^{T_i} = m^{T_i}$, is Binomial $\left(N_i^R, p_{b_i}^{R, \text{PNC}}(m^{T_i}) \right)$. Hence,

$$\begin{aligned} P\{Y_i^R = y_i^R | M^{T_i} = m^{T_i}\} &= \\ &\binom{N_i^R}{y_i^R} \left(p_{b_i}^{R, \text{PNC}}(m^{T_i}) \right)^{y_i^R} \left(1 - p_{b_i}^{R, \text{PNC}}(m^{T_i}) \right)^{N_i^R - y_i^R}, \quad (10) \end{aligned}$$

TABLE I: Messages and number of molecules sent by the relay in the reaction-based network coding

M_1	M_2	M^{T_1}	M^{T_2}	\hat{M}_R	X_R
0	0	0	0	0	0
1	0	1	0	1	$\hat{M}^{T_1} N_m^R$
0	1	0	1	1	$\hat{M}^{T_2} N_m^R$
1	1	0	0	0	0

for $i = 1, 2$. When $m^{T_i} = 0$, we have

$$P\{Y_i^R = y_i^R | M^{T_i} = m^{T_i}\} = \delta[y_i^R], \quad i = 1, 2, \quad (11)$$

since $p_{b_i}^{R,PNC} = 0$.

The i -th receptor group at the relay decodes M^{T_i} as \hat{M}^{T_i} and according to the OOK modulation, sends N_m^R molecules of type 3 if $\hat{M}^{T_i} = 1$ and stays silent if $\hat{M}^{T_i} = 0$. Each receptor group i uses a threshold, $\tau_i^{R,PNC}$, to decode M^{T_i} : if Y_i^R is lower than $\tau_i^{R,PNC}$, then M^{T_i} is decoded as $\hat{M}^{T_i} = 0$; otherwise, M^{T_i} is decoded as $\hat{M}^{T_i} = 1$. Using maximum-a-posteriori (MAP) decision method, the optimum value of $\tau_1^{R,PNC}$ is obtained as follows:

$$\begin{aligned} P(M^{T_1} = 1)P\{y_1^R | M^{T_1} = 1\} &\stackrel{\hat{M}^{T_1}=1}{\geq} \\ P(M^{T_1} = 0)P\{y_1^R | M^{T_1} = 0\} &= P(M^{T_1} = 0)\delta[y_1^R]. \end{aligned} \quad (12)$$

Now Since

$$\begin{aligned} P(M^{T_1} = 1) &= P(M_1 = 1, M_2 = 0) = \frac{1}{4}, \\ P(M^{T_1} = 0) &= P(M_1 = 0, M_2 = 0) + P(M_1 = 0, M_2 = 1) \\ &\quad + P(M_1 = 1, M_2 = 1) = \frac{3}{4}, \end{aligned} \quad (13)$$

we obtain $\tau_1^{R,PNC} = 0$. Similarly, we obtain $\tau_2^{R,PNC} = 0$.

We define E^{T_i} as the event $\{\hat{M}^{T_i} \neq M^{T_i}\}$. Hence, $P(E^{T_i})$ is the probability of error when M^{T_i} is decoded with error at the relay. Note that, because of neglecting the presence of the noise, $M^{T_i} = 0$ is decoded without error at the relay. Define $P_e^{T_i}(m^{T_i}) = P(E^{T_i} | m^{T_i})$. Hence,

$$\begin{aligned} P_e^{T_i}(0) &= P\{Y_i^R > \tau_i^{R,PNC} | M^{T_i} = 0\} = 0, \\ P_e^{T_i}(1) &= P\{Y_i^R \leq \tau_i^{R,PNC} | M^{T_i} = 1\} \\ &= \left(1 - p_{b_i}^{R,PNC}(1)\right)^{N_i^R}, \end{aligned} \quad (14)$$

for $i = 1, 2$. Let X_R be the number of molecules released by the relay. According to the error probabilities at each receptor group at the relay, $X_R = 0$ when the transceivers send the same messages and $X_R = N_m^R$ when one of the transceivers send information bit 1 and the corresponding receptor group at the relay decodes it correctly (Table I). Block diagram of the system is shown in Fig. 2.

When $(M_1, M_2) \in \{(0, 0), (1, 1)\}$, M^{T_1} and M^{T_2} equal to zero and are decoded without error at the relay. Hence, M_R

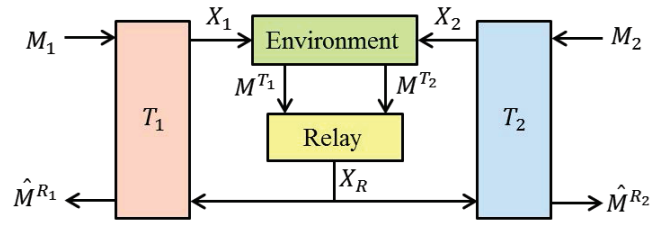


Fig. 2: Block diagram of the system with reaction-based PNC

is decoded without error at the relay and $P_e^R = 0$. When $(M_1, M_2) = (1, 0)$, we have $M^{T_1} = 1$ and $M^{T_2} = 0$. Hence, M^{T_2} is decoded without error at the relay and we get $P_e^R = P_e^{T_1}$. Similarly, when $(M_1, M_2) = (0, 1)$, we get $P_e^R = P_e^{T_2}$. Hence,

$$\begin{aligned} P_e^R(0, 0) &= P_e^R(1, 1) = 0, \\ P_e^R(1, 0) &= P_e^{T_1}(1) = \left(1 - p_{b_1}^{R,PNC}(1)\right)^{N_1^R}, \\ P_e^R(0, 1) &= P_e^{T_2}(1) = \left(1 - p_{b_2}^{R,PNC}(1)\right)^{N_2^R}. \end{aligned} \quad (15)$$

The probability of binding for the receptors at the transceiver T_i can be obtained as

$$p_b^{T_i}(\hat{m}_R) = \frac{\hat{m}_R N_m^R h_{D_3}(d_i, T_s)}{\hat{m}_R N_m^R h_{D_3}(d_i, T_s) + K_{D_3}}, \quad i = 1, 2. \quad (16)$$

Let Y^{T_i} be the number of bound molecules at the transceiver T_i . Conditional distribution of Y^{T_i} , given $\hat{M}_R = \hat{m}_R$ is Binomial($N^{T_i}, p_b^{T_i}(\hat{m}_R)$) similar to (10). When $\hat{m}_R = 0$, since $p_b^{T_i} = 0$, we have

$$P\{Y^{T_i} = y^{T_i} | \hat{M}_R = \hat{m}_R\} = \delta[y^{T_i}], \quad i = 1, 2. \quad (17)$$

Each transceiver T_i uses a threshold, τ^{T_i} , to decode \hat{M}_R . Using MAP decision method, the optimum value of the threshold τ^{T_i} is obtained as follows:

$$\begin{aligned} P(\hat{M}_R = 1)P\{y^{T_1} | \hat{M}_R = 1\} &\stackrel{\hat{M}^{R_1}=1}{\geq} \\ P(\hat{M}_R = 0)P\{y^{T_1} | \hat{M}_R = 0\} &= P(\hat{M}_R = 0)\delta[y^{T_1}]. \end{aligned} \quad (18)$$

Moreover, we have:

$$\begin{aligned} P(\hat{M}_R = 0) &= \frac{1}{4} [2 + P_e^R(0, 1) + P_e^R(1, 0)], \\ P(\hat{M}_R = 1) &= \frac{1}{4} [2 - P_e^R(0, 1) - P_e^R(1, 0)]. \end{aligned} \quad (19)$$

Hence, $P(\hat{M}_R = 0) \geq P(\hat{M}_R = 1)$ and therefore, the equation (18) results in $\tau^{T_1} = 0$. Similarly, we obtain $\tau^{T_2} = 0$ at the transceiver T_2 . Hence,

$$\begin{aligned} P_e^{\hat{R}_i}(0) &= P\{Y^{T_i} > \tau^{T_i} | \hat{M}_R = 0\} = 0, \\ P_e^{\hat{R}_i}(1) &= P\{Y^{T_i} \leq \tau^{T_i} | \hat{M}_R = 1\} = \left(1 - p_b^{T_i}(1)\right)^{N^{T_i}}, \end{aligned} \quad (20)$$

for $i = 1, 2$. Substituting (20) and (15) in (8) we obtain

$$P_{e_i}^{\text{PNC}} = \frac{1}{2} \left(1 - p_b^{T_i}(1)\right)^{N^{T_i}} + \frac{1}{4} \left[1 - \left(1 - p_b^{T_i}(1)\right)^{N^{T_i}}\right] \times \left[\left(1 - p_{b_1}^{R,\text{PNC}}(1)\right)^{N_1^R} + \left(1 - p_{b_2}^{R,\text{PNC}}(1)\right)^{N_2^R} \right], \quad (21)$$

for $i = 1, 2$, and thus the Avg-BEP can be obtained from (7).

B. Error Performance of the SNC

In this scenario, the relay decodes the message of each transceiver as \hat{M}_1 and \hat{M}_2 and sends the message $M_R = \hat{M}_1 \oplus \hat{M}_2$ to the transceivers. Same as PNC, the relay transmits N_m^R molecules of type 3 if $M_R = 1$ and stays silent if $M_R = 0$. The probability of error corresponding to erroneously decoding the message of the relay at the transceivers can be obtained from the previous scenario as (20). Here, we define E_R as the event $\{M_R \neq M_1 \oplus M_2\}$. Hence, $P(E_R)$ is the probability of error at the relay. The total probability of error at the transceiver T_i can be obtained similar to the previous scenario as (8). In the following, we compute $P_e^R(m_1, m_2) = P(E_R|m_1, m_2)$ for this scenario.

The probability of binding for the receptor type i at the relay can be obtained as

$$p_{b_i}^{R,\text{SNC}}(m_1, m_2) = \frac{m_i N_m^{T_i} h_{D_i}(d_i, T_s)}{m_i N_m^{T_i} h_{D_i}(d_i, T_s) + \frac{K_{D_i}}{K_{\text{Block},j}} m_j N_m^{T_j} h_{D_j}(d_j, T_s) + K_{D_i}}, \quad (22)$$

for $i = 1, 2$, where $j \in \{1, 2\}$ and $j \neq i$. Similar to the previous scenario, conditional distribution of Y_i^R , given $M_1 = m_1$ and $M_2 = m_2$ is Binomial $\left(N_i^R, p_{b_i}^{R,\text{SNC}}(m_1, m_2)\right)$. When $m_i = 0$, since $p_{b_i}^{R,\text{SNC}} = 0$, we have

$$P\{Y_i^R = y_i^R | M_1 = m_1, M_2 = m_2\} = \delta[y_i^R], \quad i = 1, 2. \quad (23)$$

The decoding of the message M_i at the relay is done using threshold $\tau_i^{R,\text{SNC}}$: if Y_i^R is lower than $\tau_i^{R,\text{SNC}}$, then M_i is decoded as $\hat{M}_i = 0$; otherwise, it is decoded as $\hat{M}_i = 1$. Similar to the previous scenario, we obtain the optimum values of the thresholds $\tau_1^{R,\text{SNC}}$ and $\tau_2^{R,\text{SNC}}$ using MAP decision method as $\tau_1^{R,\text{SNC}} = \tau_2^{R,\text{SNC}} = 0$. We define E^{T_i} as the event $\{\hat{M}_i \neq M_i\}$ and thus, $P(E^{T_i})$ is the probability of error when M_i is decoded with error at the relay. Define $P_e^{T_i}(m_1, m_2) = P(E^{T_i}|m_1, m_2)$. Hence,

$$\begin{aligned} P_e^{T_1}(0, m_2) &= P\{Y_1^R > \tau_1^{R,\text{SNC}} | M_1 = 0, M_2 = m_2\} = 0, \\ P_e^{T_1}(1, m_2) &= P\{Y_1^R \leq \tau_1^{R,\text{SNC}} | M_1 = 1, M_2 = m_2\} \\ &= \left(1 - p_{b_1}^{R,\text{SNC}}(1, m_2)\right)^{N_1^R}. \end{aligned} \quad (24)$$

$P_e^{T_2}$ can be obtained similarly. Due to the XOR function property, the event E_R is equivalent to the event that one of the messages M_1 or M_2 is decoded with error at the relay. Hence,

$$P_e^R(m_1, m_2) = P_e^{T_1}(m_1, m_2) \left(1 - P_e^{T_2}(m_1, m_2)\right) + P_e^{T_2}(m_1, m_2) \left(1 - P_e^{T_1}(m_1, m_2)\right). \quad (25)$$

Substituting $P_e^{T_1}$ and $P_e^{T_2}$ in (25) we can obtain P_e^R as follows:

$$\begin{aligned} P_e^R(0, 0) &= 0, \\ P_e^R(1, 0) &= \left(1 - p_{b_1}^{R,\text{SNC}}(1, 0)\right)^{N_1^R}, \\ P_e^R(0, 1) &= \left(1 - p_{b_2}^{R,\text{SNC}}(0, 1)\right)^{N_2^R}, \\ P_e^R(1, 1) &= \left(1 - p_{b_1}^{R,\text{SNC}}(1, 1)\right)^{N_1^R} + \left(1 - p_{b_2}^{R,\text{SNC}}(1, 1)\right)^{N_2^R} \\ &\quad - 2 \left(1 - p_{b_1}^{R,\text{SNC}}(1, 1)\right)^{N_1^R} \left(1 - p_{b_2}^{R,\text{SNC}}(1, 1)\right)^{N_2^R}. \end{aligned} \quad (26)$$

Substituting (26) and (20) in (8) we obtain $P_{e_i}^{\text{SNC}}$, $i = 1, 2$, as

$$P_{e_i}^{\text{SNC}} = \frac{1}{2} \left(1 - p_b^{T_i}(1)\right)^{N^{T_i}} + \frac{1}{4} \left[1 - \left(1 - p_b^{T_i}(1)\right)^{N^{T_i}}\right] \times \left[\left(1 - p_{b_1}^{R,\text{SNC}}(1, 0)\right)^{N_1^R} + \left(1 - p_{b_2}^{R,\text{SNC}}(0, 1)\right)^{N_2^R} + \left(1 - p_{b_1}^{R,\text{SNC}}(1, 1)\right)^{N_1^R} + \left(1 - p_{b_2}^{R,\text{SNC}}(1, 1)\right)^{N_2^R} - 2 \left(1 - p_{b_1}^{R,\text{SNC}}(1, 1)\right)^{N_1^R} \left(1 - p_{b_2}^{R,\text{SNC}}(1, 1)\right)^{N_2^R} \right]. \quad (27)$$

Remark: Comparing (21) and (27), it can be seen that the Avg-BEP of the PNC scheme is lower than or equal to the Avg-BEP of the SNC: since $p_{b_i}^{T_i}$ is the same for the two scenarios, the terms in the first lines of (21) and (27) are the same; the terms in the second line of (21) are lower than those in (27) according to the fact that $p_{b_1}^{R,\text{PNC}}(1) \geq p_{b_1}^{R,\text{SNC}}(1, 0)$ and $p_{b_2}^{R,\text{PNC}}(1) \geq p_{b_2}^{R,\text{SNC}}(0, 1)$ due to the blocking effect in the SNC scheme; the sum of the other terms at (27) is $P_e^R(1, 1) \geq 0$. Hence, we conclude that $P_{e_i}^{\text{PNC}}$ is lower than or equal to $P_{e_i}^{\text{SNC}}$ for $i = 1, 2$.

V. SIMULATION AND NUMERICAL RESULTS

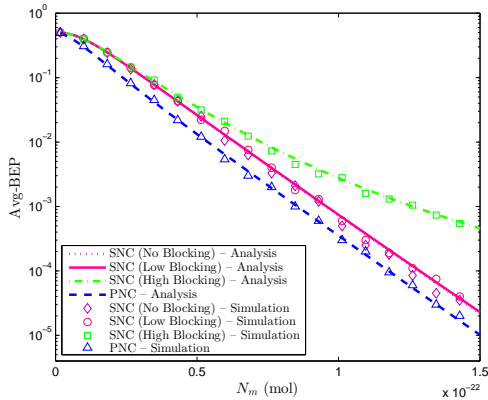
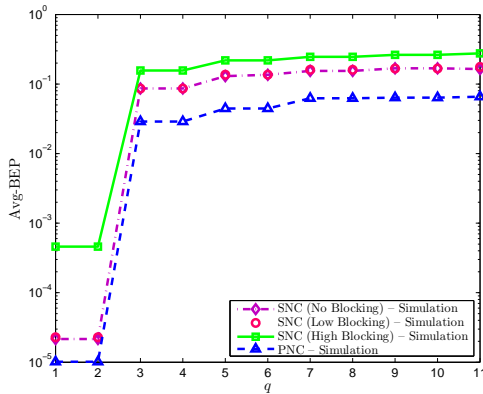
In this section, we evaluate the Avg-BEP for the two scenarios. We consider the parameters in Table II (consistent with prior works [14], [16]). The time slot is chosen such that the concentration of molecules at the receivers is maximum at that time. For the SNC scheme, we considered no blocking and two blocking cases as in [14].

Fig. 3 shows the Avg-BEP versus $N_m^{T_1} = N_m^{T_2} = N_m^R = N_m$ for the two scenarios without ISI using (7), (21), and (27) along with the Avg-BEP using simulation. It is observed that the Avg-BEPs using the derived equations match the results achieved by simulation. Comparing the two schemes, it can be seen that the reaction-based PNC scheme outperforms the SNC scheme in all blocking cases.

Fig. 4 shows the Avg-BEP versus the channel memory for the two scenarios using adaptive threshold. Here, we assume $N_m^{T_1} = N_m^{T_2} = N_m^R = 1.5 \times 10^{-22}$ mol. It can be observed that for non-ideal receiver, the error performance substantially reduces with ISI and needs an ISI mitigating technique such as using enzymes [15]. Note that, since the molecules of type 1 and 2 are released in odd time slots and the molecules of

TABLE II: Simulation Parameters

Parameter	Value
D_1, D_2, D_3	$10^{-9} \text{ m}^2/\text{s}$
d_1, d_2	$100 \text{ } \mu\text{m}$
N^{T_1}, N^{T_2}	500
N_1^R, N_2^R	250
$\gamma_1, \gamma_2, \gamma_3$	$4 \times 10^5 \text{ (mole/litre)}^{-1} \text{ min}^{-1}$
$\kappa_1, \kappa_2, \kappa_3$	0.1 min^{-1}
$\gamma_1^{\text{Block},2}, \gamma_2^{\text{Block},1}$ (Low Blocking)	$3 \times 10^5 \text{ (mole/litre)}^{-1} \text{ min}^{-1}$
$\kappa_1^{\text{Block},2}, \kappa_2^{\text{Block},1}$ (Low Blocking)	0.1 min^{-1}
$\gamma_1^{\text{Block},2}, \gamma_2^{\text{Block},1}$ (High Blocking)	$5 \times 10^5 \text{ (mole/litre)}^{-1} \text{ min}^{-1}$
$\kappa_1^{\text{Block},2}, \kappa_2^{\text{Block},1}$ (High Blocking)	0.01 min^{-1}
T_s	1.67 s


 Fig. 3: Avg-BEP with respect to $N_m^{T_1} = N_m^{T_2} = N_m^R = N_m$ for the two scenarios without ISI ($q = 1$).

 Fig. 4: Avg-BEP with respect to q for the two scenarios with $N_m^{T_1} = N_m^{T_2} = N_m^R = 1.5 \times 10^{-22} \text{ mol}$.

type 3 are released in even time slots, Avg-BEP is the same for $q = 2k$ and $q = 2k + 1$, $k \in \mathbb{N}$.

VI. CONCLUSION

In this paper, we proposed the physical layer network coding (PNC) for molecular communication (MC) called the reaction-based PNC scheme, where we used different molecule types,

reacting with each other by a fast irreversible reaction. Hence, we made a physical layer XOR in this scenario without requiring an XOR gate at the relay. This results in a simple implementation for the proposed scheme. Considering the ligand-receptor binding process at the receivers, we investigated the error probabilities of the straightforward and the proposed network coding schemes. As expected and confirmed by simulations, the reaction-based scheme would decrease the overall error probability in two-way relay MC, while having less complexity.

VII. ACKNOWLEDGE

We would like to thank Dr. Atefeh Amerizadeh, for her helpful comments in possibility of molecular reactions.

REFERENCES

- [1] T. Nakano, A. W. Eckford, and T. Haraguchi, *Molecular communication*. Cambridge University Press, 2013.
- [2] N. Farsad and A. Goldsmith, "A novel molecular communication system using acids, bases and hydrogen ions," *arXiv:1511.08957*, 2015.
- [3] A. Einolghozati, M. Sardari, and F. Fekri, "Relaying in diffusion-based molecular communication," in *Information Theory Proceedings (ISIT), 2013 IEEE International Symposium on*, pp. 1844 – 1848, IEEE, 2013.
- [4] A. Ahmadzadeh, A. Noel, and R. Schober, "Analysis and design of two-hop diffusion-based molecular communication networks," in *2014 IEEE Global Communications Conference (GLOBECOM)*, pp. 2820–2825, IEEE, 2014.
- [5] A. Einolghozati, M. Sardari, and F. Fekri, "Decode and forward relaying in diffusion-based molecular communication between two populations of biological agents," in *Communications (ICC), 2014 IEEE International Conference on*, pp. 3975–3980, IEEE, 2014.
- [6] A. Ahmadzadeh, A. Noel, A. Burkovski, and R. Schober, "Amplify-and-forward relaying in two-hop diffusion-based molecular communication networks," in *2015 IEEE Global Communications Conference (GLOBECOM)*, IEEE, 2015.
- [7] X. Wang, M. D. Higgins, and M. S. Leeson, "Relay analysis in molecular communications with time-dependent concentration," *Communications Letters*, vol. 19, no. 11, pp. 1977–1980, 2015.
- [8] A. Ahmadzadeh, A. Noel, and R. Schober, "Analysis and design of multi-hop diffusion-based molecular communication networks," *Molecular, Biological and Multi-Scale Communications, IEEE Transactions on*, vol. 1, no. 2, pp. 144–157.
- [9] S. C. Liew, S. Zhang, and L. Lu, "Physical-layer network coding: Tutorial, survey, and beyond," *Physical Communication*, vol. 6, pp. 4–42, 2013.
- [10] B. D. Unluturk, D. Malak, and O. B. Akan, "Rate-delay tradeoff with network coding in molecular nanonetworks," *Nanotechnology, IEEE transactions on*, vol. 12, no. 2, pp. 120–128, 2013.
- [11] A. Aijaz, H. Aghvami, and M. R. Nakhai, "On error performance of network coding in diffusion-based molecular nanonetworks," *Nanotechnology, IEEE transactions on*, vol. 13, no. 5, pp. 871–874, 2014.
- [12] A. Credi, V. Balzani, S. J. Langford, and J. F. Stoddart, "Logic operations at the molecular level. an xor gate based on a molecular machine," *Journal of the American Chemical Society*, vol. 119, no. 11, pp. 2679–2681, 1997.
- [13] N. Farsad, H. B. Yilmaz, A. Eckford, C. B. Chae, and W. Guo, "A comprehensive survey of recent advancements in molecular communication," *IEEE Communications Surveys and Tutorials*, vol. PP, 2016.
- [14] G. Aminian, M. Farahnak Ghazani, M. Mirmohseni, M. Nasiri Kenari, and F. Fekri, "On the capacity of point-to-point and multiple-access molecular communications with ligand-receptors," *submitted to the IEEE Transactions on Molecular, Biological and Multi-Scale Communications*, *arXiv:1509.05877*, 2015.
- [15] A. Noel, K. C. Cheung, and R. Schober, "Improving receiver performance of diffusive molecular communication with enzymes," *NanoBioscience, IEEE Transactions on*, vol. 13, no. 1, pp. 31–43, 2014.
- [16] A. Einolghozati, M. Sardari, and F. Fekri, "Design and analysis of wireless communication systems using diffusion-based molecular communication among bacteria," *IEEE transactions on wireless communications*, vol. 12, no. 12, pp. 6096–6105, 2013.