

Multilingual Part-of-Speech Tagging with Bidirectional Long Short-Term Memory Models and Auxiliary Loss

Barbara Plank
University of Groningen
The Netherlands
b.plank@rug.nl

Anders Søgaard
University of Copenhagen
Denmark
soegaard@hum.ku.dk

Yoav Goldberg
Bar-Ilan University
Israel
yoav.goldberg@gmail.com

Abstract

Bi-directional long short-term memory (LSTM) networks have recently proven successful for various NLP sequence modeling tasks, but little is known about their reliance to input representations, target languages, data set size, and label noise. We address these issues and evaluate bi-LSTMs with word, character, and unicode byte embeddings for POS tagging. We compare bi-LSTMs to traditional POS taggers across languages and data sizes. We also present a novel bi-LSTM model, which combines the POS tagging loss function with an auxiliary loss function that accounts for rare words. The new model obtains state-of-the-art performance across 22 languages, and works especially well for morphologically complex languages. Our analysis suggests that bi-LSTMs are less sensitive to training data size and label corruptions (at small noise levels) than previously assumed.

1 Introduction

Recently, bidirectional long short-term memory networks (bi-LSTM) (Graves and Schmidhuber, 2005; Hochreiter and Schmidhuber, 1997) have been used for language modelling (Ling et al., 2015), POS tagging (Ling et al., 2015; Wang et al., 2015), transition-based dependency parsing (Ballesteros et al., 2015), fine-grained sentiment analysis (Liu et al., 2015), syntactic chunking (Huang et al., 2015), and semantic role labeling (Zhou and Xu, 2015). LSTMs are recurrent neural networks (RNNs) in which layers are designed to prevent vanishing gradients. Bi-directional LSTMs make a backward and forward pass through the sequence before passing on to

the next layer. For further details, see (Goldberg, 2015; Cho, 2015).

However, previous works are often limited in how they evaluate their models. This is probably a natural consequence of these models being new to the community, but we feel that the time is ripe for more thorough evaluation. We here focus on POS tagging, and one contribution of this paper is evaluating bi-LSTMs across multiple (22) languages, providing first results on non-Indoeuropean languages. In addition, we compare performance with representations at different levels of granularity (words, characters, and bytes). These levels of representation were previously introduced in different efforts (Chrupała, 2013; Zhang et al., 2015; Ling et al., 2015; Santos and Zadrožny, 2014; Gillick et al., 2015; Kim et al., 2015), but a comparative evaluation is missing.

Deep networks are often said to require large volumes of training data. We investigate to what extent bi-LSTMs are more sensitive to the amount of training data than standard POS taggers.

Finally, we introduce a novel model, a bi-LSTM trained with auxiliary loss. The model jointly predicts the POS and the log frequency of the next word. The intuition behind this model is that the auxiliary loss, being predictive of word frequency, helps on rare words. We indeed observe performance gains on rare and out-of-vocabulary words. These performance gains transfer into general performance gains for morphologically complex languages.

Contributions In this paper, we a) evaluate the effectiveness of different representations in bi-LSTMs, b) compare these models across a large set of languages and under varying conditions (data size, label noise) and c) propose a novel bi-LSTM model with auxiliary loss (LOGFREQ), which results in our overall best model.

2 Tagging with bi-LSTMs

Recurrent neural networks (RNNs) (Elman, 1990) allow the computation of fixed-size vector representations for word sequences of arbitrary length. An RNN is a function that reads in n vectors x_1, \dots, x_n and produces a vector h_n , that depends on the entire sequence x_1, \dots, x_n . The vector h_n is then fed as an input to some classifier, or higher-level RNNs in stacked/hierarchical models. The entire network is trained jointly such that the hidden representation captures the important information from the sequence for the prediction task.

A bi-directional recurrent neural network (bi-RNN) (Graves and Schmidhuber, 2005) is an extension of an RNN that reads the input sequence twice, from left to right and right to left, and the encodings are concatenated. A state vector v_i in this bi-RNN thus encodes information at position i and its entire sequential context. LSTMs (Hochreiter and Schmidhuber, 1997) are a variant of RNNs that replace the cells of RNNs with LSTM cells and work really well. Bi-LSTMs are the bi-RNN counterpart based on LSTMs.

Our basic bi-LSTM model takes as input word embeddings \vec{w} . In order to use subtoken information, we use a hierarchical bidirectional LSTM (Ling et al., 2015; Ballesteros et al., 2015). We compute subtoken-level (either characters \vec{c} or unicode byte \vec{b}) embeddings of words using a bi-LSTM at the lower level. This representation is then concatenated with the (learned) word embeddings vector \vec{w} which forms the input to the bi-LSTM at the next layer. This model, illustrated in Figure 1 (left), is inspired by Ballesteros et al. (2015).

In our novel model, cf. Figure 1 right, we train the bi-LSTM tagger to predict both the tags of the sequence, as well as a label that represents the log frequency of a token in the training data. Our combined cross-entropy loss is now: $L(\hat{y}_t, y_t) + L(\hat{y}_a, y_a)$, where t stands for a POS tag and a is the log frequency label, i.e., $a = \text{int}(\log(\text{freq}_{\text{train}}(w)))$. Combining this log frequency objective with the tagging task can be seen as an instance of multi-task learning in which the labels are predicted jointly. The idea behind this model is to make the representation predictive for frequency, which encourages the model to not share representations between common and rare words, thus benefiting the handling of rare tokens.

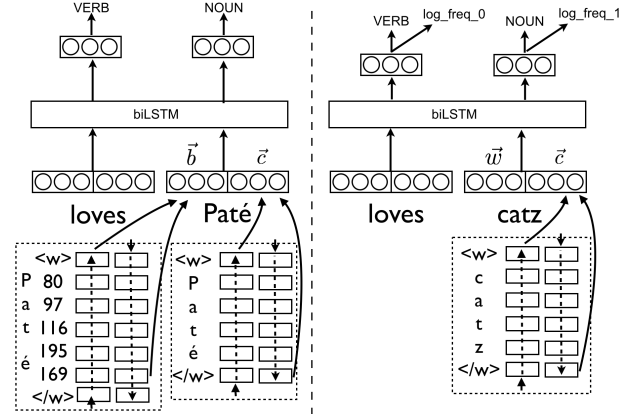


Figure 1: Left: bi-LSTM, illustrated with $\vec{b} + \vec{c}$ (byte and characters), for $\vec{w} + \vec{c}$ replace \vec{b} with words \vec{w} . Right: FREQBIN, our multi-task bi-LSTM that predicts at every time step the tag and the frequency class for the next token.

3 Experiments

All bi-LSTM models were implemented in CNN,¹ a flexible neural network library. For all models we use the same hyperparameters, which were set on English dev, i.e., SGD training with cross-entropy loss, no mini-batches, 20 epochs, default learning rate, 128 dimensions for word embeddings, 100 for character and byte embeddings, 100 hidden states and Gaussian noise with $\sigma=0.2$. As training is stochastic in nature, we use a fixed seed throughout. Embeddings are not initialized with pre-trained embeddings, except when reported otherwise. In that case we use off-the-shelf `polyglot` embeddings.² No further unlabeled data is considered in this paper. For reproducibility, all code is released at ANONYMIZED.

Taggers We want to compare POS taggers under varying conditions. We hence use three different types of taggers: our implementation of a bi-LSTM; TNT (Brants, 2000)—a second order HMM with suffix trie handling for OOVs; and a freely available CRF-based tagger. We use TNT as it was among the best performing taggers evaluated in Horsmann et al. (2015).³ We comple-

¹<https://github.com/clab/cnn>

²<https://sites.google.com/site/rmyeid/projects/polyglot>

³They found TreeTagger was closely followed by HunPos, a re-implementation of TnT, and Stanford and ClearNLP were lower ranked. In an initial investigation, we compared Tnt, HunPos and TreeTagger and found Tnt to be consistently better than Treetagger, Hunpos followed closely but crashed on some languages (e.g., Arabic).

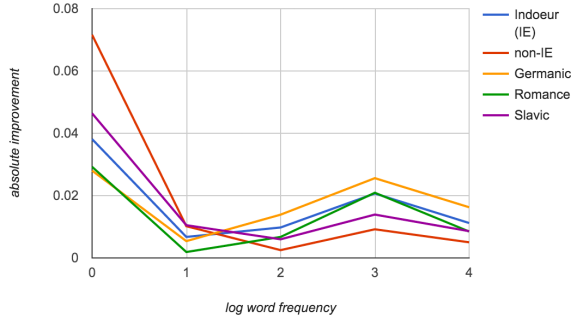


Figure 2: Absolute improvements of bi-LSTM ($\vec{w} + \vec{c}$) over TNT vs mean log frequency.

ment the NN-based and HMM-based tagger with a CRF tagger, using a freely available implementation (Plank et al., 2014)⁴ based on *crfsuite*.

3.1 Datasets

For the multilingual experiments, we use the data from Universal Dependencies v1.2 (Nivre et al., 2015) (17 POS). We consider all languages that have at least 60k tokens, resulting in 22 languages. We also report accuracies on WSJ (45 POS).

3.2 Results

Our results in Table 1 show that *Tnt* performs remarkably well across the 22 languages, closely followed by CRF. With respect to representations, our bi-LSTM model clearly benefits from character representations, especially for morphologically rich languages. The word+character model reaches the biggest improvement (more than +2% accuracy) on Hebrew and Slovene. Characters alone (\vec{c}) are remarkably effective. Initializing the word embeddings (+POLYGLOT) with off-the-shelf *polyglot* further improves accuracy. The only system we are aware of that evaluates on UD is Gillick et al. (2015) (last column). However, note that these results are not strictly comparable as they use the earlier UD version.

The overall best system is our multi-task bi-LSTM *FREQBIN*. While on macro average it is on par with the simple bi-LSTM, it obtains the best results on 13/22 languages, and it is particularly successful in predicting POS for OOV tokens (cf. Table 1 OOV ACC columns).

We examined RNNs and confirm the finding of Ling et al. (2015) that they performed worse than their LSTM counterparts. Finally, our tagger is very competitive on WSJ, cf. Table 2 (appendix).

⁴<https://bitbucket.org/lowlands>

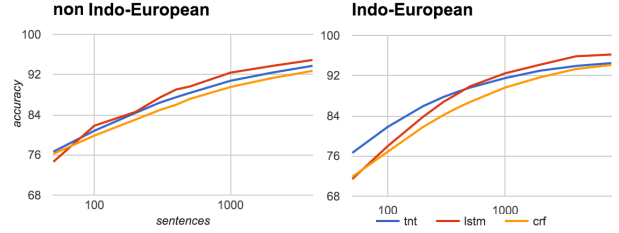


Figure 3: Amount of training data vs accuracy.

Rare words In order to evaluate the effect of modeling sub-token information, we examine accuracy rates at different frequency rates. Figure 2 shows absolute improvements in accuracy of BI-LSTM $\vec{w} + \vec{c}$ over mean log frequency, for different language families. We see that especially for Slavic and non-Indo-European languages, having high morphologic complexity, most of the improvement is obtained in the Zipfian tail. Rare tokens benefit from the sub-token representations.

Data set size Prior work mostly used large data sets when learning with neural network based approaches (Zhang et al., 2015). We evaluate how brittle such models are with respect to their more traditional counterparts. The learning curves in Figure 3 (and Fig. 4, appendix) show similar trends across language families.⁵ *Tnt* is better with little data, bi-LSTM and CRF are better with more data, and bi-LSTM always wins over CRF. The bi-LSTM model performs already surprisingly well after only 500 training instances. For non-Indoeuropean it is on par and above the other taggers with even less data (100 instances). This shows that the bi-LSTMs often needs more data than the generative model, but this is definitely less than what we had expected.

Label Noise We investigated the susceptibility of the models to noise, by artificially corrupting training labels. Our initial results show that at low noise rates, bi-LSTMs and TNT are affected similarly. Only at higher noise levels (more than 30% corrupted labels), bi-LSTMs are less robust. Upon acceptance, we will further elaborate on this.

4 Related Work

Character embeddings were first introduced by Sutskever et al. (2011) for language modeling. Early applications include text classification (Chrupała, 2013; Zhang et al., 2015). Re-

⁵We observe the same pattern with more, 40, iterations.

	BASELINES		BI-LSTM using:				+POLYGLOT		OOV ACC		BTS**
	TNT	CRF	$\vec{w} + \vec{c}$	\vec{c}	$\vec{c} + \vec{b}$	\vec{w}	bi-LSTM	FREQBIN	bi-LSTM	FREQBIN	
avg	94.61	94.27	96.08†	94.29	94.01	92.37	96.50	96.50	83.48	94.23	95.70
Indoeur.	94.70	94.58	96.24†	94.58	94.28	92.72	96.63	96.61	82.77	93.69	–
non-Indo.	94.57	93.62	95.70†	<u>93.51</u>	93.16	91.97	96.21	96.28	87.44	96.33	–
Germanic	93.27	93.21	94.97†	92.89	92.59	91.18	95.55	95.49	81.22	88.53	–
Romance	95.37	95.53	95.63†	94.76	94.49	94.71	96.93	96.93	81.31	96.42	–
Slavic	95.64	94.96	97.23†	<u>96.45</u>	<u>96.26</u>	91.79	97.42	97.43	86.66	96.91	–
ar	97.82	97.56	98.89	98.68	98.43	95.48	98.87	98.91	95.04	98.32	–
bg	96.84	96.36	98.25	97.89	97.78	95.12	98.23	97.97	87.40	97.37	97.84
cs	96.82	96.56	97.93	96.38	96.08	93.77	98.02	97.89	89.02	94.91	98.50
da	94.29	93.83	95.94	95.12	94.88	91.96	96.16	96.35	77.09	91.63	95.52
de	92.64	91.38	93.11	90.02	90.11	90.33	93.51	93.38	81.95	90.97	92.87
en	92.66	93.35	94.61	91.62	91.57	92.10	95.17	95.16	71.23	70.57	93.87
es	94.55	94.23	95.34	93.06	92.29	93.60	95.67	95.74	71.38	98.22	95.80
eu	93.35	91.63	94.91	92.48	92.72	88.00	95.38	95.51	79.87	95.02	–
fa	95.98	95.65	96.89	95.82	95.03	95.31	97.60	97.49	80.00	96.54	96.82
fi	93.59	90.32	95.18	90.25	89.15	87.95	95.74	95.85	86.34	96.93	95.48
fr	94.51	95.14	96.04	94.39	93.69	94.44	96.20	96.11	78.09	92.13	95.75
he	93.71	93.63	95.92	93.74	93.58	93.97	96.92	96.96	80.11	95.37	–
hi	94.53	96.00	96.64	93.40	92.99	95.99	96.97	97.10	81.19	94.78	–
hr	94.06	93.16	95.59	95.32	94.47	89.24	96.27	96.82	84.62	97.29	–
id	93.16	92.96	92.79	91.37	91.46	90.48	93.32	93.41	88.25	94.70	92.85
it	96.16	96.43	97.64	95.62	95.77	96.57	97.90	97.95	83.59	98.46	97.56
nl	88.54	90.03	92.07	89.11	87.74	84.96	92.82	93.30	76.62	79.23	–
no	96.31	96.21	97.77	95.87	95.75	94.39	98.06	98.03	92.05	97.78	–
pl	95.57	93.96	96.62	95.8	96.19	89.73	97.63	97.62	91.77	99.35	–
pt	96.27	96.32	97.48	95.96	96.2	94.24	97.94	97.90	92.16	96.87	–
sl	94.92	94.77	97.78	96.87	96.77	91.09	96.97	96.84	80.48	95.63	–
sv	95.19	94.45	96.30	95.57	95.5	93.32	96.60	96.69	88.37	96.02	95.57

Table 1: Tagging accuracies on UD 1.2 test sets. \vec{w} : words, \vec{c} : characters, \vec{b} : unicode bytes. Bold: best accuracy, †: best representation; underline: character only system that beats the baseline. +POLYGLOT: initializing with pre-trained embeddings. FREQBIN: our multi-task model. OOV ACC: accuracies on OOVs. BTS**: the results reported in Gillick et al. 2015 (not strictly comparable, they use UD v1.1).

cently, these representations were successfully applied to a range of structured prediction tasks. For POS tagging, Santos and Zadrozny (2014) were the first to propose character-based models. They use a convolutional neural network (CNN) and evaluated their model on English (PTB) and Portuguese, showing that the model achieves state-of-the-art performance close to taggers using a range of hand-crafted features. Ling et al. (2015) extend this line and compare a novel bi-LSTM model, learning word representations through character embeddings. They evaluate their model on a language modeling and POS tagging setup, and show that bi-LSTMs outperform the CNN approach of Santos and Zadrozny (2014). However, Ling et al. (2015)’s evaluation still focuses on Indoeuropean languages only. Similarly, Labeau et al. (2015) evaluate character embeddings for German. Bi-LSTMs for tagging are also reported in Wang et

al. (2015), however, they only explore word embeddings, orthographic information and evaluate on WSJ only. A related study is Cheng et al. (2015) who propose a multi-task RNN for named entity recognition, by jointly predicting the next token and current tokens name label. Our model is simpler, it uses a very coarse set of labels rather than integrating an entire language modeling task which is computationally more expensive.

5 Conclusions

We propose a novel multi-task bi-LSTM and evaluate a range of representations for bi-LSTM POS tagging across 22 languages. Modeling sub-token information and integrating an auxiliary loss that makes the model predictive of frequency provides a very effective tagger, establishing a new state-of-the-art on UD v1.2.

References

- [Ballesteros et al.2015] Miguel Ballesteros, Chris Dyer, and Noah A. Smith. 2015. Improved transition-based parsing by modeling characters instead of words with lstms. In *EMNLP*.
- [Brants2000] Thorsten Brants. 2000. Tnt: a statistical part-of-speech tagger. In *Proceedings of the sixth conference on Applied natural language processing*, pages 224–231.
- [Cheng et al.2015] Hao Cheng, Hao Fang, and Mari Ostendorf. 2015. Open-domain name error detection using a multi-task rnn. In *EMNLP*.
- [Cho2015] Kyunghyun Cho. 2015. Natural language understanding with distributed representation. *ArXiv*, abs/1511.07916.
- [Chrupała2013] Grzegorz Chrupała. 2013. Text segmentation with character-level text embeddings. In *Workshop on Deep Learning for Audio, Speech and Language Processing, ICML*.
- [Elman1990] Jeffrey L Elman. 1990. Finding structure in time. *Cognitive science*, 14(2):179–211.
- [Gillick et al.2015] Dan Gillick, Cliff Brunk, Oriol Vinyals, and Amarnag Subramanya. 2015. Multilingual language processing from bytes. *arXiv*.
- [Goldberg2015] Yoav Goldberg. 2015. A primer on neural network models for natural language processing. *ArXiv*, abs/1510.00726.
- [Graves and Schmidhuber2005] Alex Graves and Jürgen Schmidhuber. 2005. Framework phoneme classification with bidirectional lstm and other neural network architectures. *Neural Networks*, 18(5):602–610.
- [Hochreiter and Schmidhuber1997] Sepp Hochreiter and Jürgen Schmidhuber. 1997. Long short-term memory. *Neural computation*, 9(8):1735–1780.
- [Horsmann et al.2015] Tobias Horsmann, Nicolai Erbs, and Torsten Zesch. 2015. Fast or accurate?—a comparative evaluation of pos tagging models. In *Proceedings of the International Conference of the German Society for Computational Linguistics and Language Technology*, pages 22–30.
- [Huang et al.2015] Zhiheng Huang, Wei Xu, and Kai Yu. 2015. Bidirectional lstm-crf models for sequence tagging. *arXiv preprint arXiv:1508.01991*.
- [Kim et al.2015] Yoon Kim, Yacine Jernite, David Son-tag, and Alexander M Rush. 2015. Character-aware neural language models. *arXiv preprint arXiv:1508.06615*.
- [Labeau et al.2015] Matthieu Labeau, Kevin Löser, and Alexandre Allauzen. 2015. Non-lexical neural architecture for fine-grained pos tagging. In *EMNLP*.
- [Ling et al.2015] Wang Ling, Chris Dyer, Alan W Black, Isabel Trancoso, Ramon Fernandez, Silvio Amir, Luis Marujo, and Tiago Luis. 2015. Finding function in form: Compositional character models for open vocabulary word representation. In *EMNLP*.
- [Liu et al.2015] Pengfei Liu, Shafiq Joty, and Helen Meng. 2015. Fine-grained opinion mining with recurrent neural networks and word embeddings. In *EMNLP*.
- [Nivre et al.2015] Joakim Nivre, Željko Agić, Maria Jesus Aranzabe, Masayuki Asahara, Aitziber Atutxa, Miguel Ballesteros, John Bauer, Kepa Bengoetxea, Riyaz Ahmad Bhat, Cristina Bosco, Sam Bowman, Giuseppe G. A. Celano, Miriam Connor, Marie-Catherine de Marneffe, Arantza Diaz de Ilarraza, Kaja Dobrovoljc, Timothy Dozat, Tomaž Erjavec, Richárd Farkas, Jennifer Foster, Daniel Galbraith, Filip Ginter, Iakes Goenaga, Koldo Gojenola, Yoav Goldberg, Berta Gonzales, Bruno Guillaume, Jan Hajič, Dag Haug, Radu Ion, Elena Irimia, Anders Johannsen, Hiroshi Kanayama, Jenna Kanerva, Simon Krek, Veronika Laippala, Alessandro Lenci, Nikola Ljubešić, Teresa Lynn, Christopher Manning, Ctina Mrnduc, David Mareček, Héctor Martínez Alonso, Jan Mašek, Yuji Matsumoto, Ryan McDonald, Anna Missilä, Verginica Mititelu, Yusuke Miyao, Simonetta Montemagni, Shunsuke Mori, Hanna Nurmi, Petya Osenova, Lilja Øvrelid, Elena Pascual, Marco Passarotti, Cenel-Augusto Perez, Slav Petrov, Jussi Piitulainen, Barbara Plank, Martin Popel, Prokopis Prokopidis, Sampo Pyysalo, Loganathan Ramasamy, Rudolf Rosa, Shadi Saleh, Sebastian Schuster, Wolfgang Seeker, Mojgan Seraji, Natalia Silveira, Maria Simi, Radu Simionescu, Katalin Simkó, Kiril Simov, Aaron Smith, Jan Štěpánek, Alane Suhr, Zolt Szántó, Takaaki Tanaka, Reut Tsarfaty, Sumire Uematsu, Larraitz Uriu, Viktor Varga, Veronika Vincze, Zdeněk Žabokrtský, Daniel Zeman, and Hanzhi Zhu. 2015. Universal dependencies 1.2. LIN-DAT/CLARIN digital library at Institute of Formal and Applied Linguistics, Charles University in Prague.
- [Plank et al.2014] Barbara Plank, Dirk Hovy, Ryan McDonald, and Anders Søgaard. 2014. Adapting taggers to twitter using not-so-distant supervision. In *COLING*.
- [Santos and Zadrozny2014] Cicero D Santos and Bianca Zadrozny. 2014. Learning character-level representations for part-of-speech tagging. In *ICML*, pages 1818–1826.
- [Søgaard2011] Anders Søgaard. 2011. Semi-supervised condensed nearest neighbor for part-of-speech tagging. In *Proceedings of ACL*.
- [Sutskever et al.2011] Ilya Sutskever, James Martens, and Geoffrey E Hinton. 2011. Generating text with recurrent neural networks. In *ICML*.

- [Wang et al.2015] Peilu Wang, Yao Qian, Frank K. Soong, Lei He, and Hai Zhao. 2015. Part-of-speech tagging with bidirectional long short-term memory recurrent neural network. *pre-print*, abs/1510.06168.
- [Zhang et al.2015] Xiang Zhang, Junbo Zhao, and Yann LeCun. 2015. Character-level convolutional networks for text classification. In *Advances in Neural Information Processing Systems*, pages 649–657.
- [Zhou and Xu2015] Jie Zhou and Wei Xu. 2015. End-to-end learning of semantic role labeling using recurrent neural networks. In *ACL*.

A Supplemental Material

WSJ	Accuracy
Convolutional (Santos and Zadrozny, 2014)	96.80
Bi-RNN (Ling et al., 2015)	95.93
Bi-LSTM (Ling et al., 2015)	97.36
SSL (Søgaard, 2011)	97.50
Our bi-LSTM	97.13
Our bi-LSTM+poly emb	97.17

Table 2: POS accuracy on WSJ.

coarse			fine		
ar	non-IE	Semitic	he	non-IE	Semitic
bg	Indoeuropean	Slavic	hi	Indoeuropean	Indo-Iranian
cs	Indoeuropean	Slavic	hr	Indoeuropean	Slavic
da	Indoeuropean	Germanic	id	non-IE	Austronesian
de	Indoeuropean	Germanic	it	Indoeuropean	Romance
en	Indoeuropean	Germanic	nl	Indoeuropean	Germanic
es	Indoeuropean	Romance	no	Indoeuropean	Germanic
eu	Language isolate		pl	Indoeuropean	Slavic
fa	Indoeuropean	Indo-Iranian	pt	Indoeuropean	Romance
fi	non-IE	Uralic	sl	Indoeuropean	Slavic
fr	Indoeuropean	Romance	sv	Indoeuropean	Germanic

Table 3: Grouping of languages.

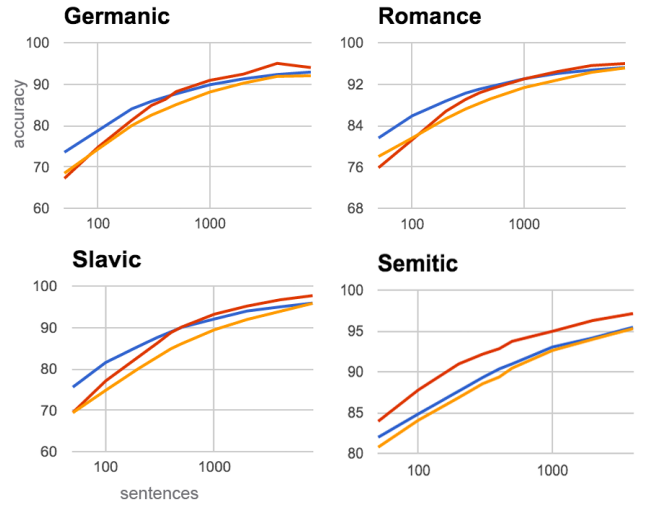


Figure 4: Learning curves for Germanic, Romance, Slavic and Semitic languages. LSTM is our bi-LSTM with $\vec{w} + \vec{c}$.