

Casimir forces between particles in two-dimensional jammed systems

Juan-José Liétor-Santos and Justin C. Burton*

Department of Physics, Emory University, Atlanta, GA 30033, USA

(Dated: June 4, 2022)

Casimir forces arise when long-ranged fluctuations are geometrically confined between two surfaces. Traditionally, these forces have been observed in quantum systems and near critical points in classical systems. Here we show the existence of Casimir forces between two pinned particles immersed in two-dimensional systems near the jamming transition. We observe two components to the total force: a short-ranged, depletion force and a long-ranged, repulsive Casimir force. The Casimir force dominates when the pinned particles are much larger than the ambient jammed particles. We show that this repulsive force arises due to a clustering of particles with strong contact forces around the perimeter of the pinned particles. As the separation between the pinned particles decreases, a region of high-pressure develops between them, leading to a net repulsive force.

PACS numbers: 45.70.Cc, 45.70.Mg, 81.05.Rm, 45.50.Tn

I. INTRODUCTION

One of the most astonishing and counterintuitive ideas in modern physics is that the vacuum is not empty. Quantization of the electromagnetic fields leads to a non-zero ground-state energy density [1, 2], which can have physical manifestations. In 1948, Hendrik Casimir predicted that adjacent conducting surfaces can confine the spectrum of zero-point modes, leading to a mutual attraction [3]. Since then there have been a number of theoretical and experimental developments confirming this prediction, as well as identifying new electromagnetic, Casimir-like phenomena in various systems [4–9], including the onset of repulsive long-ranged forces when the boundary condition for ideal conducting plates is relaxed [10–12].

While the original Casimir force is of purely quantum origin, there are analogous interactions that arise from the confinement of fluctuations in classical systems [13–15]. Perhaps the best known example of these is the critical Casimir force described by Fisher and de Gennes [16]. A binary liquid mixture close to the critical point undergoes a spinodal decomposition that results in large concentration fluctuations. The fluctuations occur over a maximum correlation length which diverges as the system approaches the critical point. When objects are immersed in this mixture, such as colloidal particles, they confine the fluctuations within the fluid between their surfaces, giving rise to a net interaction which depends on the boundary condition at the surface [17–22].

Critical Casimir forces are a universal feature of second-order phase transitions [23]. They were first observed in thin ^4He films near the superfluid λ -point [24], and have also been observed in thin liquid films suspended on an immiscible liquid near the critical mixing point [25]. In all cases, the force depends on the surface-surface separation, the geometry of the interfaces, and

more importantly, on the boundary condition for the order parameter. Symmetric boundary conditions almost always give rise to an attractive force, and asymmetric boundary conditions lead to repulsive forces.

Casimir forces have strengths that are proportional to the driving energy of the fluctuations, and thus proportional to \hbar in quantum systems and temperature in classical systems. Recently, Casimir-like forces have been identified in a number of nonequilibrium systems as a result of the confinement of fluctuations. In most of these cases, the fluctuations arise from energy input into the system either by an external field or by the individual particles [26]. Examples include driven acoustic noise in a gas [27], soft modes in polymer melts [28], hydrodynamic fluctuations in granular fluids [29–33], and more recently, active matter composed of swimming particles [34].

As opposed to classical thermodynamic phase transitions where temperature plays a pivotal role, the jamming transition in granular materials is mainly governed by changes in the density [35]. In the simplest scenario, a jammed system is composed of frictionless spheres with finite-ranged interactions at $T = 0$. As the density changes, the system reaches a special point, called point J , where the spheres begin to touch one another and the system develops a finite pressure [36, 37]. The physics at point J shares many similarities to second-order phase transitions, yet it is distinctly different. It is a rare example of a random first-order transition in which there are several length scales that diverge as the critical density of the system is approached [38–41].

Here we report simulations which show the existence of Casimir forces in systems composed of frictionless particles near the $T = 0$ jamming transition in two dimensions. The particles interact through a finite-ranged repulsive force, so that there is a well-defined isostatic point as the density is varied. Two equal-sized particles are pinned while the rest of the system, composed of N particles of two sizes, are quenched to mechanical equilibrium, as shown in Fig. 1. Because the pinned particles are fixed in place, they retain a net force, which has two

* Author to whom correspondence should be addressed:
justin.c.burton@emory.edu

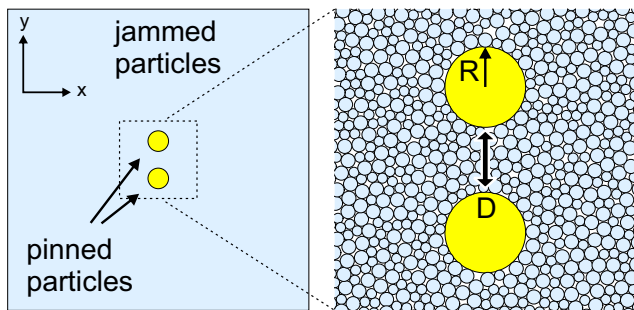


FIG. 1. Schematic showing a typical simulation. Two pinned particles (yellow) of radius R are held in place while a sea of bidisperse disks are quenched around them. The distance between their surfaces is D . In equilibrium, the pinned particles retain a net force, which is equal and opposite.

distinct components. The particles experience a short-ranged depletion force which depends on the details of the pair-distribution function, and a long-ranged repulsive force. This long-ranged force increases in magnitude near the jamming transition, as does the fluctuations of this force between different particle configurations.

We identify this force as a Casimir-like force induced by fluctuations in systems near jamming. We show that the Casimir force scales as $B - A\Delta\phi^{1/2}$ near the jamming transition, where $\Delta\phi = \phi - \phi_c$ is the distance to the isostatic packing fraction ϕ_c . The origin of this force lies in the distribution of particles with large forces in systems near jamming, and the coordination number of the jammed particles near the boundary of the pinned particles. We find that the inclusion of pinned particles in a jammed system reduces the mean coordination number of the entire system. This reduction is mostly localized near the boundary of the pinned particles. In addition, near jamming, the largest contact forces occur between particles with the minimum number of contacts, which is $z = 3$ in two dimensions. These two properties result in the region between the pinned particles having less than the mean number of contacts, and large contact forces, which push the pinned particles apart. Although not explicitly investigated here, we also show how our results may be generalized to higher dimensions.

II. METHODS

Our simulations consist of N particles that interact, through a finite-ranged, repulsive potential [37]:

$$V(r_{ij}) = \begin{cases} K \frac{\epsilon}{\alpha} \left(1 - \frac{r_{ij}}{\sigma_{ij}}\right)^\alpha & \text{for } r_{ij} < \sigma_{ij}, \\ 0 & \text{for } r_{ij} > \sigma_{ij}, \end{cases} \quad (1)$$

where ϵ is the energy scale of the interaction, r_{ij} is the distance between the centers of particles i and j , $\sigma_{ij} = \sigma_i + \sigma_j$ is the sum of the particle radii, and α

defines the type of interaction. Unless otherwise noted, all simulations use $\alpha = 2$ (harmonic interactions), however, we obtain similar results with other values such as $\alpha = 5/2$. In order to prevent crystallization, we use a 50-50 mixture of particles with radii σ and 1.4σ . For these N particles, the constant $K = 1$. In addition to these N particles, we include two particles of radius R separated by a distance $D + 2R$, so that the surface-surface separation is D (Fig. 1). These particles are pinned in place, and not allowed to move. For large values of R , Eq. 1 produces a very soft potential so that the free particles easily penetrate into the boundary of the pinned particles. To avoid this, for particles interacting with the pinned particles, we set $K = (R + 1.4\sigma)^\alpha / (2.8\sigma)^\alpha$. This way the force between pinned particles and free particles is finite in the limit $R \rightarrow \infty$.

Each simulation is initiated by fixing the positions of the pinned particles, and placing the remaining N particles down at random in a square box with sides of length L with periodic boundary conditions on all sides. The free particles are then instantaneously quenched to the nearest equilibrium configuration using the FIRE algorithm [42, 43]. The algorithm is terminated when all the kinetic energy has been removed from the system. Our condition for equilibrium was chosen so that the magnitude of any net force on the free particles is less than $10^{-14} \times \epsilon/\sigma$. Once the system reached equilibrium, we measured both the x and y components of the residual force on the pinned particles (F_x and F_y). Since these two particles are the only fixed objects in the system, they must experience equal and opposite forces according to Newton's third law. Thus we report only the force on the upper particle, so a positive force in the y -direction corresponds to a net repulsive force between the two pinned particles.

The net force components on the pinned particles will fluctuate between different quenched systems, and can be positive or negative. Thus we report ensemble averages for the measured forces, as defined by the mean of the force distribution divided by the square root of the number of replicate systems. Of special interest is the standard deviation of the force distribution in an ensemble, since this is indicative of the inherent force fluctuations in jammed systems, and will be discussed in section III.

For small values of $\Delta\phi$, the forces between particles are naturally smaller since there is less overlap. It is more relevant to study the net force normalized by the system pressure and the radius of the pinned particles, $F/(PR)$. The system pressure was measured at each packing fraction, as defined in reference [37]:

$$P = -\frac{1}{2L^2} \sum_{i < j} r_{ij} \frac{dV_{ij}}{dr_{ij}}. \quad (2)$$

All force measurements reported here will be normalized in this fashion. In addition, the effects of the initial placement of particles, as well as system annealing, will be discussed in the results.

III. RESULTS AND DISCUSSION

There are two distinct components of the force between pinned particles: a short-ranged force which depends on the local packing structure, and a long-ranged Casimir-like force. The relative strength of these two forces will depend on many length scales, such as σ , R , and D . In addition, there are multiple characteristic length scales in the jamming transition which diverge as $\Delta\phi \rightarrow 0$. These length scales are associated with the smallest rigid cluster that can be formed at a given $\Delta\phi$ [40], and the system's stability to transverse deformations [41]. For the time being, we associate a general correlation length, ξ , with these diverging length scales and we will discuss its relation to both later in the results. Lastly, the size of the bounding box, L , will play an important role due to the prescribed periodic boundary conditions. Since the Casimir-like force is long-ranged, we can not ignore the contribution from image particles in neighboring simulation cells.

First, the dependencies of the residual force on D/R and R/σ are illustrated in Fig. 2a-b, which shows the x and y -component of the force ($\langle F_x \rangle$ and $\langle F_y \rangle$) for two different size ratios at $\phi = 0.855$ ($\Delta\phi \approx 0.015$). We observe that $\langle F_x \rangle = 0$, as expected due to the symmetry of the geometry, as shown in Fig. 1. However, $\langle F_y \rangle$ can vary significantly with particle size, R/σ , and particle separation, D/R . Small pinned particles can experience large positive and negative forces, which decay in amplitude with D , although $\langle F_y \rangle$ remains slightly positive for large D (Fig. 2a). For large pinned particles, the net force can be negative when the pinned particles are very close ($D/\sigma \sim 1$), as shown in Fig. 2b. This is due to depletion. However, for larger values of D there is only a repulsive force, which slowly decays as D increases.

For larger values of D/R , we note here that by symmetry, $\langle F_y \rangle$ will be zero when the distance between the center of the pinned particles is equal to half the system size, which occurs when $D + 2R = L/2$. This is because of the periodic boundary conditions: each pinned particle feels the same interaction from the image particles in neighboring, tessellated systems. This will be important when comparing systems with different values of R/σ , and will be discussed in detail. For smaller values of D/R , as $D \rightarrow 0$, eventually a point will be reached where only a few jammed particles (or none) can fit between the pinned particles. This depletion-like effect results in a net attractive force since little or no particles exist to push the pinned particles apart. This is true for both small and large values of R/σ , as shown in Fig. 2a-b.

Each data point in Fig. 2a-b represents the average of 200 independent systems which have been quenched from a random configuration. Figure 2c-d shows the distribution of forces obtained from these systems for two representative data points, as indicated by the blue and red arrows. We found that the distributions, in general, are not symmetric. In addition, the mean is of the same order as the standard deviation. These characteristics

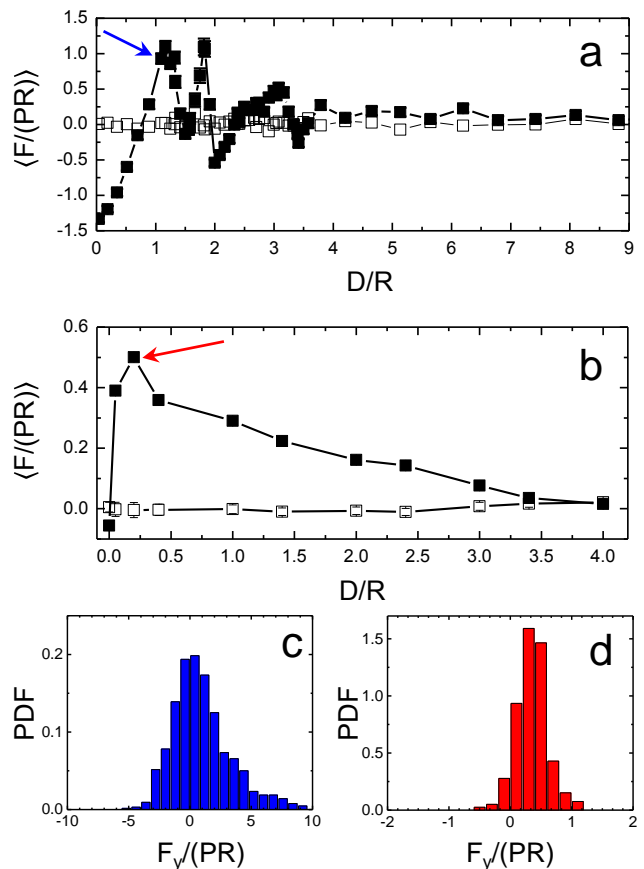


FIG. 2. (a-b) Components of the mean normalized force between the two pinned particles for two different values of R/σ : (a) $R/\sigma = 1.4$, and (b) $R/\sigma = 21$ ($\phi = 0.855$). F_x \square , F_y \blacksquare . Each data point is the average of 200 systems with $N = 10,000$ particles. PDFs of $F_y/(PR)$ are shown in panels (c) and (d), which correspond to the points indicated by the blue arrow in (a) and red arrow in (b).

are in contrast to Casimir forces in other non-equilibrium systems, such as driven granular gases, where the distributions are symmetric and the mean is less than 5% of the standard deviation [29]. In the limits $R/\sigma \rightarrow \infty$ and $D/\sigma \rightarrow \infty$, the distributions will become very narrow due to the dramatic increase in possible jammed system configurations surrounding the pinned particles.

A. Short-Range Forces: $R/\sigma \sim 1$

First we will focus on the behavior of $\langle F_y \rangle$ when $R/\sigma = 1.4$. Figure 3a illustrates this behavior for two system sizes, $N = 1000$ and $N = 10,000$. The curves are essentially identical, indicating that the important qualitative features of $\langle F_y \rangle$ are independent of the number of particles. Near $D = 0$, there is a net attraction between the pinned particles, as evidenced by an overall negative force, that further fluctuates between negative and positive values as the distance increases. We attribute these

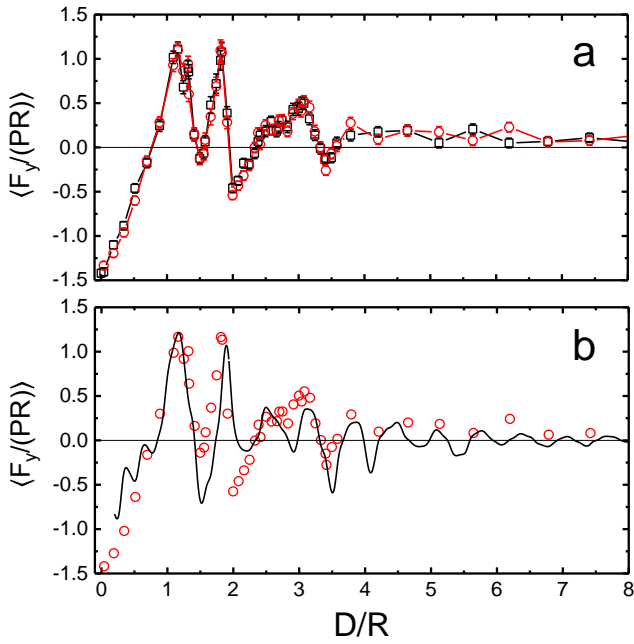


FIG. 3. (a) Normalized force in the y -direction versus particle separation for two different system sizes ($R/\sigma = 1.4$, $\phi = 0.855$. $N = 1000$ \square , $N = 10,000$ \circ). Each data point represents the average of 800 systems. (b) Data with $N = 10,000$ compared with the prediction from Eq. 3.

initial fluctuations to a net depletion interaction between the pinned particles due to the amorphous-like structure of the jammed spheres. Similar phenomenology has been observed in experiments with colloidal particles [44]. To further strengthen this point, we compare our force values with the result from the force obtained from the mean force potential, which we calculate using the two particle correlation function [45]:

$$\langle F_y \rangle = k_B T \frac{g'(r)}{g(r)}. \quad (3)$$

This method assumes an equilibrium, thermodynamic system with temperature T , which represents the fluctuating pathways between different system configurations. Our system configurations are obtained through a quench from $T = \infty$, thus we scaled the predicted force from mean force potential in order to best fit our experimental curve (Fig. 3b). The good agreement indicates that the pair distribution function captures the essential features of $\langle F_y \rangle$ for small values of D/R . Oscillations in the predicted curve at small values of D are likely due to the differentiation of discrete data from measured values of $g(r)$.

At larger distances, however, we find that the average force does not tend towards zero as we would expect from liquid-like ordering, rather it remains positive and therefore repulsive. This is indicative of a long-ranged Casimir component to the force, such as those that arise in binary mixtures [16, 17] and in granular systems [26, 29]. In order to isolate this component of the force, we gradually

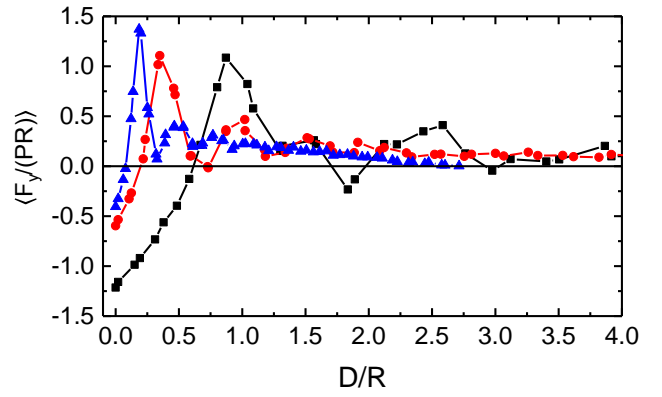


FIG. 4. Normalized force along the y -direction versus particle separation for different size ratios: (■) $R/\sigma = 1.6$, (●) $R/\sigma = 4$, (▲) $R/\sigma = 8$. The packing fraction, $\phi = 0.89$, and the number of particles, $N = 1000$, are constant. Each data point represents the average of 800 systems.

increased the size of the pinned particles with respect to the jammed particles. For larger values of R/σ , the pinned particles have many neighboring particles and the net force does not depend as sensitively on the details of the local packing structure. However, the Casimir-like force becomes more prominent. This can be seen in Fig. 4, which shows $\langle F_y \rangle$ for three different values of R/σ , keeping constant the packing fraction $\phi = 0.89$ and the number of particles $N = 1000$. As R/σ increases, only the positive repulsive force remains, except at very small surface separations when $D/\sigma \sim 1$, at which point the packing structure of jammed particles in the region between the pinned particles can strongly influence the mean force. For larger values of D/R , the force must tend to zero by the symmetry of the periodic boundary conditions, which can be seen here for $R/\sigma = 8$.

B. Long-Ranged Forces: $R/\sigma \gg 1$

In order to better understand the Casimir-like component to the total force, we now turn our attention to systems where the pinned particles are significantly larger than the jammed particles ($R/\sigma \geq 20$). For these systems, we performed a detailed study of the dependence of the Casimir-like force on $\Delta\phi$, which controls the distance to jamming transition. As we approach the critical point, we expect the size of the fluctuations, represented by the correlation length ξ , to increase. In order to obtain systems arbitrarily close to $\Delta\phi = 0$, we began with a system at a high packing fraction, and slowly decompressed the system and monitored the decreasing pressure (Eq. 2).

The pressure scales with $\Delta\phi^{\alpha-1}$ as the jamming transition is approached [37]. Systems were initially created at a packing fraction of $\phi = 0.99$, and the packing fraction was decreased slowly in order to obtain a relationship between P and ϕ . During this process, R was fixed and σ was adjusted in order to change the overall packing

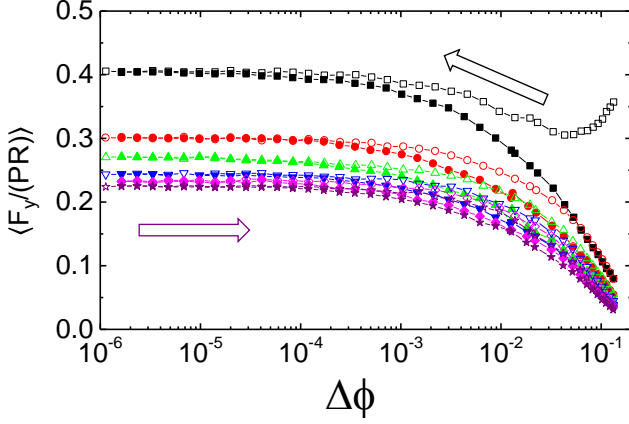


FIG. 5. Mean force in the y -direction between two pinned particle upon repeated decompressions and compressions for $D/R = 1$ and $R/\sigma = 21$. Each data point represents the average of 200 systems with $N = 10,000$ particles each. Starting from $\Delta\phi = 0.15$ (\square), the systems are decompressed towards the jamming transition, then re-compressed. The final state of the system is lowest curve (\star).

fraction. Using Newton's root-finding method, we estimated the critical packing fraction where the pressure reaches zero. At each iteration, we reduced $\Delta\phi$ by $1/4$, then re-quenched the system, thereby creating a series of packings ranging from $10^{-6} < \Delta\phi < 0.15$. This algorithm had a significant effect on the Casimir-like force. Systems which are quenched to the nearest potential energy minimum from $T = \infty$ can rest in a rather high energy state. That is, any amount of annealing can relax the system considerably. This can be seen in Fig. 5, which shows a series of decompressions and compressions for $D/R = 1$ and $R/\sigma = 21$.

We started our systems at $\phi = 0.99$ ($\Delta\phi \approx 0.15$), and then reduced the packing fraction in small steps while monitoring the net force on the pinned particles. Initially the force drops, and then begins to increase before reaching a plateau as $\Delta\phi \rightarrow 0$. We attribute the initial drop in the force to an annealing of the system during the initial decompression. The force decreases because free particles in between the two pinned particles are allowed to rearrange and relax. Upon compressing the system back again to large values of $\Delta\phi$, the force drops monotonically. Further decompressions and compressions result in the same qualitative behavior, with the force approaching a steady value of $\langle F_y / (PR) \rangle \approx 0.23$ as $\Delta\phi \rightarrow 0$. Since multiple compressions and decompressions requires significant computing time, data reported here has been decompressed, then compressed once (e.g. solid black squares in Fig. 5). Further annealing of the systems would result in the same quantitative conclusions, just with smaller overall forces.

Figure 6a shows that our results are independent of the type of interaction (the value of α in Eq. 1). The mean force is shown for both harmonic and Hertzian interactions, with identical results. We also investigated the

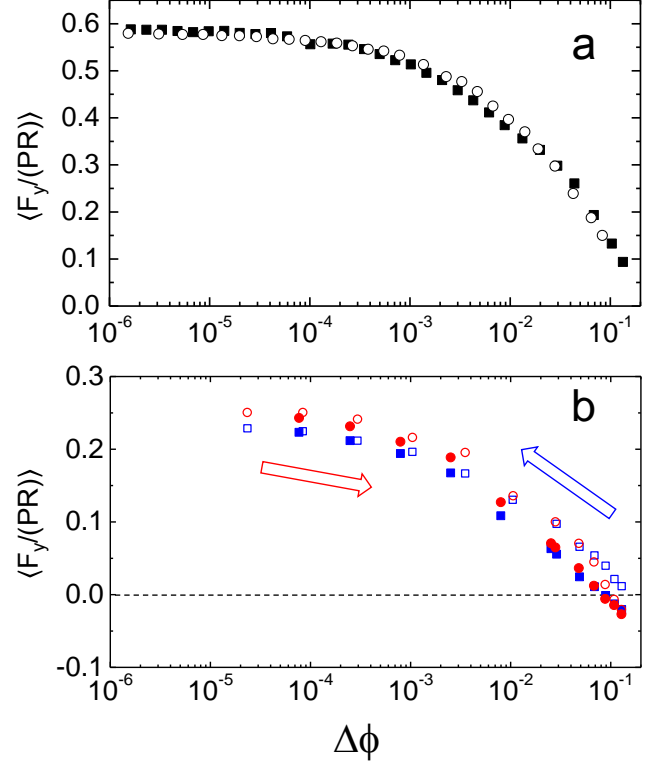


FIG. 6. (a) Comparison of the normalized force versus $\Delta\phi$ for both Harmonic (\blacksquare) and Hertzian (\circ) interactions with $D/R = 0.4$ and $R/\sigma = 21$. (b) Data for two sets of decompression and subsequent compression of systems where all free particles are initially placed outside the boundary of the pinned particles. All data points represent the average of 200 systems with $N = 10,000$ particles each.

sensitivity to the initial placement of free particles prior to the quench. For most data, the particles were placed randomly, which means they could easily end up *inside* the pinned particles, and then get pushed out during the quench. Alternatively, we also placed the free particles in a random fashion only on the *outside* of the pinned particles. This had the interesting effect of making the mean force negative (attractive) for large values of $\Delta\phi$. This is likely due to the fact that upon quenching, particles must be pushed into the region between the pinned particles from the rest of the system, resulting in a depletion-like effect. Nevertheless, upon approach to the jamming transition, the force becomes repulsive. This is shown in Fig. 6b.

The Casimir force is a long-ranged force, yet its specific dependence on particle separation will be determined by the nature of the fluctuations which give rise to the force. For critical Casimir forces, such as those that arise near classical critical points, there are two limiting regimes which have simple scalings in two dimensions for symmetric (Dirichlet) boundary conditions [19, 46]. First, in the limit $R \ll D \ll \xi$, the Casimir force between two equally-sized particles scales as $D^{-5/4}$. In the opposite

limit, $D \ll R \ll \xi$, where the Derjaguin approximation is valid, the force scales a $D^{-3/2}$. Thus the Casimir force may be expected to diverge as $D \rightarrow 0$. In practice, this divergence is limited by the assumption that the critical medium is a continuum. In our jammed systems, behavior near $D/R \rightarrow 0$ will be significantly affected by the size ratio R/σ , since this determines the degree to which the jammed particles can be considered a continuum.

For jammed systems, the equivalent limit of $\xi \rightarrow \infty$ corresponds to $\Delta\phi \rightarrow 0$. Figure 7 shows the approach to this limit at various values of particle separation D/R , with $R/\sigma = 21$. In contrast to Fig. 5 and 6, data in Fig. 7a is plotted on a linear-linear scale in order to illustrate the sharp increase the mean force near $\Delta\phi = 0$. When the pinned particles are touching each other $D/R = 0$, the mean force is negative for large $\Delta\phi$. This is due to the depletion effect, when $D/\sigma \lesssim 1$. However, as $\Delta\phi$ is decreased, the force sharply increases and becomes repulsive. This sharp increase is seen in all the data, but is weaker as the separation between the pinned particles increases.

Figure 7b illustrates the relationship between the normalized mean force and the normalized standard deviation of the force distributions, such as those shown in Fig. 2c-d. The relationship is always linear, although the slope and intercept vary with parameters such as D/R . The data indicates that the size of the fluctuations from system-to-system controls the maximum possible repulsive force. This is consistent with our expectation that Casimir forces arise from fluctuations in the system, where the fluctuations here are measured by the standard deviation in the net force over multiple jammed systems.

Near $\Delta\phi = 0$, all of the data is consistent with a universal functional form: $\langle F_y/(PR) \rangle = B - A\Delta\phi^{1/2}$. We fit all data points below $\Delta\phi = 10^{-3}$ to this form to determine the values of A and B . A collapse of the data can be seen in Fig. 7c. The data follows a power law with an exponent of $1/2$ over three decades in $\Delta\phi$. The noise in the data is likely due to a finite number of systems used for each data point. The respective values of the fitting parameters A and B for each separation distance D/R are shown in the inset. The coefficient A represents the strength of the power law dependence, and increases rapidly for small D/R . The exception is when the pinned particles are touching, where depletion forces are present in addition to the Casimir force. The constant B has a direct interpretation; it is the limiting value of the force when $\Delta\phi = 0$, or alternatively, when the correlation length $\xi = \infty$. B also shows a sharp decrease near $D/R = 0$, for the same reasons described above.

In order to better understand the behavior of the constant B and any underlying universal behavior, we varied both D/R and R/σ . For larger values of R/σ , we are able to approach the limiting “thermodynamic” behavior of the system, where $N \rightarrow \infty$. In our simulations, due to computational constraints, we are currently limited to $N = 10,000$. With this constraint, if we choose values of

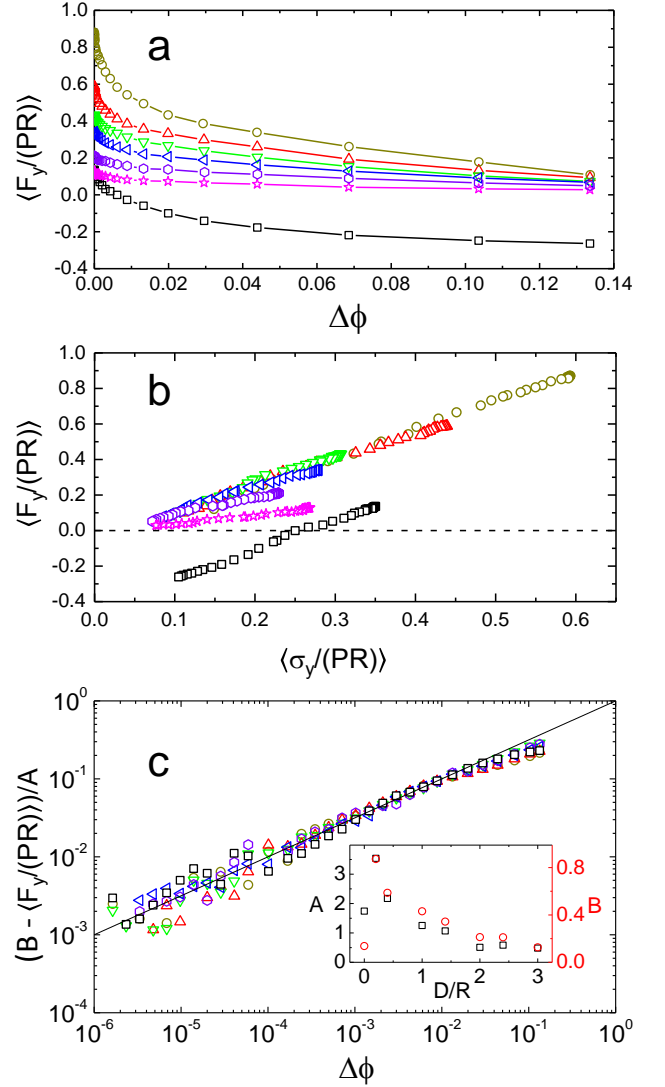


FIG. 7. (a) Normalized force along the y -direction versus $\Delta\phi$ for different surface-to-surface distances: (\square) $D/R = 0$, (\circ) $D/R = 0.2$, (\triangle) $D/R = 0.4$, (∇) $D/R = 1$, (\triangleleft) $D/R = 1.4$, (\circ) $D/R = 2.4$, (\star) $D/R = 3$. (b) Force versus the standard deviation of the force distribution for the data shown in (a). (c) The same data collapsed onto a universal functional form: $\langle F_y/(PR) \rangle = B - A\Delta\phi^{1/2}$. Each data point represents the average of 200 independent systems with $N = 10,000$. The inset shows the fitting parameters A and B for each value of D/R . For all data, $R/\sigma = 21$.

R/σ which are too large, then the pinned particles will constitute a significant fraction of the system size. This inevitably leads us to consider the effects of the periodic boundary conditions in theoretical considerations of the Casimir force. Figure 8 shows the constant B as a function of D/R for three different values of R/σ . The data tends to zero at a finite value of D/R which corresponds to the point where $D + 2R = L/2$, where the force must be zero by symmetry. The effect is less pronounced for smaller values of R/σ , however, this data is more sus-

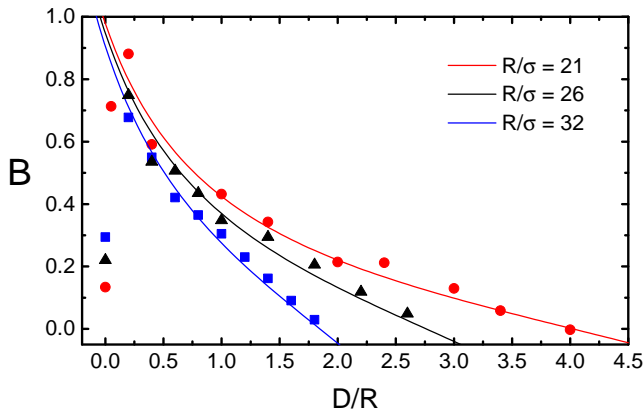


FIG. 8. Constant normalized force B as measured from fits of data near $\Delta\phi = 0$, similar to that shown in Fig. 7a. Data is shown for three different values of R/σ : $R/\sigma = 21$ (●), $R/\sigma = 26$ (▲), and $R/\sigma = 32$ (■). Each data point represents the average of 200 independent systems with $N = 10,000$ particles each. Solid lines show the prediction from Eq. 4.

ceptible to fluctuations near $D/R = 0$, such as the sharp decrease seen in the force due to depletion effects when the pinned particles are touching.

The solid lines in Fig. 8 are fits to the data using the following functional form:

$$\left\langle \frac{F_y}{PR} \right\rangle = \sum_{i=1}^{\infty} \frac{C}{1 + D_i/R}, \quad (4)$$

where C is an adjustable prefactor. Since the Casimir force is long-ranged in nature, we had to sum the contributions from all neighboring particles as defined by the periodic boundary conditions. Choosing a single pinned particle, the sum acts over all other pinned particles in the immediate system (just one in our case), and in addition, the sum acts over all of the particle images in nearby tessellations of the system. This way the net Casimir force necessarily goes to zero at a finite D/R by symmetry. We carried out the sum to $i = 50$, beyond which the curves in Fig. 8 ceased to change.

The prefactor $C = 1.06 \pm 0.1$ was determined by a best fit to all three data sets where $D/R > 0.25$. However, we would expect the exact value of C to change depending on the system preparation, as indicated in Fig. 5. Surprisingly, there are no other adjustable parameters. The data for different values of R/σ all follow a universal function, assuming that the periodic boundary conditions are correctly accounted for. We tried fitting the data to other functional forms as well, such as an exponential, but either the fit was poor or we needed to adjust multiplicative prefactors in order to fit data from different values of R/σ . Although we note that this form is nearly identical to that of Casimir forces measured in simulations of active matter particles [34], the explanation provided by authors relies on the physics of the mean residence time of particles near obstacles, and does not

directly apply to our time-independent simulations near the jamming transition.

C. Origin of the Casimir Force

Critical Casimir forces depend sensitively on the size of the correlation length ξ , which diverges near the critical point [14, 19]. However, as mentioned previously, the jamming transition resembles a random first-order transition [47], and involves the divergence of multiple length scales, some of which have only recently been illuminated in detail [41]. Among these a longitudinal or rigidity length scale, l^* [40, 48], related to the maximum size of a stable cluster within the system, and a transverse length scale, l_T [41], that controls the stability of the system against transverse plane-wave perturbations, have been proposed. Both length scales seem to be relevant to control the stability of the jammed packings but scale differently with $\Delta\phi$. Specifically, $l^* \sim \Delta\phi^{-1/2}$ and $l_T \sim \Delta\phi^{-1/4}$. It is not clear which one of these length scales is most important for Casimir forces in jammed systems. However, given that l^* diverges more quickly, it seems logical that this length scale will play the dominant role. Thus we associate l^* with the correlation length ξ .

The length scale l^* determines the maximum size of a rigid cluster with free boundary conditions [40]. This argument is essentially based on balancing the excess number of contacts within a volume of jammed particles with the number of contacts lost at the free boundaries. At $\Delta\phi = 0$, frictionless, jammed systems are isostatic, so there are exactly enough contacts to constrain the degrees of freedom, so $l^* \rightarrow \infty$, meaning that if one contact is broken then the whole system falls apart. Phenomenologically, this is consistent with our simulations. For large volume fractions when $l^* < D$, a rigid cluster can exist in between the pinned particles, so that it need not interact with the boundaries of the pinned particles to maintain a force balance. However, as $l^* \rightarrow \infty$ ($\Delta\phi \rightarrow 0$), the cluster can not maintain its rigidity without interacting with the boundaries of the pinned particles.

The type of interaction will depend on the boundary conditions for the fluctuating fields in the system, as is the case in quantum and critical Casimir forces. In the case of critical Casimir forces in binary liquid mixtures near a critical point, the Casimir force can be positive or negative depending on the preference of each phase to be adjacent to the solid boundary, in effect, the hydrophobicity of the boundary [17]. As we will show using an alteration to the standard Maxwell counting argument for particle contacts, pinned particles in jammed systems require a reduction in the mean contact number per particle, $\langle z \rangle$.

Let's begin by assuming an isostatic ($\Delta\phi = 0$), jammed system contains N free particles and m identical pinned particles. Then there are Nd degrees of freedom, where d is the dimension of the system. This must be equal to the number of constraints, or contacts. In the bulk, there

are z_{bulk} contacts between free particles, and z_{bound} contacts between free and pinned particles. We are assuming that the pinned particles are sparse, and do not touch. Thus $Nd = z_{bulk} + z_{bound}$. We also assume that each contact z_{bound} represents a single free particle in contact with a single pinned particle, so $z_{bound} = N_{bound}$, where N_{bound} is the number of free particles in contact with the boundary of a pinned particle.

The mean number of contacts for the N particles is given by $\langle z \rangle = (2z_{bulk} + z_{bound})/N$. The factor of 2 accounts for the fact that each bulk contact is shared between two free particles, but bound contacts are not. Thus we find that with the addition of m pinned particles, the coordination number becomes

$$\langle z \rangle = 2d - \frac{N_{bound}}{N}. \quad (5)$$

Thus the mean contact number is reduced by an amount N_{bound}/N . Far away from a pinned particle, we might expect the bulk system to behave like any other jammed system, so the local mean contact number would be $2d$. For simplicity, let's assume that this reduction in mean contact number is a result of a surface of particles surrounding each pinned particle which has, on average, less contacts than particles in the bulk. We can estimate the thickness of this surface layer in the following way. Instead of being evenly distributed throughout the bulk, this mean contact number reduction will be confined to a layer of thickness ΔR , which surrounds m pinned particles. In two dimensions, the reduction in contact number in this layer, $\langle z \rangle_{layer}$, will be given by total reduction in $\langle z \rangle$ multiplied by the ratio of the total area of the system to the fraction of area included in the localized layers:

$$\langle z \rangle_{layer} = 4 - \frac{N_{bound}}{N} \times \frac{L^2 - m\pi R^2}{m\pi(R + \Delta R)^2 - m\pi R^2}. \quad (6)$$

The area of the total bulk system is reduced by an amount $m\pi R^2$ due to the presence of the m pinned particles. When Casimir forces are dominant, i.e. $R/\sigma \gg 1$, we can assume that the boundary of the pinned particles is completely surrounded with free particles, so that $N_{bound} \approx 2\pi Rm/(2\sigma)$. In addition, at jamming, the system size and particle number are related through the critical packing fraction: $L^2 - m\pi R^2 \approx N\pi\sigma^2/\phi_c$, where $\phi_c \approx 0.84$. Thus $\langle z \rangle_{layer}$ becomes

$$\langle z \rangle_{layer} = 4 - \frac{\pi \frac{\sigma}{R}}{\phi_c \frac{\Delta R}{R} \left(2 + \frac{\Delta R^2}{R^2} \right)} \quad (7)$$

In the absence of pinned particles, $\langle z \rangle_{layer} = 2d = 4$. However, particles need a minimum of $d-1 = 3$ contacts for stability. Thus we expect $3 < \langle z \rangle_{layer} < 4$. If we choose $\langle z \rangle_{layer} = 3.5$, then $\Delta R \approx 3.5\sigma$ for $R/\sigma = 32$, as in Fig. 8. Thus the thickness of this region of reduced contact number is expected to be a few particles thick.

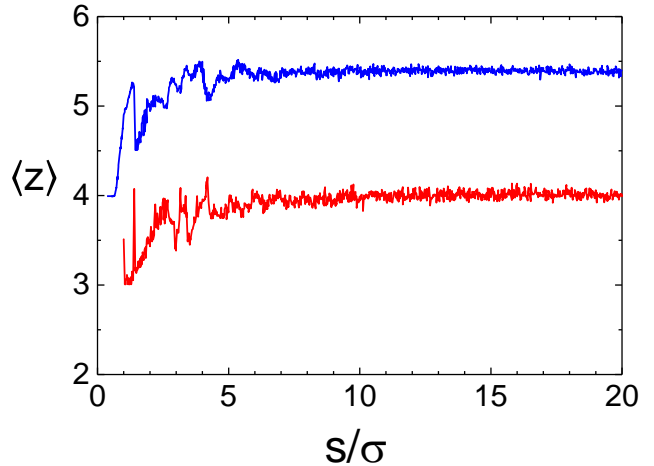


FIG. 9. Mean contact number per particle, $\langle z \rangle$, versus the normalized distance, s/σ , from boundary of the pinned particles. Data is shown for $R/\sigma = 32$ and $D/R = 1.8$, and for two different packing fractions: $\Delta\phi = 0.15$ (blue line), and $\Delta\phi = 10^{-5}$ (red line). The data comes from 200 independent systems with $N = 10,000$ particles each, and has been binned. For both low and high packing fractions, $\langle z \rangle$ is reduced near the boundary of the pinned particles. Large variations near $s/\sigma = 0$ are due to structural layering of particles at the boundary.

We note that the thickness of the layer is independent of system size and the number of pinned particles.

Confirmation of this prediction can be seen in Fig. 9. Near jamming, when $\Delta\phi$ is small, the mean contact number in the bulk of the system should be $\langle z \rangle = 2d$. This is the case far away from the pinned particles, where $s/\sigma \gg 1$, and s is the distance between the center of a free particle and the boundary of a pinned particle. Near the boundary of the pinned particles, $\langle z \rangle$ deviates from this value. The mean contact number decreases to $d-1 = 3$ at the boundary, which occurs over a few particle radii, as predicted by Eq. 7. This reduction in $\langle z \rangle$ near the boundary is also true at higher packing fractions, although $\langle z \rangle$ is larger since there are excess contacts in systems far from the jamming point [37]. Although not shown here, this argument can easily be extended to higher dimensions to obtain similar results by considering the volume of a shell around a d -dimensional sphere.

Although the jamming transition is not a 2nd-order phase transition, it shares many similarities. Often the mean contact number is considered an order parameter for the system due to the way it scales with the packing fraction near the jamming transition: $\langle z \rangle \propto \Delta\phi^{1/2} + 2d$. Using this interpretation, fluctuations in the order parameter are constrained by the boundary condition at the surface of the pinned particles. The mean contact number is significantly reduced at the boundary, meaning that particles with less contacts on average will be drawn to the region between the pinned particles. However, if this region of reduced contact number is to stay

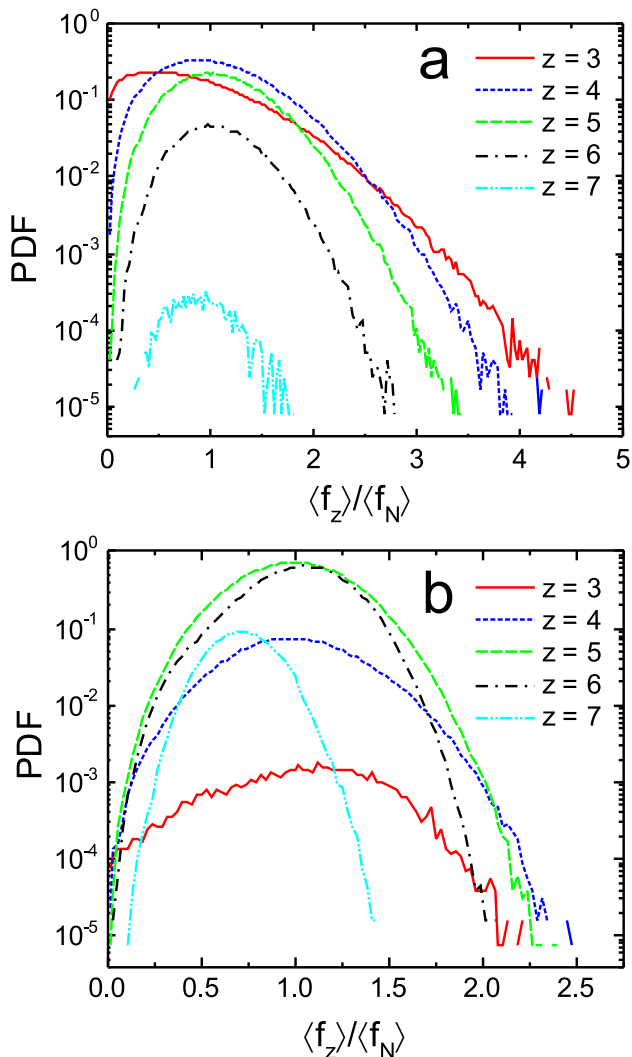


FIG. 10. PDFs of the mean contact force for particles with different contact numbers. The data comes from systems with no pinned particles, and is averaged over 200 systems with $N = 10,000$ particles each. (a) $\Delta\phi = 10^{-5}$. (b) $\Delta\phi = 0.15$.

in mechanical equilibrium with the rest of the system, the contacts should, on average, be stronger than contacts in the bulk of the system. This is the essential reason why the Casimir force is strictly positive. The boundary condition requiring a reduced number of contacts requires and increased strength per contact. These stronger contact forces are transmitted to the boundaries of the pinned particles, where they push them apart, resulting in a repulsive force.

To solidify the link between reduced contact number and stronger forces, we plot PDFs of the mean contact force on single particle, $\langle f_z \rangle$, in Fig. 10. The forces have been normalized by the mean contact force on any particle, $\langle f_N \rangle$. It is important to note that these distributions are taken from systems with no pinned particles, although they change very little from distributions in the presence of pinned particles. We separate the PDF

for all particles into separate curves for $z = 3, 4, 5, 6$, and 7 contacts. Figure 10a shows data near the jamming transition. An important feature to notice is that particles with the strongest contact forces only have 3 contacts. This may be expected given that these particles are in mechanical equilibrium with the rest of the system, they need stronger forces if they have fewer contacts. Figure 10b shows the same PDFs at $\Delta\phi = 0.15$, far from the jamming transition. For this value of $\Delta\phi$, $\langle z \rangle \approx 5.37$, the same as the data in Fig. 9. The distributions are more narrow with rapidly decreasing tails for strong forces, and particles with $\langle z \rangle = 4$ and 5 contacts dominate the strongest forces.

As stated above, the strongest forces should be localized to the region between the pinned particles. In order to visualize this localization, we look for where the particles with the strongest average contact force are located. Figure 11 shows the strongest 0.625% of particles for 200 independent systems for two different values of $\Delta\phi$, corresponding to Fig. 10, as well as different values of D/R . At $\Delta\phi = 10^{-5}$ (panels a-c), the data represents particles with $\langle f_z \rangle / \langle f_N \rangle \gtrsim 2.8$, which mostly consists of particles with $z = 3$ contacts. We find that there is a clear tendency for strong forces to localize in between the pinned particles, especially when the pinned particles are close. This average localization gives rise to the repulsive Casimir force, which is prominent near jamming. When $\Delta\phi = 0.15$, there are strong forces localized to the immediate boundary of the pinned particles, but this localization does not extend far into the region between the particles. The points shown panels d-e correspond to $\langle f_z \rangle / \langle f_N \rangle \gtrsim 1.6$, where the forces are dominated by particles with $z = 4, 5$, and 6 contacts.

Taken together, we interpret the data from Fig. 10 and 11 in the following way. Fluctuations in the particle contact number and contact strength occur throughout the bulk, and are larger near jamming, given that the length scale l^* diverges [40, 48] and the PDFs in Fig. 10 have long tails. The spectrum of fluctuations must be consistent with the boundary condition at the pinned particles. The fixed boundaries of the pinned particles produce a reduction in the mean number of contacts per particle, $\langle z \rangle$. We find that this reduction is localized near the boundary of the pinned particles. As two pinned particles approach one another, the localized layers of reduced $\langle z \rangle$ begin to overlap, resulting in a repulsive interaction due to stronger contacts for particles with $z = 3$ and $z = 4$. However, the amplitude of this reduction has an upper bound: $\langle z \rangle$ can not drop below 3 contacts per particle in order to maintain rigidity. Thus, near jamming, the reduction in contact number is spread over a longer distance, i.e. the layer near the boundary is thicker. At larger packing fractions, $\langle z \rangle$ is larger on average, which allows for a sharper decrease in $\langle z \rangle$ near the boundary, and a thinner interaction range for the Casimir force. Essentially, the excess contacts screen the interaction between the pinned particles.

One important question suggested by our results, and




FIG. 11. Locations of the top 0.625% of particles with the strongest average contact forces ($\langle f_z \rangle$). For each panel, data is shown for 200 independent systems with $N = 10,000$ and $R/\sigma = 32$. (a-c) Three different values of D/R (1.6, 0.8, 0.4) with $\Delta\phi = 10^{-5}$. (d-f) The same particle separations with $\Delta\phi = 0.15$.

in particular by Fig. 9, is what happens when the pinned particles are allowed to relax with the rest of the system? How would this reduction in contact number near the surface behave change? We have tested this by allowing the pinned particles to relax to a zero net force, starting from a condition where they were initially pinned. On average, the pinned particles always move further apart due to the repulsive Casimir-like force, before reaching an equilibrium state (zero net force). However, when the initially pinned particles are large ($R/\sigma \gg 1$), the contact number distribution in the bulk is identical to that of Fig. 9. This is essentially because Eq. 5 does not necessitate pinned particles.

Large particles immersed in a sea of smaller particles give rise to many contacts (N_{bound}), yet they only bring d degrees of freedom per particle to the counting statistics. In this case, where the m pinned particles are allowed to move, we arrive a different expression for the average contact number in the bulk:

$$\langle z \rangle = 2d - \frac{N_{bound}}{N} + \frac{2dm}{N}. \quad (8)$$

If $R/\sigma \gg 1$, so that each large particle has many smaller

particles in contact with it boundary ($N_{bound} \gg m$), Eq. 8 reduces to Eq. 5. If the m particles are the same size as the rest of the jammed particles, then they have the same number of average contacts as any other particle ($N_{bound} = \langle z \rangle m$), and Eq. 8 reduces to $\langle z \rangle = 2d$. Thus, there will be a reduction in the number of contacts, which is still localized to the boundary of the large particles, even if the pinned particles are allow to move.

This idea can be seen in Fig. 12, which shows an idealization of the potential energy landscape which may be associated with the separation of the large, pinned particles. In general, increasing the separation will decrease the potential energy, so that the ensemble average force between the pinned particles is always repulsive. However, for a single system, if the pinned particles are allowed to relax, they can be quenched to a small, local potential energy minimum. Given some type of excitation, perhaps thermal or an external vibration of the system, the larger particles can escape this local minimum and continue to move further apart. In jammed systems, our results imply that large particles will always tend to move away from each other, or from the fixed boundaries of the system. This may have important implications for

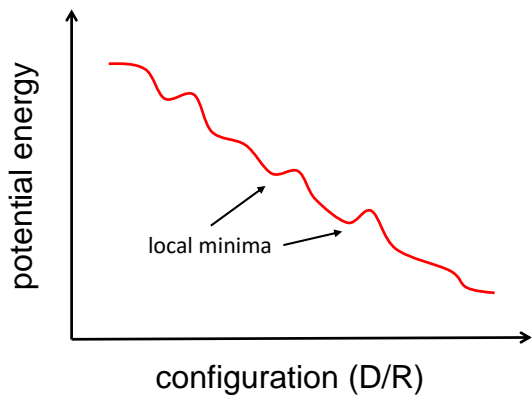


FIG. 12. Schematic of the potential energy landscape associated with the position of the large, pinned particles.

the well-known Brazil nut effect, where the largest particles in a system end up near the free surface in a driven, granular system.

IV. CONCLUSIONS

The jamming transition has been investigated for nearly two decades. We now know that it is a unique example of a random first order transition, and shares similarities with the glass transition. It shares properties with both first and second order phase transitions, such as a finite jump in the order parameter, power law scaling of system properties, diverging correlation lengths, and strong fluctuations near the critical point ($\Delta\phi = 0$). The latter two of these examples are the main ingredients necessary for macroscopic Casimir forces. Here we have shown how Casimir forces arise between two pinned particles in an ambient jammed system of frictionless particles. This force is an ensemble average over many realizations of jammed packings. When the pinned particles are small, they experience sharp fluctuations in their interaction force due to the local structure of the packing, as defined by the pair distribution function. However, at large separations, these particles still retain a small repulsive force.

When the pinned particles are much larger than the ambient jammed particles, the long-ranged Casimir force is dominant, and is purely repulsive. Near jamming, the Casimir force obeys a universal scaling law, $A - B\Delta\phi^{1/2}$, however the exact values of A and B depend on the preparation of the system. Although we do not currently have an explanation for the exponent value, $1/2$, we suspect that this is related to the well-known $1/2$ exponent seen in the behavior of the number of excess contacts versus $\Delta\phi$ since the origin of the Casimir force stems from fluctuations in contact number. The force also depends

on the distance between the pinned particles, and is proportional to $1/(1 + D/R)$ near the jamming transition. The repulsive nature of the force and its increased magnitude at short distances can be explained by the confinement of contact number fluctuations. The boundary of the pinned particles requires a decrease in the mean contact number. Regions of particles with fewer contacts have stronger contacts on average, giving rise to an increase in pressure between the pinned particles.

Casimir forces are intimately connected to system fluctuations. Both quantum and thermal fluctuations are easier to define, whereas ensembles of jammed systems depend on the user protocol for generating them. This makes any attempt at an analytic theory more complicated, however, we speculate that the Casimir force in jammed systems may be intimately related to those found in other nonequilibrium systems [26–34]. Although our simulations are strictly two-dimensional, Eq. 7 can be derived in any dimension, given knowledge of the critical packing fraction ϕ_c . Thus we expect our results to be qualitatively valid in three dimensions, although the exact dependence on parameters such as D/R may change. We leave these questions open for further study. It also remains to be seen how these results extend to finite temperature, especially since a full understanding of the jamming transition at finite temperature is complex, and a subject of active research [49–51]. Figure 5 would suggest that even upon some form of annealing, the Casimir force still remains. Also, Fig. 12 suggests that if the large particles are allowed to move, then they would continue to move farther apart until the system can not escape from a local minimum. Such speculations need to be tested.

The addition of friction may play a crucial role in the behavior of the Casimir force, since it strongly affects the average contact number per particle [52]. Generically, however, there are still excess contacts above the jamming transition in frictional systems, which would act to “screen” the Casimir force, as shown in Fig. 11. We suspect that a repulsive Casimir force would still dominate near jamming, although it is unclear if the universal behaviors would remain since the jamming transition is more well-defined in the absence of friction [53]. Finally, although simulations allow precise control over the particle interaction and ensemble generation, it remains to be seen if these ideas can be experimentally observed. Our lab is currently developing a series of ongoing experiments to test these theoretical predictions.

V. ACKNOWLEDGMENTS

We would like to thank Carl Goodrich, Wouter Ellenbroek, Eric Corwin, and Sidney Nagel for helpful discussions. This work was supported by the National Science Foundation through grant NSF DMR-1455086.

-
- [1] G. H. Rugh, H. Zinkernagel, and T. Y. Cao, *Studies in History and Philosophy of Science Part B: Studies in History and Philosophy of Modern Physics* **30**, 111 (1999).
 - [2] Y. B. Zeldovich, *JETP Lett.* **6**, 316 (1967).
 - [3] H. B. G. Casimir, *Proc. Kon. Nederl. Akad. Wet.* **51**, 793 (1948).
 - [4] G. L. Klimchitskaya, U. Mohideen, and V. M. Mostepanenko, *Rev. Mod. Phys.* **81**, 1827 (2009).
 - [5] A. Bordag, U. Mohideen, and V. M. Mostepanenko, *Phys. Rep.* **353**, 1 (2001).
 - [6] E. Elizalde and A. Romeo, *Am. J. Phys.* **59**, 711 (1991).
 - [7] S. K. Lamoreaux, *Rep. Prog. Phys.* **68**, 201 (2005).
 - [8] S. K. Lamoreaux, *Phys. Rev. Lett.* **78**, 5 (1997).
 - [9] A. O. Sushkov, W. J. Kim, D. A. R. Dalvit, and S. K. Lamoreaux, *Nature Phys.* **7**, 230 (2011).
 - [10] E. M. Lifshitz, *JETP Lett.* **2**, 73 (1956).
 - [11] I. E. Dzyaloshinskii, E. M. Lifshitz, and L. P. Pitaevskii, *Adv. Phys.* **10**, 165 (1961).
 - [12] J. N. Munday, F. Capasso, and V. A. Parsegian, *Nature* **457**, 170 (2009).
 - [13] M. Kardar and R. Golestanian, *Rev. Mod. Phys.* **71**, 4 (1999).
 - [14] S. Balibar and R. Ishiguro, *Pramana J. Phys.* **64**, 743 (2005).
 - [15] A. Gambassi, *J. Phys.: Conf. Ser.* **161**, 012037 (2009).
 - [16] M. E. Fisher and P. G. de Gennes, *Acad. Sci. Paris B* **287**, 207 (1978).
 - [17] C. Hertlein, L. Helden, A. Gambassi, S. Dietrich, and C. Bechinger, *Nature* **451**, 172 (2008).
 - [18] D. Bonn, J. Otwinowski, S. Sacanna, H. Guo, G. Wegdam, and P. Schall, *Phys. Rev. Lett.* **103**, 156101 (2009).
 - [19] A. Hanke, F. Schlesener, E. Eisenriegler, and S. Dietrich, *Phys. Rev. Lett.* **81**, 1885 (1998).
 - [20] O. A. Vasilyev, *Phys. Rev. E* **90**, 012138 (2014).
 - [21] J. R. Edison, N. Tasios, S. Belli, R. Evans, R. van Roji, and M. Dijkstra, *Phys. Rev. Lett.* **114**, 038301 (2015).
 - [22] H. Hobrecht and A. Hucht, *Phys. Rev. E* **92**, 042315 (2015).
 - [23] M. Krech, *The Casimir Effect in Critical Systems* (World Scientific, Singapore, 1994).
 - [24] R. Garcia and M. H. W. Chan, *Phys. Rev. Lett.* **83**, 1187 (1999).
 - [25] S. Rafau, D. Bonn, and J. Meunier, *Physica A* **386**, 31 (2007).
 - [26] R. Brito, R. Soto, and U. M. B. Marconi, *Granular Matter* **29**, 29 (2007).
 - [27] A. Larraza and B. Denardo, *Phys. Lett. A* **248**, 151 (1998).
 - [28] S. P. Obukhov and A. N. Semenov, *Phys. Rev. Lett.* **95**, 038305 (2005).
 - [29] C. Cattuto, R. Brito, U. M. B. Marconi, F. Nori, and R. Soto, *Phys. Rev. Lett.* **96**, 178001 (2006).
 - [30] D. A. Sanders, M. R. Swift, R. M. Bowley, and P. J. King, *Phys. Rev. Lett.* **93**, 208002 (2004).
 - [31] I. Zuriguel, J. F. Boudet, Y. Amarouchene, and H. Kellay, *Phys. Rev. Lett.* **95**, 258002 (2005).
 - [32] Y. Y. Villanueva, D. V. Denisov, S. de Man, and R. J. Wijngaarden, *Phys. Rev. Lett.* **82**, 041303 (2010).
 - [33] M. R. Shaebani, J. Sarabadani, and D. E. Wolf, *Phys. Rev. Lett.* **108**, 198001 (2012).
 - [34] D. Ray, C. Reichhardt, and C. J. O. Reichhardt, *Phys. Rev. E* **90**, 013019 (2014).
 - [35] A. J. Liu and S. R. Nagel, *Annu. Rev. Condens. Matter Phys.* **1**, 347 (2010).
 - [36] D. J. Durian, *Phys. Rev. Lett.* **75**, 4780 (1995).
 - [37] C. S. O'Hern, L. E. Silbert, A. J. Liu, and S. R. Nagel, *Phys. Rev. E* **68**, 011306 (2003).
 - [38] G. Biroli, *Nat. Phys.* **3**, 222 (2007).
 - [39] G. Biroli, J. P. Bouchaud, A. Cavagna, T. S. Grigera, and P. Verrocchio, *Nature Phys.* **4**, 771 (2008).
 - [40] C. P. Goodrich, W. G. Ellenbroek, and A. J. Liu, *Soft Matter* **9**, 10993 (2013).
 - [41] S. S. Schoenholz, C. P. Goodrich, O. Kogan, A. J. Liu, and S. Nagel, *Soft Matter* **9**, 11000 (2013).
 - [42] E. Bitzek, P. Koskinen, F. Gähler, M. Moseler, and P. Gumbsch, *Phys. Rev. Lett.* **97**, 170201 (2006).
 - [43] J. C. Burton and S. R. Nagel, *Phys. Rev. E* **93**, 032905 (2016).
 - [44] J. C. Crocker, J. A. Matteo, A. D. Dinsmore, and A. G. Yodh, *Phys. Rev. Lett.* **82**, 4352 (1999).
 - [45] D. A. McQuarrie, *Statistical Mechanics* (Harpers and Row, New York, New York, 1976).
 - [46] M. Zubaszcwaska, A. Maciolek, and A. Drzewiński, *Phys. Rev. E* **88**, 052129 (2013).
 - [47] G. Biroli and J. P. Bouchaud, in *Structural Glasses and Supercooled Liquids: Theory, Experiment, and Applications*, edited by P. G. Wolynes and V. Lubchenko (John Wiley and Sons, Hoboken, New Jersey, 2012) p. 31.
 - [48] M. Wyart, S. R. Nagel, and T. A. Witten, *Europhys. Lett.* **72**, 486 (2007).
 - [49] E. DeGiuli, E. Lerner, and M. Wyart, *J. Chem. Phys.* **142**, 164503 (2015).
 - [50] T. A. Caswell, Z. Zhang, M. L. Gardel, and S. R. Nagel, *Phys. Rev. E* **87**, 012303 (2013).
 - [51] A. Ikeda, L. Berthier, and G. Biroli, *J. Chem. Phys.* **138**, 12A507 (2013).
 - [52] M. van Hecke, *J. Phys. Cond. Matt.* **22**, 033101 (2010).
 - [53] D. Bi, J. Zhang, B. Chakraborty, and R. P. Behringer, *Nature* **480**, 355 (2011).