

Comment on ‘Brownian motion and the hydrodynamic friction tensor for colloidal particles of complex shape’

Bogdan Cichocki

*Institute of Theoretical Physics, Faculty of Physics,
University of Warsaw, Pasteura 5, 02-093 Warsaw, Poland*

Maria L. Ekiel-Jezewska* and Eligiusz Wajnryb

*Institute of Fundamental Technological Research,
Polish Academy of Sciences, Pawińskiego 5B, 02-106 Warsaw, Poland*

(Dated: September 26, 2018)

The exact analytical expressions for the time-dependent cross-correlations of the translational and rotational Brownian displacements of a particle with arbitrary shape, derived by us elsewhere, are in this Comment applied to construct a method to analyze Brownian motion of a particle of an arbitrary shape, and to extract accurately the self-diffusion matrix from the measurements of the cross-correlations, what in turn allows to determine details of the particle structure. In this way, we significantly improve the procedure proposed in [Phys. Rev. E **88**, 050301 (R) (2013)] to serve the same goal. We apply our new method to analyze the experimental results obtained in [Phys. Rev. E **88**, 050301 (R) (2013)] for the micrometer-sized aggregates of the beads and explicitly demonstrate the low accuracy of that procedure to determine the self diffusion (or alternatively the friction matrix) from the initial slopes of the measured time-dependent cross-correlations. We also point out that numerical simulations (similar to those performed in [Phys. Rev. E **88**, 050301 (R) (2013)]) cannot be easily used to extract the self-diffusion matrix with a comparable precision.

I. INTRODUCTION

The characteristic time τ_R of the rotational Brownian diffusion for nanoparticles is typically much smaller than the time resolution t in the experiments, $t \gg \tau_R$. In this case, nanoparticles can be treated as point-like, and described by the standard Brownian theory [1]. However, for Brownian microparticles, the characteristic time τ_R is of the order of seconds, and therefore non-negligible in comparison to the typical time scales t of the measured Brownian motion, $t \lesssim \tau_R$. In this case, the mean translational and rotational displacements of the Brownian particle significantly change with time, and a more general theoretical approach is needed.

On the other hand, nowadays there is a lot of interest in experimental studies of Brownian particles of relatively large sizes [2–5]. In Ref. [5], the Brownian motions of non-symmetric microparticles were investigated at the time scales comparable with the characteristic time τ_R of the rotational Brownian diffusion. The time-dependent cross-correlations of the Brownian translational and orientational displacements of microparticles with different shapes were measured and the initial slopes of these curves were used to experimentally determine the friction matrices. Based on the details of the particle shape, known from the experiment, these matrices were also evaluated numerically with HYDROSUB, and then used as the input to time-dependent numerical simulations of

the Brownian displacement cross-correlations. Although the results qualitatively agree with each other, but there are significant quantitative differences, which are by the authors explained by the statistical uncertainty of the measurements.

The goal of this comment is to demonstrate that the method to analyze Brownian motion and to extract the friction coefficients, presented in Ref. [5], can be significantly improved based on the new analytical expressions which have been recently derived from the Smoluchowski equation for the Brownian motion of a particle with an arbitrary shape [6, 7]. These expressions allow to fit the the friction (or, equivalently, mobility) coefficients of a particle using its Brownian displacement cross-correlations in the whole range of the measured times. This procedure allows to determine the mobility coefficients (and therefore a more detailed structure of the particle) with a significantly higher precision than in Ref. [5].

II. GOALS AND THEORETICAL FRAMEWORK

It is worthwhile to consider two generic cases. First, the particle structure and size are known and the goal is to study its translational and rotational Brownian motion. Second, the particle structure is not known, and the Brownian displacement cross-correlations are used to determine its mobility coefficients which in turn provide information about the particle structure and size. Numerical computations performed in Ref. [5] correspond to the first case. However, analysis of experimental data is usually related to the second case. The challenging question is if the cross-correlations mea-

*Corresponding author: mekiel@ippt.pan.pl

measurements can be analyzed with a precision high enough to provide information about the particle geometry.

In this Comment, we apply the analytic expressions from Refs. [6, 7] to satisfy both goals. In Sec. III, we perform calculations which belong to the first case. In Sec. IV, we generalize this approach to the second case.

The basic theoretical framework used in Sec. III is the following. First, we evaluate the friction matrix [6, 8] for the particles at their initial orientations, to compare with the experimental and numerical results from Ref. [5]. We follow Ref. [5], where the friction matrix was divided by the fluid viscosity η and denoted as \mathcal{H} . Therefore, the translational-translational, rotational-translational and rotational-rotational elements of \mathcal{H} are given in terms of μm , μm^2 and μm^3 , respectively.

We also evaluate the diffusion tensor \mathcal{D} for the particles at their initial orientations,

$$\mathcal{D} = k_B T \boldsymbol{\mu}, \quad (1)$$

where k_B is the Boltzmann constant, T is the temperature and $\boldsymbol{\mu}$ is the mobility matrix ($\eta\mathcal{H}$ is the inverse of $\boldsymbol{\mu}$).

Next, we use the elements of the diffusion matrix \mathcal{D} to determine the cross-correlation matrix $\mathbf{C}(t)$ of the time-dependent Brownian translational and orientational displacements of these particles,[6, 7]

$$\mathbf{C}(t) = \begin{bmatrix} \langle \Delta \mathbf{R}(t) \Delta \mathbf{R}(t) \rangle_0 & \langle \Delta \mathbf{R}(t) \Delta \mathbf{u}(t) \rangle_0 \\ \langle \Delta \mathbf{u}(t) \Delta \mathbf{R}(t) \rangle_0 & \langle \Delta \mathbf{u}(t) \Delta \mathbf{u}(t) \rangle_0 \end{bmatrix}. \quad (2)$$

with $\Delta \mathbf{R}$ and $\Delta \mathbf{u}(t)$ defined as in Refs. [5–7],

$$\Delta \mathbf{R}(t) = \mathbf{R}(t) - \mathbf{R}(0), \quad (3)$$

$$\Delta \mathbf{u}(t) = \frac{1}{2} \sum_{p=1}^3 \mathbf{u}^{(p)}(0) \times \mathbf{u}^{(p)}(t), \quad (4)$$

where $\mathbf{R}(t)$ denotes the time-dependent position of a reference center and $\mathbf{u}^{(p)}(t)$, $p = 1, 2, 3$, are three mutually perpendicular unit vectors which describe the particle orientation at time t [5, 6].

The averages $\langle \dots \rangle_0$ are taken with respect to the particle positions and orientations, using the conditional probability which satisfies the Smoluchowski equation [1, 9].

To determine the hydrodynamic friction matrix $\eta\mathcal{H}$ and the diffusion tensor \mathcal{D} we solve the Stokes equations by the multipole method, using the accurate numerical codes HYDROMULTIPOLE with the lubrication correction [10]. We apply the multipole truncation order $L=20$. Then, we apply the expressions for the cross-correlations derived from the Smoluchowski equation in Refs. [6, 7].

For spheres or some other symmetric particle shapes, the mobility and friction matrices are diagonal. Therefore, the mobility center coincides with the center-of-mass, we are in the frame in which the

rotational-rotational diffusion tensor is diagonal, and we can directly use the simple analytical expressions derived in Ref. [6]. For irregular shapes, we first rotate the system of coordinates to the reference frame in which the rotational-rotational diffusion matrix is diagonal. Still, the translational-rotational coupling does not vanish, and therefore, we use more complicated analytical expressions for the cross-correlations from Ref. [7]. To compare with the experiments, we rotate back the frame of reference.

III. CALCULATIONS: CASE 1

A. Particles

Following Ref. [5], we consider three particles: regular trimer, regular tetramer and irregular trimer, made of spheres (labeled by $i = 1, 2, 3, 4$). For the regular trimer and regular tetramer, the beads have equal diameters d and overlap, with equal distances l between the closest bead centers, with $d = 2.1\mu\text{m}$ and $l = 1.5\mu\text{m}$ for the trimer and $d = 2.4\mu\text{m}$ and $l = 2.3\mu\text{m}$ for the tetramer. For the irregular trimer, the beads have diameters $d_1 = 2.1\mu\text{m}$, $d_2 = 1.3\mu\text{m}$, $d_3 = 1.7\mu\text{m}$, they do not overlap, and the distances between the bead centers are $l_{13} = 2.2\mu\text{m}$, $l_{12} = 2.2\mu\text{m}$, $l_{23} = 1.7\mu\text{m}$. The particles at their initial orientations with respect to the chosen coordinate system are shown in Fig. 1; the centers of three beads are in the plane $x_1 = 0$. From now on we will choose the center of mass position as the reference center position $\mathbf{R}(t)$, and will use the same notation as in Ref. [5], to allow for the comparison with the experiments.

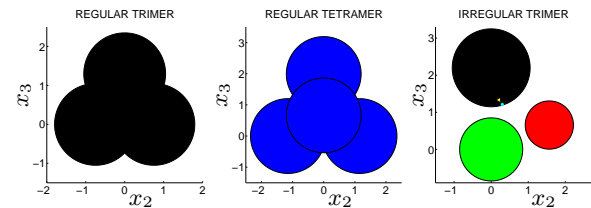


FIG. 1: Bead models of different rigid particles. For irregular trimer, the center of mass (yellow triangle) does not coincide with the mobility center (cyan circle).

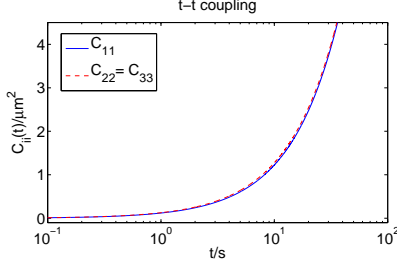
B. Regular trimer

For the regular trimer at the chosen orientation shown in Fig. 1, the friction matrix has the form,

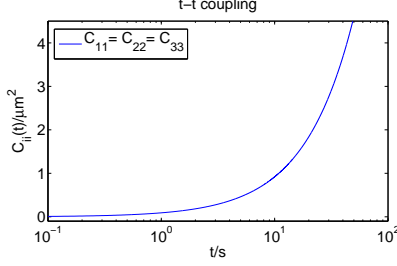
$$\mathcal{H} = \begin{pmatrix} 30.5 & 0 & 0 & 0 & 0 & 0 \\ 0 & 28.4 & 0 & 0 & 0 & 0 \\ 0 & 0 & 28.4 & 0 & 0 & 0 \\ 0 & 0 & 0 & 112 & 0 & 0 \\ 0 & 0 & 0 & 0 & 89.3 & 0 \\ 0 & 0 & 0 & 0 & 0 & 89.3 \end{pmatrix}, \quad (5)$$

with the units μm and μm^3 , respectively.

REGULAR TRIMER



REGULAR TETRAMER



IRREGULAR TRIMER

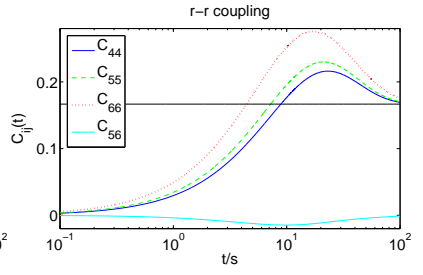
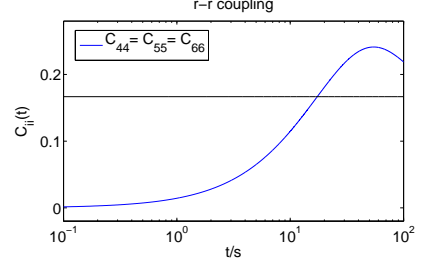
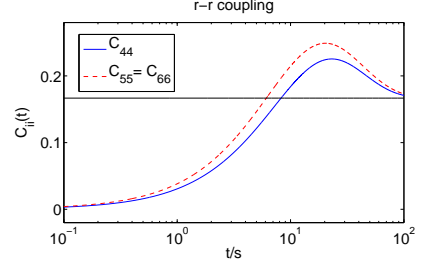
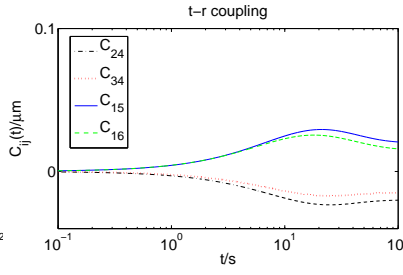
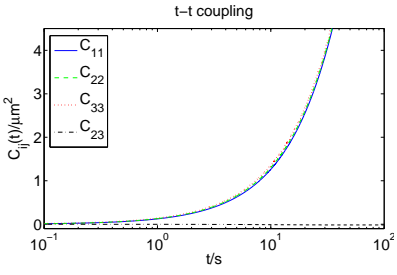


FIG. 2: Cross-correlations $C_{ij}(t)$ for regular trimer (top row), regular tetramer (middle row) and irregular trimer (bottom row). Translational-translational, translational-rotational and rotational-rotational couplings are shown in the left, middle and right columns, respectively. Horizontal line: $C_{44}(\infty) = C_{55}(\infty) = C_{66}(\infty) = 1/6$.

The cross-correlations are given by the same expressions as for axially symmetric shapes [6],

$$C_{11} = 0.126 t/s - 0.0481(1 - e^{-0.123 t/s}), \quad (6)$$

$$C_{22} = C_{33} = 0.126 t/s + 0.0240(1 - e^{-0.123 t/s}), \quad (7)$$

$$C_{44} = \frac{1}{6} + \frac{1}{12}e^{-0.123 t/s} - \frac{1}{2}e^{-0.106 t/s} + \frac{1}{4}e^{-0.0410 t/s}, \quad (8)$$

$$C_{55} = C_{66} = \frac{1}{6} - \frac{1}{6}e^{-0.123 t/s} - \frac{1}{4}e^{-0.119 t/s} + \frac{1}{4}e^{-0.0367 t/s}. \quad (9)$$

The expressions (6)-(9) are plotted versus time in the top row of Fig. 2. The off-diagonal components vanish.

C. Regular tetramer

For the regular tetramer at the chosen orientation shown in Fig. 1, and the units μm and μm^3 , respectively, the friction matrix has the form,

$$\mathcal{H} = \begin{pmatrix} 39.7 & 0 & 0 & 0 & 0 & 0 \\ 0 & 39.7 & 0 & 0 & 0 & 0 \\ 0 & 0 & 39.7 & 0 & 0 & 0 \\ 0 & 0 & 0 & 248 & 0 & 0 \\ 0 & 0 & 0 & 0 & 248 & 0 \\ 0 & 0 & 0 & 0 & 0 & 248 \end{pmatrix}. \quad (10)$$

The cross-correlations are given by the same expressions as for a spherical particle [6],

$$C_{11} = C_{22} = C_{33} = 0.0920 t/s, \quad (11)$$

$$C_{44} = C_{55} = C_{66} = \frac{1}{6} - \frac{5}{12}e^{-0.0443 t/s} + \frac{1}{4}e^{-0.0148 t/s}. \quad (12)$$

The expressions (11)-(12) are plotted versus time in the middle row of Fig. 2. The off-diagonal components vanish.

D. Irregular trimer

For the irregular trimer at the chosen orientation shown in Fig. 1, and the units μm and μm^3 , respectively, the friction matrix has the form,

$$\mathcal{H} = \begin{pmatrix} 29.9 & 0 & 0 & 0 & -4.06 & -2.95 \\ 0 & 28.0 & 0.318 & 2.92 & 0 & 0 \\ 0 & 0.318 & 26.6 & 2.07 & 0 & 0 \\ 0 & 2.92 & 2.07 & 117 & 0 & 0 \\ -4.06 & 0 & 0 & 0 & 101 & 8.51 \\ -2.95 & 0 & 0 & 0 & 8.51 & 69.3 \end{pmatrix}. \quad (13)$$

To determine the cross-correlations, we first go to the frame of reference where the rotational-rotational mobility is diagonal, and evaluate the

correlation matrix \mathbf{C}^{diag} in this frame, using the explicit expressions from Ref. [7]. Then, with the use of the 3×3 transformation matrix \mathbf{T} , we transform it to the original frame of reference,

$$C_{n+i,m+l} = T_{ij}^{-1} C_{n+j,m+k}^{diag} T_{lk}, \quad (14)$$

In Eq. (14), $i, j, k, l = 1, 2, 3$ are the Cartesian components, and $n, m = 0, 3$ label the translational and rotational parts of the correlation matrix. The expressions are lengthy and therefore not explicitly written in this note. All the non-vanishing translational-translational, translational-rotational and rotational-rotational correlations are plotted in the bottom row of Fig. 2.

E. Discussion

In general, the numerical friction tensors and cross-correlations of the Brownian displacements from Ref. [5] agree well with our results presented in this Comment. No wonder, since they are obtained for the same sizes and relative positions of the spherical beads which model the particle shape. The only meaningful differences are observed the rotational-translational couplings of the irregular trimer which are small and difficult to be determined numerically. Comparing the corresponding elements of the hydrodynamic friction matrices in Eqs. (5), (10) and (13) with those given in Fig. 1 of Ref. [5], we need to take into account different geometries and accuracies of the models. In the HYDROSUB algorithm and numerical program, used in Ref. [5], the surface of the particle is represented by a shell of small elements (“minibeads”); the results are extrapolated to a zero minibead radius [11]. In this work, each sphere of the cluster is represented by a single bead, and the accurate HYDROMULTIPOLE numerical codes based on a very precise multipole method corrected for lubrication are used to evaluate the friction matrix elements [10].

IV. NEW METHOD: CASE 2

We will now apply our analytical expressions from Ref. [7] to analyze the experimental results for the irregular trimer given in Ref. [5]. For this particle, the non-linear deviations present in the analytical expressions from Sec. III are very small, and the theoretical translational-translational correlations grow with time almost linearly. We will now estimate the corresponding self-diffusion constant D_{cm} (see Eq. (20) in Ref. [7]) which characterizes the isotropic mean square displacement at large times. Using the theoretical and experimental friction matrices, we obtain $D_{cm} = 0.065 \mu\text{m}^2/\text{s}$ and $0.073 \mu\text{m}^2/\text{s}$, respectively. However, the experimental results shown in Fig. 2 in Ref. [5] correspond to value of D_{cm} which is around two times smaller. There is a clear mismatch between the values which characterize essential feature of the Brownian motion: the value deduced from the measured time-dependent translational-translational correlations in a wide range of times and the value determined from the initial slopes of these functions. This difference can be understood taking into account large statistical uncertainty of the experimental results. However, there is no doubt that a method based on fitting in the whole range of times is more accurate than the method based on the initial slope.

Therefore, we propose the following new method to determine the self-diffusion matrix \mathbf{D} from the measured time-dependent cross-correlation matrix $\mathbf{C}(\mathbf{t})$. First, we determine (and go to) the frame of reference in which the matrix $\langle \Delta \mathbf{u}(t) \Delta \mathbf{u}(t) \rangle_0$ is diagonal. Then, we use the time-dependent analytic expressions from Ref. [7] to determine in this frame D_1 , D_2 , D_3 , and the rest of the self-diffusion coefficients. Finally, we can transform \mathbf{D} back to the original frame of reference. This procedure can be applied to particles of arbitrary shapes.

M.L.E.-J. was supported in part by the Polish National Science Centre (Narodowe Centrum Nauki) under grant No. 2014/15/B/ST8/04359.

-
- [1] N. van Kampen, *Stochastic Processes in Physics and Chemistry, 3rd Edition*, North-Holland, 2007.
 - [2] A. Chakrabarty, A. Konya, F. Wang, J. V. Selinger, K. Sun, and Qi-Huo Wei, *Langmuir* **30**, 13844 (2014).
 - [3] A. Wang, T. G. Dimiduk, J. Fung, S. Razavi, I. Kretzschmar, K. Chaudhary, and V. N. Manoharan, *J. Quant. Spectrosc. Radiat. Transfer* **146**, 499 (2014).
 - [4] L. Koens and E. Lauga, *Phys. Biol.* **11**, 066008 (2014).
 - [5] D. J. Kraft, R. Wittkowski, B. ten Hagen, K. V. Edmond, D. J. Pine and H. Löwen, *Phys. Rev. E* **88**, 050301 (2013).
 - [6] B. Cichocki, M. L. Ekiel-Jezewska and E. Wajnryb, *J. Chem. Phys.* **142**, 214902 (2015).
 - [7] B. Cichocki, M. L. Ekiel-Jezewska and E. Wajnryb, *J. Chem. Phys.* **144**, 076101 (2016).
 - [8] S. Kim and S. J. Karrila, *Microhydrodynamics: Principles and Selected Applications* (Butterworth-Heinemann, Boston, 1991).
 - [9] R. B. Jones and P. N. Pusey, *Annu. Rev. Phys. Chem.* **42**, 137 (1991).
 - [10] B. Cichocki, M. L. Ekiel-Jezewska, E. Wajnryb, *J. Chem. Phys.* **111**, 3265 (1999).
 - [11] J. G. de la Torre, *The HYDRO suite of programs for rigid-particle hydrodynamics*, leonardo.inf.um.es/macromol/programs/hydrosuite.pdf