

Annotation Order Matters: Recurrent Image Annotator for Arbitrary Length Image Tagging

Jiren Jin

The University of Tokyo
7-3-1 Hongo, Bunkyo-ku, Tokyo, Japan
Email: jin@nlab.ci.i.u-tokyo.ac.jp

Hideki Nakayama

The University of Tokyo
7-3-1 Hongo, Bunkyo-ku, Tokyo, Japan
Email: nakayama@nlab.ci.i.u-tokyo.ac.jp

Abstract—Automatic image annotation has been an important research topic in facilitating large scale image management and retrieval. Existing methods focus on learning image-tag correlation or correlation between tags to improve annotation accuracy. However, most of these methods evaluate their performance using top- k retrieval performance, where k is fixed. Although such setting gives convenience for comparing different methods, it is not the natural way that humans annotate images. The number of annotated tags should depend on image contents. Inspired by the recent progress in machine translation and image captioning, we propose a novel Recurrent Image Annotator (RIA) model that forms image annotation task as a sequence generation problem so that RIA can natively predict the proper length of tags according to image contents. We evaluate the proposed model on various image annotation datasets. In addition to comparing our model with existing methods using the conventional top- k evaluation measures, we also provide our model as a high quality baseline for the arbitrary length image tagging task. Moreover, the results of our experiments show that the order of tags in training phase has a great impact on the final annotation performance.

I. INTRODUCTION

Image annotation is a task to associate multiple semantic tags regarding to the contents of images. With the rapid development of Internet and social web applications, the amount of online images created by users is continuously increasing. The large amount of images brings a heavy burden for image management and retrieval. Since the major approaches for people to search or to index images are through referring to the associated tags, it is a necessary step to annotate these images with proper tags. However, manually annotating images is an expensive and labor intensive work for human beings. Hence it is better if we can learn a model from available image-tag samples and use the model to automatically label new images with keywords (tags) from the annotation vocabulary. In fact, this kind of technique is called automatic image annotation (AIA) [1], which has been an important research topic in computer vision for decades.

Previous researches focus on learning the image-to-tag correlation as well as tag-to-tag correlation to improve the annotation performance. Although much progress has been made in the research community, most of the existing methods overlooked a fundamental philosophy of recognition: recognizing




Fig. 1. Examples of results showing differences between Top-5 annotations and arbitrary length annotations. Top-5 annotations tend to generate more false positives (red). AL: arbitrary length, T5: Top-5, GT: ground truth.

the right things. A common conventional evaluation setting has a fixed annotation length k , and a typical k value 5 has been used in many previous methods [2]–[5] for the ease of comparison. However, we argue that this convention can be insufficient in previous work, since it is not the normal way that we humans annotate images, and the assumption of fixed annotation length is not the fact of realistic images either, as shown in Figure 1. Therefore arbitrary length annotation is required for more reasonable annotation results. For top- k predictions, traditional methods simply select the k tags with highest prediction scores. For arbitrary length annotation, it is possible to easily imagine a naive extension that is to threshold the prediction scores. However, finding a good threshold is more difficult than merely setting a hyper-parameter as we might expect, because the optimal threshold can actually be dependent on each different image.

Instead of struggling to find the appropriate threshold, we want to import an explicit mechanism to model the annotation length, for which we originally form the image annotation task as a sequence generation problem. Therefore we propose a novel model called Recurrent Image Annotator (RIA) that

jointly uses Convolutional Neural Networks and Recurrent Neural Networks (RNN) for predicting tag sequences. In the annotation phase, we just use an image as the initial input of RIA and then it will automatically generate annotation tags one by one, as shown in Figure 2. The idea is inspired by recent success of RNN in machine translation [6], and especially in image captioning [7], [8], where the task is to generate natural language sentences from images. The advantages of using RNN do not only include its nature to generate varied length outputs, but also its ability to refer to previous inputs when predicting the current time step output. Such ability allows RNN to exploit the correlations of both image-to-tag and tag-to-tag.

Now we have a CNN to extract image visual features, and an RNN to generate the tag sequence from the visual features, what do we need next? The answer is: an order. Both machine translation and image captioning aim to generate sentences, which have a natural order available for the RNN model to learn from. Unfortunately, in our image annotation task, there is no natural order available. Instead, we have to choose or learn an order to make our proposed model actually work.

Just like sentences obey the language rules to form the order, we believe that there exist intrinsic “language rules” for tags to form an order to describe an image. There are two points for an order to be good in our task. First, the order “rule” should be based on semantic image and tag information. Second, tag sequences in each training example should follow the same rule to be sorted, since only in this way can the model learn the “rule” from the training examples, and further generalize the prediction on the test images.

To facilitate the training of our model as well as testing the importance of tag orders, we propose several strategies to provide tag orders. And we compare the performance of our model with different tag orders in the experiments.

The main contributions of our work are as follows:

- 1) To our best knowledge, our work is one of the first¹ to form image annotation task as a sequence generation problem, and we propose a novel RNN based model Recurrent Image Annotator to handle image annotation work.
- 2) We analyze the insufficiency in existing methods that they do not pay enough attention to generate image dependent number of tags, which should be a natural requirement in realistic tasks. We propose our RIA model as a high quality baseline for comparing the performance on arbitrary length image tagging. We hope that our work can help and encourage future work on this new task.
- 3) We propose and evaluate several orders for sorting the tag inputs of RIA model, and show the importance of tag order in the tag sequence generation problem.

¹We found [9] became publicly available on arXiv.org after we finished our work. Though there are several similar ideas existing in both papers, the focuses and motivations of ours are different. We pay more attention to the annotation length, and the tag sequence order used in training phase.

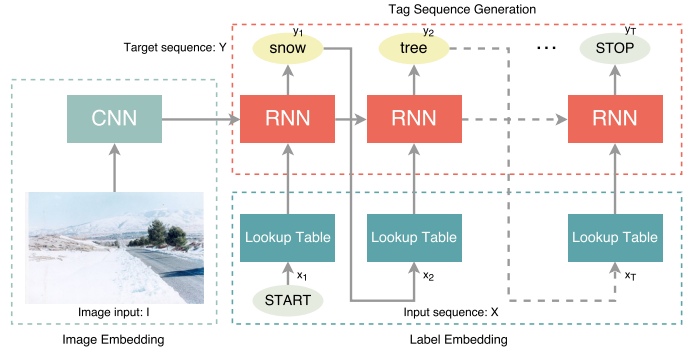


Fig. 2. General architecture of RIA model. In test phase, once the RIA model receives the input image I , and is triggered by the $START$ signal, it predicts the first output tag. Then it starts a loop that uses previous output as input of the next time step, predicting the tag sequence Y recursively. The loop will continue until the $STOP$ signal is predicted.

II. RELATED WORK

In this section, we review previous work in AIA and introduce previous work related to our RIA model, i.e., CNN and RNN.

A. Automatic Image Annotation

Generally the existing methods of RIA can be grouped into three categories: generative models, discriminative models, and nearest neighbor type models. Generative models minimize the generative data likelihood based on topic models [10], where each topic is a distribution over image features and annotation tags, or mixture models [2], [11], [12], where the models define a joint distribution over image features and annotation tags. Different from generative models, discriminative models [13], [14] focus on directly learning a classifier for tag prediction, and recently CNN based multi-label classification models have been proposed [15], [16]. Another simple but powerful group of models are k-nearest-neighbor (KNN) based models [3]–[5], which also benefit from metric learning of multiple hand-crafted visual features.

B. Convolutional Neural Networks

The first step in AIA is to extract effective and efficient visual features from raw image pixels. Traditional methods usually use hand-crafted global or region based image features, or the combination of them [4], while recent researches indicate that features extracted from Convolutional Neural Networks (CNN) [17], [18] have significantly superior performance over these hand-crafted features on single-label image classification task [19], [20]. However, the recent work [21] show that deep CNN features do not outperform handcrafted features a lot in the traditional methods. We think one of the possible reasons is that the benefit from metric learning on multiple hand-crafted features is lost. Another problem is that currently there is no suitable loss function that can handle multi-label image classification perfectly for CNN models (for single-label classification task defining the optimal loss is trivial).

C. Recurrent Neural Networks

Recurrent Neural Networks (RNN) are networks with loops, which can be treated as multiple copies of the same network that are connected by passing messages (state) to the successor. However, the original architecture of RNN is difficult to train for long sequences due to gradient exploding and vanishing problem [22]. The gradient exploding problem can be easily coped with gradient clipping, i.e., limiting the absolute value of gradients. The vanishing problem is more difficult to handle, therefore several variants of RNN have been proposed for solving the problem of long term dependencies, for example, LSTM [23] and GRU [24]. These RNN variants use hidden cell states and gate functions to control how information from each previous time step is combined and propagated, and have been proved to work better than vanilla RNN [25].

We choose LSTM as our RNN sub-module just because it has been widely used and tested. Recent researches [25] compare LSTM and GRU, showing that they have similar performance. In our RIA model, RNN is used as a decoder to decode tag sequence from image input, and is the crucial part to predict arbitrary length of annotation results.

III. RECURRENT IMAGE ANNOTATOR

In this section, we describe the entire model architecture first, and then explain the details of each sub-module. For convenience and readability, we denote a single training example as an image I and a target tag sequence Y . The target tag sequence Y contains training annotations y_1, \dots, y_{T-1} and a special *STOP* signal y_T . Similarly, an input tag sequence X contains the *START* signal x_1 followed by the training annotation tags x_2, \dots, x_T .

As shown in Figure 2, we use RNN as a decoder that decodes tag sequence Y from the input image I . To fit the image and tag sequence into the RNN model, we first embed them into latent image space and tag space with the image embedding and tag embedding submodule, respectively. Then we train our model with the embedded image and tag vectors. After training, the model will be able to generate a sequence of tags only from the (unseen) input image.

A. Image Embedding

We either use pre-trained CNN features or jointly train a CNN to extract image features. In both cases we add a linear projection layer to project the output of CNN into H dimensional space, where H is the number of nodes in RNN hidden layer. In this way the CNN can be directly joined with the RNN sub-module.

B. Tag Embedding

Instead of directly using one-hot vectors to represent tags, we map the tags to D dimensional embedding vectors by using a lookup table like the common way to learn distributed word embeddings [26]. The lookup table is trainable and can learn what kind of representation to generate through training. In this way, the learned D dimensional tag representation can be optimized for minimizing the annotation error.

TABLE I
DATASET DESCRIPTION

	Corel 5K	ESP Game	IAPR TC12
Vocabulary size	260	269	291
Number of images	4,493	18,689	17,665
Words per image	3.4 / 5	4.7 / 15	5.7 / 23
Images per word	58.6 / 1004	362.7 / 4553	347.7 / 4999

C. Tag Sequence Generation

We describe the tag sequence generation in two phases: training and testing.

In the training phase, the LSTM accepts an image embedding vector as its initial hidden state h_0 and the cell state c_0 of LSTM is initialized as zero. The *START* signal is fed to the LSTM as its first input x_1 . From the time step $t = 1$, the model will continue computing output score s^t conditioned on h_t , then predicted tag index \hat{y}_t will be decided by:

$$\hat{y}_t = \arg \max_j s_j^t \quad \text{for } j = 1, \dots, V \quad (1)$$

where s_j^t is the score for tag index j at time step t and V is the vocabulary size plus one (for *STOP* signal). On the other hand, h_t is based on the current input x_t , the previous hidden state h_{t-1} and cell state c_{t-1} . In this way, when predicting tags, the model can refer to both the current input tag and the previous predicted tags. The procedure that how hidden state and cell state propagate through time step is described as below:

$$f_t = \sigma(W_f \cdot [h_{t-1}, x_t] + b_f) \quad (2)$$

$$i_t = \sigma(W_i \cdot [h_{t-1}, x_t] + b_i) \quad (3)$$

$$o_t = \sigma(W_o \cdot [h_{t-1}, x_t] + b_o) \quad (4)$$

$$g_t = \tanh(W_g \cdot [h_{t-1}, x_t] + b_g) \quad (5)$$

$$c_t = f_t \odot c_{t-1} + i_t \odot g_t \quad (6)$$

$$h_t = o_t \odot \tanh(c_t) \quad (7)$$

where f_t, i_t, o_t, g_t are the gate units of LSTM [23], and W_*, b_* represent the corresponding weights and bias. The \cdot and \odot stand for the operator of matrix multiplication and element-wise multiplication respectively. The loss function of RIA is defined as the cross-entropy of prediction score s^t :

$$L = \sum_{t=1}^T -\log \frac{\exp(s_{y_t}^t)}{\sum_{j=1}^V \exp(s_j^t)} \quad (8)$$

In the testing phase, referring to Figure 2, the procedure is similar but simpler. The only needed input is the test image and the *START* signal for triggering the first output tag. Then the sequence generation loop starts, in which the output of each time step t will be used as the input of next time step $t + 1$, until the *STOP* signal is predicted.

D. Order of Tag Sequence

To use the original training annotations as the input of LSTM, we have to sort the tag set to a tag sequence. We

TABLE II
EXPERIMENTAL RESULTS OF ARBITRARY LENGTH ANNOTATION

Method	Features	Corel 5K				ESP GAME				IAPR TC12			
		P	R	F	N+	P	R	F	N+	P	R	F	N+
RIA (dictionary)	fc7	30	29	30	138	32	29	29	249	32	28	29	239
RIA (random)	fc7	34	34	32	139	36	24	27	230	33	25	28	241
RIA (rare-first)	fc7	32	35	32	139	33	31	31	249	35	34	34	267
RIA (frequent-first)	fc7	30	30	29	126	34	23	24	216	31	20	22	207
RIA (dictionary)	conv5	27	28	26	119	30	26	26	234	30	25	26	240
RIA (random)	conv5	28	29	27	127	29	22	25	233	30	20	23	222
RIA (rare-first)	conv5	32	33	30	134	31	28	29	243	32	29	30	258
RIA (frequent-first)	conv5	28	29	27	125	30	22	24	218	29	19	21	200
RIA (dictionary)	finetune	26	29	26	128	31	30	29	251	32	34	31	261
RIA (rare-first)	finetune	31	33	31	135	33	33	31	251	35	37	34	265

TABLE III
EXPERIMENTAL RESULTS OF TOP-5 ANNOTATION

Method	Features	Corel 5K				ESP GAME				IAPR TC12			
		P	R	F	N+	P	R	F	N+	P	R	F	N+
MBRM [2]	HC ¹	24	25	25	122	18	19	19	209	24	23	24	223
JEC [3]	HC	27	32	29	139	22	25	23	224	28	29	29	250
TagProp [4]	HC	33	42	37	160	39	27	32	239	46	35	40	266
2PKNN [5]	HC	39	40	40	177	51	23	32	245	49	32	39	274
JEC	fc7	31	32	31	141	26	22	24	234	28	21	24	237
2PKNN	fc7	33 ²	30	32	160	40	23	29	250	38	23	29	261
RIA (dictionary)	fc7	30	29	30	138	32	27	27	241	31	26	27	233
RIA (rare-first)	fc7	32	35	32	139	32	32	31	249	35	34	33	267

¹ HC: hand-crafted features.

² For a fair comparison, we only use bold fonts for the highest value among the methods using the same fc7 features.

provide four orders: dictionary order, random order, rare-first order and frequent-first order. The dictionary order sorts the tags for each image alphabetically; the random order generates random tag sequence for each image as its name suggests; the rare-first order put the rarer tag before the more frequent ones (based on tag frequency in the dataset); the frequent-first order put the more frequent tag before the less frequent ones.

IV. DATASETS AND EXPERIMENTAL SETUP

In this section we first present the dataset used in our experiments, then we describe the different experimental settings and the evaluation measures for the experiments. Finally we explain the training details in our experiments.

A. Datasets

We adopt three image annotation datasets that have been used in previous work: Corel 5K [10], ESP Game [27], and IAPR TC12 [28]. Table I shows statistics of the training sets of three datasets, some of which are described in a mean / maximum manner.

B. Experimental Setting

First, we compare RIA model with different tag sequence orders in the task of arbitrary length annotation. To further explore the image embedding submodule, we also compare the RIA models trained with different kinds of CNN features.

Second, we compare RIA model with existing methods on the three datasets in top-5 evaluation measures. For a fair comparison, especially we want to compare with the state-of-the-art methods that use the same CNN features as we adopt in our model.

C. Evaluation Measures

For both top-5 annotation and arbitrary length annotation, we use precision P , recall R and F-measure F averaged over classes as the main evaluation measures. Another widely used measure $N+$, which represents the number of classes with non-zero recall value, is also reported.

D. Training Details

We use three different ways to obtain the visual features: the last fully-connected layer of a pre-trained CNN denoted as $fc7$, the last convolutional layer of a pre-trained CNN denoted as $conv5$, and the output of a jointly trained (fine-tuned) CNN. The specific CNN model used here is the VGG-16 net [19]. For the tag sequence prediction module (LSTM), we set the dimension of hidden states H and input D both to be 1024, and we finally choose the number of hidden layers to be 1 after exhaustive validations.

The learning rate policy used in our experiment is Adam [29], which has been widely used recently. We set the initial learning rate, β_1 , β_2 and ϵ as 0.0001, 0.9, 0.999,

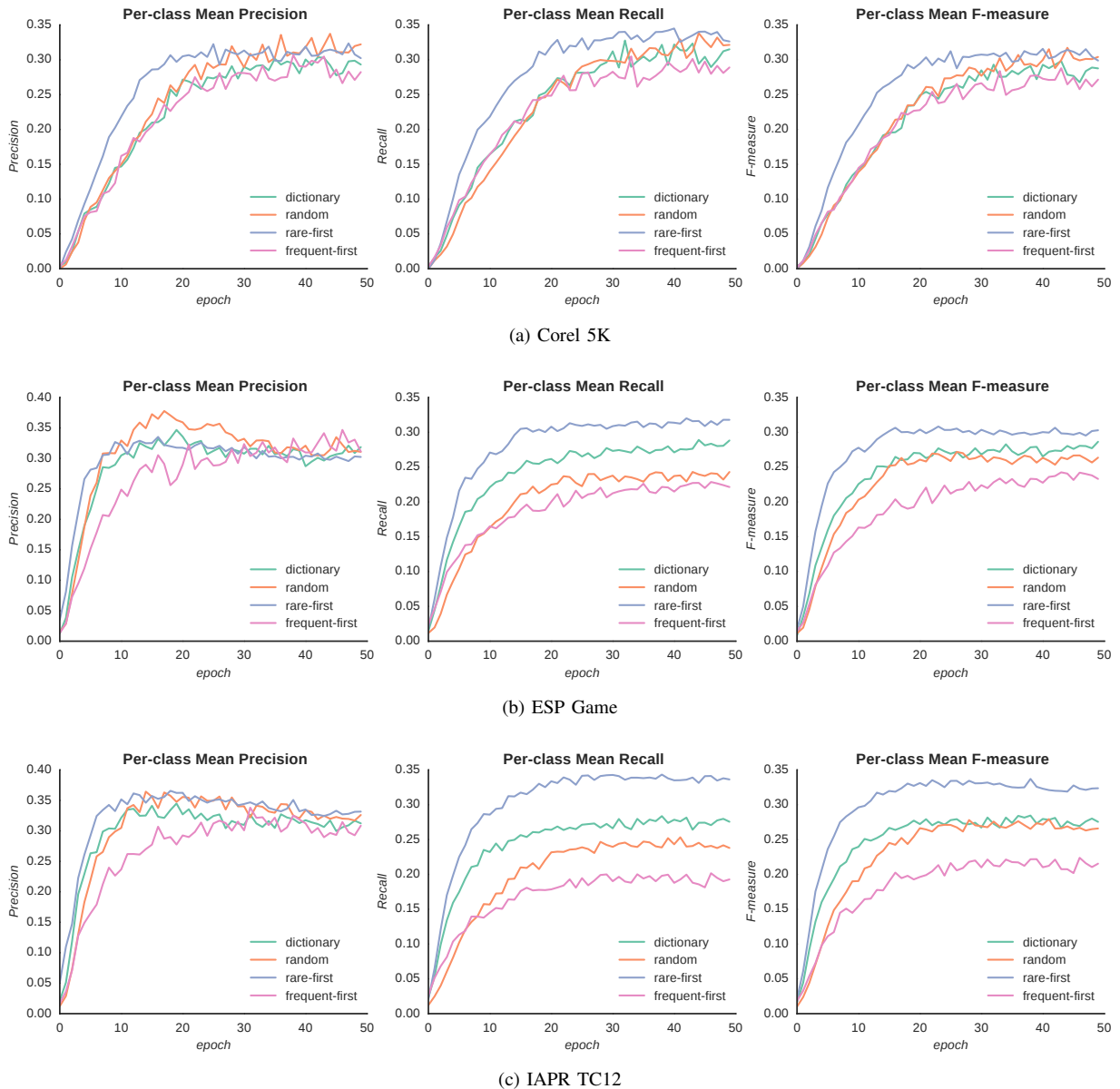


Fig. 3. Arbitrary length annotation results on all datasets. We show the trained models of first 50 epochs for evaluation and comparison of different tag orders.

0.1, respectively. Dropout with a ratio of 0.5 is used in the tag classification layers of RNN. All the hyper-parameters are selected by cross-validation.

V. EXPERIMENTAL RESULTS

A. Arbitrary Length Annotation

Table II shows that *fc7* features achieve better performance than *conv5* features in our model. The fined-tuned CNN features have a similar performance to *fc7* features, but need much more training time. Thus in the following experiments we only compare our models using *fc7* features with other methods. Also, the rare-first order outperforms other orders in almost all evaluation measures. From Figure 3, we observe that models using rare-first order converge faster than others, and the difference is even more significant in the larger datasets

ESP Game and IAPR TC12. The random order has a slight advantage over other orders in precision, while in terms of recall it has very poor performance. For F-measure, dictionary and random order have similar performance. The frequent-first order has the worst performance in recall and F-measure.

We compare the experimental results with our expectation: First, though dictionary order actually assigns all the tags of training examples in the same rule, it is almost meaningless since it does not provide any semantic information about the images or tags, and thus it leads to a poor performance. Second, though random order provides some possible proper orders for each training example, it does not follow the same rule and makes the model confused about the noisy orders, which may also result in a low recall rate. Third, rare-first order considers the frequency of tags and to some extent can

help handle the rare tags problem, which is very important for improving the per-class measures. Besides, it uses the same rule to sort tags of all training examples, hence makes it easy for the model to learn. Finally, the frequent-first order has worse performance than we expected. We analyze the reasons why frequent-first order performs poorly especially in large datasets: the frequent tags are usually easier to predict than rare tags, and the frequent-first order puts the frequent tags first, so easy work becomes easier, but hard work becomes more difficult, which causes the extremely low per-class mean recall rate. The lowest N+ score also indicates that frequent-first order harms the ability of the model to correctly predict rare tags.

Our experiments show that the order of tag sequence is crucial for tag sequence generation. However, note that we are only using several naive approaches to decide the order, and we believe that there should be better ways to choose or learn an optimal order for this task.

B. Top-5 annotation

As shown in Table III, in the conventional top-5 annotation task, our model outperforms several state-of-the-art methods that use the same CNN features. Although the same methods with multiple hand-crafted features and metric learning have better performance, the advantage of using deep features is that we can avoid the complexity of hand-crafted features and the expensiveness of metric learning. Besides the comparable performance to several state-of-the-art methods, our model also runs in an extremely fast testing speed: 5 ms per image on an NVIDIA Titan X GPU. This is very difficult for KNN based methods to achieve, especially in large scale practical problems. That is because the testing time of KNN based methods is increasing linearly with the size of training examples, while the testing time of our model is constant, i.e., not affected by the dataset size.

VI. CONCLUSION

We transformed the image annotation task to a sequence generation problem, and proposed a novel Recurrent Image Annotator model that receives an image as input and predicts a sequence of tags recursively. We evaluated our model in the traditional top-5 evaluation setting on three different image annotation datasets. The experimental results show that our model can achieve comparable performance to some state-of-the-art methods. On the condition of only using deep features without expensive metric learning, our model outperforms several state-of-the-art methods. We also evaluated our model on the arbitrary length annotation task, where the model has to decide appropriate annotation length automatically. To explore the influence of the tag sequence order used in the training phase, we evaluated several order candidates and our experiments confirmed the importance of a proper order in the tag sequence generation problem. From the empirical experimental results, we conclude that RNN model is capable of doing image annotation task, and since this is only a start for adopting RNN or other sequence generation techniques in

this field, we believe that there is much more to explore in the future work.

REFERENCES

- [1] D. Zhang *et al.*, "A review on automatic image annotation techniques," *Pattern Recognition*, vol. 45, no. 1, pp. 346–362, 2012.
- [2] S. Feng *et al.*, "Multiple bernoulli relevance models for image and video annotation," in *Proc. of IEEE CVPR*, vol. 2, 2004, pp. 1002–1009.
- [3] A. Makadia *et al.*, "A new baseline for image annotation," in *Computer Vision–ECCV 2008*. Springer, 2008, pp. 316–329.
- [4] M. Guillaumin *et al.*, "Tagprop: Discriminative metric learning in nearest neighbor models for image auto-annotation," in *Proc. of IEEE CVPR*, 2009, pp. 309–316.
- [5] Y. Verma and C. Jawahar, "Image annotation using metric learning in semantic neighbourhoods," in *Computer Vision–ECCV 2012*. Springer, 2012, pp. 836–849.
- [6] D. Bahdanau *et al.*, "Neural machine translation by jointly learning to align and translate," *arXiv preprint arXiv:1409.0473*, 2014.
- [7] J. Mao *et al.*, "Explain images with multimodal recurrent neural networks," *arXiv preprint arXiv:1410.1090*, 2014.
- [8] O. Vinyals *et al.*, "Show and tell: A neural image caption generator," in *Proc. of IEEE CVPR*, 2015, pp. 3156–3164.
- [9] J. Wang *et al.*, "Cnn-rnn: A unified framework for multi-label image classification," *arXiv preprint arXiv:1604.04573*, 2016.
- [10] P. Duygulu *et al.*, "Object recognition as machine translation: Learning a lexicon for a fixed image vocabulary," in *Computer Vision ECCV 2002*. Springer, 2002, pp. 97–112.
- [11] G. Carneiro *et al.*, "Supervised learning of semantic classes for image annotation and retrieval," *IEEE TPAMI*, vol. 29, no. 3, pp. 394–410, 2007.
- [12] V. Lavrenko *et al.*, "A model for learning the semantics of pictures," in *Proc. of NIPS*, 2003, pp. 553–560.
- [13] C. Cusano *et al.*, "Image annotation using svm," in *Electronic Imaging 2004*. International Society for Optics and Photonics, 2003, pp. 330–338.
- [14] D. Grangier and S. Bengio, "A discriminative kernel-based approach to rank images from text queries," *IEEE TPAMI*, vol. 30, no. 8, pp. 1371–1384, 2008.
- [15] Y. Gong *et al.*, "Deep convolutional ranking for multilabel image annotation," *arXiv preprint arXiv:1312.4894*, 2013.
- [16] Y. Wei *et al.*, "Cnn: Single-label to multi-label," *arXiv preprint arXiv:1406.5726*, 2014.
- [17] Y. LeCun *et al.*, "Gradient-based learning applied to document recognition," *Proceedings of the IEEE*, vol. 86, no. 11, pp. 2278–2324, 1998.
- [18] A. Krizhevsky *et al.*, "Imagenet classification with deep convolutional neural networks," in *Proc. of NIPS*, 2012, pp. 1097–1105.
- [19] K. Simonyan and A. Zisserman, "Very deep convolutional networks for large-scale image recognition," *arXiv preprint arXiv:1409.1556*, 2014.
- [20] K. He *et al.*, "Deep residual learning for image recognition," *arXiv preprint arXiv:1512.03385*, 2015.
- [21] V. N. Murthy *et al.*, "Automatic image annotation using deep learning representations," in *Proc. of ACM ICMR*, 2015, pp. 603–606.
- [22] R. Pascanu *et al.*, "On the difficulty of training recurrent neural networks," *arXiv preprint arXiv:1211.5063*, 2012.
- [23] S. Hochreiter and J. Schmidhuber, "Long short-term memory," *Neural computation*, vol. 9, no. 8, pp. 1735–1780, 1997.
- [24] K. Cho *et al.*, "Learning phrase representations using rnn encoder-decoder for statistical machine translation," *arXiv preprint arXiv:1406.1078*, 2014.
- [25] J. Chung *et al.*, "Empirical evaluation of gated recurrent neural networks on sequence modeling," *arXiv preprint arXiv:1412.3555*, 2014.
- [26] T. Mikolov *et al.*, "Efficient estimation of word representations in vector space," *arXiv preprint arXiv:1301.3781*, 2013.
- [27] L. Von Ahn and L. Dabbish, "Labeling images with a computer game," in *Proc. of ACM SIGCHI*, 2004, pp. 319–326.
- [28] M. Grubinger, "Analysis and evaluation of visual information systems performance," Ph.D. dissertation, Victoria University, 2007.
- [29] D. Kingma and J. Ba, "Adam: A method for stochastic optimization," *arXiv preprint arXiv:1412.6980*, 2014.