

# Parallelizing Word2Vec in Shared and Distributed Memory

Shihao Ji, Nadathur Satish, Sheng Li, Pradeep Dubey  
Parallel Computing Lab, Intel Labs, USA

Emails: {shihao.ji, nadathur.rajagopalan.satish, sheng.r.li, pradeep.dubey}@intel.com

**Abstract**—Word2Vec is a widely used algorithm for extracting low-dimensional vector representations of words. It generated considerable excitement in the machine learning and natural language processing (NLP) communities recently due to its exceptional performance in many NLP applications such as named entity recognition, sentiment analysis, machine translation and question answering. State-of-the-art algorithms including those by Mikolov *et al.* have been parallelized for multi-core CPU architectures but are based on vector-vector operations that are memory-bandwidth intensive and do not efficiently use computational resources. In this paper, we improve reuse of various data structures in the algorithm through the use of minibatching, hence allowing us to express the problem using matrix multiply operations. We also explore different techniques to distribute word2vec computation across nodes in a compute cluster, and demonstrate good strong scalability up to 32 nodes. In combination, these techniques allow us to scale up the computation near linearly across cores and nodes, and process hundreds of millions of words per second, which is the fastest word2vec implementation to the best of our knowledge.

## I. INTRODUCTION

Natural language processing (NLP) aims to process text efficiently and enable understanding of human languages; it is one of the most critical tasks toward artificial intelligence [1]. One of the fundamental issues of NLP concerns how machines can represent words of a language, upon which more complex learning and inference tasks can be built efficiently. Instead of the traditional bag of words (or one-hot) representation, distributed word embedding represents each word as a dense vector in a low-dimensional embedding space such that semantically and syntactically similar words are close to each other. This idea has been applied to a wide range of NLP tasks with considerable success [2], [3], [4].

Recently, Mikolov *et al.* [5] generated considerable excitement in the machine learning and NLP communities by introducing a neural network based model to learn distributed word representations, which they call word2vec. It was shown that word2vec produces state-of-the-art performance on word similarity, word analogy tasks as well as many downstream NLP applications such as named entity recognition, machine translation and question answering [6], [7]. The word similarity task is to retrieve words that are similar to a given word. On the other hand, word analogy requires answering queries of the form  $a:b:c:?$ , where  $a$ ,  $b$ , and  $c$  are words from the vocabulary, and the answer to the query must be semantically related to  $c$  in the same way as  $b$  is related to  $a$ . This is best illustrated

with a concrete example: Given the query  $king:queen;man:?$  we expect the model to output  $woman$ .

The goal behind word2vec is to find word representations that are useful for predicting the surrounding words in a sentence. A common approach is to use the Skip-gram model architecture with negative sampling [5]. This method involves judging similarity between two words as the dot product of their word representations, and the goal is to minimize the distance of each word with its surrounding words while maximizing the distances to randomly chosen set of words (a.k.a “negative samples”) that are not expected to be close to the target.

The formulation of word2vec uses Stochastic Gradient Descent (SGD) to solve this optimization problem. SGD solves optimization problems iteratively; at each step, it picks a pair of words: an input word and another word either from its neighborhood or a random negative sample. It then computes the gradients of the objective function with respect to the two chosen words, and updates the word representations of the two words based on the gradient values. The algorithm then proceeds to the next iteration with a different word pair being chosen.

The formulation above has two main issues:

(1) SGD is inherently sequential: since there is a dependence between the update from one iteration and the computation in the next iteration (they may happen to touch the same word representations), each iteration must potentially wait for the update from the previous iteration to complete. This does not allow us to use the parallel resources of the hardware.

(2) Even if the above problem is solved, the computation performed in each iteration is a single dot product of two word vectors. This is a level-1 BLAS [8] operation and is limited by memory bandwidth, thus not utilizing the increasing computational power of modern multi-core and many-core processors.

To solve (1), word2vec uses Hogwild [9], a scheme where different threads process different word pairs in parallel and ignore any conflicts that may arise in the model update phases. In cache-coherent architectures, however, Hogwild tends to have true and false sharing of the model data structure between threads, and is heavily limited by inter-thread communication.

In this work, we propose a simple yet efficient parallel algorithm to speed up the word2vec computation in shared memory and distributed memory systems.

- We present a scheme based on minibatching and shared negative samples to convert the level-1 BLAS operations of word2vec into the level-3 BLAS [8] matrix multiply operations, hence efficiently leveraging the vector units and multiply-add instructions of modern architectures. This is described in Section III.
- We parallelize this approach across batches of inputs, thereby reducing the total number of model updates to the shared model and hence limiting inter-thread communication. This allows our scheme to scale better than Hogwild.
- We perform experiments to scale out our technique to a cluster of 32 compute nodes. Nodes across the cluster perform synchronous model updates, and we follow the technique proposed in [10] to reduce network traffic. We adjust the frequency of propagating model updates across the network to achieve balance between computation and communication. To maintain a good convergence rate in the presence of a limited number of updates (as number of compute nodes increases), we explore a simple learning rate adjustment trick without the computation and memory overheads of other learning rate scheduling techniques, such as AdaGrad [11] and RMSProp [12].

In combination, these techniques allow us to scale the computation near linearly across cores and nodes, and process hundreds of millions of words per second, which is the fastest word2vec implementation to the best of our knowledge.

The remainder of the paper is organized as follows. In Sec. II we describe the basic word2vec model and the original parallelization scheme proposed by Mikolov *et al.* [5]. A new parallelization scheme is then presented in Sec. III, along with a distributed implementation cross nodes in a compute cluster. Example results on the One Billion Words Benchmark [13] are presented in Sec. IV, with comparisons to the best known performance reported currently in the literature. Conclusions and future work are discussed in Sec. V.

## II. THE WORD2VEC MODEL

Word2vec represents each word  $w$  in a vocabulary  $V$  as a low-dimensional dense vector  $\mathbf{v}_w$  in an embedding space  $\mathbb{R}^D$ , and attempts to learn the continuous word vectors  $\mathbf{v}_w$ ,  $\forall w \in V$ , from a training corpus such that the spatial distance between words then describes the similarity between words, e.g., the closer two words are in the embedding space, the more similar they are semantically and syntactically. These word representations are learned based on *the distributional hypothesis* [14], which assumes that words with similar context tend to have a similar meaning. Under this hypothesis, two distinct model architectures: Contextual Bag-Of-Words (CBOW) and Skip-Gram with Negative Sampling (SGNS) are proposed in word2vec to predict a target word from surrounding context [15], [5]. We focus here on the SGNS model since it produces state-of-the-art performance and is widely used in the NLP community.

The training objective of the Skip-gram is to find word representations that are useful for predicting the surrounding

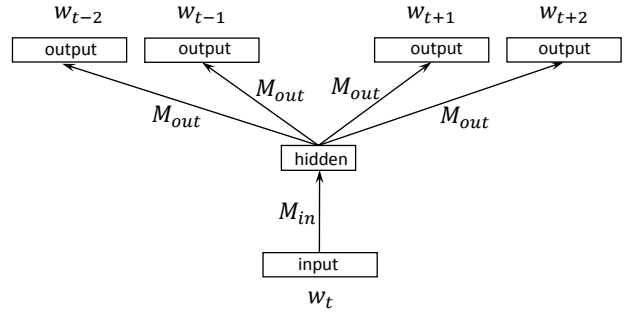


Fig. 1: The Skip-gram model architecture based on a simplified one hidden layer neural network model.

words in a sentence from a large textual corpus. Given a sequence of training words  $\{w_1, w_2, \dots, w_T\}$ , the objective of the Skip-gram model is to maximize the average log probability

$$J(\Omega) = \frac{1}{T} \sum_{t=1}^T \sum_{-c \leq j \leq c, j \neq 0} \log p(w_{t+j}|w_t), \quad (1)$$

where  $\Omega$  is the model parameters to be optimized (and will be defined soon),  $c$  is the size of the training context (a sliding window around the center word  $w_t$ ), and  $p(w_{t+j}|w_t)$  is the probability of seeing word  $w_{t+j}$  given the center word  $w_t$ . This probability function is formulated as a simplified one hidden layer neural network model, depicted in Fig. 1. The network has an input layer, a hidden layer without nonlinear transformation (also called projection layer), and a few softmax output layers, each of which corresponds to an output word within the context window. Typically, the network is fed as input  $w_t \in \mathbb{R}^V$ , where  $V$  denotes the vocabulary size, and it produces a hidden state  $h \in \mathbb{R}^D$ , where  $D$  is the size of the hidden layer or the dimension of the embedding space, which is in turn transformed to the output  $w_{t+j} \in \mathbb{R}^V$ . Different layers are fully connected, with the weight matrix  $M_{out}$  at output layers shared among all output words. Collecting all the weight matrices from this architecture, we denote the model parameter by  $\Omega = \{M_{in}^{V \times D}, M_{out}^{V \times D}\}$ .

In the Skip-gram model above, the input  $w_t$  is a sparse vector of a 1-of- $V$  (or one-hot) encoding with the element corresponding to the input word  $w_t$  being 1 and the rest of components set to 0. Therefore, the basic Skip-gram formulation defines  $p(w_{t+j}|w_t)$  as the softmax function:

$$p(w_O|w_I) = \frac{\exp(\langle \mathbf{v}_{in}^{w_I}, \mathbf{v}_{out}^{w_O} \rangle)}{\sum_{w=1}^V \exp(\langle \mathbf{v}_{in}^{w_I}, \mathbf{v}_{out}^w \rangle)} \quad (2)$$

where  $\langle \cdot, \cdot \rangle$  denote the inner product between two vectors,  $\mathbf{v}_{in}^w$  and  $\mathbf{v}_{out}^w$  are the “input” and “output” vector representations of  $w$ , corresponding to the respective rows of model parameter matrices  $M_{in}$  and  $M_{out}$ . The computation of this formulation is prohibitively expensive since its cost is proportional to  $V$ , which is the size of the vocabulary and is often very large (e.g., around  $10^6$ ).

To improve performance of word2vec, Mikolov *et al.* [5] introduced negative sampling that approximates the log of softmax (2) as

$$\log p(w_O|w_I) \approx \log \sigma(\langle \mathbf{v}_{in}^{w_I}, \mathbf{v}_{out}^{w_O} \rangle) + \sum_{k=1}^K \mathbb{E}_{w_k \sim P_n(w)} [\log \sigma(-\langle \mathbf{v}_{in}^{w_I}, \mathbf{v}_{out}^{w_k} \rangle)], \quad (3)$$

where  $\sigma(x) = \frac{1}{1+\exp(-x)}$  is the sigmoid (logistic) function, and the expectations are computed by drawing random words from a sampling distribution  $P_n(w)$ ,  $\forall w \in V$ . Typically the number of negative samples  $K$  is much smaller than  $V$  (e.g.,  $k \in [5, 20]$ ), and hence roughly a  $V/K$  times of speed-up.

Even though negative sampling is an effective approximation technique, as the size of the corpus is typically at the order of billions of words and vocabulary size is at the order of millions (e.g.,  $T = 10^9$ , and  $V = 10^6$ ), training word2vec model often takes tens of hours or even days for some Internet scale applications.

### III. WORD2VEC ALGORITHM AND IMPROVEMENTS

In order to solve the optimization problem described in the previous section, Stochastic Gradient Descent (SGD) is commonly used. SGD is an iterative algorithm; at each iteration, a single  $(w_I, w_O)$  pair is picked, where  $w_I$  is an input context word and  $w_O$  is a target word or a negative sample. The gradient of the objective function is then calculated w.r.t. the word vectors for  $w_I$  and  $w_O$ ; and a small change/update is made to these vectors. One of the problems of SGD is that it is inherently challenging to parallelize, i.e., SGD only updates the word vectors of a pair of words at a time, and parallel model updates on multiple threads can result in conflicts if the threads try to update the vectors of the same word.

The original implementation of word2vec by Mikolov *et al.*<sup>1</sup> uses Hogwild [9] to parallelize SGD. Hogwild is a parallel SGD algorithm that seeks to ignore conflicts between model updates on different threads and allows updates to proceed even in the presence of conflicts. The pseudocode of Hogwild SGD update is shown in Algorithm 1. The algorithm takes in a matrix  $M_{in}^{V \times D}$  that contains the word representations for each input word, and a matrix  $M_{out}^{V \times D}$  for the word representations of each output word. Each word is represented as an array of  $D$  floating point numbers, corresponding to one row of the two matrices. These matrices are updated during the computation. We also take in a specific target word, and a set of  $N$  input context words around the target as depicted in Fig. 2. The algorithm iterates over the  $N$  input words in Lines 2-3. The pseudocode only shows a single thread; in Hogwild, the loop in Line 2 is parallelized over threads without any additional change in the code. In the loop at Line 6, we pick either the positive example (the target word in Line 8) or a negative example at random (Line 10). Lines 13-15 compute the gradient of the objective function with respect to the choice of input word and positive/negative example. Lines 17–20

Algorithm 1: Hogwild SGD implementation of word2vec in one thread.

```

1  Given model parameter  $\Omega = \{M_{in}, M_{out}\}$ , learning rate  $\alpha$ ,
   1 target word  $w_{out}^t$ , and  $N$  input words  $\{w_{in}^0, w_{in}^1, \dots, w_{in}^{N-1}\}$ 
2  for (i = 0; i < N; i++) {
3    input_word =  $w_{in}^i$ ;
4    for (j = 0; j < D; j++) temp[j] = 0;
5    // negative sampling
6    for (k = 0; k < negative + 1; k++) {
7      if (k = 0) {
8        target_word =  $w_{out}^t$ ; label = 1;
9      } else {
10       target_word = sample one word from V; label = 0;
11     }
12     inn = 0;
13     for (j = 0; j < D; j++) inn +=  $M_{in}[\text{input\_word}][j] * M_{out}[\text{target\_word}][j]$ ;
14     err = label -  $\sigma(\text{inn})$ ;
15     for (j = 0; j < D; j++) temp[j] += err *  $M_{out}[\text{target\_word}][j]$ ;
16     // update output matrix
17     for (j = 0; j < D; j++)  $M_{out}[\text{target\_word}][j] += \alpha * \text{err} * M_{in}[\text{input\_word}][j]$ ;
18   }
19   // update input matrix
20   for (j = 0; j < D; j++)  $M_{in}[\text{input\_word}][j] += \alpha * \text{temp}[j]$ ;
21 }

```

perform the update to the entries  $M_{out}[\text{pos/neg example}]$  and  $M_{in}[\text{input context}]$ .

Algorithm 1 reads and updates entries corresponding to the input context and positive/negative words at each iteration of the loop at Line 6. This means that there is a potential dependence between successive iterations. Hogwild ignores such dependencies and proceeds with updates regardless of conflicts. In theory, this can reduce the rate of convergence of the algorithm as compared to a sequential run. However, the Hogwild approach has been shown to work well in case the updates across threads are unlikely to be to the same word; and indeed for large vocabulary sizes, conflicts are relatively rare and convergence is not typically affected.

#### A. Advantages and Drawbacks of Algorithm 1

Algorithm 1 has a few main advantages: threads do not need to synchronize between updates and can hence proceed independently with minimal instruction overheads. Further, the computation of the gradient is based off the current state of the model visible to the thread at that time. Since all threads update the same shared model, the values read are only as stale as the communication latency between threads, and in practice this does not cause much convergence problems for word2vec.

However, the algorithm suffers from two main drawbacks that significantly affect runtimes. First, since multiple threads can update the same cache line containing a specific model entry, there can be significant ping-ponging of cache lines across cores. This leads to high access latencies and significant drop in scalability. Second and perhaps even more importantly, there is a significant amount of locality in the model updates that is not exploited in the Hogwild algorithm. As an example, we can easily see that the same target word is used in the

<sup>1</sup><https://code.google.com/archive/p/word2vec/>

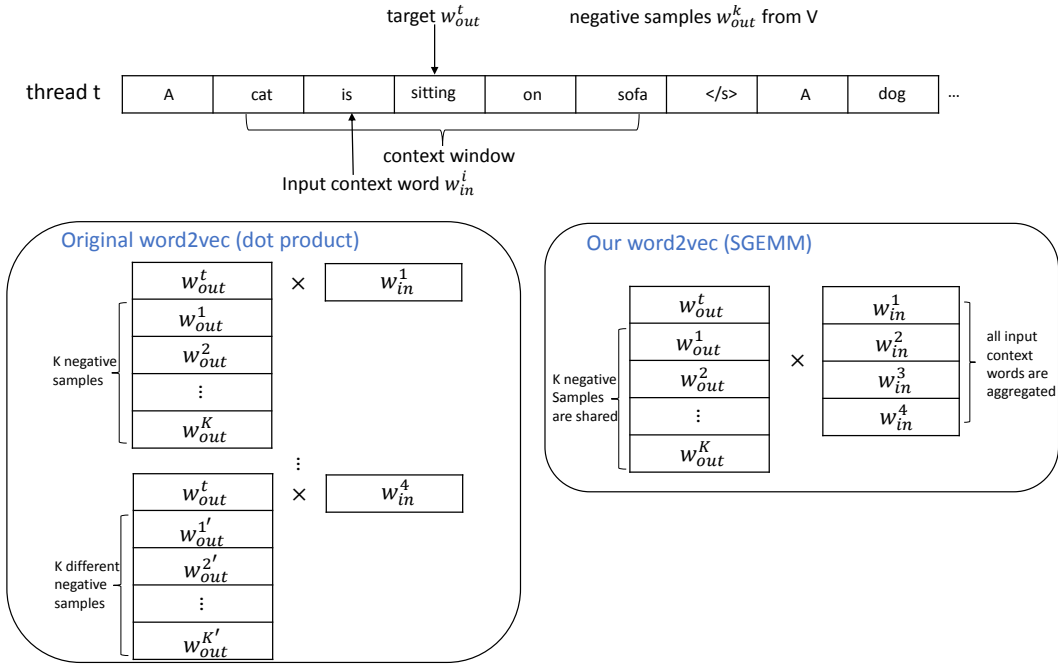


Fig. 2: The parallelization schemes of the original word2vec (left) and our optimization (right).

model updates for several input words. By performing a single update at a time, this locality information is lost, and the algorithm performs a series of dot-products that are level-1 BLAS operations and limited by memory bandwidth. It is indeed, as we show next, possible to batch these operations into a level-3 BLAS call which can more efficiently utilize the compute capabilities and the instruction sets of modern multi-core and many-core architectures.

### B. New Parallelization Scheme in Shared Memory

We first discuss how we can exploit the available locality in Algorithm 1. This can be done even on a single compute thread. We then describe the impact of this step on parallelization and inter-thread communication.

We exploit locality in two steps. As a motivation, consider Fig. 2. The figure to the left shows the parallelization scheme of the original word2vec. Note that we compute dot products of the word vectors for a given input word  $w_{in}^i$  with both the target word  $w_{out}^t$  as well as a set of  $K$  negative samples  $\{w_{out}^1, \dots, w_{out}^K\}$ . Rather than doing these one at a time, it is rather simple to batch these dot products into a matrix vector multiply, a level-2 BLAS operation, as shown in the left side of Fig. 2. However, this alone does not buy significant performance improvement. Indeed, most likely the shared input word vector may come from cache.

In order to convert this to a level-3 BLAS operation, we also need to batch the input context words. Doing this is non-trivial since the negative samples for each input word could be different in the original word2vec implementation. We hence propose “negative sample sharing” as a strategy, where we share negative samples across a small batch of input words. Doing so allows us to convert the original dot-product

based multiply into a matrix-matrix multiply call (GEMM) as shown on the right side of Fig. 2. At the end of the GEMM, the model updates for all the word vectors of all input words and target/sample words that are computed need to be written back. Performing matrix-matrix multiplies (GEMMs) rather than dot-products allows us to leverage all the compute capabilities of modern architectures including instruction set features such as multiply-add instructions in the Intel AVX2 instruction set. It also allows us to leverage heavily optimized linear algebra libraries. Note that typical matrix dimensions are not very large. For instance, the number of negative samples is only 5–20, and the batch size for the input batches are limited to about 10–20 for convergence reasons. Nevertheless, we find that we get considerable speedups even with this level of reuse over the original word2vec.

### C. Consequence of the new parallelization scheme

While the original word2vec performs model updates (and potentially the inter-thread communication that comes with it) after each dot product, our new parallelization scheme above performs a number of dot products as a GEMM call (corresponding to multiple input words and multiple samples) before performing model updates. We follow a simple “Hogwild”-style philosophy for multi-threading across the GEMM calls - we allow for threads to potentially conflict when updating the models at the end of the GEMM operation.

It is important to note that the locality optimization has a secondary but important benefit - we cut down on the total number of updates to the model. This happens since the GEMM operation performs a reduction (in registers/local cache) to an update to a single entry in the output matrix; while in the original word2vec scheme such updates to the

same entry (same input word representation, for instance) happen at distinct periods of time with potential ping-pong traffic happening in between. As we will see in Sec. IV when we present results, this leads to a much better scaling of our approach than the original word2vec.

However, we need to pay careful emphasis to the rate of convergence while doing these transformations. In contrast to the original word2vec that does small partial model updates frequently, our new GEMM based scheme batches many model updates together and performs less frequent updates. This can result in different multi-threading behavior. Specifically, it is possible that threads read a more up-to-date model in the original word2vec as opposed to the GEMM based scheme. The extent to which this occurs is, of course, dependent on the batch size we use for the inputs. In our experiments, with a batch size of about 10-20, we have not found any significant impact on convergence. One reason for this is that many of the intermediate model updates in the original word2vec are to parts of the model that will be updated again in the very near future – for example, updates to the same input word due to multiple same input words occur close by in time. Even if relatively updated models are seen in the original word2vec, they are still not the final result and could be partially updated due to model update conflicts from multiple threads.

#### D. Comparison to BIDMach

The word2vec implementation in BIDMach [10] also uses the previously described idea of shared negative samples. However, the computation in BIDMach is organized in a different way. First, BIDMach separates the handling of the positive examples and negative samples into two steps. For handling positive examples, BIDMach iterates over each word and performs dot products of word vectors considering that word as the target and surrounding words as input context. We can think of these operations as a sequence of matrix vector products, each time with a single target and corresponding input context words. There is some reuse of context words across matrix vector calls due to the overlap in context between successive target words. However, since computation is not batched into higher level BLAS calls, BIDMach cannot fully exploit this reuse through standard techniques such as register and cache blocking – register and cache state may not be maintained across loop iterations. In a similar way, BIDMach also processes negative samples as a sequence of dot products, and suffers from similar limitations. In contrast, we directly exploit reuse of input context words across the positive and negative samples using a GEMM call. The underlying optimized libraries can then exploit reuse across all levels of the register and cache hierarchy. We demonstrate the performance impact of both designs when we present results in Sec. IV.

#### E. Distributed Memory Parallelization

Scalability on multi-node distributed system is as important as, if not more important than, that on single node system. This is because typical large scale machine learning applications are compute intensive and require days, weeks even months

of training time. In the case of word2vec, even with the techniques we proposed above, it still takes tens of hours or even days to train on some of the largest data sets in the industry, such as the 100 billion word news articles from Google. Thus, scaling out word2vec on multi-node distributed system is critical in practice.

To scale out word2vec, we explore different techniques to distribute its computation across nodes in a compute cluster. Since the individual matrix multiplies are not very large, there is not too much performance that can be gained from distributing these across multiple nodes (a.k.a. model parallelism). Therefore, data parallelism is considered for distributed implementation. In data parallelism with  $N$  computing nodes, the training corpus is equally partitioned into  $N$  shards and the model parameters  $\Omega = \{M_{in}, M_{out}\}$  are replicated on each computing node; each node then independently processes the data partition it owns and updates its local model, and periodically synchronizes the local model with all the other  $N - 1$  nodes.

There are two common issues to be addressed in data parallelism: (1) efficient model synchronization over the communication network, and (2) improving the statistical efficiency of large mini-batch SGD. The first issue arises because typical network bandwidths are an order of magnitude lower than CPU memory bandwidths. For example, in commonality cloud computing infrastructures such as AWS the network bandwidths are around 1GB/sec; even in HPC system with FDR infiniband, the network bandwidths are still of the order of 10GB/sec. As the typical size of the model  $\Omega$  is about 2.5GB in our experiments, full model synchronization over 4 computing nodes connected via FDR Infiniband takes about 0.5 seconds, which is too slow to keep up with local model updates. In the case of word2vec, however, not all word vectors are updated at the same frequency as those are proportional to the word unigram frequencies, e.g., the vectors in the model associated with popular words are updated more frequently than those of rare words. We therefore strive to match model update frequency to word frequency, and a sub-model (instead of full-model) synchronization scheme, similar to the one exploited in BIDMach [10], is used.

The second issue arises because as the number of nodes  $N$  increases, conceptually a  $N$  times larger mini-batch is used in SGD update, which affects the statistical efficiency and slows down the rate of convergence. Fortunately, this issue has been studied recently and various techniques are proposed to mitigate the loss of convergence rate. We follow the  $m$ -weighted sample scheme studied in Splash [16] and increase the starting learning rate as the number of nodes increases while exploring different learning rate scheduling techniques, such as AdaGrad [11] and RMSProp [12], to improve convergence rate. From our experiments, we found that while AdaGrad and RMSProp are effective techniques to speed up convergence, they incur large memory consumption since they dedicate a learning rate to each model parameter and need a separate matrices of the same size as  $\Omega$  to store the per-parameter learning rates. In addition, accessing large memory

arrays makes the algorithm memory-bandwidth intensive and slows down the throughput considerably. Instead, we found that a simple learning rate update schedule based on a single learning rate is quite satisfactory, and empirically we note that we just need to reduce the learning rate more aggressively as number of nodes increases. We demonstrate the effectiveness of these techniques in our experiments next.

#### IV. EXPERIMENTS

We optimize word2vec with the techniques discussed above both in single node shared memory system and in multi-node distributed system. We report the *system-performance* measured as throughput, i.e., million words/sec, and the *predictive-performance* measured as accuracy on standard word similarity and word analogy test sets. The performances of our optimization are compared with the original word2vec on CPUs, and with the state-of-the-art results reported in literature on Nvidia GPUs. Our code will be made available for general usage.

##### A. Experimental Setup

**Hardware:** The majority of our experiments are performed on two Intel architectures for shared memory and distributed memory computation: (1) dual-socket Intel Xeon E5-2697 v4 Broadwell CPUs, and (2) the latest Intel Xeon Phi Knights Landing (KNL) processors. The Broadwell processor has 36 cores (72 threads including Simultaneous Multi-Threading/SMT) running at 2.3 GHz, and the KNL processor has 68 cores and each core has 4 hardware threads (or 272 threads in total) running at 1.4 GHz. Each machine has 128 GB RAM and runs Red Hat Enterprise Linux Server release 6.5. In the distributed setting, all the Broadwell nodes are connected through FDR infiniband, and all the KNL nodes are connected through Intel Omni-Path (OPA) Fabric.

**Software:** We use custom end-to-end code written in C++ with OpenMP, and compiled with the Intel C++ Compiler version 16.0.2. We use Intel MKL version 11.3.2 and Intel MPI library version 5.1.3 for SGEMM calls and multi-node message passing.

**Training corpora:** We train our word2vec models on three different corpora: (1) a small (text8) dataset<sup>2</sup> of 17 million words from wikipedia that is widely used for word embedding demos, (2) the recently released One Billion Words benchmark [13], and (3) a large collection of 7.2 billion words that we gathered from a variety of data sources: the 2015 Wikipedia dump with 1.6 billion words, the WMT14 News Crawl<sup>3</sup> with 1.7 billion words, the aforementioned one billion word benchmark, and UMBC webbase corpus<sup>4</sup> with around 3 billion words. Different corpora are used in order to verify the generalization performance of our algorithm under different training data statistics. The one billion word benchmark [13] is our main dataset for throughput and predictive accuracy study since this is the benchmark on which the best known GPU performances were reported.

**Test sets:** The quality of trained models are evaluated on *word similarity* and *word analogy* tasks. For word similarity, we use WS-353 [17] which is one of the most popular test datasets used for this purpose. It contains word pairs together with human-assigned similarity judgments. The word representations are evaluated by ranking the pairs according to their cosine similarities, and measuring the Spearman rank correlation coefficient with the human judgments. For word analogy, we use the Google analogy dataset [15], which contains 19544 word analogy questions, partitioned into 8869 semantic and 10675 syntactic questions. The semantic questions contain five types of semantic analogies, such as capital cities (Paris:France;Tokyo:?), currency (USA:dollar;India:?) or people (king:queen;man:?). The syntactic questions contain nine types of analogies, such as plural nouns, opposite, or comparative, for example good:better;smart:?. A question is correctly answered only if the algorithm selects the word that is exactly the same as the correct word in the question.

**Code:** We compare the performances of three different implementations of word2vec: (1) the original implementation from Google that is based on Hogwild SGD on shared memory systems (<https://code.google.com/archive/p/word2vec/>), (2) BIDMach (<https://github.com/BIDData/BIDMach>) which achieves the best known performance of word2vec on Nvidia GPUs, and (3) our optimized implementation on Intel architectures.

**Word2vec parameters:** In the experiments on the one billion word benchmark, we follow the parameter settings of BIDMatch (dim=300, negative samples=5, window=5, sample=1e-4, vocabulary of 1,115,011 words). In this case, the size of the model  $\Omega = \{M_{in}, M_{out}\}$  is about 2.5GB. Similar parameter settings are used for the small text8 dataset and the 7.2 billion word collection discussed above.

##### B. Single Node Shared Memory Systems

To achieve high performance on modern multi-socket multi-core shared memory systems, parallel algorithms need to have strong scalability across cores and sockets. Scaling across cores is challenging for word2vec because more threads creates more inter-core traffic due to cache line conflicts (including false sharing), which prevents it from achieving good scalability. Scaling across sockets is even more challenging since the same traffic caused by cache line conflicts and false sharing needs to travel across sockets. The high inter-socket communication overhead imposes a major hurdle to achieve good scalability across sockets.

**System-Performance (Throughput):** Fig. 3 shows the *system-performance* measured as million words/sec of our algorithm and the original word2vec, scaling across all cores/threads and sockets of a 36-core dual-socket Intel Broadwell CPU. We use the one billion word benchmark [13] in the experiment. When using only one thread, our optimization achieves 2.6X speedup over the original word2vec. The superior performance of our optimization is due to the new parallelization scheme which is more hardware-friendly after

<sup>2</sup><http://mattmahoney.net/dc/text8.zip>

<sup>3</sup><http://www.statmt.org/wmt14/translation-task.html>

<sup>4</sup><http://ebiquity.umbc.edu/resource/html/id/351>

converting level-1 BLAS dot-products to level-3 BLAS matrix multiplies as described in Sec. III.

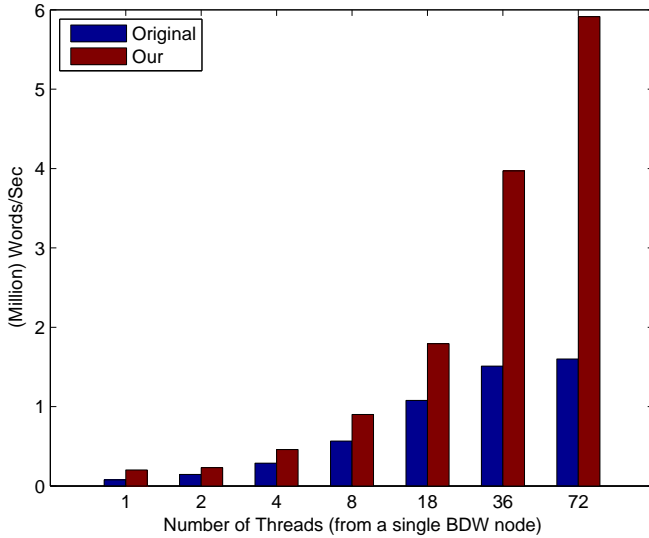


Fig. 3: Scalabilities of the original word2vec and our optimization on all threads of an Intel Broadwell CPU; evaluated on the one billion word benchmark [13].

When scaling to multiple threads, our algorithm achieves linear speedup as shown in Fig. 3. This linear scalability is near perfect within a single socket (when number of threads  $\leq 36$ ), and the scalability becomes sub-linear when two sockets are involved (when number of threads = 72) in which case cross-socket memory access penalizes the potential linear scaling. In contrast, the original word2vec scales linearly only until 8 threads and slows down significantly after that. In the end, the original word2vec delivers about 1.6 million words/sec, while our code delivers 5.8 million words/sec or a 3.6X speedup over the original word2vec. The superior performance highlights the effectiveness of our optimization, as compared to the original word2vec, in reducing unnecessary inter-thread communications and utilizing computation resource of modern multi-core architecture.

**Predictive-Performance (Accuracy):** Delivering higher throughput is only meaningful when the trained model reaches similar or better predictive accuracy. We therefore evaluate the models trained from the original word2vec and our implementation, and report their predictive performances on the word similarity and word analysis tasks in Table I. In order to verify the generalization performance of our techniques, we run the respective codes on three different training corpora as described above.

As can be seen from Table I, our code achieves very similar (most of time higher) predictive accuracy, compared to the original word2vec, cross three different corpora. It demonstrates that our optimization generalizes very well to different corpora that have a variety of sizes under different vocabulary settings.

To examine the robustness of our word2vec further, we study its predictive accuracy under varying data statistics. We

TABLE I: Predictive performances of the models trained from the original word2vec and our optimization on three different training corpora. All the experiments are performed on an Intel Broadwell CPU.

Corpus	Vocabulary Size	Word Similarity		Word Analogy	
		Original	Our	Original	Our
17M-word (text8)	71,291	63.4	66.5	17.2	18.1
1B-word benchmark	1,115,011	64.0	64.1	32.4	32.1
7.2B-word collection	1,115,011	70.0	69.8	73.5	74.0

TABLE II: Predictive performances of trained models on one billion word benchmark with vocabularies of different sizes.

Vocabulary Size	Word Similarity		Word Analogy	
	Original	Our	Original	Our
1,115,011	64.2	64.1	32.4	32.1
500,000	63.0	62.4	32.2	33.0
250,000	63.1	61.8	32.2	33.0
100,000	55.6	55.8	32.2	31.9
50,000	49.7	49.7	30.1	29.9

again run the original word2vec and our optimization on the one billion word benchmark but with vocabularies of different sizes. For the vocabulary of size  $N$ , we keep the top  $N$  most popular words occurred in the corpus in the vocabulary. These popular words have the most of occurrences in the training corpus, and therefore their updates (and also the conflicts in the ‘‘Hogwild’’-style SGD) are more frequent than those on rare words. It can be seen from Table II that both the original word2vec and our optimization achieve very similar accuracies for all vocabulary sizes, including the most challenging one with a small vocabulary of 50K words.

Overall, these experiments demonstrate that the parallization scheme and the optimization techniques we proposed in Sec. III delivers 3X-4X speedup over the original word2vec without loss of predictive accuracy.

**Comparison to state-of-the-arts:** After demonstrating the superior performances of our optimization, we now perform detailed comparison to the state-of-the-arts, including the original word2vec from Google and BIDMach. Since all the implementations achieve similar accuracy, we focus on the throughput in the comparison. Improving throughput (while maintaining accuracy) is always important since it democratizes the large word2vec models by lowering the training costs. Thus, extensive studies have been focused on improving throughput. The best known performance reported currently in the literature is from BIDMach on the one billion word benchmark using Nvidia GPUs [10]. We therefore run our experiments on the same benchmark using the same parameter setting as that of BIDMach. Moreover, to evaluate the generalization of our techniques, we also run our experiments on three different Intel architectures including the latest Intel Xeon Phi Knight Landing processor.

Table III shows the detailed comparisons. On Intel Haswell and Broadwell architectures, BIDMach and our optimization outperform the original word2vec: typically BIDMach delivers

TABLE III: Performance comparison of the state-of-the-art implementations of word2vec on different architectures, including dual-socket 28-core Intel Haswell E5-2680 v3, dual-socket 36-core Intel Broadwell E5-2697 v4, single-socket 68-core Intel Knights Landing, Nvidia K40 GPU, and Nvidia GeForce Titan-X GPU. Results on CPU-platforms are obtained from our experiments, while results on the GPU systems are obtained from published literature [10]. Results are evaluated on the one billion word benchmark [13].

Processor	Code	Words/Sec
Intel HSW (Xeon E5-2680 v3)	Original	1.5M
Intel HSW (Xeon E5-2680 v3)	BIDMach	2.4M
Intel HSW (Xeon E5-2680 v3)	Our	<b>4.2M</b>
Intel BDW (Xeon E5-2697 v4)	Original	1.6M
Intel BDW (Xeon E5-2697 v4)	BIDMach	2.5M
Nvidia K40	BIDMach	4.2M <sup>1</sup>
Intel BDW (Xeon E5-2697 v4)	Our	<b>5.8M</b>
Nvidia GeForce Titan-X	BIDMach	8.5M <sup>1</sup>
Intel KNL (Xeon Phi)	Our	<b>8.9M</b>

<sup>1</sup>Data from [10].

1.6X speedup over the original word2vec while our optimization delivers 2.8X-3.6X speedup. In addition, our performance on Intel Broadwell (5.8 million words/sec) outperforms BIDMach’s performance on Nvidia K40 (4.2 million words/sec). The best known performance on shared memory system was reported by BIDMach [10] on Nvidia GeForce Titan-X (8.5 million words/sec) which is 1.5X faster than our performance on Intel Broadwell. However, in terms of compute efficiency, BIDMach on Nvidia Titan-X is much lower than our code on Intel Broadwell since the former has 3X peak flops of the latter, indicating that BIDMach’s efficiency on Nvidia Titan-X is only half of ours on Intel Broadwell. This is likely due to the parallelization scheme of BIDMach, which cannot efficiently use all computational resources, as we discussed in Sec. III-D. Finally, our optimization on Intel KNL processor delivers 8.9 million words/sec, a new record on the one billion word benchmark achieved on a single node shared memory system.

### C. Distributed Multi-node Systems

Next we demonstrate the scalability and predictive performance of our distributed word2vec on multi-node distributed systems. The experiments with our distributed word2vec are performed on two CPU clusters: (1) Intel Broadwell nodes connected via FDR Infiniband, and (2) Intel KNL nodes connected via Intel OPA Fabric. Fig. 4 shows the scalability of our distributed word2vec on both distributed systems as number of nodes increases, while Table IV reports the corresponding predictive performances on the word similarity and word analogy benchmarks. For the purpose of comparison, we also include in Fig. 4 BIDMach’s performances on  $N = 1, 4$  NVidia Titan-X GPUs provided by [10], which reports the state-of-the-art performance achieved on multi-GPU systems. Again, good scalability is only meaningful when similar or better accuracy

is achieved. We therefore provide the predictive performance of the original word2vec as the baseline in Table IV.

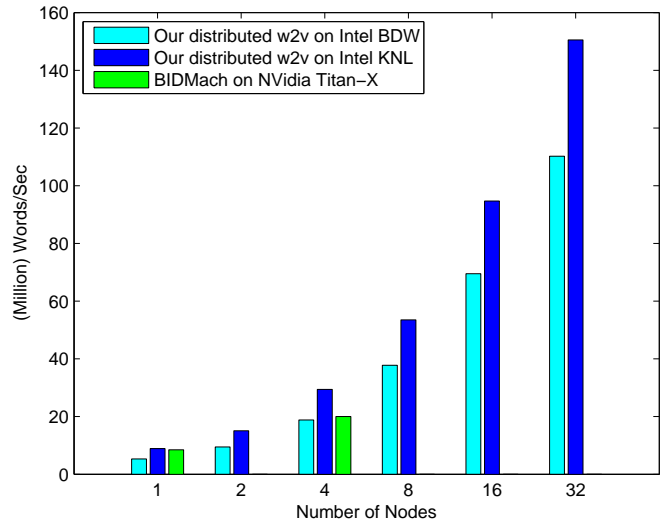


Fig. 4: Scalabilities of our distributed word2vec on multiple Intel Broadwell and Knight Landing nodes, and BIDMach on  $N = 1, 4$  NVidia Titan-X nodes as reported in [10].

TABLE IV: Predictive performances of our distributed word2vec trained on the one billion word benchmark [13] evaluated on the word similarity and word analogy tasks. The performance of the original word2vec is provided as baseline.

#Nodes	Word Similarity		Word Analogy	
	64.0		32.4	
Original ( $N = 1$ )				
Distributed w2v	BDW	KNL	BDW	KNL
$N = 1$	64.1	63.7	32.1	32.1
$N = 2$	64.1	65.2	32.3	32.5
$N = 4$	63.0	63.4	32.0	32.2
$N = 8$	63.8	64.9	32.1	31.3
$N = 16$	62.8	62.3	31.6	31.0
$N = 32$	63.2	61.2	31.1	30.1

As can be seen from Fig. 4 and Table IV, our distributed word2vec achieves near linear scaling until 16 Broadwell nodes or 8 KNL nodes while maintaining a comparable accuracy to that of the original word2vec. As the number of nodes increases, to achieve the linear scaling while maintaining a comparable accuracy, we need to increase the learning rate and the model synchronization frequency slightly to mitigate the loss of convergence rate. When number of Broadwell nodes increases to 32 (or KNL for 16), we need to further increase model synchronization frequency to maintain a good predictive accuracy. However, the increment of model synchronization frequency takes a toll on the scalability, and leads to a sub-linear scaling at 32 Broadwell nodes or 16 KNL nodes. Despite of this, our distributed word2vec delivers over 100 million words/sec with a small 1% accuracy loss. To the best of our knowledge, this is the best performance reported so far on this benchmark. As a comparison, BIDMach only delivers 2.4X speedup on 4 GPU cards vs. 1 GPU card or a 60% efficiency.



TABLE V: Performance comparison of state-of-the-art distributed word2vec trained on the one billion word benchmark [13] with multi-node CPU and GPU systems

Systems	Node Count	Code	Words/Sec
Nvidia Titan-X GPU	4 nodes	BIDMach	20M <sup>1</sup>
Intel Broadwell CPU	4 nodes	Our	20M
Intel Knights Landing	4 nodes	Our	29.4M
Intel Broadwell CPU	32 nodes	Our	110M
Intel Knights Landing	16 nodes	Our	94.7M

<sup>1</sup>Data from [10].

Last, we collect the best known performance of distributed word2vec from the literature [10], and compare it with our performance on Intel Broadwell and KNL nodes and report them in Table V. We only consider the meaningful throughputs that maintain a comparable accuracy. Therefore, only the performances of 32 Broadwell nodes and 16 KNL nodes are included. As can be seen, our 4 Broadwell nodes matches BIDMach’s performance on 4 Nvidia Titan-X cards, and we deliver about 110 million words/sec on a cluster of 32 Intel Broadwell nodes, the best performance reported so far on this benchmark. With 16 Intel KNL nodes, we deliver close to 100 million words/sec meaningful throughput.

## V. CONCLUSION

A high performance parallel word2vec algorithm in shared and distributed memory systems is proposed. It combines the idea of Hogwild, minibatching and shared negative sampling to convert the level-1 BLAS vector-vector operations to the level-3 BLAS matrix multiply operations. As a result, the proposed algorithm is more hardware-friendly and can efficiently leverage the vector units and multiply-add instruction of modern multi-core and many-core architectures. We also explore different techniques, such as sub-model synchronization and learning rate scheduling, to parallelize the word2vec computation across multiple computing nodes. These techniques dramatically reduce network communication and keep the model synchronized effectively when number of nodes increases. We demonstrate the throughput and predictive accuracy of our algorithm comparing to the state-of-the-arts implementations, such the original word2vec and BIDMach, on both single node shared memory systems and multi-node distributed systems. We achieve near linear scalability across cores and nodes, and process hundreds of millions of words per second, the best performance reported so far on the one billion word benchmark.

As for future work, our plans include asynchronous model update similar to parameter server [18], more efficient sub-model synchronization strategy as well as improving the rate of convergence of the distributed word2vec implementation.

## REFERENCES

[1] C. D. Manning and H. Schütze, *Foundations of Statistical Natural Language Processing*. Cambridge, MA, USA: MIT Press, 1999.

[2] R. Collobert and J. Weston, “A unified architecture for natural language processing: deep neural networks with multitask learning,” in *Proceedings of the 25th international conference on Machine learning*, 2008, pp. 160–167.

[3] X. Glorot, A. Bordes, and Y. Bengio, “A unified architecture for natural language processing: deep neural networks with multitask learning,” in *Proceedings of the 25th international conference on Machine learning*, 2011, pp. 513–520.

[4] P. D. Turney, “Distributional semantics beyond words: Supervised learning of analogy and paraphrase,” in *Transactions of the Association for Computational Linguistics (TACL)*, 2013, pp. 353–366.

[5] T. Mikolov, I. Sutskever, K. Chen, G. S. Corrado, and J. Dean, “Distributed representations of words and phrases and their compositionality,” in *Advances in Neural Information Processing Systems 26*, 2013, pp. 3111–3119.

[6] K. Cho, B. van Merriënboer, C. Gulcehre, D. Bahdanau, F. Bougares, H. Schwenk, and Y. Bengio, “Learning phrase representations using rnn encoder-decoder for statistical machine translation,” in *Proceedings of the 2002 Conference on Empirical Methods in Natural Language Processing (EMNLP)*, 2014.

[7] J. Weston, S. Chopra, and A. Bordes, “Memory networks,” in *International Conference on Learning Representations (ICLR)*, 2015.

[8] L. S. Blackford, J. Demmel, J. Dongarra, I. Duff, S. Hammarling, G. Henry, M. Heroux, L. Kaufman, A. Lumsdaine, A. Petitet, R. Pozo, K. Remington, and R. C. Whaley, “An updated set of basic linear algebra subprograms (blas),” *ACM Trans. Mathematical Software*, vol. 28, no. 2, pp. 135–151, 2002.

[9] F. Niu, B. Recht, C. Re, and S. J. Wright, “Hogwild: A lock-free approach to parallelizing stochastic gradient descent,” in *Advances in Neural Information Processing Systems*, 2011, pp. 693–701.

[10] J. Canny, H. Zhao, Y. Chen, B. Jaros, and J. Mao, “Machine learning at the limit,” in *IEEE International Conference on Big Data*, 2015.

[11] J. Duchi, E. Hazan, and Y. Singer, “Adaptive subgradient methods for online learning and stochastic optimization,” *Journal of Machine Learning Research*, vol. 12, pp. 2121–2159, 2011.

[12] G. Hinton, “Lecture 6.5-rmsprop: Divide the gradient by a running average of its recent magnitude,” 2012, COURSE: Neural Networks for Machine Learning.

[13] C. Chelba, T. Mikolov, M. Schuster, Q. Ge, T. Brants, P. Koehn, and T. Robinson, “One billion word benchmark for measuring progress in statistical language modeling,” in *INTERSPEECH*, 2014, pp. 2635–2639.

[14] G. A. Miller and W. G. Charles, “Contextual correlates of semantic similarity,” in *Language and cognitive processes*, 1991.

[15] T. Mikolov, K. Chen, G. Corrado, and J. Dean, “Efficient estimation of word representations in vector space,” *Proceedings of Workshop at ICLR*, 2013.

[16] Y. Zhang and M. I. Jordan, “Splash: User-friendly programming interface for parallelizing stochastic algorithms,” *arXiv preprint arXiv:1506.07552*, 2015.

[17] L. Finkelstein, E. Gabrilovich, Y. Matias, E. Rivlin, Z. Solan, G. Wolfman, and E. Ruppin, “Placing search in context: The concept revisited,” *ACM Transactions on Information Systems*, vol. 20, pp. 116–131, 2002.

[18] M. Li, D. Andersen, A. Smola, J. Park, A. Ahmed, V. Josifovski, J. Long, E. Shekita, and B.-Y. Su, “Scaling distributed machine learning with the parameter server,” in *Operating Systems Design and Implementation (OSDI)*, 2014.