

The Finiteness of Moffatt vortices

Jiten C. Kalita[†], Sougata Biswas[†], Swapnendu Panda[†], Aynur Ünal[‡]

[†]Department of Mathematics, Indian Institute of Technology Guwahati, PIN 781039, India

[‡]Department of Mechanical Engineering, Indian Institute of Technology Guwahati, PIN 781039, India

E-mail: jiten@iitg.ernet.in, b.sougata@iitg.ernet.in, p.swapnendu@iitg.ernet.in, aynurun@iitg.ernet.in

Abstract. Till date, the sequence of vortices present in the solid corners of internal viscous incompressible flows, widely known as Moffatt vortices was thought to be infinite. In this paper, we propose two topological equivalence classes of Moffatt vortices in terms of orientation-preserving homeomorphism as well as critical point theory. We further quantify the centers of vortices as fixed points through Brower fixed point theorem and define boundary of a vortex as circle cell. With the aid of these new developments and some existing theorems in topology, we provide six proofs establishing that the sequence of Moffatt vortices cannot be infinite; in fact it is at most finite.

1. Introduction

Terms like incompressible, inviscous, inviscid, impermeable etc. have assimilated into the vocabulary of fluid mechanics quite naturally over the years. The usage of these words seem to be very casual in the context of the desired precision or accuracy in the field of Mathematics and Physics, yet one has hardly seen any resistance from the scientific community over the usage of such words. This is probably because of the fact that all these words have certain quantification. For example, although no flow in the real world is incompressible, this word has wide acceptability amongst the fluid dynamics community for fluid flows that remain within a Mac number limit of 0.3. However, it is highly questionable whether one can apply the word *infinite* in the same vein to mean a large number of vortices present in a fluid flow without actually quantifying it, which of course is an extremely difficult task.

In the study of fluid flow, vortices are very important structures as they play a big part in controlling the dynamics of a flow. Though they are known to occur in the vicinity of solid walls where the flow separation takes place, scientists have always been keener on probing the nature of vortices at the corners of solid structures. The existence of a sequence of vortices (Moffatt vortices) at the corner of solid structure for internal flows with decreasing size and rapidly decreasing intensity has been indicated by several physical experiments and mathematical asymptotics. Their formation, evolution and progression on different geometrical and physical set up have always generated a lot of interest both amongst fluid dynamicists as well as mathematicians.

Study on the existence of these vortices dates back to the pioneering work of Dean & Montagnon [10] which was later consolidated by Moffatt [33, 34]. The flow near a sharp corner between two bounding planes was considered and a solution of the purely biharmonic equation

for creeping flows [38] was sought in terms of some exponential power Λ of the distance \tilde{r} from the corner. He found this Λ to be a complex number when the angle between the two planes is less than about 146° , implying infinite oscillations and hence concluded that there exists an infinite sequence of counter-rotating eddies as one approaches the corner. From then onwards, the occurrence of such corner vortices, named aptly as Moffatt vortices has always been synonymous with the existence of an infinite sequence, albeit without any rigorous mathematical proof.

In 1976, Collins & Dennis [9] computed the flow of a slow viscous fluid in a curved tube having a cross-section in the shape of a right-angled isosceles triangle. They observed vortices of Moffatt's type firstly in the secondary flow in the 45° corners and then in the 90° corner. By refining the grid size of the computational domain and making use of extrapolation technique, they were able to trace thirteen vortices in the 45° corner and six pairs of vortices in the 90° corner. In 1979, Taneda [46] tried to establish the existence of these vortices experimentally in a V-notch. However, the visualization of such vortices revealed the existence of only a few of them in the corner. This was followed by several theoretical and numerical experiments [18, 21, 27, 32, 35, 36, 37, 40] on vortices around a corner in solid structures.

Of late, there has been a surge of theoretical and numerical studies on corner vortices [6, 12, 19, 20, 23, 25, 26, 30, 43, 44, 45] for slow viscous flows on different geometries. In 1993, Anderson & Davis [1] presented a local picture of steady, two-dimensional (2D) viscous flow of two fluids in a wedge. They figured out the geometries for which wedge angle solutions exist, and also identified conditions under which Moffatt vortices may appear in the flow. During 1998-2000, Shankar and Deshpande [44], and Deshpande and Milton [12] studied their existence in the 2D lid driven cavity flow. In 2004, Biswas *et al.* [6] investigated laminar backward-facing step flow for a wide range of Reynolds number and based on the theory of Moffatt [33, 34], concluded that an infinite sequence of closed eddies with decreasing size and strength is expected for $Re \rightarrow 0$. It is worth mentioning that although the study of Moffatt vortices mainly pertains to Stokes flow, the sequence of corner vortices in decreasing size and intensity can be found for moderately high Reynolds number flows as well. This is well documented in the enormous amount of numerical and experimental studies being carried on the lid-driven cavity flows [7].

In 2005, Malhotra *et al.* [29] reviewed the Moffatt problem [33] and established the existence of Moffatt vortices for the Stokes flow bounded by two concentric coaxial cones with a common vertex through eigenvalue analysis and described the asymptotic distribution of eigenvalues for both even and odd flow structures. In the same year, Malyuga [30] considered Stokes flow in a circular cone driven by a non-zero velocity applied to the boundary within the ring which are represented in the form of Fourier series. He obtained the transcendental equation for the eigenvalues, which determines the asymptotic behavior of the flow in the neighborhood of the vertex, arriving at a conclusion similar to that drawn by Moffatt [33, 34]. In 2014, Kirkinis & Davis [23], by using a hydrodynamic theory of liquid slippage on a solid substrate concluded that an infinite sequence of vortices is formed in a moving liquid wedge of certain angle between a gas-liquid interface and a rigid boundary. Other recent studies in this direction worth mentioning are [20, 25, 26, 43, 45].

Although the presence of a sequence of vortices at the corner of decreasing size and intensity has been emphatically established by laboratory and numerical experiments, no authentic mathematical proof of their infiniteness could be found in the existing literature. Neither any laboratory experiment till date has been able to physically establish their infiniteness. Despite this, mathematicians and engineers alike went on producing a large number of works on the topic of corner vortices propounding their infiniteness, as evidenced by all the papers cited above. No one raised this issue till Gustafsan [17] in 1989 tenderly questioned on the infiniteness of Moffatt vortices. He concluded that the computational resources available at that time was not enough to provide a conclusive answer to this question. As such the finiteness of the sequence of such

vortices still remained unanswered.

Only recently, in 2006, Moffatt and his co-worker Branicki [8] has broached upon the possibility of the finiteness of these sequence of vortices for certain cases. Analyzing the time-periodic evolution of Stokes flow near a corner, they concluded that depending upon the smoothness and angle of the corner, and on the nature of the forcing, an infinite sequence of corner eddies may be present if the corner is sharp. On the other hand, if corners are rounded off so that the boundary is everywhere analytic, it is expected that a finite sequence of eddies may still form in regions near points of maximum curvature on the boundary. But the big question here is: Is a slight transition from a smooth to a sharp corner good enough to trigger infiniteness to the sequence of vortices? If so, how does one quantify this sudden jump from finite to infinite number of vortices and then again, what is this thin line between the extent of smoothness and sharpness leading to this enormous jump?

The existence of these vortices is a highly nonlinear phenomena and most importantly there exist an inherent connection between their occurrence and the nonlinear nature of Navier-Stokes (N-S) equations [7]. These equations are derived under the assumption of continuum hypothesis [5, 49]. According to this hypothesis, even the smallest volume scale cannot be zero; for example, for air, it is of the order 10^{-9} mm^3 containing approximately 3×10^7 molecules under standard conditions. The theoretical studies on Moffatt vortices seek the solution of the biharmonic form of the N-S equations for Stokes flow

$$\nabla^4 \psi = 0 \quad (1)$$

which is a linear one. The solution is assumed to be of the form $\psi = \tilde{r}^\Lambda f(\phi)$ leading to an equation in f

$$f'''' + \left\{ (\Lambda + 1)^2 + (\Lambda - 1)^2 \right\} f'' + (\Lambda^2 - 1)f = 0 \quad (2)$$

resulting in a solution of the form

$$f(\phi) = C_1 \sin(\Lambda - 1)\phi + C_2 \cos(\Lambda - 1)\phi + C_3 \sin(\Lambda + 1)\phi + C_4 \cos(\Lambda + 1)\phi. \quad (3)$$

The existence of the infinite sequence of vortices follows from ones ability in arriving at a solution of the form (3). Note that an infinite sequence of vortices of decreasing size renders a size zero to the vortices belonging to the tail of the sequence. However, this conclusion stems out from the solution of equation (1) which is build under the assumption of continuum hypothesis requiring a minimum non-zero volume scale. This clearly contradicts the existence of an infinite number of vortices in the corner of solid structures.

Right from the time the term Moffatt vortices [33, 34] has been coined, their study on various geometries has mostly been through the eigenvalue analysis. To the best of our knowledge the study of Moffatt vortices under the purview of their topology and critical point theory has not been carried out before. In the current study, we for the first time, establish some novel theories on Moffatt vortices including

- (i) topological equivalence¹ of these vortices through rigorous mathematical concepts such as orientation-preserving homeomorphism and half-saddle point structures,
- (ii) quantification of centers of these vortices as fixed points through Brouwer Fixed-Point Theorem (Theorem 2.5),
- (iii) quantification of the largest neighborhood of the fixed point of a particular vortex as circle cell by extending the idea of circle cell for divergence-free vector fields of Ma & Wang [28].

¹ In the present context, two objects are topologically equivalent meaning that they are homeomorphic and having the same direction of rotation.

Based on the above theories and some recent developments in geometric theory of incompressible viscous flows [11, 28], and making use of some elementary mathematical analysis [42], we prove that the sequence of Moffatt vortices in fluid flows around solid corners is finite and come to the conclusion that the existence of an infinite sequence is in fact a myth. It is worth mentioning that the same conclusion is reached by tackling the hypothesis through six different approaches. Note that in all the studies mentioned above, two-dimensional flows as an idealization of a three-dimensional (3D) one or 3D flows having symmetry in one direction were considered. As such all the theories developed by us will be considered over planar regions only.

The paper is arranged in the following manner: Section 2 deals with preliminaries, Section 3 with the topological equivalence class of Moffatt vortices, Section 4 with centers of Moffatt vortices as fixed points while in Section 5 finiteness of Moffatt vortices and finally Section 6 summarize the whole work.

2. Preliminaries

2.1. Notations

- \mathbb{R} is the set of real numbers.
- $\mathbb{N} = \{1, 2, 3, \dots\}$ is the set of natural numbers.
- $\tilde{V} = \{q: q \in V_i, \text{ the } i\text{-th vortex in the sequence of Moffatt vortices}\}$.
- M is a planar region.
- On the boundary ∂M of the region M , $\hat{\tau}$ denotes the tangential vector and \hat{n} the normal vector.
- $T_p M = \{w \mid w \text{ is tangent to } M \text{ at } p\}$.
- $TM = \{(p, T_p M) \mid p \in M\}$ is the tangent bundle of M .
- Assume $r \geq 1$ is an integer. Let $\mathcal{C}^r(TM)$ be the space of all r -th differentiable vector fields v on M .
- $\mathcal{C}_n^r(TM) = \{v \in \mathcal{C}^r(TM) \mid v \cdot \hat{n} = 0 \text{ on } \partial M\}$.
- $\mathcal{D}^r(TM) = \{v \in \mathcal{C}_n^r(TM) \mid \nabla \cdot v = 0\}$.
- $\mathcal{B}_0^r(TM) = \{v \in \mathcal{D}^r(TM) \mid v = 0 \text{ on } \partial M\}$.

2.2. Some essential topology

In the following, we provide some definitions, theorems and results of topology [3, 4, 13, 16, 31, 41] which will be used in appropriate junctures to prove the finiteness of the corner vortices.

Definition 2.1. *A topological mapping (homeomorphism) between two regions in a plane is a one-to-one and bi-continuous mapping: each point m is mapped onto exactly one point m' and that distinct points m_1 and m_2 are mapped onto distinct points m'_1 and m'_2 , and the mapping is continuous either way.*

Definition 2.2. *Let A_1 and A_2 be subsets of \mathbb{R}^n with $n = 2$ or 3 , and let $h : A_1 \rightarrow A_2$ and $g : A_1 \rightarrow A_2$ be homeomorphisms. We say that h and g are isotopic if there exists a continuous function $F : A_1 \times I \rightarrow A_2$ where $I = [0, 1] \subset \mathbb{R}$ such that $F(x, 0) = h(x)$, $F(x, 1) = g(x)$, and for every fixed $t \in I$, the function $F(x, t)$ is a homeomorphism.*

Intuitively, two homeomorphisms are isotopic if one can be continuously deformed into the other. An important result in topology is that every homeomorphism $h : \mathbb{R}^n \rightarrow \mathbb{R}^n$ with $n = 2$ or 3 is isotopic to either the identity map or to a reflection map, but not to both. In the existing literature, these two types of homeomorphisms are defined as follows.

Definition 2.3. Let h be a homeomorphism from \mathbb{R}^n to itself with $n = 2$ or 3 . If h is isotopic to the identity map, then we say that h is orientation preserving. If h is isotopic to a reflection map, then we say that h is orientation reversing.

Every homeomorphism of \mathbb{R}^2 or \mathbb{R}^3 is either orientation preserving or reversing. An orientation-reversing homeomorphism maps an embedded graph to its mirror image, possibly deforming it as well, while an orientation-preserving homeomorphism maps an embedded graph to itself or to a deformation of the graph in space. A reflection map is orientation reversing, whereas any translation or rotation is orientation preserving.

Definition 2.4. A mapping f of an open set $U \subset \mathbb{R}^n$ into \mathbb{R}^m is called smooth if it has continuous partial derivatives of all orders.

Theorem 2.5. (Brouwer Fixed-Point Theorem [16]): Any smooth map Ψ of the closed unit ball $B^n \subset \mathbb{R}^n$ into itself must have a fixed point; that is, $\Psi(x) = x$ for some $x \in B^n$.

2.3. Geometric theory of viscous incompressible flows

Definition 2.6. [28] A point $p \in M$ is called a singular point of $v \in \mathcal{C}_n^r(TM)$ if $v(p) = 0$.

Definition 2.7. [28] A singular point p of $v \in \mathcal{C}_n^r(TM)$ is called non-degenerate if the Jacobian matrix of v at p , $J_v(p)$ is invertible.

Definition 2.8. [28] A vector field $v \in \mathcal{C}_n^r(TM)$ is called regular if all singular points of v are non-degenerate.

Definition 2.9. [28] An orbit $\{\Phi(x, t)\}_{t \in \mathbb{R}}$ is called a closed (periodic) orbit if there is a time $T_0 > 0$ such that for any $t \in \mathbb{R}$, $\Phi(x, t) = \Phi(x, t + T_0)$.

Lemma 2.10. [28] Let $v \in \mathcal{D}^r(TM)$ ($r \geq 1$). Then each non-degenerate singular point of v is either a center or a saddle point. A non-degenerate singularity on the boundary ∂M must be a saddle point.

Theorem 2.11. (Structural Classification Theorem I [28]): Let $v \in \mathcal{D}^r(TM)$ ($r \geq 1$) be regular. Then the topological structure of v (flow field in the context of the current study) consists of a finite number of connected components, which are of the following types:

- (1) circle cells, which are homeomorphic to open disks,
- (2) circle bands, which are homeomorphic to open annuli,
- (3) ergodic sets, and
- (4) saddle connections.

Definition 2.12. [28] Let $u \in \mathcal{B}_0^r(TM)$ ($r \geq 2$).

- (1) A point $p \in \partial M$ is called a ∂ -regular point of u if $\frac{\partial u_{\hat{\tau}}(p)}{\partial \hat{n}} \neq 0$; otherwise, $p \in \partial M$ is called a ∂ -singular point of u .
- (2) A ∂ -singular point $p \in \partial M$ of u is called non-degenerate if

$$\det \begin{bmatrix} \frac{\partial^2 u_{\hat{\tau}}(p)}{\partial \hat{\tau}^2} & \frac{\partial^2 u_{\hat{\tau}}(p)}{\partial \hat{\tau} \partial \hat{n}} \\ \frac{\partial^2 u_{\hat{n}}(p)}{\partial \hat{\tau} \partial \hat{n}} & \frac{\partial^2 u_{\hat{n}}(p)}{\partial \hat{n}^2} \end{bmatrix} \neq 0$$

A non-degenerate ∂ -singular point of u is also called a ∂ -saddle point of u .

Lemma 2.13. [28] Each non-degenerate ∂ -singular point of $u \in \mathcal{B}_0^r(TM)$ is isolated. Therefore, if all ∂ -singular points of u on ∂M are non-degenerate, then the number of ∂ -singular points of u is finite.

Definition 2.14. [28] Let $\Omega \subset M$ be a closed domain. A point $p \in \Omega$ of v (flow field) is called Ω -boundary saddle (half-saddle) if there are only three orbits connecting p in Ω .

2.4. Limit cycle

Definition 2.15. [39] A limit cycle is an isolated closed trajectory. By isolated, it is meant that neighboring trajectories are not closed; they spiral either toward or away from the limit cycle. If all the neighboring trajectories approach the limit cycle, we say the limit cycle is stable or attracting. Otherwise the limit cycle is unstable.

Definition 2.16. [39] Consider the autonomous system

$$\dot{\mathbf{x}} = \mathbf{f}(\mathbf{x}) \quad (4)$$

with $\mathbf{f}(\mathbf{x}) \in \mathcal{C}^1(E)$ where E is an open subset of \mathbb{R}^2 . A point $\tilde{\mathbf{p}} \in E$ is an ω -limit point of the trajectory $\phi(\cdot, \mathbf{x})$ (which is a function from \mathbb{R} to E) of the system (4) if there is a sequence $t_n \rightarrow \infty$ such that $\lim_{n \rightarrow \infty} \phi(t_n, \mathbf{x}) = \tilde{\mathbf{p}}$. Similarly, if there is a sequence $t_n \rightarrow -\infty$ such that $\lim_{n \rightarrow \infty} \phi(t_n, \mathbf{x}) = \tilde{\mathbf{q}}$, then the point $\tilde{\mathbf{q}}$ is called an α -limit point of the trajectory $\phi(\cdot, \mathbf{x})$.

Definition 2.17. [39] The set of all ω -limit points of a trajectory Γ is called the ω -limit set of Γ and it is denoted by $\omega(\Gamma)$. The set of all α -limit points of a trajectory Γ is called the α -limit set of Γ and it is denoted by $\alpha(\Gamma)$.

Definition 2.18. [39] A limit cycle Γ of a planar system is a closed solution curve (cycle) of (4) which is the α or ω -limit set of some trajectories of (4) other than Γ . If a cycle Γ is the ω -limit set of every trajectory in some neighborhood of Γ , then Γ is called an ω -limit cycle or stable limit cycle; and if Γ is the α -limit set of every trajectory in some neighborhood of Γ , then Γ is called an α -limit cycle or unstable limit cycle.

Theorem 2.19. (Dulac [39]): In any bounded region of the plane, a planar analytic system (4) with $\mathbf{f}(\mathbf{x})$ analytic in \mathbb{R}^2 has at most a finite number of limit cycles.

Theorem 2.20. (Poincaré [39]): A planar analytic system (4) cannot have an infinite number of limit cycles which accumulate on a cycle of (4).

Theorem 2.21. (The Generalized Poincaré-Bendixson Theorem [39]): Suppose that $\mathbf{f}(\mathbf{x}) \in \mathcal{C}^1(E)$ where E is an open subset of \mathbb{R}^2 . Then the system (4) has only a finite number of critical points, it follows that $\omega(\Gamma)$ is either a critical point of (4), a period orbit of (4), or that $\omega(\Gamma)$ consists of a finite number of critical points, $\tilde{\mathbf{p}}_1, \tilde{\mathbf{p}}_2, \dots, \tilde{\mathbf{p}}_m$, of (4) and a countable number of limit orbits of (4) whose α and ω limit sets belong to $\{\tilde{\mathbf{p}}_1, \tilde{\mathbf{p}}_2, \dots, \tilde{\mathbf{p}}_m\}$.

2.5. Kolmogorov (length scale) theory

Stokes flow and turbulent flows are at the extreme ends of the spectrum of incompressible viscous flow regime characterised by the Reynolds number. Therefore, the mention of the Kolmogorov scale may sound totally irrelevant in the context of Stokes flow. Juxtaposed to this, this length scale plays an important role in our analysis. The Kolmogorov theory clearly states that vortices cannot exist below a certain non-zero length scale [12, 48], since the local value of power density (ε) would be so high that the kinetic energy would be fully dissipated as heat.

From the arguments leading to Kolmogorov's 1st similarity hypothesis [24], the only factors influencing the behavior of the small scale motions are the overall kinetic energy production rate (which equals the dissipation rate) and the viscosity [2, 14, 22]. The dissipation rate will be independent of viscosity, but the scales at which this energy is dissipated will depend on both the dissipation rate and viscosity.

An estimate for the scales at which the energy is dissipated is based only on the dissipation rate and viscosity. If the dissipation rate per unit mass (ε) has dimensions (m^2/sec^3) and

viscosity, ν has dimension (m^2/sec) then the length scale formed from these quantities is given by

$$\eta = \left(\frac{\nu^3}{\varepsilon} \right)^{1/4}.$$

This length scale is called the Kolmogorov length scale.

Note that the smallest length scale for incompressible viscous flows occurs in the turbulent regime. Stokes flow, for that matter laminar flows in the moderate Reynolds number regimes will have vortices having much bigger scales than those prevalent in turbulent regime. As such, the size of a vortex under consideration in the current study cannot fall below the Kolmogorov length scale.

3. Topological Equivalence Class of Moffatt vortices

In this section, we propose two equivalence classes of corner vortices based on different characteristics. By a corner we mean the point of intersection of two converging solid boundaries or one solid boundary and an interface. The corner may be sharp or rounded off. In case of the later which renders the boundary to be analytic, the corner is locally the point of maximum curvature. Note that in situations where the boundary is locally smooth and the point of maximum curvature does not exist as in the flow in a semi circular cavity [15], the vortices occurring in the flow cannot qualify as Moffatt vortices.

3.1. Equivalence class in terms of orientation

The members in the sequence of Moffatt vortices are of two types: **(a)** Vortices having positive orientation (anticlockwise rotation), **(b)** Vortices having negative orientation (clockwise rotation). Let us consider the set \mathcal{M} of all sequence of Moffatt vortices. We can define a relation $\tilde{\rho}_R$ on \mathcal{M} such that for any two sequences of vortices $\mathcal{V} = (V_1, V_2, \dots), \mathcal{V}' = (V'_1, V'_2, \dots) \in \mathcal{M}$, $\mathcal{V} \tilde{\rho}_R \mathcal{V}'$ iff the leading vortex of both \mathcal{V} and \mathcal{V}' have the same orientation (i.e. same direction of rotation). Clearly $\tilde{\rho}_R$ is an equivalence relation [42] on \mathcal{M} which partitions \mathcal{M} into two equivalence classes. For each of these two classes we can characterize the sequences of vortices with odd and even indices respectively in the following manner:

Class-I (cl_1): Moffatt vortices in which the leading vortex has positive orientation.

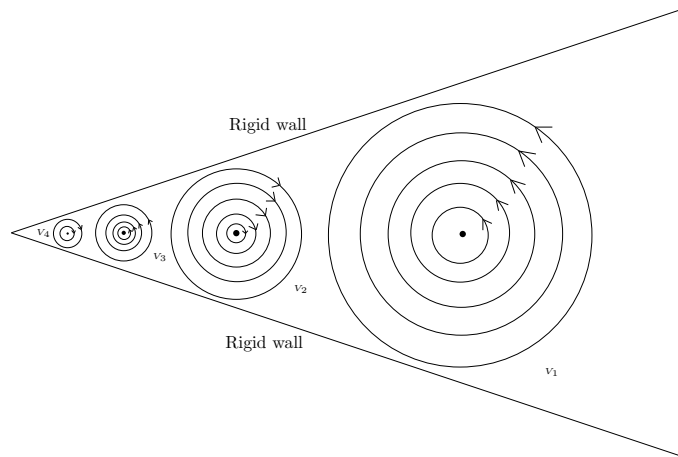


Figure 1. Sketch of class-I Moffatt vortices.

Odd sequence of Moffatt vortices say, $V_{2n-1}^{cl_1} (= D_{2n-1}^{cl_1}$, closed disks): All the members in

this sequence have positive orientation, and Even sequence of Moffatt vortices say, $V_{2n}^{cl_1} (= D_{2n}^{cl_1}$, closed disks): All the members in this sequence have negative orientation. For reference, see figure 1.

Class-II (cl_2): Moffatt vortices in which the leading vortex has negative orientation.

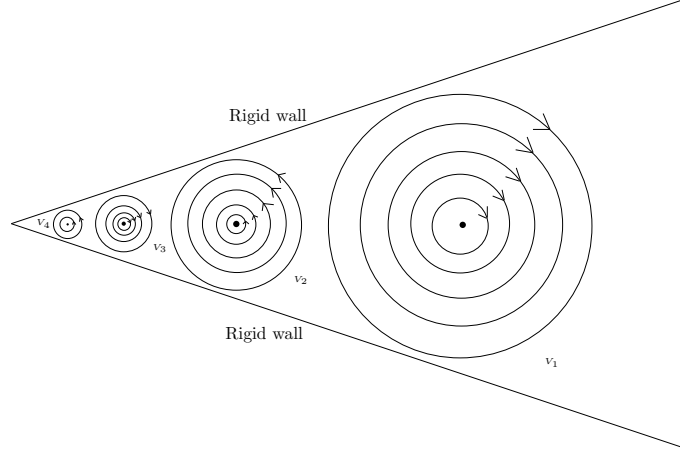


Figure 2. Sketch of class-II Moffatt vortices.

Odd sequence of Moffatt vortices say, $V_{2n-1}^{cl_2} (= D_{2n-1}^{cl_2}$, closed disks) : All the members in this sequence have negative orientation, and Even sequence of Moffatt vortices say, $V_{2n}^{cl_2} (= D_{2n}^{cl_2}$, closed disks): All the members in this sequence have positive orientation. For reference, see figure 2.

Moreover, it can be observed that these two classes (cl_1, cl_2) differ by a reflection map.

In view of topology, each of the vortex is essentially a rotating disk (as our flow situation is in 2D set up) with a fixed center. The members from the subsequence of indices with same parity has the same direction of rotation. Topologically any two disks are equivalent. Since here we are also considering the direction of rotation (referred as orientation), so the members from the odd sequence (similarly even) become topologically equivalent. Also, any two consecutive members are not equivalent as they differ by orientation (reflection map). Note that in the present context, a topological equivalence is not only a homeomorphism, but also an orientation preserving homeomorphism. The upshot of the above discussions are the following remarks:

Remark 3.1. Any two members in the odd sequence are (topologically) equivalent for both class of Moffatt vortices. Similarly any two members in the even sequence are (topologically) equivalent for both class of Moffatt vortices.

Remark 3.2. Any member in the sequence $\{V_{2n-1}^{cl_1}\}_{n \in \mathbb{N}}$ is topologically equivalent to a member in the sequence $\{V_{2n}^{cl_2}\}_{n \in \mathbb{N}}$. So we can define a map $f_n : V_{2n-1}^{cl_1} \longrightarrow V_{2n}^{cl_2}$, which is a orientation-preserving homeomorphism. Similarly, any member in the sequence $\{V_{2n}^{cl_1}\}_{n \in \mathbb{N}}$ is topologically equivalent to a member in the sequence $\{V_{2n-1}^{cl_2}\}_{n \in \mathbb{N}}$. So we can define a map $g_n : V_{2n}^{cl_1} \longrightarrow V_{2n-1}^{cl_2}$, which is a orientation-preserving homeomorphism.

3.2. Equivalence class in terms of the nature of critical points

We observe that for the corner vortices under consideration, only two types of half-saddles can be present on the boundary of the flow domain leading to separation and reattachment and thus paving the way for the creation of a vortex [11, 28]. We define them as *half-saddle of first kind*

HS^1 leading to separation and *half-saddle of second kind* HS^2 leading to reattachment. Note that for a particular corner vortex, the point of separation and the point of reattachment lies on different boundary walls lying on the either side of the corner point. In the sequence of vortices, for any two members in succession, the rear of the former coincides with the front of the later (figure 3).

We consider \mathcal{L} as the set of the portions of the streamlines connecting the points of separation and reattachment for a particular vortex as shown in figure 3. Define a relation ρ_R on \mathcal{L} such that for $L_1, L_2 \in \mathcal{L}$, $L_1 \rho_R L_2$ iff the corresponding half-saddles on the same boundary wall are of same type (HS^1 or HS^2). It can be easily verified that ρ_R is an equivalence relation [42] which partitions \mathcal{L} into two equivalence classes. Furthermore, the equivalent members in \mathcal{L} occur at indices with same parity.

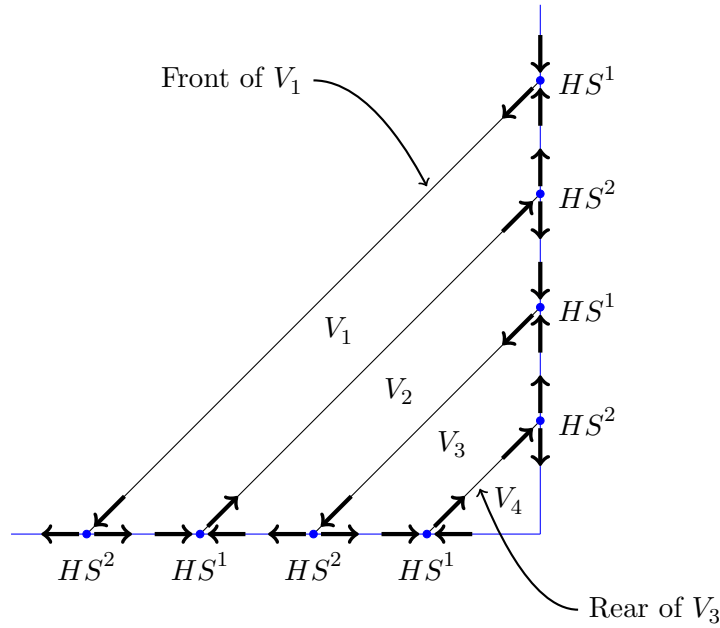


Figure 3. Sketch of equivalence class of Moffatt vortices in terms of Half-saddle.

Remark 3.3. *Equivalence class in terms of orientation and half-saddles defined in this way is essentially same as the nature of half-saddles (HS^1 or HS^2) determines the orientation of the vortices. As any vortex is homeomorphic to a disk, the two classes cl_1 and cl_2 of vortices defined in section 3.1 are classified only by the orientation of their leading vortices which are determined by the types of the corresponding half-saddles HS^1 or HS^2 .*

4. Centers of Moffatt vortices: topological fixed points & its neighborhood

Lemma 4.1. The centers of the members in the sequence of Moffatt vortices are fixed points.

Proof. Consider the i -th member V_i in the sequence of Moffatt vortices whose center is at C_i . When the flow reaches steady state, vortices will not deform. In other words at steady state, if we consider a fluid particle on a specific streamline then the particle will always move along that specific streamline. As such, in steady state we can define a map $\mathcal{F}_i : \tilde{V}_i \rightarrow \tilde{V}_i$, where \tilde{V}_i is in the interior of \tilde{V}_i obtained from V_i by removing only the outermost streamline and the map \mathcal{F}_i defines the rotation of the vortex V_i . Then each streamline will remain invariant under

that function. As \mathcal{F}_i is a linear map, so \mathcal{F}_i is a smooth map. Therefore by Brouwer Fixed-Point theorem (Theorem 2.5) with $n = 2$, \mathcal{F}_i must have a unique fixed point which is nothing but the center of the vortex C_i . \square

Definition 4.2. Let C_i be the center of the i -th vortex V_i in the sequence of Moffatt vortices. If an open neighborhood \mathcal{O} ($\subset \tilde{V}$) of C_i is considered, then for any $x \in \mathcal{O}$ ($x \neq C_i$), the orbit (the path followed by fluid particles around the center C_i) $\{\Phi(x, t)\}_{t \in \mathbb{R}}$ is closed (periodic). The largest such neighborhood \mathcal{O} of C_i is defined as the **Circle Cell** of the vortex V_i .

5. Proof of finiteness of corner vortices

In incompressible viscous flows, all equations governing the flows are valid only under the assumption of continuum hypothesis. According to this hypothesis, the smallest volume scale under consideration is non zero. Besides, the Kolmogorov theory [48] asserts that eddies below a certain size cannot be formed. These facts clearly leans towards the existence of a finite sequence of vortices in the corner. In the following, we prove the same with concepts developed in sections 2, 3 and 4 through multiple approaches.

Theorem 5.1. Suppose Ω is a closed subset of \mathbb{R}^2 representing an enclosed domain bounded by solid walls (or combination of solid walls and free surfaces). Then for a steady incompressible viscous flow, for every point p on the boundary including corners, any neighborhood of p contains at most a finite number of vortices.

Proof 1: We established that centers of Moffatt vortices are nothing but fixed points (singular points or critical points) in Section 4. By Theorem 2.21, any non-linear dynamical system can have only finite number of singular points. If we consider a neighborhood in the corner of the solid structure then the neighborhood contains finitely many singular points. So number of vortices cannot be infinite.

Proof 2: We have already defined the largest neighborhood of the center of a vortex as a circle cell. By Structural Classification Theorem I (Theorem 2.11), the number of circle cells must be finite. Since only one circle cell is uniquely connected with one vortex in the flow field, the number of vortices in the corner must be finite.

Proof 3: In the flow domain, flow separation (reattachment) is connected with Half-saddle points (boundary-saddle points) and separation is the mechanism paving the way for the formation of a new vortex. By Lemma 2.13, the number of separation points is finite in the flow domain. Therefore, the number of vortices is finite in the flow domain.

Proof 4: Let $\mathcal{V} = (V_1, V_2, \dots)$ be the sequence of vortices in the corner and the size of the i^{th} vortex be $S(V_i)$ which is defined as the distance of the center of the i^{th} vortex from the corner. In the sequence of vortices, any two consecutive vortices maintain a fixed ratio in size $R = S(V_{i+1}) : S(V_i)$ where $R < 1$ [7, 9, 33, 34]. Consider the sequence $(X_n)_{n \in \mathbb{N}}$, where $X_n = S(V_1)R^{n-1}$ represents the size of the n -th vortex. Since, $R < 1$ therefore, $X_n \rightarrow 0$ as $n \rightarrow \infty$. From the definition of the limit of a sequence from elementary analysis [42], we obtain for every $\epsilon > 0$, $\exists n_0 \in \mathbb{N}$ such that $|X_n| < \epsilon$ for all $n \geq n_0$. In other words, given any such positive ϵ , the vortices in a “tail of the sequence” (all the members after a fixed index, n_0 here) will lie within a distance of ϵ from the corner.

From Kolmogorov length scale (section 2.5), if we choose $\epsilon = \eta$ then there exist an index $N_\eta \in \mathbb{N}$ such that $|X_n| < \eta$ for all $n \geq N_\eta$. Consequently, the number of vortices can never exceed N_η , which is a finite quantity as in order to have the number of vortices more than N_η , we must have vortices violating the Kolmogorov length scale, which is impossible.

Lemma 5.2. Let us define the diameter of a vortex V by

$$d = \text{diam}(V) := \min_{x \in \partial \tilde{V}} \{2\|C - x\|_2 : C \text{ is the center of the vortex } V\}.$$

This d is always a finite positive real number.

Proof. Note that $\partial\tilde{V} \neq \emptyset$ and C does not belong to $\partial\tilde{V}$. Therefore the set $\{2\|C - x\|_2 : x \in \partial\tilde{V}\}$ is non-empty. Further the set is bounded below as $\|C - x\|_2 > 0$ for all $x \in \partial\tilde{V}$. Since $\partial\tilde{V}$ being a simple closed curve is a closed set, therefore $\exists x_0 \in \partial\tilde{V}$ such that

$$\begin{aligned} \|C - x_0\|_2 &= \inf_{x \in \partial\tilde{V}} \{\|C - x\|_2 : C \text{ is the center of the vortex } V\} \\ &= \min_{x \in \partial\tilde{V}} \{\|C - x\|_2 : C \text{ is the center of the vortex } V\} > 0. \end{aligned}$$

Letting $d = 2\|C - x_0\|_2$ clearly asserts that it is a finite positive real number. This completes the proof of the lemma. \square

Proof 5: We define diameter, d of a vortex as the diameter of the largest disk which can be inscribed inside the vortex such that the center of the disk coincides with the center of the vortex. We term such a disk as the diametric disk. Refer to figure 4 for a schematic of this situation. (Note that the the sequence of disks in this figure are actually inscribed inside the boundaries of the sequence of vortices obtained from our own simulation of the flow in a 2D triangular lid-driven cavity for a creeping flow corresponding to $Re = 1$.)

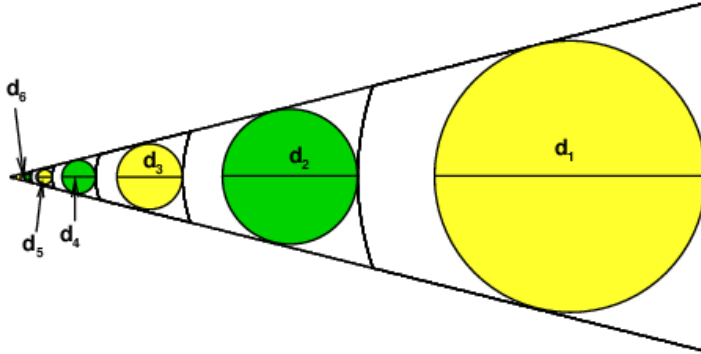


Figure 4. The diametric disks inscribed inside the vortices.

The above lemma clearly asserts the existence of such a length scale. Furthermore the diametric disks corresponding to a sequence of vortices are mutually disjoint as otherwise any two intersecting diametric disks will result in overlapping of two distinct vortices which is physically impossible. Now the sequence of diameters, $(d_n)_{n \in \mathbb{N}}$ corresponding to the sequence of vortices is monotonically decreasing in nature and bounded below as they are positive quantity. So this sequence is convergent and it converges to a non-negative real number, say β .

Case-I: when $\beta \neq 0$, then the total length required to accommodate all those vortices in the flow domain is greater or equal to $\sum_{n \in \mathbb{N}} d_n$. If the sequence of vortices is infinite and we replace d_n by β (limiting diameter) in the summation, we have $\sum_{n \in \mathbb{N}} d_n > \sum_{n \in \mathbb{N}} \beta = \infty$.

This is impossible, as size of the fluid flow domain is finite. Therefore number of vortices in the flow domain cannot be infinite if $\beta \neq 0$.

Case-II: When $\beta = 0$, then in order to have infinite number of vortices in the flow domain, the diameter of the extreme smallest vortex has to drop below the Kolmogorov length scale (see section 2.5), η (> 0), feasible length scale to measure fluid vortices. Now as $d_n \rightarrow 0$, this implies $\exists n_\eta \in \mathbb{N}$ such that $|d_n| < \eta$ for all $n \geq n_\eta$. Consequently, we can never have a vortex with diameter d_n for any $n \geq n_\eta$. Therefore, the maximum possible number of vortices becomes less than n_η , which is finite.

Therefore, the number of vortices in the flow domain must be finite.

Proof 6: This proof is based on the concept of limit cycles. In order to have a clear understanding of limit cycles present in incompressible viscous flows, we exhibit certain results from our own simulation of the 3D lid-driven cavity flow. In 3D flows, vortices are formed swirling around a three dimensional space curve known as the vortical coreline or corecurve. Such a scenario can be seen from figure 5 where we present the vortical structure around the

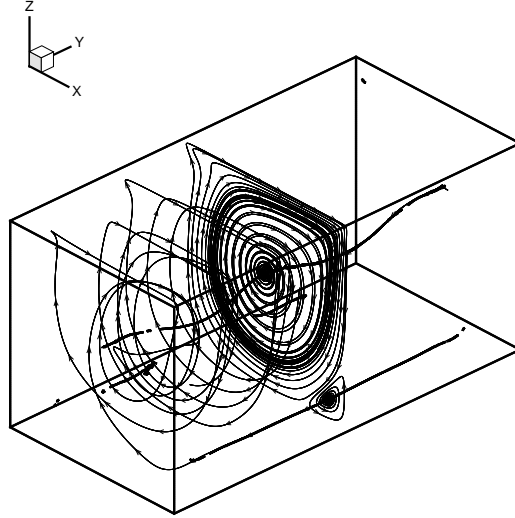


Figure 5. Streamlines at the plane of symmetry for the 3D lid-driven cavity flow at $Re = 1000$. One can actually see the vortical structures swirl around the vortical corecurves in the figure.

vortical corecurve from our own simulation of the flow for $Re = 1000$. The trace of limit cycles formed by the streamlines can be found in the osculating plane which is nothing but one on which the tangent vector to the vortical coreline at a point is normal to the plane (see figure 6). The concept of osculating plane is available in [47]. As has been mentioned earlier, 2D flows in confined domains are in fact idealizations of 3D flows; for example, the flow in the plane of symmetry (cross-flow plane) for the 3D lid-driven cavity.

The projection of the streamlines of the osculating plane over the cross-flow plane are topologically equivalent (as projection map from plane to plane is a homeomorphism). Therefore limit cycles must be present in the cross-flow plane as well. Note that these limit cycles correspond to the vortices with centers at the corecurve for planar flows in 2D. We present two such limit cycles in the cross-flow plane corresponding to the primary vortex and the secondary vortex at the bottom right corner depicted by dark-black closed curves in figures 7(a) and 7(b) respectively.

In 3D flows, all the vortices correspond to stable limit cycles originating in foci while in

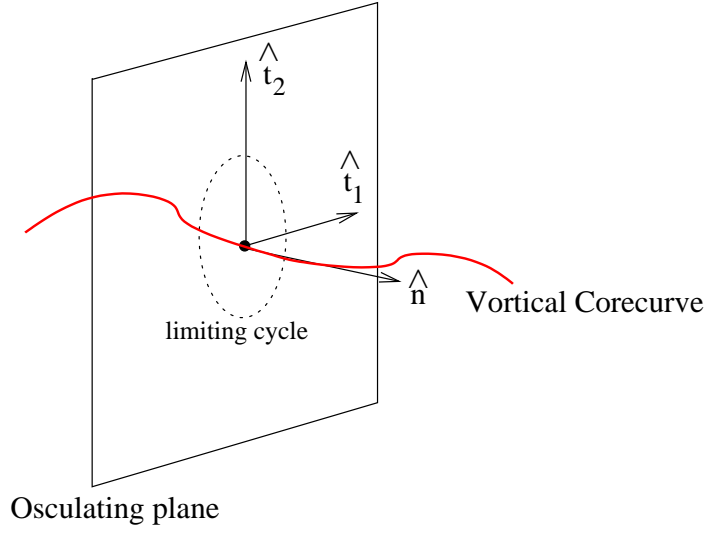
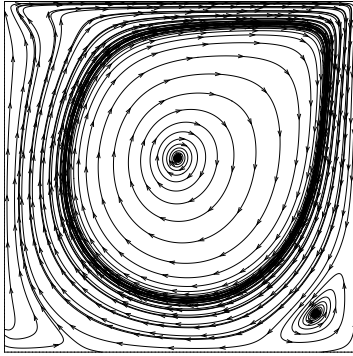



Figure 6. Schematic of limit cycle in the osculating plane.



(a)



(b)

Figure 7. Limit cycles (stable) in the lid-driven cavity flow for $Re = 1000$ in the cross-flow plane: (a) Primary vortex (b) secondary corner vortex.

2D flows, they are simply *centers* (in dynamical sense) with the streamlines encircling the vortex centers. Thus each limit cycle gives rise to a vortex in the flow field. Therefore by theorems (2.19), (2.20) and (2.21) we conclude that number of vortices in the flow field must be finite.

6. Conclusion

In existing literature, the occurrence of Moffatt vortices has always been synonymous with the existence of an infinite sequence. Despite the continuum hypothesis providing the base for the governing equations for incompressible viscous flows and the concept of Kolmogorov length scale in vogue, the issue of the finiteness of such sequence continued to remain unattended. In an effort in this direction, firstly we have established two topological equivalence classes of Moffatt vortices in terms of orientation-preserving homeomorphism as well as critical point theory. Next,

we have quantified the centers of vortices as fixed points through Brower fixed point theorem and further defined boundary of a vortex as a circle cell. With the aid of these newly developed geometric theories of incompressible viscous flows, and making use of some existing ones and clubbing them with elementary mathematical analysis, we prove that the number of vortices in solid corners cannot be infinite. We arrive at the same conclusion by analyzing the hypothesis through six different approaches. The existence of an infinite sequence of Moffatt vortices in fluid flows around solid corners is thus a myth and this sequence is in fact finite.

References

- [1] D. M. Anderson and S. H. Davis. Two-fluid viscous flow in a corner. *Journal of Fluid Mechanics*, 1993; 18: 1-31.
- [2] B. Andersson, R. Andersson, L. Hakansson, M. Mortensen, R. Sudiyo and B.V. Wachem. Computational Fluid Dynamics for Engineers. *Cambridge University Press, New York*, 2012.
- [3] M. A. Armstrong. Basic Topology. *Springer, New York*, 1983.
- [4] P. G. Bakker. Bifurcations in Flow Patterns. *PhD thesis, Technical University of Delft, Netherlands*, 1989.
- [5] G. K. Batchelor. An Introduction to Fluid Dynamics. *Cambridge University Press, Cambridge*, 1993.
- [6] G. Biswas, M. Breuer and F. Drust. Backward-facing step flows for various expansion ratios at low and moderate Reynolds numbers. *Journal of Fluids Engineering*, 2004; 126: 362-374.
- [7] S. Biswas and J. C. Kalita. Moffatt vortices in the Lid-driven cavity flow. DOI: *arXiv:1601.05186*.
- [8] M. Branicki and H. K. Moffatt. Evolving eddy structures in oscillatory Stokes flows in domains with sharp corners. *Journal of Fluid Mechanics*, 2006; 551: 63-92.
- [9] W. M. Collins and S. C. R. Dennis. Viscous eddies near a 90° and a 45° corner in flow through a curved tube of triangular cross-section. *Journal of Fluid Mechanics*, 1976; 6: 417-432.
- [10] W.R. Dean and P.E. Montagnon. On the steady motion of viscous liquid in a corner. *Mathematical Proceedings of the Cambridge Philosophical Society*, 1949; 45(3): 389-395.
- [11] Jean Détery. Three-dimensional separated flow topology. *ISTE Ltd and John Wiley and Sons, Inc., London, Hoboken*, 2013.
- [12] M.D. Deshpande and S. George Milton. Kolmogorov scales in a driven cavity flow. *Fluid Dynamics Research*, 1998; 22: 359-381.
- [13] Erica Flapan. When Topology Meets Chemistry: A Topological Look at Molecular Chirality. *Cambridge University Press, Cambridge*, 2000.
- [14] U. Frisch. Turbulence: The legacy of A. N. Kolmogorov. *Cambridge University Press, New York*, 1995.
- [15] R. Glowinski, G. Guidoboni and T.-W. Pan. Wall-driven incompressible viscous flow in a two-dimensional semi-circular cavity. *Journal of Computational Physics*, 2006; 216: 76-91.
- [16] Victor Guillemin and Alan Pollack. Differential Topology. *Prentice-Hall, Inc., Englewood Cliffs, New Jersey*, 1974.
- [17] K. Gustafson, K. Halasi and R. Leben. Controversies concerning finite/infinite sequences of fluid corner vortices. *Proceedings of the AMS-IMS-SIAM Joint Summer Research Conference on the Connection between Infinite Dimensional and Finite Dimensional Dynamical Systems*, B. Nicolaenko, C. Foias, R. Temam, Editors, *Contemporary Mathematics*, American Mathematical Society, 1989; 99: 351-357.
- [18] K. Gustafson and R. Leben. Mutigrid calculations of subvortices. *Applied Mathematics and Computation*, 1986; 19: 89-102.
- [19] K. Gustafson and R. Leben. Vortex subdomains. 1st *International Symposium on Domain Decomposition methods for Partial Differential Equations, Paris, France, 7-9 January*, 1987.
- [20] O. Hall, C. P. Hills and A. D. Gilbert. Slow flow between concentric cones. *Quarterly Journal of Mechanics and Applied Mathematics*, 2007; 60(1): 27-48.
- [21] M. Hellou and M. Coutanceau. Cellular Stokes flow induced by rotation of a cylinder in a closed channel. *Journal of Fluid Mechanics*, 1992; 236: 557-577.
- [22] J. Jiménez. The contributions of A. N. Kolmogorov to the theory of turbulence. *Arbor CLXXVIII*, 2004; 178(704) : 589-606.
- [23] E. Kirkinis and S. H. Davis. Moffatt vortices induced by the motion of a contact line. *Journal of Fluid Mechanics*, 2014; 746: R3.
- [24] A. N. Kolmogorov. The local structure of turbulence in incompressible viscous fluid for very large Reynolds numbers. *C. R. Acad. Sci. URSS*, 1941; 30: 301-305.
- [25] T. S. Krasnopolskaya. Two-dimensional Stokes flow near a corner in a right angle wedge and Moffatt's eddies. *Mechanics Research Communications*, 1995; 22 (1): 9-14.
- [26] T. S. Krasnopolskaya, V. V. Meleshko, G. W. M. Peters and H. E. H. Meijer. Steady Stokes flow in an annular cavity. *Quarterly Journal of Mechanics and Applied Mathematics*, 1996; 49 (4): 593-619.

- [27] N. Liron and J. R. Blake. Existence of viscous eddies near boundaries. *Journal of Fluid Mechanics*, 1981; 107: 109-129.
- [28] T. Ma and S. Wang. Geometric theory of incompressible flows with applications to fluid dynamics. *Mathematical Surveys and Monographs, Vol-119, American Mathematical Society, Rhode Island, USA*, 2005.
- [29] C. P. Malhotra, P. D. Weidman and A. M. J. Davis. Nested toroidal vortices between concentric cones. *Journal of Fluid Mechanics*, 2005; 522: 117-139.
- [30] V. S. Malyuga. Viscous eddies in a circular cone. *Journal of Fluid Mechanics*, 2005; 522: 101-116.
- [31] William S. Massey. Algebraic Topology: An Introduction. *Springer, New York*, 1967.
- [32] R. McLachlan. A steady separated viscous corner flow. *Journal of Fluid Mechanics*, 1991; 231: 1-34.
- [33] H. K. Moffatt. Viscous and resistive eddies near a sharp corner. *Journal of Fluid Mechanics*, 1964; 18: 1-18.
- [34] H. K. Moffatt. Viscous eddies near a sharp corner. *Archiwum Mechaniki Stosowanej*, 1964; 2: 365-372.
- [35] H. K. Moffatt. The asymptotic behaviour of solutions of the Navier-Stokes equations near sharp corners. In *Approximation methods for Navier-Stokes problems. Lecture notes in Mathematics*, Springer, 1979; 771: 371-380.
- [36] H. K. Moffatt and B. R. Duffy. Local similarity solutions and their limitations. *Journal of Fluid Mechanics*, 1980; 96(2): 299-313.
- [37] M. E. O'Neill. On angles of separation in Stokes flows. *Journal of Fluid Mechanics*, 1983; 133: 427-442.
- [38] T. C. Papanastasiou, G. C. Georgiou and A. N. Alexandrou. Viscous Fluid Flow. *CRC Press, Boca Raton London New York Washington, D.C.*, 2000.
- [39] L. Perko. Differential equations and dynamical systems. *Springer, New York, Third Edition*, 2001.
- [40] C. Pozrikidis. Creeping flow in two-dimensional channels. *Journal of Fluid Mechanics*, 1987; 180: 495-514.
- [41] R. L. Ricca. An Introduction to the Geometry and Topology of Fluid Flows. *Springer, New York*, 2001.
- [42] W. Rudin. Principles of Mathematical Analysis. *McGRAW-HILL, New York, Third Edition*, 1976.
- [43] P.N. Shankar. Moffatt eddies in the cone. *Journal of Fluid Mechanics*, 2005; 539: 113-135.
- [44] P.N. Shankar and M. D. Deshpande. Fluid mechanics in the driven cavity. *Annual Review of Fluid Mechanics*, 2000; 32: 93-136.
- [45] V. Shtern. Moffatt eddies at an interface. *Theoretical and Computational Fluid Dynamics*, 2014; 28: 651-656.
- [46] S. Taneda. Visualization of separating Stokes flows. *Journal of the Physical Society of Japan*, 1979; 46(6): 1935-1942.
- [47] A. Ünal. Three-dimensional singular points in aerodynamics. *NASA-TM-100045 A-88029*, 1988.
- [48] P. Walstra. Physical Chemistry of Foods. *Marcel Dekker, Inc., New York*, 2003; pp. 436-437.
- [49] F. M. White. Fluid Mechanics. *Mcgraw-Hill, New York*, 2003.