

Voynich Manuscript coding and decoding methods.

Alexander G. Ulyanenko, alex.ulyanenko@protonmail.ch

© 2016 Alexander Ulyanenko (Александр Ульяненко). All rights (inc. also code location, identification, decoding, translation etc.) - reserved

Abstract: The Voynich manuscript (VMS) is the book dated as 15th - 16th century, written using specific and smart coding methods. This article describes the methods how it was analyzed and how coding keys were found. It is also shows the VMS author's method of coding.

Keywords: Voynich manuscript, code, codes, coding, decoding, decipher, VMS, key, keys, Kelley, Kelly, Dee, Trithemij, Trithemius.

1. Introduction

This is an ancient manuscript, familiar for many researchers of medieval riddles under the names "Voynich Manuscript" (also known in abbreviation - **VMS**, which I will use in the article), it was also called "The book, which no one can read," because neither the language used for writing it or its author, nor place, nor even the date of writing was unknown.

It current name the manuscript received from the name of one of the last owners - Michael Voynich (1865 -1930) - Polish revolutionary (pseudonym "Wilfred"), bibliophile and antiquarian, husband of well known writer Ethel Lilian Voynich.

Mysterious manuscript Voynich acquired for his collection in 1912. And although that did not affected the success in deciphering the manuscript, but finally influenced it future fate - in 1959 Voynich family heirs sold it to bookseller Hans Kraus, who in 1969 gave it to the library of rare books Benecke at Yale University, where it is still being held.

On the official website of the library of rare books Beinecke of Yale University [1] the manuscript description is the following:

Call Number: Beinecke MS 408 (Request the physical item to view in our reading room)

Alternate Title: Voynich Manuscript

Date: [ca. 1401-1599?]

Genres: Manuscripts

Botanical illustrations

Astronomical charts

Drawings

Hand coloring

Illustrations

Type of Resource: mixed material

Description: Parchment. ff. 102 (contemporary foliation, Arabic numerals; not every leaf foliated) + i (paper), including 5 double-folio, 3 triple-folio, 1 quadruple-folio and 1 sextuple-folio folding leaves. 225 x 160 mm.

Abstract: Scientific or magical text in an unidentified language, in cipher, apparently based on Roman minuscule characters.

Physical Description: 1 vol.

color illustrations

23 x 16 cm. (binding)

The main text and illustrations looks like image on Fig.1 (all the images of VMS pages were taken from VMS web-page of the library of rare books Beinecke at Yale University [1])

The most of plants on VMS pages are not exists.



Fig. 1 The typical VMS image of page containing plant (VMS page 11v in accordance to the library page identification).

2. Initial approach and assumptions for the VMS analysis.

- 1) **No stereotypes** - After reading some corresponding to VMS articles the decision was to start from "zero" - to try to avoid any stereotypes which can finally become to the

critical mistakes. Because of that you will not find a lot of citing links in this article.

- 2) **Trust to you own eyes** - that you can see from the initial VMS data:
- Well structured (you can see botanical, astronomical, anatomical and pharmaceutical data)- something similar to Avicenna's Canon.
 - Consist of encrypted and non-encrypted text
 - Consist of allegory images
 - Consist of Arabic numerical
 - Written by clear and stable handwriting and using at least 4 different handwriting fonts - 1x stenography like (for main text), 1x Latin gothic (in Astronomical part for zodiac constellations marking), 1x italic (for ciphering), 1x - ancient (probably "black English" like used for hornbooks - also for ciphering) - all are present on the 4r page (in accordance with library page identification).
 - Consist of the text in different colors
 - VMS is written on most expensive type of parchment

In more details - the manuscript is visually divided onto the following sections:

- Botanical - this is one of the most voluminous chapters the description and drawings of plants, the vast majority of which do not lend themselves to recognize even approximately.

- Astronomical - contains a charts on which the symbols of the sun, the moon, stars and zodiac constellations are used. Zodiacal part consists of 12 related images, among which there are no signs of Capricorn and Aquarius, but twice repeated signs of Aries and Taurus. In addition, the zodiacal section contains signatures in Gothic letters in the Latin alphabet, which are relatively easy to read and which relates to the corresponding months.

- Biological - a chart with with allegorical images of human organs - in the form of tanks and channels (swimming pools etc), filled with different colored liquids. In the channels

and in pools there are strange dames, or, as some calls them
- nymphs.

- Cosmological - Contains pictures and diagrams which are not
fully understandable.

- Pharmaceutical - section containing plants reduced
drawings on the background of some hypothetical pharmaceutical
vessels, which may indicate the section as a guide for the
compilation of certain herbal mixtures.

- Formulation - the last section, consisting of a rich set of
short text paragraphs, the beginning of each is indicated by
the image of a star. Others pictures that section does not
contains.

The first my assumption was that VMS is not a fake.

If so - that means that the VMS author (in the time he lived
were no any computers) had the opportunity to simply read
without necessity to use the special complicated cheats.

If so - the VMS author used the more-less easy coding method.

If so - the VMS author possibly left some hints for himself
and for other dedicated readers

3. Basic tasks for codes & keys investigation.

1) What ciphering methods were used in the time when VMS was
written?

At first let's point our attention to the VMS dating. The radiocarbon analysis of the VMS parchment was done by University of Arizona and the result shows period 1404 - 1438 with the probability of 95% [2].

Important note! We should not mix the dating for parchment and for manuscript itself, because parchment analysis gives us only the information when the animals, which skins were used for parchment manufacturing, were killed. The manuscript itself can be written later or even much later.

According my assumption it was necessary to enlarge the possible period when VMS was written - at least till ~ 1500.

This assumption re 1500 was based on the information of average period of maximal aging of quality medieval paper before it was used - 10-15 years. As we are talking about parchment - the maximum aging can be much larger. I used 45-50 years.

In that period (in about 1500 year) were several ciphering methods in use, and, the most modern for that time was - steganographia - you will find the description below.

Where we should look for codes & keys?

Definitely not in the main text because it just coded by unknown alphabet.

That means somewhere in pictures.

There only few possibilities left by VMS author how to find the keys:

- a. In some images which can contain masked letters
- b. In images captions
- c. In Latin letters scattered on the pages (we also need to know the order how to construct the words)
- d. Using identified numerical data

4. VMS keys and codes searching and analysis.

4.1 Analisis of the images to find the masked letters.

For the analysis was used a final handwritten page of the VMS




Fig. 2 The image of final handwritten page of VMS

In the top part of the page you can find the pictures and the text.

The reason to start the image analysis from the last handwritten VMS page was the following - the images location and images compilation are very unusual in comparison with other parts of VMS.

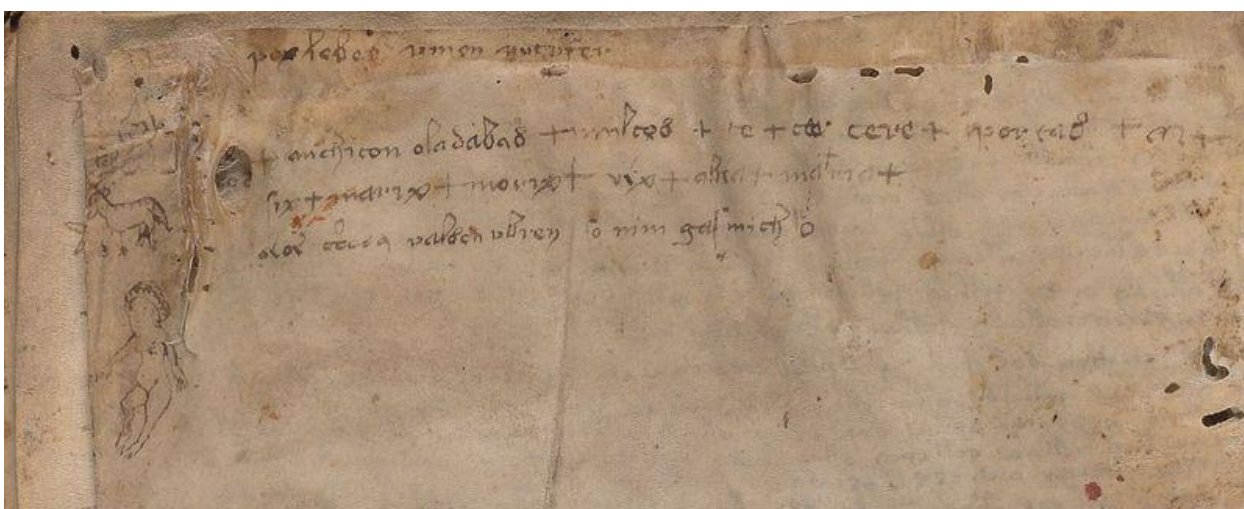


Fig. 3 The images and text on the final page of VMS.

Let's focus on the images first. The contrast was enhanced by image processing software [3].



That image looks like an animal like a Duck or a Dragon (D). The animal body consists of symbols similar to Latin letters like (from left to right) - F, E and L.

That image looks like a string of letters starting from turned and crossed by vertical bar letter V (V)

That image looks like an animal like Goat or Capricorn (C)

That image looks like Madame or Maiden (M).
Not Lady or Virgo (explanation is below)

Fig. 4 Images from the last page of VMS.

Why Dragon, Capricorn and Madame (or Maiden) titles were used?

Because other images with animal in VMS corresponds to zodiac constellations. The only concerning "Madame" there was a question.

If we follow the logics that all the images are corresponds to zodiac constellations the crossed V letter also should mention the constellation.

It was easily identified - the sign of Ophiuchus, which lies on the side. Now crossed "U" letter is used for Ophiuchus, but in medieval period "V" letter was used.

I am especially fixed the Latin letters related to each constellation - the first letter of each name of the constellations :

D, F, V, C and M.

That partly explains the reason why the name "Madame" was used - this sequence can also give us some additional info, like date (for example), because these letters (excluding F) can be also used as roman numerals.

We knew that the date analysis gave us an approximate period of VMS writing as 1404 - 1438. Means 15th century.

"Madame" (not Lady or Virgo) - as "M" comes from the following assumption:

-if VMS author left the date and if we are talking about date corresponding with 15th century - at list we should see the letter "M" - meaning "Millenium". The only image which can be related to "M" letter is the image of naked girl..

The letter looking like "F" we will investigate below. Let's start to analyze each image in details.

Let's start from the Dragon. The dragon head is looking to the left with open mouth.



Fig. 5 Head of Dragon (original)

It is consist of a couple of visible roman letters



Fig. 6 Head of Dragon with masked letter.

Now few words about the order how to read the text (same applicable for all other images): you should read it from the left to the right, but - **the upper letter (even if it is located in right position) has a priority in front to the bottom letter.**

Here we see the most upper letter is **V**.

Next (also on the top) is **I**.

Next is **V**.

Last is **A**

The word hidden here - **V I V A**

Now let's have a look to strange body of that animal...



Fig. 7 The part of Dragon body (original image)

It definitely consist of **L E** and most probably **X** (not F).

By the way - in that particular case the sign of letter "E" can be also similar to the letter "u" (looks like upside down), but in all other cases for letter "u" author used signs "v" or "U"



Fig. 8 The part of Dragon body with hidden text.

That means **L E X**

Now we see correct roman numerals. That is also gives us the right data for possible date analysis - **D X V C M = 500 10 5 100 1000**. Looks like incorrect writing of **1615**...

That strange order of roman numerals may also sign that not

all of it we have to add in the sum, 2 of it - 10 and 5 can be subtracted... That gives us another date - **1 5 8 5**

Why 2 of its? **D, C, M** - have a graphical interpretation from related images of zodiac constellations. **X** and **V** are written as a letters.

First of all it is interesting what is the VIVA LEX meaning?

Let's try to understand the string of strange letters.



Fig. 9 The string of masked letters.

My decoding (the resolution of the images from Yale unfortunately not enough for more precise analysis) will be:



OR



Fig. 10 and Fig. 11 The letters string with possible identification.

At list in my assumption that looks like **V I A R I U S or V I A R I A S**

There are also other candidates - VICARIU(A)S and ESQUIRIU(A)S

Now possible sentence here is "V I V A L E X V I A R I U (A) S"

Now one of most interesting animals - Capricorn.



Fig. 12 The original image of Capricorn




Fig. 13 The image of Capricorn with hidden letters

Looks like the name of the author -

C A L L Y A D V A R T E Y U S .

Simply - Edward Kelly..

But let's finalize our analysis.

The last figure - is Maiden.



Fig. 14 The original image of Madame or Maiden



Fig. 15 The image of Madame or Maiden with hidden letters

Let's read...

CREATYOR

or



Fig. 16 The image of Madame or Maiden with hidden letters

CREAYTYOR

We know that Kelley is died not later 1597.

VIVA LEX VIARIUS

EDWARD KELLEY

CREATOR

1585

Of course this record can slightly vary, but in general it looks that one big VMS riddles now resolved...

If my assumption is right (let's try to do your own investigation) - we can do the following conclusions.

The record should be investigated in more details using specific microscopy methods - UV, IR, DF, POL ect.

4.2 Initial results.

- 1) The VMS author possibly is Sir Edward Kelly (1555 - 1597) - well known English alchemist.
- 2) The manuscript was written in late 16th century.
- 3) The manuscript was written on the parchment which is 100 years older than author and for such cases the radiocarbon dating is not good enough.
- 4) The manuscript was written in England.
- 5) The languages used for hidden text are Latin and English

So, we possibly found the author, the date, the location where VMS were created and the languages used for it writing.

4.3 Analysis of captions to the image on selected pages.

For further analysis several VMS pages [1] from different VMS parts were selected:

- Anatomical
- Botanical
- Astronomical
- Pharmaceutical

For the astronomical part the page used for analysis were selected just because of one significant feature - double star also well known in medieval period.

There were also several additional pages used for verification of the codes and keys were identified.

A) **Selected Page#1** (78r according to library identification)

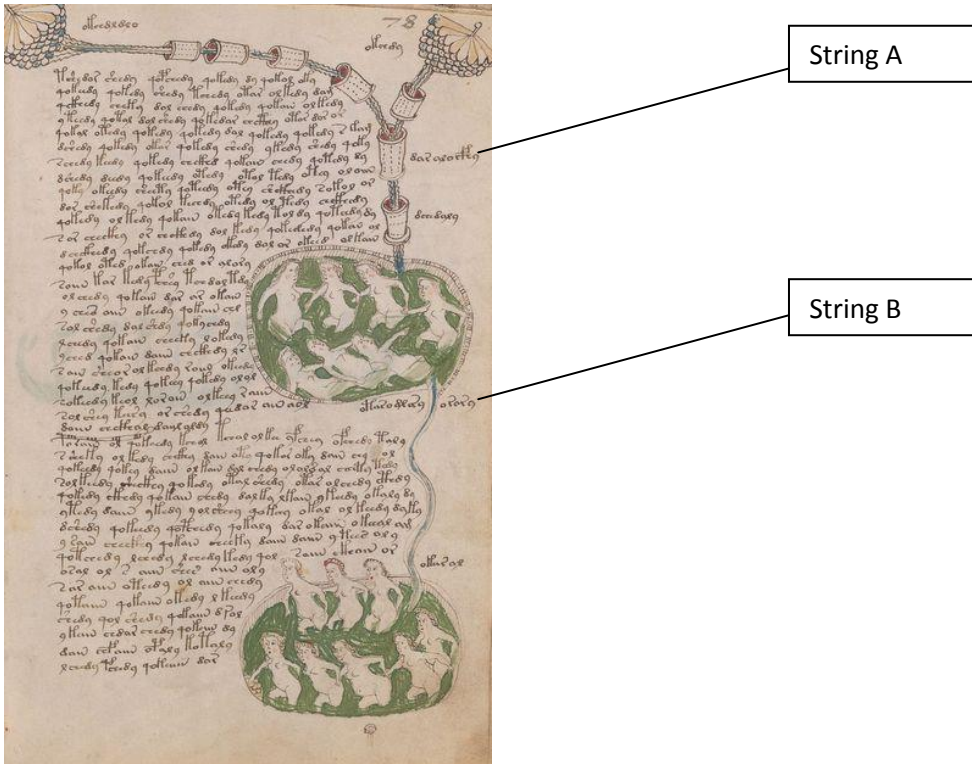


Fig. 17 The selected page from anatomical part of VMS with marked locations of analyzing symbols

B) **Selected Page# 2** (33v according to library identification)



Fig. 18 The selected page from botanical part of VMS with marked location of analyzing symbols

C) **Selected Page# 3** (70v according to library identification)

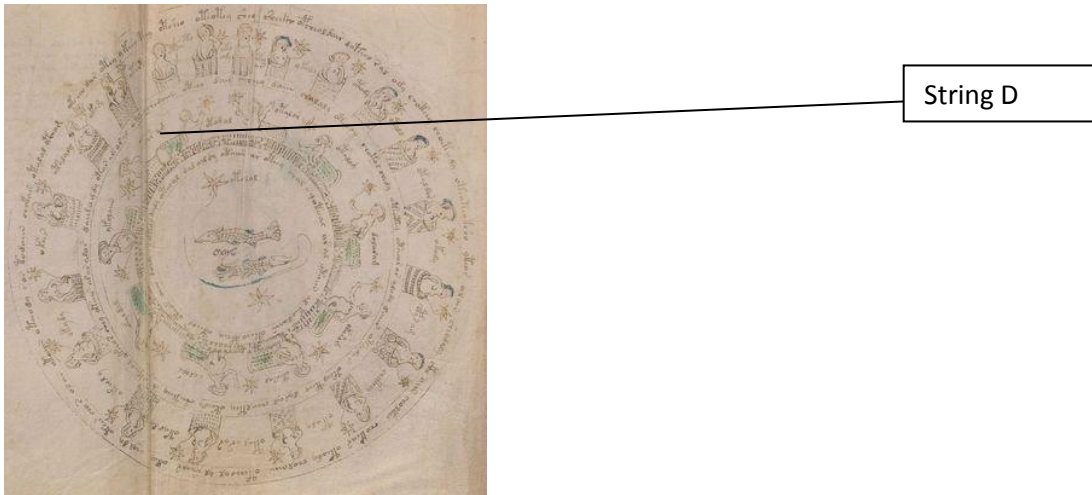


Fig. 19 The selected page from astronomical part of VMS with marked location of analyzing symbols

D) **Selected Page#4** (100r according to library identification)




Fig. 20 The selected page from pharmaceutical part of VMS

4.3.1 Results

4.3.1.1 Analysis of string A.

On the page# 1 we found the following candidates for encrypted keys:




Fig. 21 Image of string A.

That caption to the image visually corresponds with more-less realistic image of human **AORTA**.

After final analysis (with use of different Latin alphabet based languages) the following symbols (see below) were identified.

Important remarks:

- all meanings of identified codes and keys first of all related to modern pronunciation and spelling, because of that you will see various related co-sounds like "B"- "P", "D"- "T", "S"- "SH" etc;

- the symbols meanings are also related of the symbols locations or symbols combination or if symbol of rule - "o"- is used.

In a case of possible several meaning the bold font used to mark the main one.



Symbol - **ORT** [o:rt]

Fig. 22 Identified symbol #1 (ORT)



Symbol - **AT** [ət] or [at]

A [ɑ:] – if it location in the end of the symbolic string

Fig. 23 Identified symbol #2 (AT)



Symbol - **O** [o:], **TO** [to:] and also in the meaning - to <do>

It is also sets the rule how to read nearby symbols. It is also means **spacebar**. It is also (in dependence of location) means **dot (.)**

Fig. 24 Identified symbol #3 (O, TO or "symbol of rule" or spacebar)

4.3.1.2 Analysis of string B.




Fig. 25 Image of string B.

That caption to the image visually corresponds with more-less realistic image of human gall biliary vesicle or cholecyst.

After final analysis of different Latin alphabet based languages the preferences were done for old English - here it was called as **GALLBLADER** (that was done for longest part of symbols above).

That gave us other keys:



Symbol - **GEV** [g ə v] in the basic meaning like modern <give>, **GE** [g ə] and can be also used as **GO** [go:] (in combination #4#3) in the modern meaning <to> [to:]

Fig. 26 Identified symbol #4 (GEV)



Symbol - **ALL** [ɑ:l], **L**, **LL**, **LA** [lɑ:], **LI** [li], **IL**[il]

Fig. 27 Identified symbol #5 (ALL)



Symbol - **PLA** [plɑ:], **BLA** [blɑ:], **P**[p], **B** [b]

Fig. 28 Identified symbol #6 (PLA)



Symbol - **AND** [ænd] or [ənd], in combination #3 + #7 - **ADD** [ædd], also in combination like #11+ #7 - **ND**, can be also D

Fig. 29 Identified symbol #7 (AND)



Symbol - **ER** [ər], **IR** [ir]

Fig. 30 Identified symbol #8 (ER)



Symbol - **INN** [inn], **IN** [in], **N**

Fig. 31 Identified symbol #9 (INN)

The rest of the caption containing **GALLBLADER** can be read as **IN** or **INN** or **INNE** (in meaning inside) or like **NINA**, because the picture of **GALLBLADER** contains of images of small dames – in Spanish it sounds as NINA (baby-girl). It is also consist of symbol of rule "o" and we will verify it later.

4.3.1.3 Analysis of string C.

On the page# 2 were found the following candidates for encrypted keys:

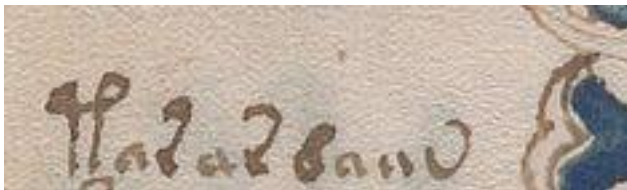


Fig. 32 Image of string C.

This caption was linked to the image of the flower which corresponds to the real flower of Heliantus or Sunflower. If we will divide the name "SUNFLOWER" for 2 simple words we will receive "SUN FLOWER" wich can be also translated as HELIA PLANT

Some symbols we already Identified above.




Fig. 33 Image of string C with marked symbols identified above.

Now we found new one:



Symbol - **ANT** [a:nt]

Fig. 34 Identified symbol #10 (ANT)

4.3.1.4 Analysis of string D.

On the page# 3 only one candidate was used to analyze the encrypted keys:



Fig. 35 Image of string D

There is a symbolic image of a double star in the Fish constellation. It is ID is Alpha Piscium (Alpha Psc, α Piscium, α Psc) but the traditional name of that star is Alrescha (Al Rescha, Alrischa, Alrisha)

As a result:

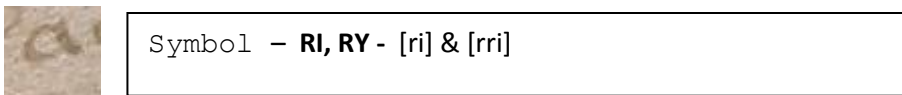


Fig. 36 Identified symbol #11 (RI)

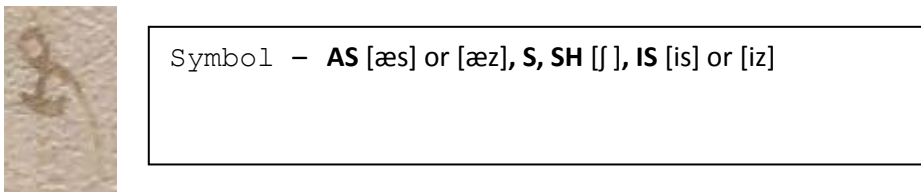


Fig. 37 Identified symbol #12 (AS)

4.3.1.5 Analysis of string E.

On the page# 4 were found the following candidates for encrypted keys:




Fig. 38 Image of string E

That symbols string contains symbol of rule "o" (but in the same time that symbol also can be readable (as T, TO, TA)) and ..RIND. After analyzing the whole modern meaning was found - TAMARIND. After verification using symbol in the middle we can confirm the following:



Symbol - **MA** [mɑ:], **ME** [mə], **MAKE**
General meaning is not finally clear for me in some locations it logically means - TO HAVE, TO Obtain in others can be also - MAJOR or MATURE

Fig. 39 Identified symbol #13 (MA)

4.3.1.6 Analysis of string F.

Next selected word.

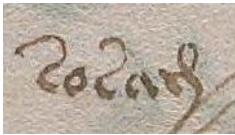


Fig. 40 Image of string F

It contains LA, RI, S. After more detailed verification using other pages the modern meaning of that word is ACICULARIS, the original (above) can be read as CULARIS.



Symbol - **CUT** [ku:t], **C** [k] and [[ts] like tz]

Fig. 41 Identified symbol #14 (CUT)

Finally after use of symbols identified (above), some other symbols were identified and verified.



Symbol - **HEAT** [hi:t], **HET** [hət], **HE** [hi:], **H** [h]

Fig. 42 Identified symbol #15 (HEAT)



Symbol - **FILL** [fi:l]

Fig. 43 Identified symbol #16 (FILL)



Symbol - **TRE** [træ] or [tri:]
In separate always means TREE

Fig. 44 Identified symbol #17 (TRE)



Symbol - **RET** [rət]
In separate location always means RED color

Fig. 45 Identified symbol #18 (RET)




Symbol - **PUT** [pu:t]

Fig. 46 Identified symbol #19 (PUT)



Symbol - **ERN** [ɛə rn] or [ɛərnæ]

Fig. 47 Identified symbol #20 (ERN)



Symbol - **POT** [po:t]

Fig. 48 Identified symbol #21 (POT)




Symbol - **SOM** [sa:m] (as modernt "some") or **SUM** - [sa:m]

Fig. 49 Identified symbol #22 (SOM)



Symbol - **CHEA** [tʃə:a:] or **HEA** [hə:a:]

Fig. 50 Identified symbol #23 (CHEA)



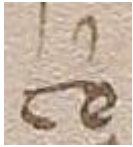
Symbols - **ICE or ISE** [aɪs]
Needs verification

Fig. 51 Identified symbol #24 (ICE)



Symbol - **ONE** [o:n]
Needs verification

Fig. 52 Identified symbol #25 (one)



Symbol - **REST** [rɛst]

Fig. 53 Identified symbol #26 (rest)



Symbol - **TOP** [to:p] used also as modern "cover"

Fig. 54 Identified symbol #27 (TOP)



Symbol - **EYE** [aɪ]

Fig. 55 Identified symbol #28 (EYE)



Symbol - **EPL** [ɛpl]
In modern meaning - apple

Fig. 56 Identified symbol #29 (EPL)




Symbol - **SA** [sa:] or [za:]

Fig. 57 Identified symbol #30 (SA)

Not all symbols were identified, but now we can read the text more-less easily.

4.3.2 Words and spelling.

In that part you will find the small dictionary based on identified codes.



Symbols combination **PLANT** [plant] (in only one modern meaning - plant)

Fig. 58 Identified combination PLANT



Symbols combination – **BLAAD** [bla:a:d] or **PLAAD** [pla:a:d] (in only one modern meaning – BLOOD)

Fig. 59 Identified combination BLAAD




Symbol combination – **PLASOM (as blossom)** –[pla:a:sa:m]

Fig. 60 Identified combination PLASOM




Symbols combination – **PLAA** [pla:a:] or **BLAA** [bla:a:] (as BLOOD) and also possible **PLAAT** [pla:a:t] or **BLAAT** [bla:a:t] because symbol #2 means “AT” [a:t] - always meanin some liquid or juice. In most cases symbol#2 in the end of the string of symbols mostly spelled as “A” [a:]

Fig.61 Identified combination PLAA



Symbols combination meaning only – **RETORTA** [rətort] (retort)

Fig. 62 Identified combination RETORT



Symbols combination– **ORTRI** [ortri:]
In possible modern meaning – “straightforwardly”

Fig. 63 Identified combination ORTRI



Symbols combination – **DABLA** [da:bla:] or **DAPLA** [da:pla:]
(in modern meaning - double or twice)

Fig. 64 Identified combination DABLA



Symbols combination – **RINS** [ri:nz] or **RINSA** [ri:nza:]

Fig. 65 Identified combination RINSA

4.3.3 Symbol of rule "o".

One of the most interesting riddles left by VMS author. It is definitely can be readable as "TO" or "O", but in different combinations and/or locations it can change even meaning of the word.

Let's investigate some examples.

Coming back to symbol#7 - AND



Symbol - **AND** [ænd] or [ənd],

Fig. 66 Symbol #7 (AND)



Symbol - **AD** [æd] or [əd], in meaning ADD

Fig. 67 Symbols meaning AD

That example gives us an idea how to find some rules. Basic "AND" now transformed to "AD" - means symbol of rule probably tells us that if it location in front of some other symbols - that means you have to exclude the letter/sound in the middle - "AND". So "AND" transforms to "AD".

More complicated case.



Fig. 68 Symbols combination required interpretation.

Look that it consist of duplet symbols as on fig.67 and finally should sound ADAD. May be that also works somewhere, but according the text meaning - it sounds like "**AD TO END**" (in modern meaning "add to finalize")

Let's now verify the idea above.

Let's use the symbol #9 (below)



Fig. 69 Symbol #9 (INN)

INN in the manuscript means internal space of something.

In a case if symbol of rule is used



Fig. 70 Symbol INN in combination of symbol of rule.

According our idea that combination (above) sounds "IN".

"AD" and "IN" very common words and that explains why we see these symbolic combination so often in the alchemical manuscript.

Now more complicated case.




Fig. 71 2x Symbols "INN" in combination of 2x symbols of rule with followed symbol "AT" (marked in red).

That example is known for us from initial codes search - it is a gallbladder from VMS page 78r.

The selected combination sounds like "IN TO INN A", the right description will be "INTO INNA" in meaning "inside". In total meaning "gallbladder inside".

There is a probability that symbol "AT" (at the end of the string) used as a masking symbol to hide the word. But that needs further investigation.

Now I'll give you most interesting example of simple symbols combinations. Let's go to the VMS page 17v...

Here you will find the following




Fig. 72 Symbol TRE in combination with symbol of rule and with symbol POT.

Without usage of symbol of rule - the phrase will be the following - "TRE TO POT" or "TREO POT". First one sound strange, second one contradicts with usual for VMS author "TREPLA" (three or tree time).

Symbol of rule located here after symbol of TRE, but its function is the same as for ~~AND~~ and ~~INN~~.

If so - the final translation of these combination will be "TE POT". Hope you remember the spelling - [ti:pot]... In meaning - **teapot!**

And finally one more example:




Fig. 73 Symbol TRE in combination with symbol of rule and with symbol INN.

That is difficult example which requires more investigation because both TRE and INN can be influenced by symbol of rule. It can be 3 possible translations:

- TRE TO INN
- TREIN (I am not sure was that word known in 16th century or not)
- TEIN (in meaning "ten")

There is also probability that the symbol of rule located after any other symbol and linked by handwritten lines to it gives the instruction to read the previous symbol backwards: i.e. symbol "RET" with following symbol of rule "o" means that you have to read symbol "RET" as "TER".

5. General conclusions.

After the analysis above we can do the following conclusions:

- We can confirm the general coding method - STEGANOGRAPHIA
- It is the modified STEGANOGRAPHIA using much more powerful encrypting mechanism
- We can confirm the main VMS language - is **English** with inclusions of some specific terminology from Latin (like plants names, zodiac constellations, anatomy terminology etc.) and Arabic (especially in Astronomical part - like "Al-Risha"), probably also Greek common terminology.
- The language of the main text is looks like especially modified or even simplified English
- For coding by modified STEGANOGRAPHIA VMS author used symbols - each one corresponding with common singleroot word
- The VMS author have used special symbol - symbol of rule "o" with gives more opportunities for strong chiphering
- According some (not fully identified) order the symbols can be used as a letters in some single words (like symbol "AT" in the end of symbols strings mostly means letter "A"[a:]) .
- The combination of symbols in the main text can represents different structures - phrases and words.
- The combinations of symbols were created sometimes randomly and it looks like single words, but in reality - there are a short phrases
- The VMS author used the also used the absence of punctuation as an element of coding.

After analysis of the spelling of identified symbols we will immediately find the next level of subcoding of the main VMS text - it is the semantic one, using 3 main principles:

- The symbols spelling is mostly equal to Latin spelling (not similar to modern English spelling of the same letters and words)
- The main role of the singleroot words (symbols) is to convey is sounds (not grammar!)and it is not directly linked to correct grammar.
- In all cases it is enough to know the word or phrase spelling to understood it significant meaning, even grammar is looks incorrect. Same principle is used for symbols spelling in dependence of its locations.

The pronunciation related to Latin language can vary - related to co-sounds like "B"- "P", "D"- "T", "S"- "SH" etc.

6. Use of results and conclusions

Of course anyone can start now to read the text of VMS. But it is still requires to understood the complete principles of coding.

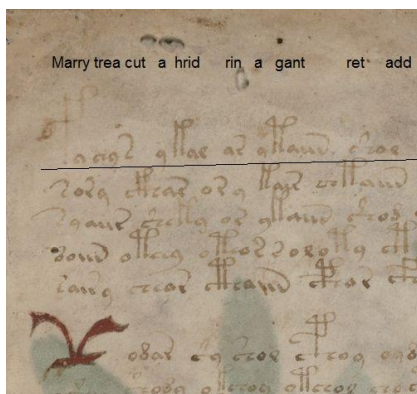


Fig. 74 The example how to read the VMS (used page 1r of VMS)

The book is starting from the phrase "Merry trea cut at heatrid rin a gant ret add".

That means something like "Combine the cuted pieces of tree on the heating device add red..."

6.1 General coding method

Few words about general coding - about STEGANOGRAPHIA.

At that time it was the most modern and sophisticated cipherring methods. The name "Steganographia" was for the first time described by Johannes Trithemius (1462 - 1516) in his work:

"Steganographia" (written in 1500, but officially published only in 1608, in 1609 included in the list of prohibited books (Index Librorum Prohibitorum))



Fig. 75 The title page of book "Steganographia" of Joh. Trithemius [4].

There is an interesting picture in the Trithemius book ([4], p.55)

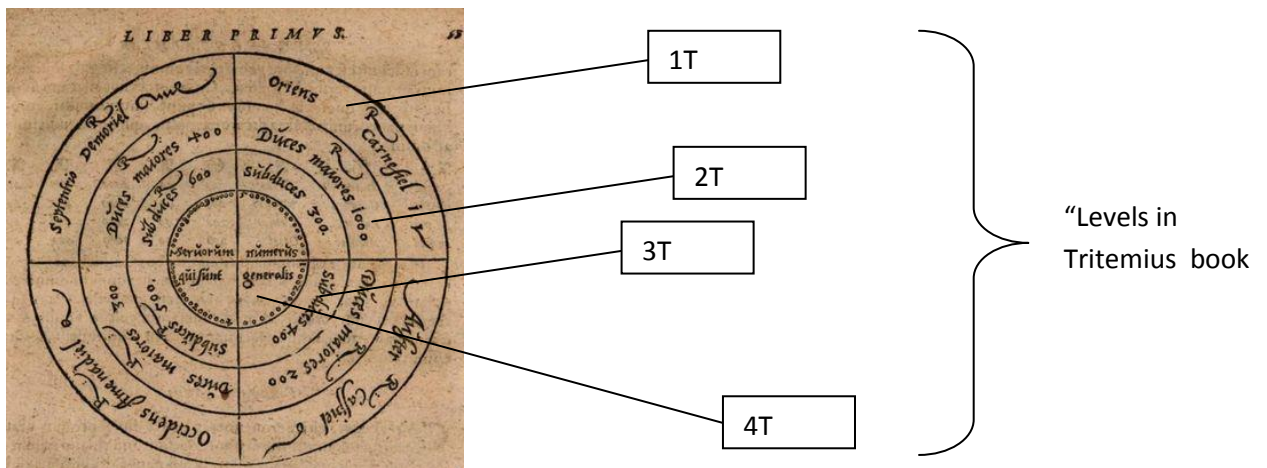


Fig. 76 The part of coding principles from "Steganoraphia"

If we will pay our attention to the VMS page # 57v (according to library identification)



Fig. 77 The image from VMS page 57v (according to library identification)

These 2 images are roughly the same (according its meaning) the only differences are - the location of levels in Trithemius book and levels in VMS. As well as VMS image consist one level more.

The relationship between VMS and Trithemius levels is the following:

$$1T = 5M, 2T = 4M, 3T = 3M, 4T = 2M$$

The "Level 1M" is not used for coding.

In details: Why $4T = 2M$? Of course it will be a good riddle...

The explanation:




Fig. 78 The image from VMS page 57v with numeral data identified.

You can see the sequence of 17 numerals (from 1 to 17) on that page. It repeated 4 (four) times and also dividing the whole circles for 4 equal parts as in Trithemius book (he also used 17 digits - in the center part of the image).

The image in VMS is a modified coding principles offered by Trithemius.

That again links us to the date analysis.

The "STEGANOGRAPHIA" was written in 1500..

Means VMS was definitely written later. Means VMS was written in 16th century.

Now still a question to confirm the authorship of Kelly, because somebody else can left the images and the his signature on the last VMS page.

6.2 Additional search and conclusions concern VMS authorship.

- 1) As we already found that manuscript (VMS) is written in English - Trithemius most probably is not wrote it
- 2) VMS Author used the Trithemius "Steganographia" (so - VMS written in 16th century)
- 3) VMS Author is used a lot of specific scientific data from different areas of sciences.
- 4) VMS Author was interested in development of hard and reliable ciphering methods.
- 5) VMS Author was linked to Alchemy (bird symbol on the VMS page 1r - means Phoenix, the VMS text starts from alchemical marriage etc.)

Again - we've found very good marker confirming that VMS was written in 16th century - modified Trithemius coding diagram (VMS page 57v) containing description how and where to find some codes and keys.

The Trithemius "Steganographia" with his original diagram ([4] p.55) was finished as handwritten manuscript only in year 1500.

The first it official printed version [4] was published only in year 1608.

In the same time we definitely knew that John Dee used Trithemius manuscript to his own investigation in a mid of 16th century.

According John Dee's archives we definitely knew that Dee found the handwritten copy of "Steganographia" during his diplomatic mission. He was so impressed by Trithemius ideas that he finally copied the exemplar of "Steganographia" by himself [5]. We even knew the date when that work was completed - 15th of February 1562, and also place where that was done:

[...] Antwerpia apud Gulielmum Silinum in Angelo aureo : in platea, vulgariter, Den Camer straet, vocata [...]

The handwritten Trithemius diagram performed by Dee was found also in Dee's archives [6]. That one is dated as a year 1591.




Fig. 79. Image with diagram of coding principles with handwriting of John Dee dated as 1591 [6]

That means that Dee for many years continuously worked with "Steganographia" starting from 1562 (or maybe from the end of 1561 - it depends how much time he needed to copy the manuscript) and he absolutely understood the principles of Trithemius coding methods as well as its weaknesses.

Again in short: **we have the manuscript written in English and coded by principles of "Steganographia"**.

As we see also - VMS is readable and looks like a real book.

Now let's try to answer the following important questions:

- The purpose of creating the encrypted manuscript
- The manuscript pre-story
- The manuscript future fate

Let's start our investigation from simple question coming from our results and conclusions:

Do we know any other encrypted manuscripts written possibly in English (or in England) in the same period of time and which are linked to the same persons?

Definitely- YES!

It is a "**Book of Dunstan**" - the book which was in hands of Edward Kelly during his co-operation with John Dee..

According the existing legend:

- it was found by Edward Kelly. He brought it to John Dee in 1583 before their journey to the continent ([7] p.lxi)
- The manuscript called as "Book of Dunstan" has been found in Glastonbury Abbey ([7] p.lxii). That place was associated with St.Dunstan service.
- Another version tells what Kelly purchased the manuscript during his journey to Wels in one tavern.

But what is more important - the only source which tells us something about the "Book of Dunstan" and where we have at least it scarce description - is the notes of John Dee.. Only! I am especially point your attention to that word.

Anyhow - even according both versions re how the "Book of Dunstan" was found there were no any solid reasons to call the book as a "Book of Dunstan" (may be excluding very precarious link to Glastonbury Abbey) and both - Dee and Kelly as an educated and smart people - were in the known about that.

Otherwise (if it will be a real St. Dunstan manuscript) we can assume that here will be much more different independent sources linked to the newly discovered "Book of Dunstan", because even in that time the discovery of real unknown work (manuscript) of legendary St. Dunstan linked to "sacred alchemy" - that will be a great sensation. Many scientists and clergies will be happy to copy it immediately. But nothing happened.

Let's compare the story of the "Book of Dunstan" and VMS:

- Nothing known about "Book of Dunstan" before 1583
- Nothing known about VMS before end of 1590-es or even till 1612
- The "Book of Dunstan" was taken to the joint journey of Dee and Kelly
- The ownership of the "Book of Dunstan" linked to Kelly
- After the death of Kelly (most probably in October 1595 - for that investigation will be dedicated another special article) nothing known about the future fate of the "Book of Dunstan".
- The mysterious manuscript called now VMS was acquired by Rudolf II (1552 - 1612) definitely after 1586, but in the same period of time when Kelly (and probably Dee) were closely related to Rudolf's II court
- The "Book of Dunstan" was in hands of Edward Kelly who joined Rudolf's court at least in 1586 -1587 and who was dependant from Rudolf's reign till October 1595.
- The "Book of Dunstan" motherland is England and there is a big probability that it was written in English.
- VMS is written in English.

To many matches...

One more important note.

There is very interesting Dee's note related to 12th of December 1587 ([8] p. 25;[9]).

It tells the following:

Dec. 12th [1587], afternone somewhat, Mr. Ed. Keley his lamp overthrow, the spirit of wyne long spent to nere, and the glas being not stayed with buks about it, as it was wont to be ; and the same glas so flit.ting on one side, the spirit was spilled out, and burnt all that was on the table where it stode, lynnen and written bokes, as the bok of Zacharius with the Alkanor that I translated out of French for som by spirituall could not ; Rowlaschy his thrid boke of waters philosophicall; the boke called Angelicum Opus, all in pictures of the work from the beginning to the end ; the copy of the man of Badwise Conclusions for the Transmutation of metalls ; and 40 leaves in 4°(*), intituled, Extractions Dunstani, which he himself extracted and noted out of Dunstan his boke, and the very boke of Dunstan was but cast on the bed hard by from the table."

(() 4° - probably means folder of 40 extracted pages or 4 folders with 10 extracted pages in each - A.U.)*

It is a last note related to the "Book of Dunstan".

From it we knew that about 40 pages were extracted by Edward Kelly from the "Book of Dunstan". And we also knew that similar quantity of pages lost in VMS...

Because of that my conclusion will be:

VMS and manuscript called "Book of Dunstan" - is same book and it was created in only one exemplar especially for the specific mission.

There were some important reasons which makes the possibility to own the encrypted book called "Book of Dunstan" very useful for Dee and Kelly:

- The "Book of Dunstan" was directly associated with St. Dunstan (as mentioned above). Means it associated with the man who dedicated all his life to the God and Christian service. The man who had unblemished Christian reputation and who was well known everywhere in Europe. That was very important message for Catholic Rudolf II.
- If so - the encrypted "Book of Dunstan" or better say now the "Book of St. Dunstan" - consist of some visible signs linked to alchemy and can be a very good bait to some powerful people as Rudolf II was... Because it subconsciously should tell to him that the manuscript is a good or even blessed book and consist of some initially proved text aloud to read for Christians.

As we see from the history - after the "Book of St. Dunstan" was found - Dee and Kelly starts their journey to the continent (September 1583). It looks like a private mission, organized by Albert Łaski.

Using Łaski relationships network they created their own private relationships network with many powerful people in Europe.

Finally they reached Rudolf's II court...

According my assumption that was Dee's and Kelly's main destination. The general purpose of their mission were to set

a network of spy sources to receive the fast and important information re Rudolf's II planes and actions directly from Rudolf's II court.

The "Book of Dunstan" with its story and all surrounding things were especially created to convince Rudolf II that the journey of Dee and Kelly with their families were absolutely their private deal linked to alchemy sciences and blessed by angels. There were no any links to Queens order.

How Rudolf II will insure that the "Book of Dunstan" is a real valuable treasure?

It was necessary to convince him by some visible features of the manuscript:

- Old ancient expensive parchment
- Mysterious pictures and diagrams
- Strange encrypted fonts
- Alchemy signs on the first page (Phoenix and possibly Uroboros)
- Legend re authorship of St. Dunstan confirmed by authoritative well known scientist (Dee)

And... One of very important issues - the language. Especially English language was selected to convince Rudolf that the "Book of Dunstan" is a real one, because English was Dunstan's native language.

St. Dunstan lived in England in 10th century and his English was different to modern one in 16th century.

That was the reason why Dee and may be Kelly found the idea to use semantic coding - which simply will hide the incompetence of Dee and Kelly in English of 10th century, but sound as a simplified old English.

In addition - it is not a first attempt when Dee tried to attract the Emperor by alchemy manuscript. We knew the fact that he tried to use the copy of Trithemius "Steganographia" as well as his own "Monas Hieroglyphica" ("The Hieroglyphic Monad") to attract Maximilian II, Holy Roman Emperor [5] in an effort to gain patronage.

Now let's try to resolve another riddle - the castle image

6.3 Riddle with image of the castle in VMS

The one of the solid arguments for apologists of VMS creation in early 15th century is the image of castle on the VMS pages 85r and 86v.

The main feature of the castle which is confusing people - is the dovetail teethes of the castle walls. Such design was initially developed and used in Italy, especially before 15th century (which is nicely fits to the parchment analysis - dates and possible manuscript initial location). That type of castles fortification design came to Europe much later.

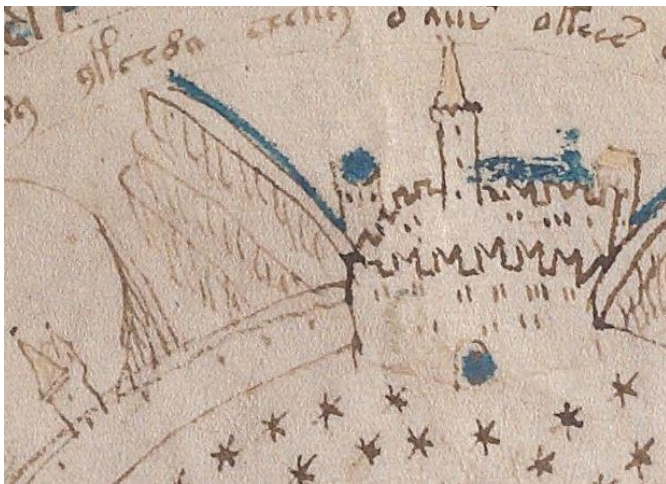


Fig. 80 The part of the image of the castle from VMS page 85r-86v with dovetail teethes on the castle's walls.

Let's analyze that image first.

As always in VMS - we see the allegory images. The castle is a part of specific VMS scheme and it is also allegoric image linked to specific human organs functionality.

First of all - the castle on the image is a very simplified castle, consisting no any visual info where the real castle can be located (if such exists), or any other info re castle specific construction.

If you will pay your attention to the symbolic images of the windows located on the castle walls as well as to the internal castle structure - you will see unreal information:

- To many windows located on the walls and also it location is looks unusual for fortification building
- No internal infrastructure which can tell us how these windows can be achievable from the castle yard.

That tells us that there is also probability that VMS author never seen the real castle, but seeing somewhere it simplified image.

It was my statement based on very good example - see the image below:



Fig. 81 The image of the castle of Italian city Pavia (Pavia) taken from Sebastian's Münster (1489–1552) «Cosmographia» [10,11] with dovetail teethes of the castle's walls.

The «Cosmographia» of Sebastian's Münster was firstly published in Basel in 1544.

It was very popular book and it was translated to several languages - German (origin), Latin, English, Italian, French and even Czech

In total it was re-published about 40 times during 1544 - 1628 years. [12]

The image on fig.81 was initially added to the Latin edition in 1550 year.

It is only the image with Italian castle consisting dovetail teethes of the castle's walls in whole book.

The most important thing - Sebastian Münster never been in Pavia (Pavia)... He created that image based on descriptions of travelers and using images of other authors.

It is easy to verify - just find the corresponding articles, pictures and paintings related to medieval Pavia.

The second important thing - the Sebastian Münster's «Cosmographia» edition in French you can find in John's Dee library catalogue [13]...

As I mentioned initially - to many matches.

If we can look further to the same VMS pages - we can find more information.

There are another fortification buildings images:



Fig. 82 The part of the fortification images from VMS page 85r-86v.

Let's try to find something similar in Sebastian's Münster «Cosmographia».

What about Venice?



Fig.83 The image of the Venice taken from Sebastian's Münster (1489–1552) «Cosmographia» [10,14].

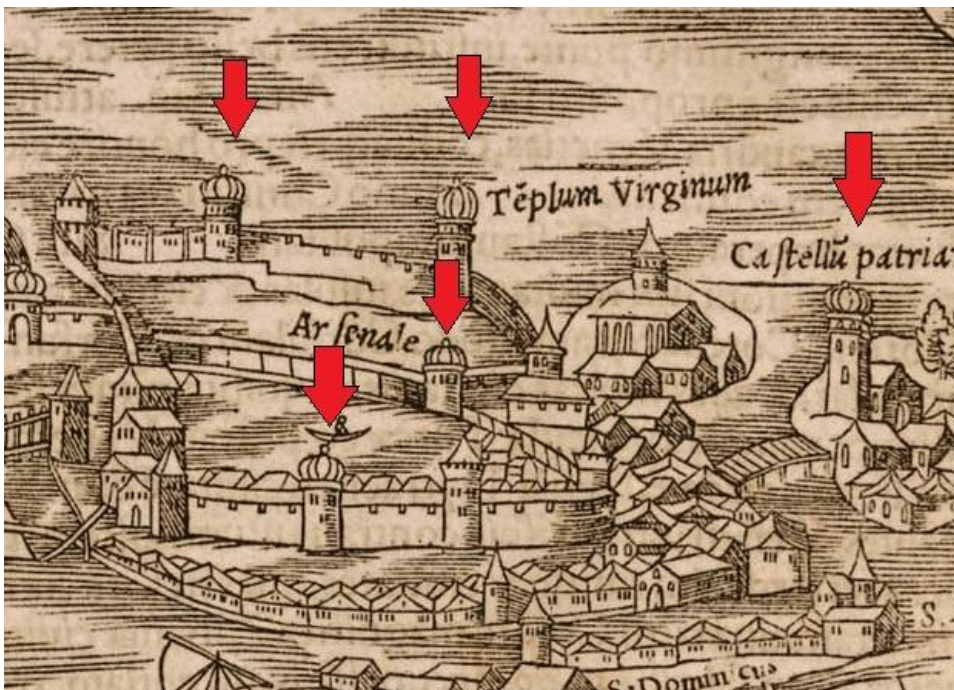


Fig.84 The image of possible candidates of the prototypes of fortification images from VMS page 85r-86v found in Venice image.

As we knew - Sebastian Münster never been in Venice... He created that image based on descriptions of travelers and using images of other authors.

Again - it is only the image in the «Cosmographia» containing such strange round towers...

The other circle images on VMS page 85r-86v are also interesting.

Something similar I've found in Sebastian's Serlio (1475 - 1554) "I sette libri dell'architettura" ("Seven Books of Architecture") in the books/chapters #3 and #5. As we knew John Dee was very interested in architecture studies.

John's Dee library is a brilliant source for answers of some VMS riddles.


6.4 Additional conclusions re VMS authorship and dating.

- It is a manuscript most possibly written by John Dee. At least under his direct control. There is a probability that Edward Kelly was really involved in it writing.
- It is written possibly around 1585, may be finally completed in late 1587 or early 1588.
- The real name of VMS is - the "Book of Dunstan"

7. Samples of deciphering.

The codes and keys identification is just a small part for future and long term investigation of professionals. Even if you knew codes and keys you should also know how to read the text as well as how to interpret it. Below I'll show how many visible "traps" were left by VMS author.

At first I would like to demonstrate few examples how the keys which were identified are used for decoding.



Let's use the image of VMS page 11v (according library identification) [1]

I used first 2 string of the text

Fig. 85 The image of VMS page 11v

Below you will see the reconstruction of the text.



Fig. 86 Reconstruction of first 2 text strings of VMS page 11v

That tell us possibly the following: "Ma dabra treo bla retorta ter in bla fill to geva ret ad ortri in brin all at ret add bla tre pot a ret put a plant abris a hea trea plaasom pla trea"

The phrase and words reconstruction can be the following: "Ma dabra treo bla. Retorta ter(n) in bla. Fill togeva. Ret ad ortriin. Brin all at. Ret ad bla. Trepota ret put at. Plant abris. Heatrea. Plaasom pla trea."

The meaning can be the following: "Take (or find) the tree with double trunk (as shown on the picture - A.U.) and took it juice. Retort(s) turn in juice.. Fill together. Directly add red (probably "red" means "red powder" or "red elixir" - A.U.). Bring all. Add red juice. Use the tripod (probably "tripod" means "a basement for heating device" or "heatre" - A.U.). Plant draw is on the page. Heat all. Put in the blossoms of the tree."

Here is an exercise for you (I'll give the only how it sounds - the interpretation I'll leave for you).

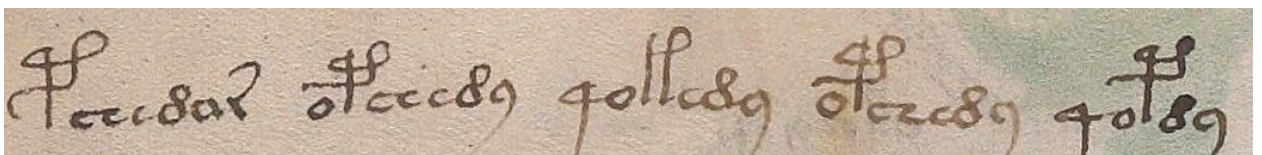


Fig. 87 The image of first string (partly) from VMS page 75v

That is anatomical part. VMS page 75v consist of image similar to human trachea.

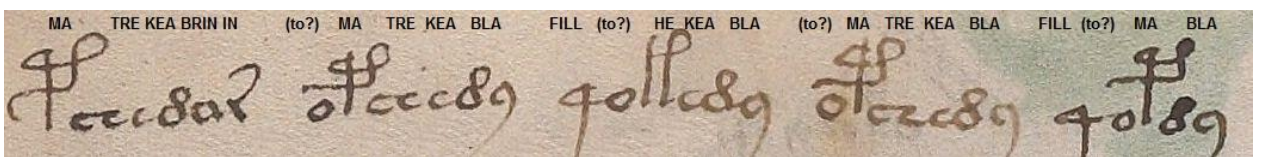



Fig. 88 Decoding of first string (partly) from VMS page 75v

One important remark: In that particular case (above) the

symbol  ("MA") is used in most probably in 2 meanings - "take" and "major (mature, main)". Because of the symbol of rule "o"...

Let's come back to the VMS page 100r from pharmaceutical part. Let's try to identify some plants. Important remark - not all of the plants on the page are present with it names, for some there are just the instructions what to do with it (cut, grind etc.). That means that not titled plants should be easily identified by specialists (I'll will mark my assumptions in red).

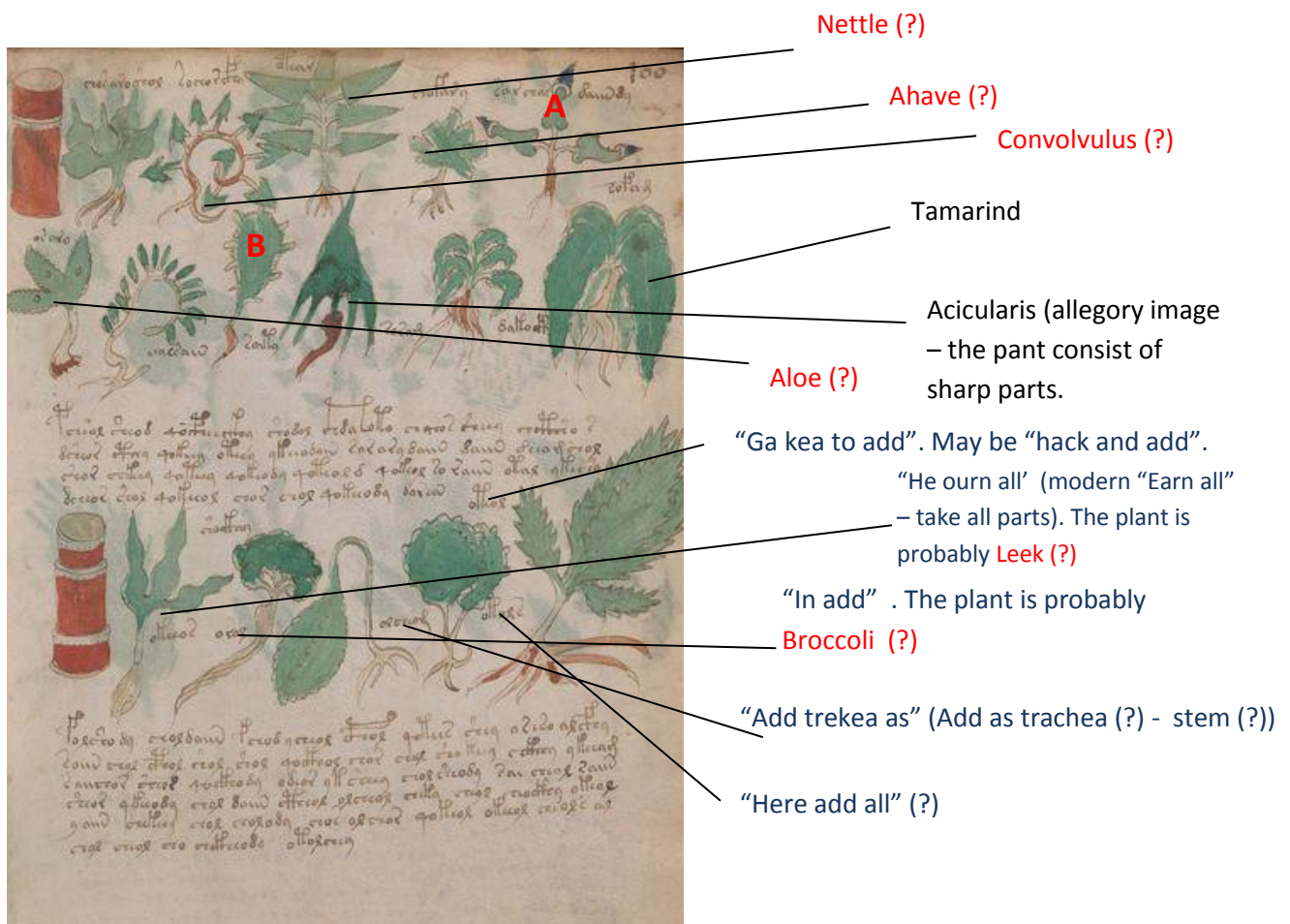


Fig. 89 Identified plants from VMS page 100r

The two of most interesting for me specimens I marked as A and B. Let's pay our attention to Specimen A.



Possible coded name

Fig. 90 Specimen A

That specimen can not be visually and logically linked to any real plant. Because of that VMS author should sign it with coded real name. The strings contains the word "PLANT" and located on the top left corner. That sounds like "PLANTBLA" or "PLANTAPLA".

We knew one very nice and interesting plant called in Latin - "Plantago" or, in modern English - "Plantain".

Let's check - what will be possible solution...

It can be for example - *Plantago lanceolata* [15]



May be not all of it parts - "peaks" only. But also possible leaves and "heads of peaks" because of image in VMS is allegorical.

Fig. 91 Image of *Plantago lanceolata*.

Let's pay our attention to Specimen B. I used it because found that in 2014 some specialists [16] identified it as an *Opuntia* from American continent. And even recognized it name in Aztecs language as Nochtll or Noshtll...



First of all that plant can be compared with many other plants with similar form factor. Even on the same VMS page below the image of specimen B there are 2 more candidates to be recognized as Opuntia...

That means - VMS author left us the name.

Fig. 92 Image of specimen B.

The caption for that plants sounds "ALGA"... In modern English - "ALGAE". Far away from Opuntia.

I don't know which one from ALGAE family. The solution can be "Brown Algae Fucus" (may be it "fruits" only).



Fig. 93 Image of Brown Algae Fucus [17].

Next 2 examples I used from the work [18] which consists a lot of ideas re possible identification of plants and words.

I would like to start from the page 46 of the mentioned source [18].

It is linked to analysis of the VMS page 31r - especially for the analysis of the first word on the page which can be possibly read as "KOOTON" (Cotton):

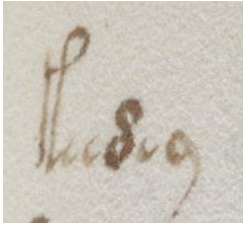


Fig. 94 Image of first symbols of the first string of VMS page 31r.

The first phrase sounds (according our keys) like the following:

"Heorn Plakea" - in modern English it most probably corresponds with "Placea Horn"...

Let's come now to the astronomical and astrological VMS parts.

We will point our attention to the same work [18] first, to its page 19 where VMS page 68r analysis was proceed.

The author [18] identified at first the Pleiades constellation and as a result - TAURUS on the diagram.

Small remark - it will be really difficult or even impossible to identify the TAURUS without something significantly and easily recognizable as Pleiades, left by VMS autor.

As author wrote [18] in the chapter "TAURUS":


It was noted at the beginning of this article that no word of the VM has been convincingly translated or glossed, but in fact there is one word which has received a degree of consensus. On page 68r, in a dramatic diagram apparently showing the moon in the heavens, a set of seven stars has been suggested to show the 'Pleiades' sometimes known as the Seven Sisters, in the constellation of Taurus (.....) and the accompanying word has sometimes be interpreted to indicate TAURUS (Zandbergen 2004-2013) [...]

Truly sad - unexpected conclusion according to my opinion. There is an astronomical part with TAURUS described twice by VMS author. Here Taurus directly mentioned as Taurus. And what does it means - "sometimes"? And how it can be interpreted in other cases?

The symbolic caption, mentioned by author [18] is visually (at least to me) linked to Pleiades, as well as other 2 captions to the star and to the "curve line". It is unclear - why only one symbolic caption was selected to analysis of word "Taurus".

The Pleiades sign - in my initial assumption - was used just to allow the navigation in that calendar diagram as a marker for understanding how to calculate the right months/days. If VMS author left us sign of Pleiades there is no need to add the "Taurus" name...

Let's have a look to the mentioned page and to the captions on it.



That is the Pleiades and some of symbols compilation slightly above.

In my opinion if Pleiades/Taurus is identified, that means that the star following Pleiades at slightly left should be also recognized as Aldebaran (α Tau, α Tauri, Alpha Tauri)

Fig. 95 Image of diagram on the VMS page 68r with Pleiades.

It is clear that at least the rules which were used by VMS author for naming of "Taurus" or "Pleiades" should be also applicable to naming of at least "Aldebaran" or/and also for "curve line". We are even not talking about the language VMS author used. We are talking just about some possible identification methods which should allow us to find correlation between symbols and captions, which finally can give us the idea for understanding of rules how VMS was written.

If we cannot find the rule linked to astronomical/astrological names - we have to use another way.

Of course now we can read the words on this diagram, but the most important thing that VMS author left us here (in astronomical and astrological parts) some ideas and even explanation to which direction we should go first.

Especially there are 12 constellation on VMS pages.
Looks like all Zodiac constellation excluding Capricorn and
Aquarius (am I right?) are presented.

The next question will be - Why author is not used Capricorn
and Aquarius?

My significant assumption (as I noticed in the beginning - I
start the analysis from zero - to try to avoid any
stereotypes) was - because it is winter months for the area
where VMS author lived.

If so - why he excluded these two constellation from his
calendar?

May be this winter months are useless for plants grow...

Again - not to many variants exists - most probably it is a
lunar calendar important for plants grow and usage..

How to confirm that? Let's try to understood why Aries (part
of VMS page 70v and 71r) and Taurus (part of VMS page 71v and
72r) are presented twice.

My assumptions regarding pages with Aries the following:

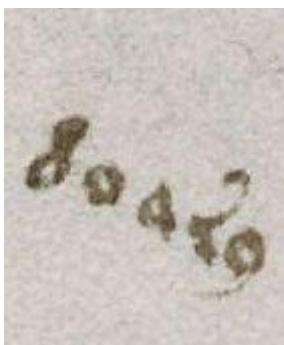
- at that case there are the Capricorn images and not Aries
- There is a Latin caption above the Capricorn images
telling us - "Abril" (clear - April)
- Capricorn on both images eating something (on the first
page smaller piece, on the next bigger).
- If we will check the lunar calendars we will find that
that means - the required and important period is starts
or ends in a case if the Moon in April moves to Capricorn
constellation. The most important is to fit in the
described Moon phases and probably in specific days which
probably corresponds with ground "hills" where hoofs of
Capricorn are located.

I am not analyzed the 2 x Taurus pages (no doubts - there is
definitely Taurus, but principles are the same).

One more interesting page - it is an image of Cancer constellation. It consist of two cancers - red and white. I don't know that it exactly means but it may help also with further VMS date analysis - the red cancer can symbolize the full lunar Eclipse with the specific feature - red color of Moon.


The white cancer can also be counted as some events with Sun... It is just an idea for further investigations.

Now let's come back to the VMS page 68r and read what are telling us captions for Pleiades and for Aldebaran.



"pla rina" - most probably - means "you have to pour (to add water to) your plants".

Fig. 96 Image of Pleiades caption from the VMS page 68r.



"Pla tre ad (or add) plarina" - one of possible translations:

"For tree apply water"

Fig. 97 Image and caption of Aldebaran from the VMS page 68r

I guess it will be also interesting to know that the caption for the "curve line" tells.




Fig. 98 Image and caption of "curve line" from the VMS page 68r

Let's read it: "rind tre kea ad".

Maybe that means that the bark of the tree should be collected and added...

You will find here a lot of simple singleroot words related to herbs and trees, it growing and it usage. Like: "plant, grind, rin, rina, herba, grid, grin, brid, brind, pla, apla, aplant, ortea, cut" and so on...

There are a lot of interesting things for research in VMS, but I prefer to stop here and to leave all the rest for specialists and professionals.

8. Final conclusion re VMS coding methods.

I only would like to point you attention to the quantity of coding methods the VMS author are used and also I would like to give you some ideas for further research (hopefully it will be useful):

1) "simple" steganography using images with masked letters (for example for last page VMS).

2) "modified" Trithemius steganography for main text. Modified means: that author used not a single letters but commonly used singleroot words ("ret", "ort", "as", "key", "ant" etc), special symbol "o" which sets the rules how to read neighboring symbols; arbitrary method for symbols combinations for phrases constructions when even long phrases looks like a simple small words; author not used the punctuation. Also semantic level which allow to construct words even with incorrect grammar but with significant meaning.

3) allegory images like on Fig.1 where main feature of the plant required for the right choice is - the tree with double trunk, but not it strange leaves or other parts. The second sign can be red color or tree blood as VMS author meaning.

4) "inverted" colors - like in a case with sunflower (see VMS page 33v). The middle part should be black or dark blue, petals - yellow. It is a very nice trick to refocus your

attention from keys location to useless features and decisions.

5) Latin letters scattered on the pages, like on the page 4r. Let's try to find all the letters on that page which gives you word "AFTOR". It is also allegory and for reading other hidden text you need to follow the instructions which are present on the image on VMS page 57v. Unfortunately some pages to which numbers links us the instruction are lost.

6) Same letters but in different colors (and scripts). You should know which letter with which color should be used for words construction. Same - you need the instructions from VMS page 57v.

7) Additional cipher for text coding on the last page of VMS

8) Special symbols like on the page 8v - in the right bottom corner of the page.

It follows in some order - pages marked by special symbols: 8,16,24,32, 42, 58 etc. - you can find it by yourself. My assumption that it also divides the calendar year for certain periods important for growing and usage of plants.

9) Probably symbolic signs like on the page 11v - in the middle of the left side of the page - which looks like "88"

10) Images of constellations for coding roman numerals as on the last page of VMS

11) Images of nymphs - allegory of diseases.

12) Allegory images of human organs

13) Allegory images in astronomical and astrological parts

14) Allegory images in pharmaceutical part

15) Self developed numerals like on the page 57v in combination of Arabic numerals.

16) Special traps or tricks for refocus your attention from right decoding direction or may be some additional hints for

right interpretation of text like presented on the page 49v (Arabic numerals vs VMS author created numerals).

The list above I guess is not completed and will be extended by many other researchers.

9. Important remarks

- i) All the assumptions, results and conclusions - are the private opinion of author and it is the matter for further detailed research and discussions.
- ii) Regarding the conclusion concern VMS possible authorship of John Dee and/or Edward Kelly, as well as concern to the original name of VMS as a "Book of Dunstan" - it is based on the list of evidences which are in total cannot be count as coincidence. That is the matter for separate article.
- iii) Regarding links between Tritemius "Steganographia" and VMS (especially with of assumption of similarity of circle diagrams on the Fig.52, 53, 55) - I would like to ask you to do comparison by yourself using the assumption provided and original sources if necessary. Note: that can turn you to another direction like Magic of Salomon and so on which is not corresponds with a tasks for current article.
- iv) Some of samples of deciphering in were especially taken in relation to different earlier publications of other authors who claimed codes identification. I'll try to add corresponding links if possible.
- v) I would like to apologize for any mistakes in the text because of my poor English. I'm doing my best to improve it.

10. References

1. Web-page of the library of rare books Benecke at Yale University

<http://brbl-dl.library.yale.edu/vufind/Record/3519597>

2. Explanation how radiocarbon dating for VMS was done
<http://voynich.nu/extra/carbon.html>

3. Adobe Photoshop CS6, Ver.13.0x64,
s/n 91198133282129530221.

The following operations were performed for contrast enhancement - autotone, autocontrast, automatic color contrast & manually set contrast level 200.

4. "STEGANOGRAPHIA" Joanne Trithemio, FRANCOFVRTI,
Ex Officina Typographica IOANNIS SAVRII, Sumptibus
IOANNIS BERNERI
Anno M D C VIII (1608)
E-book versions:
[https://play.google.com/store/books/details/Johannes Trithemius Steganographia hoc est ars per?id=9QBNAAAACAAJ](https://play.google.com/store/books/details/Johannes_Trithemius_Steganographia_hoc_est_ars_per?id=9QBNAAAACAAJ)

[https://play.google.com/store/books/details/Johannes Trithemius Steganographia hoc est ars per?id=9QBNAAAACAAJ](https://play.google.com/store/books/details/Johannes_Trithemius_Steganographia_hoc_est_ars_per?id=9QBNAAAACAAJ)
5. <http://www.paganguild.org/pissier/divers/DeeStegano.pdf>
6. This image is available from the National Library of Wales. You can view this image in its original context on the NLW Catalogue <https://www.llgc.org.uk/>
7. Arthur Dee. "Fasciculus Chemicus". Edited by Lyndy Abraham. Translation by Elias Ashmole. Garland Publishing, Inc. New York and London. 1997.
ISBN 0-8153-0926-0
It electronic version -
<https://archive.org/details/fasciculuschemic00deea>
8. Privat Diary of Dr. John Dee. Edited by James Orchard Halliwell, Esq. FRS, Hon. M.R.I.A., &c &c &c.
London. Printed for the CAMDEN Society by John Bowyer Nichols and son, Parliament street. MDCCCXLII (1862)
http://scans.library.utoronto.ca/pdf/3/4/privatediaryofdr00deejuoft/privatediaryofdr00deejuoft_bw.pdf
9. <http://main2.amu.edu.pl/~rafalp/WWW/HERM/VMS/dee.htm> -
[text of \[8\]](#) converted in PC text
10. Electronic copy of "Cosmographia"
<http://daten.digitale-sammlungen.de/~db/0009/bsb00096225/images/index.html?seite=00001&l=de>

11. [http://historic-cities.huji.ac.il/italy/pavia/maps/munster lat 1550 181 b .jpg](http://historic-cities.huji.ac.il/italy/pavia/maps/munster_lat_1550_181_b.jpg)
12. <http://www.columbia.edu/itc/mealac/pritchett/00generallinks/munster/munster.html>
13. RENAISSANCE MAN:
The Reconstructed Libraries of European Scholars, 1450-1700
Series One: The Books and Manuscripts of John Dee, 1527-1608
Part 4: John Dee's Manuscripts and Annotated Books from the Library of the Royal College of Physicians, London
[http://www.ampltd.co.uk/collections az/RenMan-1-4/contents-of-reels.aspx](http://www.ampltd.co.uk/collections_az/RenMan-1-4/contents-of-reels.aspx))
14. [http://historic-cities.huji.ac.il/italy/venice/maps/munster lat 1550 158 b. jpg](http://historic-cities.huji.ac.il/italy/venice/maps/munster_lat_1550_158_b.jpg)
15. Image of Plantago Lanceolata
[https://commons.wikimedia.org/wiki/Plantago lanceolata](https://commons.wikimedia.org/wiki/Plantago_lanceolata)
16. <http://cms.herbalgram.org/herbalgram/issue100/hg100-feat-voynich.html?ts=1460891881&signature=21a0ae15f974e2272f4eae8e74de52a5>
17. <http://www.phototimes.ru/image/brown-algae-fucus-14841260/>
18. <http://stephenbax.net/wp-content/uploads/2014/01/Voynich-a-provisional-partial-decoding-BAX.pdf>