

Voynich Manuscript coding and decoding methods.

Alexander G. Ulyanenko, alex.ulyanenko@protonmail.ch

© 2016 Alexander Ulyanenko (Александр Ульяненко). All rights (inc. also code location, identification, decoding, translation etc.) - reserved

Abstract: The Voynich manuscript (VMS) is the book dated as 15th - 16th century, written using specific and smart coding methods. This article describes the methods how it was analyzed and how coding keys were found. It is also shows the VMS author's method of coding.

Keywords: Voynich manuscript, code, codes, coding, decoding, decipher, VMS, key, keys, Kelley, Kelly, Dee, Trithemij, Trithemius.

1. Introduction

This is an ancient manuscript, familiar to many researchers of medieval riddles under the names "Voynich Manuscript" (also known in abbreviation - **VMS**, which I will use in the text), it was also called as the "book, which no one can read," because neither the language used for writing it or its author, nor place, nor even the date of writing was unknown.

Its current name the manuscript received from the name of one of the last owners - Michael Voynich (1865 -1930) - Polish revolutionary (pseudonym "Wilfred."), bibliophile and antiquarian, husband of well known writer Ethel Lilian Voynich.

Mysterious manuscript Voynich acquired for his collection in 1912. And although that did not affected the success in deciphering the manuscript, but finally influenced it future fate - in 1959 Voynich family heirs sold it to bookseller Hans Kraus, who in 1969 gave it to the library of rare books Benecke at Yale University, where it is still being held.

On the official website of the library of rare books Beinecke of Yale University [1] the manuscript description is the following:

Call Number: Beinecke MS 408 (Request the physical item to view in our reading room)

Alternate Title: Voynich Manuscript

Date: [ca. 1401-1599?]

Genres: Manuscripts

Botanical illustrations

Astronomical charts

Drawings

Hand coloring

Illustrations

Type of Resource: mixed material

Description: Parchment. ff. 102 (contemporary foliation, Arabic numerals; not every leaf foliated) + i (paper), including 5 double-folio, 3 triple-folio, 1 quadruple-folio and 1 sextuple-folio folding leaves. 225 x 160 mm.

Abstract: Scientific or magical text in an unidentified language, in cipher, apparently based on Roman minuscule characters.

Physical Description: 1 vol.

color illustrations

23 x 16 cm. (binding)

The main text and illustrations looks like image on Fig.1 (all the images of VMS pages were taken from VMS web-page of the library of rare books Beinecke at Yale University [1])

The most of plants on VMS pages are not exists.



Fig. 1 The typical VMS image of page containing plant (VMS page 11v in accordance with library page identification).

2. Initial approach and assumptions for further analysis.

- 1) **No stereotypes** - After reading some corresponding to VMS articles the decision was to start from zero - to try to avoid any stereotypes which can finally become to the

critical mistakes. Because of that you will not find a lot of citing links in this article.

- 2) **Trust to you own eyes** - that you can see re initial data re VMS:
- Well structured (you see botanical, astronomical, anatomical and pharmaceutical data). There are something similar to Avicenna's Canon.
 - Consist of encrypted and non-encrypted text
 - Consist of allegory images
 - Consist of Arabic numerical
 - Written clearly and using at least 4 different handwritings - 1x stenography like (for main text), 1x Latin gothic (in Astronomical part for zodiac constellations marking), 1x italic (for ciphering), 1x - ancient (probably "black English" like used for hornbooks - also for ciphering) - all are present on the 4r page (in accordance with library page identification).
 - Consist of the text in different colors
 - VMS is written on most expensive type of parchment

In more details - the manuscript is visually divided onto the following sections:

- Botanical - this is one of the most voluminous chapters the description and drawings of plants, the vast majority of which do not lend themselves to recognize even approximately.

- Astronomical - contains a charts on which the symbols of the sun, the moon, stars and zodiac constellations are used. Zodiacal part consists of 12 related images, among which there are no signs of Capricorn and Aquarius, but twice repeated signs of Angus and Taurus. In addition, the zodiacal section contains signatures in Gothic letters in the Latin alphabet, which are relatively easy to read and which relates to the corresponding months.

- Biological - a chart with with allegorical images of human organs - in the form of tanks and channels (swimming pools etc), filled with different colored liquids. In the channels

and in pools there are strange dames, or, as some calls them
- nymphs.

- Cosmological - Contains pictures and diagrams which are not
fully understandable.

- Pharmaceutical - section containing plants reduced
drawings on the background of some hypothetical pharmaceutical
vessels, which may indicate the section as a guide for the
compilation of certain herbal mixtures.

- Formulation - the last section, consisting of a rich set of
short text paragraphs, the beginning of each is indicated by
the image of a star. Others pictures that section does not
contains.

The first assumption was that VMS is not a fake.

If so - that means that the VMS author had the opportunity to
simply read without necessity to use the special complicated
cheats.

If so - the VMS author used the more-less easy coding method.

If so - the VMS author possibly left some hints for himself
and for other dedicated readers

3. Basic tasks for codes & keys investigation.

- 1) What ciphering methods were used in the time when VMS was
written?

The radiocarbon analysis of the VMS parchment was done by
University of Arizona and the result shows period 1404 -

1438 with the probability of 95% [2].

Here we should not mix the date analysis for parchment and for manuscript itself, because parchment analysis gives us only the information when the animals which skins were used for parchment manufacturing were killed. The manuscript itself can be written later or even much later.

Means it is necessary to enlarge the possible period when VMS was written. My initial assumption was till ~ 1500. The assumption re 1500 was based on the information of average period of maximal aging of quality medieval paper before it was used - 10-15 years. As we are talking about parchment - the maximum aging is can be much lager. I used 45-50 years.

In that period were several methods commonly used - you will find the description below.

2) Where we should look for codes & keys?

Definitely not in the main text because it just coded by unknown alphabet.

That means somewhere in pictures.

There few possibilities to left a keys or instruction how to find it:

- a. In the images with masked letters
- b. In images captions
- c. In Latin letters scattered on the pages (if we know the order how to construct the words)
- d. Using identified numerical data

4. Analysis of the images to find the masked letters.

For the analysis was used a final handwritten page of the VMS




Fig. 2 The image of final handwritten page of VMS

In the top part of the page you can find the pictures and the text.

The reason to start the image analysis of the last handwritten page was the following - the images location and images compilation are very unusual in comparison with other parts of VMS.

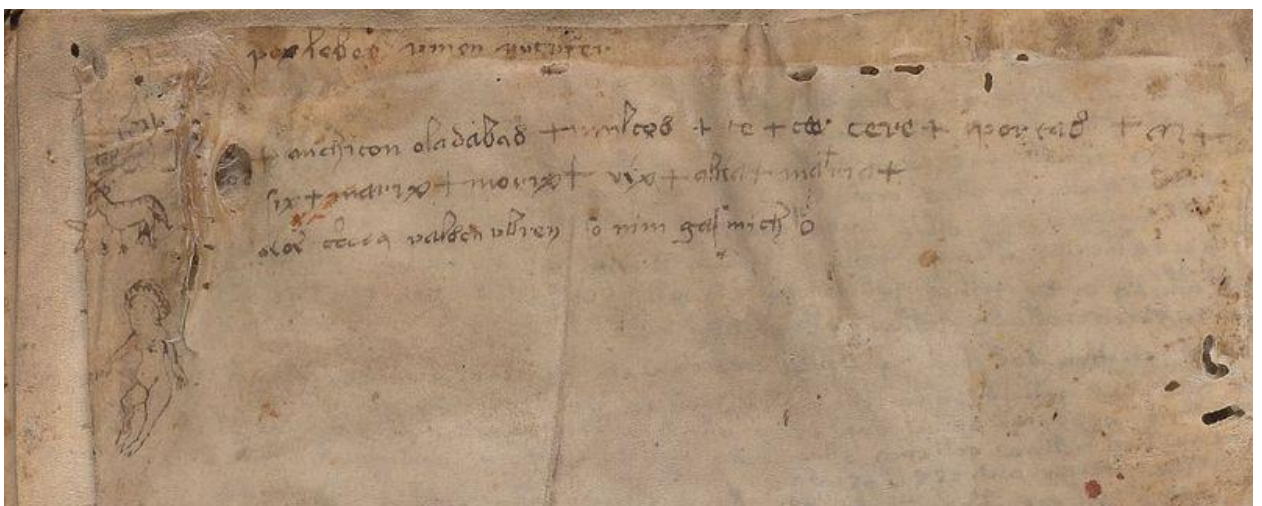


Fig. 3 The images and text on the final page of VMS.

Lets focus on the images first. The contrast was enhanced by image processing software [3].



That image looks like an animal like a Duck or a Dragon (D). The animal body consists of symbols similar to Latin letters like (from left to right) - F, E and L.

That image looks like a string of letters starting from turned and crossed by vertical bar letter V (V)

That image looks like an animal like Goat or Capricorn (C)

That image looks like Madame or Maiden (M).
Not Lady or Virgo (explanation is below)

Fig. 4 Images from the last page of VMS.

Why Dragon, Capricorn and Madame (or Maiden) titles were used?

Because other images with animal in VMS corresponds to zodiac constellations. The only concerning "Madame" there is a question.

If we follow the logics that all the images are corresponds to zodiac constellations the crossed V letter also should mention the constellation.

It was easily identified - as the sign of Ophiuchus, which lies on the side. Now crossed "U" letter is used for Ophiuchus, but in medieval period V letter was used.

I especially left Latin letters related to each constellation:

D, F, V, C and M. That partly explains the reason why the name "Madame" was used - this sequence can also give us some additional info, like date (for example), because these letters (excluding F) can be also used as roman numerals.

We knew that the date analysis gave us an approximate period of VMS writing as 1404 - 1438. Means 15th century.

"Madame" (not Lady or Virgo) - as "M" comes from the following assumption:

-if VMS author left the date and if we are talking about date corresponding with 15th century at list we should see the letter "M" - Millenium. The only image which can be related to "M" letter is the image of naked girl..

The letter looking like "F" we will investigate below.

Let's start to analyze each image in details.

Let's start from the Dragon. The dragon head is looking to the left with open mouth.



Fig. 5 Head of Dragon (original)

It is consist of a couple of visible roman letters



Fig. 6 Head of Dragon with masked letter.

The order how to read the text (same for all other images) - you should read it from the left to the right, but - **the upper letter (even if it is located in right position) has a priority in front to the bottom letter.**

Here we see the most upper letter is **V**.

Next (also on the top) is **I**.

Next is **V**.

Last is **A**

The word hidden here - **V I V A**

Now let's have a look to strange body of that animal...



Fig. 7 The part of Dragon body (original image)

It definitely consist of **L E** and most probably **X** (not F).

By the way - in that particular case the sign of letter "E" can be also similar to the letter "u", but in all other cases for letter "u" author used signs "V" or "U"



Fig. 8 The part of Dragon body with hidden text.

That means LEX

That is also gives us the right data for date analysis - **D X V**
C M = 500 10 5 100 1000. Looks like incorrect writing of
1615...

That strange order of roman numerals may also sign that not
all of it we have to add in the sum, 2 of it - 10 and 5 can be
subtracted... That gives us another date - **1 5 8 5**

Why 2 of its? **D, C, M** - have a graphical interpretation
from related images of zodiac constellations. **X** and **V** are
written as a letters.

First of all it is interesting what is the VIVA LEX meaning?

Let's try to understood of strange letters string.



Fig. 9 The string of masked letters.

My decoding (the resolution of the images from Yale
unfortunately not enough for more precise
analysis) will be:



OR



Fig. 10 and Fig. 11 The letters string with possible identification.

At list in my assumption that looks like V I A R I U S or V I A R I A S

There are also other candidates - VICARIU(A)S and ESQUIRIU(A)S

Now possible sentence here is "V I V A L E X V I A R I U(A)S"

Now our most interesting animal - Capricorn.



Fig. 12 The original image of Capricorn



Fig. 13 The image of Capricorn with hidden letters

Looks like the name of the author -

C A L L Y A D V A R T E Y U S .

Simply - Edward Kelly...

But let's finalize our analysis.

The last figure - is Maiden.



Fig. 14 The original image of Madame or Maiden



Fig. 15 The image of Madame or Maiden with hidden letters

Let's read...

C R E A T Y O R

or



Fig. 16 The image of Madame or Maiden with hidden letters

C R E A Y T Y O R

We know that Kelley is died not later 1597.

VIVA LEX VIARIUS

EDWADR KELLEY

CREATOR

1585

Of course this record can slightly vary, but in general it looks like one big riddle is resolved...

If my assumption is right (let's try to do your own investigation) - we can do the following conclusions.

The record should be investigated in more details using specific microscopy methods - UV, IR, DF ect.

5. Initial results.

- 1) The author possibly - Sir Edward Kelly (1555 - 1597) - well known English alchemist.
- 2) The manuscript was written in late 16th century.
- 3) The manuscript was written on the parchment which is 100 years older than author and for such cases the radiocarbon dating is not good enough.
- 4) The manuscript was written in England.
- 5) The language used is Latin and probably English

So, we possibly found the author, the date, the location where VMS were created and the language used for it writing.

6. Analysis of captions to the image on selected pages.

At first several pages [1] from different VMS part were selected. The selected pages were taken from different chapters of VMS

- Anatomical
- Botanical
- Astronomical
- Pharmaceutical

For the astronomical part the page used for analysis were selected just because of one significant feature - double star well known also in medieval period.

There were also several additional pages used for verification of the codes and keys were identified.

A) **Selected Page#1** (78r according library identification)

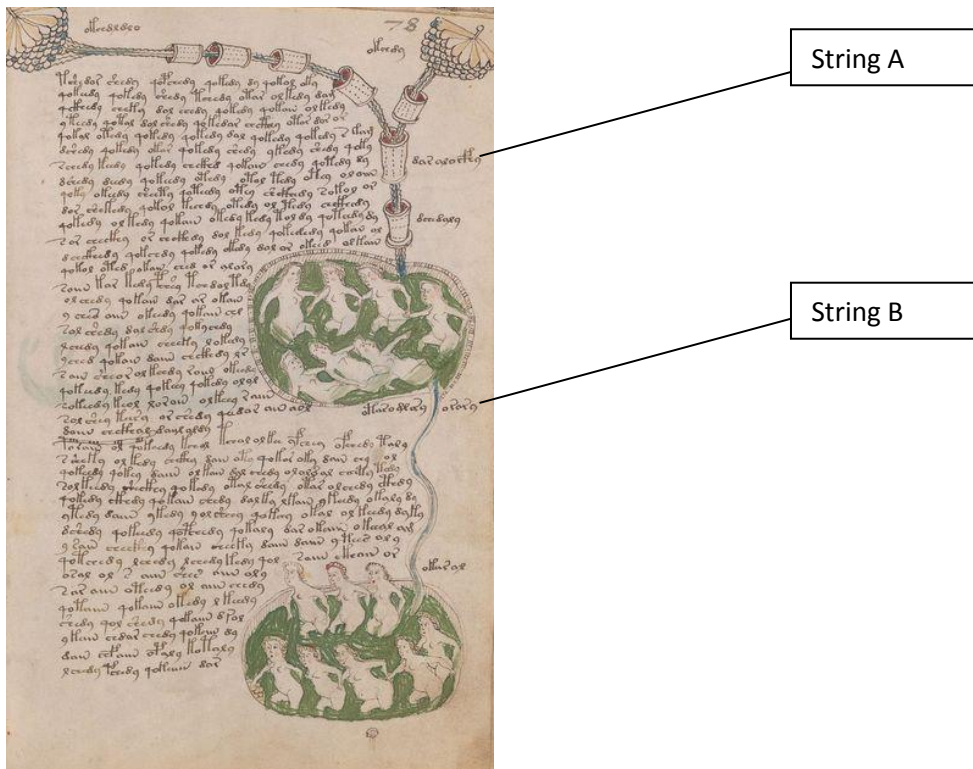


Fig. 17 The selected page from anatomical part of VMS with marked locations of analyzing symbols

B) **Selected Page# 2** (33v according library identification)




Fig. 18 The selected page from botanical part of VMS with marked location of analyzing symbols

C) **Selected Page# 3** (70v according library identification)



Fig. 19 The selected page from astronomical part of VMS with marked location of analyzing symbols

D) **Selected Page# 4** (100r according library identification)




Fig. 20 The selected page from pharmaceutical part of VMS

7. RESULTS

On the page# 1 were found the following candidates for encrypted keys:

- 1) Analysis of string A.




Fig. 21 Image of string A.

That caption to the image visually corresponds with more-less realistic image of human **AORTA**.

After final analysis using of different Latin alphabet based languages the following symbols were identified (all meanings of identified codes and keys first of all related to modern pronunciation, because of that you will see various related sounds like "B"- "P", "D"- "T", "S"- "SH" etc; the symbols meanings are also related of the each symbol location or symbols combination or if symbol of rule - "o"- is used. I used also bold fonts to mark more often used meanings):



That symbol means - **ORT** (mostly in one meaning - like modern DIRECTION if stays separately or with "o" sign)

Fig. 22 Identified symbol #1 (ORT)



That symbol means - **A, EA, AE**, probably ON

Fig. 23 Identified symbol #2 (A)



That symbol means - **O, TO, TOO, TA**

It is also sets the rule how to read nearby symbols. It is also means **spacebar**

Fig. 24 Identified symbol #3 (O or "symbol of rule" or spacebar)

2) Analysis of string B.




Fig. 25 Image of string B.

That caption to the image visually corresponds with more-less realistic image of human gall biliary vesicle or cholecyst.

After final analysis of different Latin alphabet based languages the preferences were done for old English - here it was called as **GALLBLADER** (that was done for longest part of symbols above).

That gave us other keys:



That symbol means - **GE, G, GA, GO, GEA, GAE, GET**

Fig. 26 Identified symbol #4 (G)



That symbol means - **L, LL, ALL, LA, LE, LI, EL, ELL, OL, OLL, L**

Fig. 27 Identified symbol #5 (L)



That symbol means - **B, P, PL, PU, PT, PUT, PLA, PA, AP, APL, BL, BLA, ABL**

Fig. 28 Identified symbol #6 (B)



That symbol means - **D, T, AD, DA, ADD, AND, DE**

Fig. 29 Identified symbol #7 (D)



That symbol combination means – **BLAD, BLADA, BLATA, PLATA, BLUD, BLUDA** (in only one modern meaning – BLOOD or other liquids with similar meaning – like JUICE as a BLOOD of PLANT)

Fig. 30 Identified combination of symbols #6 (BLOOD)



That symbol means – **ER, IR**

Fig. 31 Identified symbol #8 (ER)



That symbol means – **IN, INN, N, NA, AN**

Fig. 32 Identified symbol #9 (IN)

The rest of the caption containing **GALLBLADER** can be read as **IN** or **INN** or **INNE** (in meaning inside) or like **NINA**, because the picture of **GALLBLADER** contains of images of small dames – in Spanish it sounds as NINA (baby-girl).

3) Analysis of string C.

On the page# 2 were found the following candidates for encrypted keys:

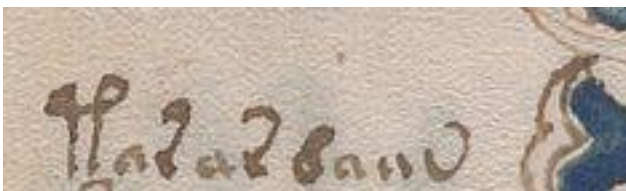


Fig. 33 Image of string C.

This caption was linked to the image of the flower which corresponds to the real flower of Heliantus or Sunflower. If we will divide the name "SUNFLOWER" for 2 simple words we will receive "SUN FLOWER" wich can be also translated as HELIA PLANT

Some symbols we already Identified above.





Fig. 34 Image of string C with marked symbols identified above.

Now we found new one:



That symbol means only - **ANT**

Fig. 35 Identified symbol #10 (ANT)



That symbol combination means only - **PLANT**
(herb, tree etc)

Fig. 36 Identified combination of symbols #6 and #10 (PLANT)

4) Analysis of string D.

On the page# 3 only one candidate was used to analyze the encrypted keys:



Fig. 37 Image of string D

There is a symbolic image of a double star in the Fish constellation. It is ID is Alpha Piscium (Alpha Psc, α Piscium, α Psc) but the traditional name of that star is Alrescha (Al Rescha, Alrischa, Alrisha)

As a result:



That symbol means - **RI, RY, RE, REE**

Fig. 38 Identified symbol #11 (RI)



That symbol means – **S, IS, AS, SH, SHA**

Fig. 39 Identified symbol #12 (S)

5) Analysis of string E.

On the page# 4 were found the following candidates for encrypted keys:




Fig. 40 Image of string E

That symbols string contains symbol of rule "o" (but in the same time that symbol also can be readable (as T, TO, TA)) and ...RIND. After analyzing the whole modern meaning was found – TAMARIND. After verification using symbol in the middle we can confirm the following:



That symbol sounds – **MA, ME**
General meaning is not finally clear for me in some locations it logically means – TO HAVE, in others – MAJOR or MATURE

Fig. 41 Identified symbol #13 (M)

6) Analysis of string F

Next selected word.




Fig. 42 Image of string F

It contains LA, RI, S. After more detailed verification using other pages the modern meaning of that word is ACICULARIS, the original (above) can be read as CULARIS.



That symbol means - **CUT, C, CU, CE, TC**

Fig. 43 Identified symbol #14 (C or CUT)

Finally after use of symbols identified (above), some other symbols were identified and verified.



That symbol means - **H, CH, HE, HA, HAT, HET**

Fig. 44 Identified symbol #15 (H)



That symbol means - **FILL, FO, FOR**

Fig. 45 Identified symbol #16 (FILL)



That symbol means - **TRE or TREE**
In separate always means TREE

Fig. 46 Identified symbol #17 (TRE)



That symbol means - **RET or RED**
In separate always means RED color

Fig. 47 Identified symbol #18 (RET)



That symbol means - **PUT**
That symbols needs more verification

Fig. 48 Identified symbol #19 (PUT)



That symbol means - **ERN, EARN, ERNE, ORN, URN, ORNE, URNE, OURN, OURNE**

Fig. 49 Identified symbol #20 (ERN)

Not all symbols were identified, but now we can read the text more-less easily.

8. USE OF RESULTS

Of course anybody now can start to read the text of VMS. But it still requires to understand the complete principles of coding.

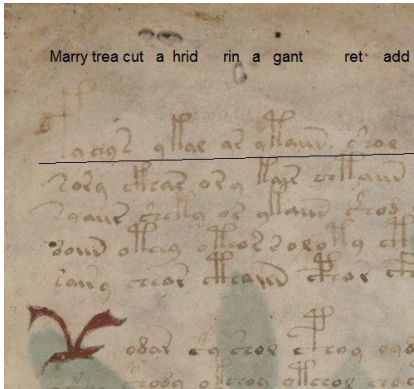


Fig. 50 The example how to read the VMS (used page 1r of VMS)

The book is starting from the phrase "Marry trea cut a hrid rin a gant ret add".

That means something like "Put the cutted pieces of tree on the grid add red..."

VMS author not only used most common words as symbols, he also used the new rule of phrases construction and absence of punctuation.

a. CODING METHOD

Few words about general coding - it is STEGANOGRAPHIA.

At that time the most modern and sophisticated ciphering methods (especially Steganographia, even as a word "steganographia") were for the first time described by Johannes Trithemius (1462 - 1516) in his works:

- "Poligraphia" (published in 1518)
- "Steganographia" (written in 1500, but officially published only in 1608, in 1609 included in the list of prohibited books (Index Librorum Prohibitorum))



Fig. 51 The title page of book "Steganographia" of Joh. Trithemius [4].

There is a picture in the Trithemius book [3]

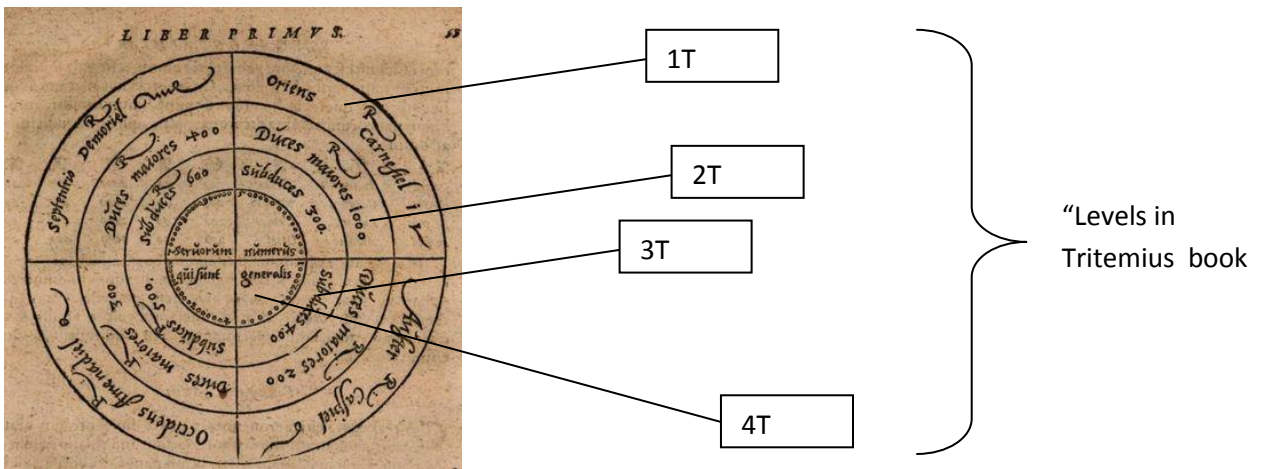


Fig. 52 The part of coding principles from "Steganoraphia"

If we will pay our attention to the VMS page # 57v (according library identification)



Fig. 53 The image from VMS page 57v (according library identification)

These 2 images are roughly the same (according its meaning) the only different is location of levels in Trithemius book and in VMS. As well as VMS image consist one level more.

The relationship between VMS and Trithemius levels is the following:

$$1T = 5M, 2T = 4M, 3T = 3M, 4T = 2M$$

The "Level 1M" is not used for coding.

In details: Why $4T = 2M$? Of course it will be a good riddle..

The explanation:




Fig. 54 The image from VMS page 57v with numeral data identified.

You can see the sequence of 17 numerals on that page. It repeated 4 (four) times and also dividing the whole circles for 4 equal parts as in Trithemius book (he also used 17 digits - in the center part of the image).

The image in VMS is a modified coding principle offered by Trithemius!

That again links us to the date analysis.

The "STEGANOGRAPHIA" was written in 1500..

Means VMS was definitely written later. Means in 16th century.

Now still a question to confirm the authorship of Kelly, because somebody else can leave the images and the signature.

So:

b. **ADDITIONAL CONCLUSIONS**

- 1) The manuscript (VMS) is written in medieval or especially modified English
- 2) Because of 1) Trithemius most probably is not wrote VMS

- 3) VMS Author is used the Trithemius "Steganographia" (16th century)
- 4) VMS Author is used a lot of specific scientific data from different areas of sciences.
- 5) VMS Author was interested in development of hard and reliable ciphering methods.
- 6) VMS Author was involved in alchemical works.
- 7) VMS Author was linked to Alchemy (bird symbol on the Fig.36 - means Phenix, the VMS starts from alchemical marriage etc.)
- 8) VMS finally was acquired by Rudolph II in the same period as Sir Edward Kelly and Sir John Dee were in his court.
- 9) John Dee find the handwritten copy of "Steganographia" (it is present in his library list) in 1563 in Holland during his diplomatic journey... And used it for writing his "Monas Hieroglyphica" (or "Hieroglyphic Monad") in 1564.
- 10) John Dee was an English diplomat who was interested in reliable ciphering methods...
- 11) All the information including the legend how Kelly find the "Book of Dunstan" and how Kelly worked with it (12th of December 1587 - the last note in John Dee diary re "Book of Dunstan") we knew only from John Dee notes... That is very strange.

In addition.

The same image of part of coding principles from "Steganoraphia" as present on the Fig.38 is found in John Dee works [5].



Fig. 55. Image of part of coding principles with handwriting of John Dee


My final conclusions re VMS:

- It is a manuscript possibly written by John Dee. At least under his control. There is a probability that Edward Kelly was really involved in it writing
- It is written possibly around 1585, may be finally completed in late 1587 or early 1588.
- The real possible name of VMS is - the "Book of Dunstan"

9. Samples of deciphering.

The codes and keys identification is just a small part for future and long term investigation of professionals. Even if you knew codes and keys you should also know how to read the text as well as how to interpret it. Below I'll show how many visible "traps" were left by VMS author.

At first I would like to demonstrate few examples how the keys which were identified are used for decoding.




Let's use the image of VMS page 11v (according library identification) [1]

I used first 2 string of the text

Fig. 56 The image of VMS page 11v

Some more symbols identified.



That symbol probably means - **POT, POD, PT, PD**
That symbol needs more verification

Fig. 57 Identified symbol #21 (POT)



That symbol probably means - **AM, AMP, AMB, EM, EMP, EMB, UM, UMP, UMB**

Fig. 58 Identified symbol #22 (AM)




That symbols combination probably means - **PLAM or PLAMB** (as plum or plumb)... That needs more verification

Fig. 59 Symbols #6 and #22 combination




That symbols combination meaning can be probably - **APLA** (as apply) or **BLA** (as BLOOD) ... That needs more verification

Fig. 60 Symbols #6 and #2 combination



That symbols combination meaning is only - **RETORTA** (retort)

Fig. 61 Symbols string with meaning RETORT



That symbols combination meaning is - **ORTRI** (most likely - ARTERIA or inner channel). That needs more verification

Fig. 62 Symbols string with meaning ARTERIA



That symbols combination meaning - **DABLA or DAPLA or DAPL or DAPL** (in modern meaning - double or twice)

Fig. 63 Symbols string with meaning DOUBLE



That symbols means - **KEA, KE or KEY**

Fig. 64 Identified symbol #23 (KEA)

Below you will see the reconstruction#1 of the text.

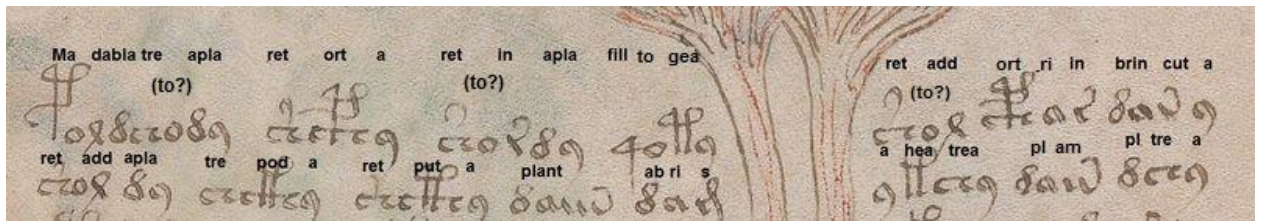


Fig. 65 Reconstruction#1 of first 2 text strings of VMS page 11v

That tell us possibly the following: "**Ma dabra tre apla retorta ret in apla fill to gea ret add ort ri in brin cut a ret add apla tre pot a ret put a plant abris a hea plam pl tre a**"

The meaning can be the following:

"**Take (or find) the tree with double trunk** (as shown on the picture - A.U.). **For Red** (probably parts or juice - A.U.) **use the retort. Get red. Apply. Fill together. Add red. Cut and bring artery. Add. Apply the tripod. Red put in. Plant draw is on the page. There is a plumb** (or plum - A.U.) **tree.**"

Below you will see the reconstruction#2 of the text.

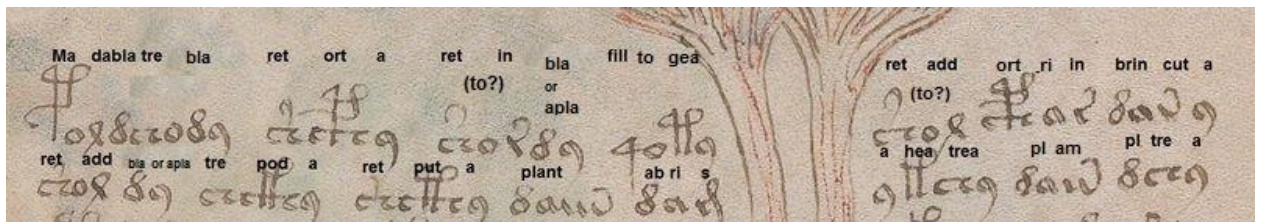


Fig. 66 Reconstruction#2 of first 2 text strings of VMS page 11v

That tells us possibly the following: "**Ma dabra tre bla** (pay your attention to the see the symbol of the rule located before - A.U.) **retorta ret in bla** (can be also - apla, because there is no neighboring symbol of the rule- A.U.) **fill to gea ret add ort ri in brin cut a ret add bla** (can be also - apla, because there is no neighboring symbol of the rule- A.U.) **tre pot a ret put a plant abris a hea plam pl tre a**"

The meaning can be the following:

"**Take the blood of tree with double trunk** (as shown on the picture - A.U.). **For Red** (probably parts or juice - A.U.) **use the retort. Get red in blood** (can be also - apply, because there is no neighboring symbol of the rule- A.U.). **Combine. Bring cut red** (probably parts -A.U.). **Add blood** (can be also - apply, because there is no neighboring symbol of the rule-

A.U.) the tripod. Red put in. Plant draw is on the page.
There is a plumb (or plum - A.U.) tree."

Above you've seen the difficulties with correct interpretation.

Here is an excise for you (I'll give the only how it sounds - the interpretation I'll leave for you).




Fig. 67 The image of first string (partly) from VMS page 75v

That is anatomical part. VMS page 75v consist of image similar to human trachea.

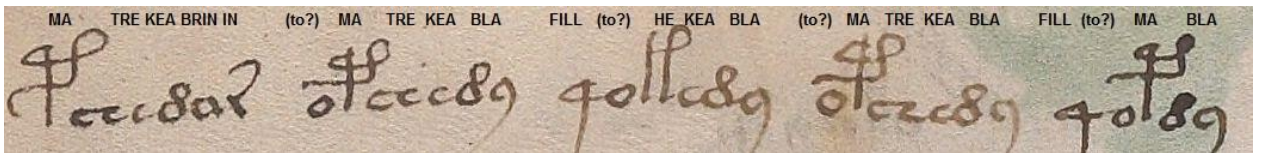



Fig. 68 Decoding of first string (partly) from VMS page 75v

One important remark: In that particular case (above) the symbol  ("MA") is used in most probably in 2 meanings - "take" and "major (mature, main)". Because of the symbol of rule "o"...

Let's come back to the VMS Page# 4 (100r according library identification) from pharmaceutical part. Let's try to identify some plants. Important remark - not all of the plants on the page are present with names, for some - there are just the instruction what to do with it (cut, grind etc.). That means that not titled plants should be easily identified by specialists (I'll will mark my assumptions in red).

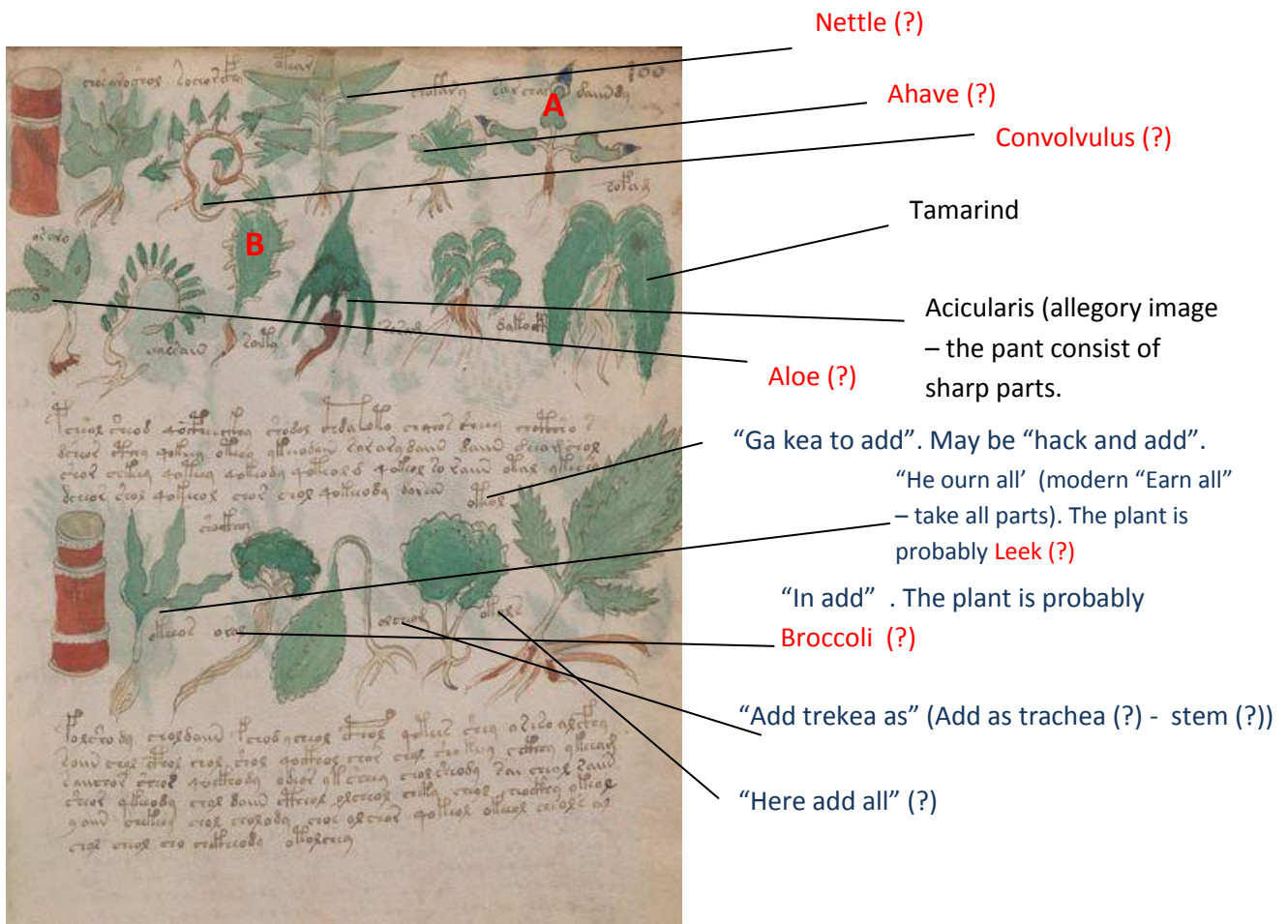


Fig. 69 Identified plants from VMS page 100r

The 2 of most interesting for me specimens I marked as A and B. Let's pay our attention to Specimen A.




Fig. 70 Specimen A

That specimen can not be visually and logically linked to any real plant. Because of that VMS author should sign it with coded real name. The strings containing word "PLANT" is on the top left corner. That sounds like "PLANTBLA" or "PLANTAPLA". We knew one very nice and interesting plant called in Latin - "Plantago" or, in modern English - "Plantain".

Let's check - what will be possible solution...

It can be for example - *Plantago lanceolata* [6]



May be not all of its parts - "peaks" only. But also possible leaves and "heads of peaks" because of image in VMS is allegorical.

Fig. 71 Image of *Plantago lanceolata*.

Let's pay our attention to Specimen B. I used it because I found that in 2014 some specialists [7] identified it as an *Opuntia* from the American continent. And even recognized its name in Aztec language as Nochtli or Noshtli...



First of all that plant can be compared with many other plants with similar form factor. Even on the same VMS page below the image of specimen B there are 2 more candidates to be recognized as *Opuntia*...

That means - VMS author left us the name.

Fig. 72 Image of specimen B.

The caption for that plants sounds "ALGA"... In modern English - "ALGAE". Far away from Opuntia.

I don't know which one from ALGAE family.

The solution can be "Brown Algae Fucus" (may be it "fruits" only).



Fig. 73 Image of Brown Algae Fucus [8].

Next 2 examples I used from the work [9] which consists a lot of ideas re possible identification of plants and words.

I would like to start from the page 46 of the mentioned source [9].

It is linked to analysis of the VMS page 31r - especially for the analysis of the first word on the page which can be possibly read as "KOOTON" (Cotton):




Fig. 74 Image of first symbols of the first string of VMS page 31r.

The first phrase sounds (according our keys) like the following:

"Heorn Plakea" - in modern English it most probably corresponds with "Placea Horn"...

Let's come now to the astronomical and astrological VMS parts.

We will point our attention to the same work [9] first, to its page 19 where VMS page 68r analysis was proceeded.

The author [9] identified at first the Pleiades constellation and as a result - TAURUS on the diagram.

Small remark - it will be really difficult or even impossible to identify the TAURUS without significantly and easily recognizable as Pleiades, left by VMS autor.

As author wrote [9] in the chapter "TAURUS":


It was noted at the beginning of this article that no word of the VM has been convincingly translated or glossed, but in fact there is one word which has received a degree of consensus. On page 68r, in a dramatic diagram apparently showing the moon in the heavens, a set of seven stars has been suggested to show the 'Pleiades' sometimes known as the Seven Sisters, in the constellation of Taurus (Figure 4 [6]) and the accompanying word has sometimes be interpreted to indicate TAURUS (Zandbergen 2004-2013) [...]

Truly sad - unexpected conclusion according to my opinion. There is an astronomical part with TAURUS described twice by VMS author. Here Taurus directly mentioned as Taurus. And what does it means - "sometimes"?

The symbolic caption, mentioned by author [9] is visually (at least to me) linked to Pleiades, as well as other 2 captions to the star and to the "curve line". Unclear why only one symbolic caption was selected to analysis of word "Taurus".

The Pleiades sign - in my initial assumption - was used just to allow the navigation in that calendar diagram as a marker for understanding how to calculate the right months/days. If VMS author left us sign of Pleiades there is no need to add the "Taurus" name...

Let's have a look to the mentioned page and to the captions on it.



That is the Pleiades and some of symbols compilation slightly above.

In my opinion if Pleiades/Taurus is identified, that means that the star following Pleiades at slightly left should be also recognized as Aldebaran (α Tau, α Tauri, Alpha Tauri)

Fig. 75 Image of diagram on the VMS page 68r with Pleiades.

Anyhow the authors [9] idea quite good. It is clear that at least the rules which were used by VMS author for naming of "Taurus" or "Pleiades" should be also applicable to naming of at least "Aldebaran" or/and also for "curve line". We are even not talking about the language VMS author used. We are talking just about some possible identification methods which should allow us to find correlation between symbols and captions, which finally can give us the idea for understanding of rules how VMS was written.

If we cannot find the rule linked to astronomical/astrological names - we have to search another way.

Of course now we can read the words on this diagram, but the most important thing that VMS author left us here (in astronomical and astrological parts) some ideas and even explanation to which direction we should go first.

Especially there are 12 constellation on VMS pages. Looks like all Zodiac constellation excluding Capricorn and Aquarius (am I right?) are presented.

The next question will be - Why author is not used Capricorn and Aquarius?

My significant assumption (as I noticed in the beginning - I start the analysis from zero - to try to avoid any stereotypes) was - because it is winter months for the area where VMS author lived.

If so - why he excluded these two constellation from his calendar?

May be this winter months are useless for plans grow...

Again - not to many variants exists - most probably it is a lunar calendar important for plants grow and usage...

How to confirm that? Let's try to understand why Angus (part of VMS page 70v and 71r) and Taurus (part of VMS page 71v and 72r) are presented twice.

My assumptions regarding pages with Angus the following:

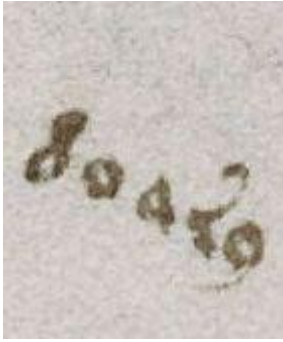
- at that case it is the Capricorn images and not Angus
- There is a Latin caption above the Capricorn images telling us - "Abril" (clear - April)
- Capricorn on both images eating something (on the first page smaller piece, on the next bigger).
- If we will check the lunar calendars we will find that that means - the required and important period is starts or ends in a case if the Moon in April moves to Capricorn constellation. The most important is to fit in the described Moon phases and probably in specific days which probably corresponds with ground "hills" where hoofs of Capricorn are located.

I am not analyzed the 2 x Taurus pages (no doubts - it is definitely Taurus, but principles are the same).

One more interesting page - it is an image of Cancer constellation. It consist of two cancers - red and white. I don't know that it exactly means but it may help also with further VMS date analysis - the red cancer can symbolize the full lunar Eclipse with the specific feature - red color of Moon.

The white cancer color can also be counted as some events with Sun... It is just an idea for further investigations.

Now let's come back to the VMS page 68r and read what are telling us captions for Pleiades and for Aldebaran.



"Pl rina" or "Plo rina" - most probably - means that rains are possible in that period. Or - "you have to pour (to add water to) your plants".

Fig. 76 Image of Pleiades caption from the VMS page 68r.



"Pl tre and (or add) pl rina" - one of possible translations:

"Plant tree ad (or and) apply water (?)'

Fig. 77 Image and caption of Aldebaran from the VMS page 68r

I guess it will be also interesting to know that the caption for the "curve line" tells.




Fig. 78 Image and caption of "curve line" from the VMS page 68r

Let's read it: "rind tre kea add".

Maybe that means that the bark of the tree should be collected and added...

You will find here a lot of simple words related to herbs and trees, it growing and it usage. Like: "plant, grind, rin, rina, herba, grid, grin, brid, brind, pla, apla, aplant, ortea, cut" and so on...

There are a lot of interesting things for research in VMS, but

I prefer to stop here and to leave all the rest for specialists and professionals.

10. As an additional conclusion.

I only would like to point you attention to the quantity of coding methods the VMS author are used and also I would like to give you some ideas for further research (hopefully it will be useful):

1) "simple" steganography using images with masked letters (for example for last page VMS).

2) "modified" Trithemius steganography for main text. Modified means: that author used not a single letters but commonly used cognate words ("red", "ort", "as", "key", "ant" etc), special symbol "o" which sets the rules how to read neighboring symbols; arbitrary method for symbols combinations for phrases constructions when even long phrases looks like a simple small words; author not used the punctuation.

3) allegory images like on Fig.1 where main sign of the plant required for your right chose is - the tree with double trunk, but not it strange leaves or other parts. The second sign can be red color or tree blood as VMS author meaning.

4) "inverted" colors - like in a case with sunflower (see VMS page 33v). The middle part should be black or dark blue, petals - yellow. It is a very nice trick to refocus your attention from keys location to useless features and desisions.

5) Latin letters scattered on the pages, like on the page 4r. Let's try to find all the letters on that page which gives you word "AFTOR". It is also allegory and for reading other hidden text you need to use the instructions which are present on the image on VMS page 57v. Unfortunately some pages to which numbers links us the instruction are lost.

6) Same letters but in different colors (and scripts). You should know which letter with which color should be used for words construction. Same you need the instructions from VMS page 57v.

- 7) Additional cipher for text coding on the last page of VMS
- 8) Special symbols like on the page 8v - in the right bottom corner of the page.
It follows in some order - pages marked by special symbols: 8,16,24,32, 42, 58 etc. - you can find it by yourself.
My assumption that it also divides the calendar year for certain periods important for growing and usage of plants.
- 9) Probably symbolic signs like on the page 11v - in the middle of the left side of the page - which looks like "88"
- 10) Images of constellations for coding roman numerals as on the last page of VMS
- 11) Images of nymphs - allegory of diseases.
- 12) Allegory images of human organs
- 13) Allegory images in astronomical and astrological parts
- 14) Allegory images in pharmaceutical part
- 15) Self developed numerals like on the page 57v in combination of Arabic numerals.
- 16) Special traps or tricks for refocus your attention from right decoding direction or may be some additional hints for right interpretation of text like presented on the page 49v (Arabic numerals vs VMS author created numerals).

The list above I guess is not completed and will be extended by many other researchers.

11. References

1. Web-page of the library of rare books Benecke at Yale University

<http://brbl-dl.library.yale.edu/vufind/Record/3519597>

2. Explanation how radiocarbon dating for VMS was done
<http://voynich.nu/extra/carbon.html>

3. Adobe Photoshop CS6, Ver.13.0x64,
s/n 91198133282129530221.
The following operations were performed for contrast enhancement - autotone, autocontrast, automatic color contrast & manually set contrast level 200.
4. Title page of "Steganographia":
<http://www.esotericarchives.com/tritheim/stegano.htm#chap7>)
5. This image is available from the National Library of Wales. You can view this image in its original context on the NLW Catalogue <https://www.llgc.org.uk/>
6. [https://commons.wikimedia.org/wiki/Plantago lanceolata](https://commons.wikimedia.org/wiki/Plantago_lanceolata)
7. <http://cms.herbalgram.org/herbalgram/issue100/hg100-feat-voynich.html?ts=1460891881&signature=21a0ae15f974e2272f4eae8e74de52a5>
8. <http://www.phototimes.ru/image/brown-algae-fucus-14841260/>
9. <http://stephenbax.net/wp-content/uploads/2014/01/Voynich-a-provisional-partial-decoding-BAX.pdf>

Remarks

- i) All the assumptions, results and conclusions - are the private opinion of author and it is the matter for further detailed research and discussions.
- ii) Regarding the conclusion concern VMS possible authorship of John Dee and/or Edward Kelly, as well as concern to the original name of VMS as a "Book of Dunstan" - it is based on the list of evidences which are in total cannot be count as coincidence. That is the matter for separate article.
- iii) Regarding links between Tritemius "Steganographia" and VMS (especially with of assumption of similarity of circle diagrams on the Fig.52, 53, 55) - I would like to ask you to do comparison by yourself using the assumption provided and original sources if necessary. Note: that can turn you to another direction like Magic of Salomon and so on which is not corresponds with a tasks for current article.
- iv) Some of samples of deciphering in were especially taken in relation to different earlier publications of other authors

who claimed codes identification. I'll try to add corresponding links if possible.

- v) I would like to apologize for any mistakes in the text because of my poor English. I'm doing my best to improve