

Prediction of the higher-order terms based on Borel resummation with conformal mapping

M.V. Kompaniets

St. Petersburg State University, 7/9 Universitetskaya nab., St. Petersburg, 199034 Russia.

E-mail: m.kompaniets@spbu.ru

Abstract. In this paper we discuss the method of the resummation of the asymptotic series suggested by Kazakov et al. in [1, 2] and predictions of the higher order terms based on this approach. Application of this method to φ^4 model is discussed.

Motivated by the recent six loop computations of the field anomalous dimension in φ^4 model[3] (ε -expansion) and upcoming calculations of the six loop beta function in this model[4], in this paper we discuss the method of the resummation of the asymptotic series with factorially growing coefficients suggested by Kazakov et al. in [1, 2]. This method is based on Borel transform with conformal mapping [1, 2, 5–7] and utilizes information about high order asymptotics (HOA)[8] as well as information about asymptotic behavior at large values of the coupling constant.

Let us consider a quantity $A(g) = \sum_n A_n g^n$ which is defined as an infinite series with factorially growing coefficients. Procedure of Borel resummation has the following steps: first, one should find Borel image $B(x) = \sum_n B_n x^n$ (1) (coefficients B_n will have no factorial growth), then sum it up and, at last, perform inverse Borel transform (1) to get resummed value $A^B(g)$. Usually, series defined by coefficients B_n has finite radius of convergence, thus to define $B(x)$ on $x \in [0, \infty)$ one needs to perform analytical continuation for $B(x)$ outside of the convergence radius.

Borel transform can be defined as follows:

$$A^B(g) = \int_0^\infty dt e^{-t} t^{c_1-c_2} \left(t \frac{\partial}{\partial t} \right)^{c_2} \sum_n B_n^{(c_1, c_2)} (gt)^n, \quad B_n^{(c_1, c_2)} \equiv \frac{A_n}{\Gamma(n+1+c_1-c_2)n^{c_2}} \quad (1)$$

Usually Borel transform with $c_2 = 0$ is used as most simple one, but in some cases transform with $c_2 \neq 0$ gives better convergence (see [1, 2])

Working within the perturbative approach, quantity $A(g)$ is known only up to some finite order of the perturbation theory:

$$A^{(N)}(g) = \sum_{n=0}^N A_n g^n \quad (2)$$

One can easily see that for a finite number of terms (2) Borel resummation described above simply reproduces the initial series $A^{(N)}(g)$. Thus to get some nontrivial result we need to make some assumptions about the higher order terms (A_n , $n > N$). This is the most crucial step in the procedure of the Borel resummation, because a good choice (which will most

accurately reproduce original (may be not known) series) will lead to a better convergence of the resummation procedure, while bad choice may lead to completely inconsistent results.

Knowing only first N terms of the series (2) continuation of the series to large N is very ambiguous procedure, for example, one may use Pade approximants for that [9, 10].

$$A^{Pade-Borel} = \int_0^\infty dt e^{-t} t^{c_1-c_2} \left(t \frac{\partial}{\partial t} \right)^{c_2} B(gt), \quad B(x) = \frac{P_L(x)}{P_M(x)}, \quad (3)$$

Polynomials $P_L(x)$ and $P_M(x)$ are chosen in such a way that the initial terms of the series expansion of $B(x)$ reproduce Borel image (1) of our series (2). For series considered in φ^4 model and similar models results obtained by Pade-Borel resummation is highly dependent on the choice of the approximant (L, M), and sometimes the approximant has a singularity in the integration domain which prevents one from performing inverse Borel transformation (see e.g. [11, 12]).

To make results more reliable one needs to incorporate into reconstructed series all information we know about it [13]. For example for φ^4 model (and some other models) we know high order asymptotics for A_n [8].

$$A_n \sim (-1)^n n! n^{b_0} a^n (1 + \mathcal{O}(1/n)) \quad (4)$$

Parameters a and b_0 are determined from instanton analysis (see [8]). To incorporate this information into resummation procedure the method of Borel transform with conformal mapping was developed [1, 2, 5–7]. In this method function $B(x)$ is defined as follows:

$$B(x) = \sum_{n=0}^N C_n w(x)^n, \quad \text{where } w(x) = \frac{\sqrt{1+ax} - 1}{\sqrt{1+ax} + 1}, \quad (5)$$

here a is parameter of HOA (4), and b_0 fixes value of $c_1 = b_0 + 3/2$ in (1) to fix HOA of the reconstructed series in accordance with (4). And again expansion of the $B(x)$ must reproduce initial coefficients of the Borel image of the original series (2). Variable transformation in (5) ensures that reconstructed series has analytical continuation in the whole integration domain. This resummation method gives more reliable results for the resummed values (see e.g. [14, 15]), but still has some disadvantages: despite the fact that series reconstructed in such a way reproduces initial part of the original series (2) and corresponding HOA (4), the terms of the series with $n > N$ are reproduced incorrectly. Actually this means that we resum series different than the original one (of course if N is big enough this procedure must converge to a correct value, but given maximum 6 terms [3] the correct choice of the function $B(x)$ is very important).

The next step was performed in the papers of Kazakov et al. [1, 2]: function $B(x)$ in (5) was modified in such a way that it reproduces not only initial terms and HOA, but also resummed function has the same asymptotic behavior at $g \rightarrow \infty$ as initial function $A(g)$:

$$B(x) = \left(\frac{x}{w} \right)^\nu \left(\sum_{n=0}^N C_n w(x)^n \right), \quad \text{where } w(x) = \frac{\sqrt{1+ax} - 1}{\sqrt{1+ax} + 1}, \quad (6)$$

obviously parameter ν governs the behavior of the resummed function at $g \rightarrow \infty$ (in (1) $x = gt$)

In [1, 2] it was shown that for the series with known asymptotic behavior at $g \rightarrow \infty$ most correct resummed values are obtained when parameter ν is chosen close to the asymptotic. Moreover, in this case the expansion of the $B(x)$ reproduces terms with $n > N$ with high accuracy. Thus we can state that with this approach we resum the series which is really close to the original one.

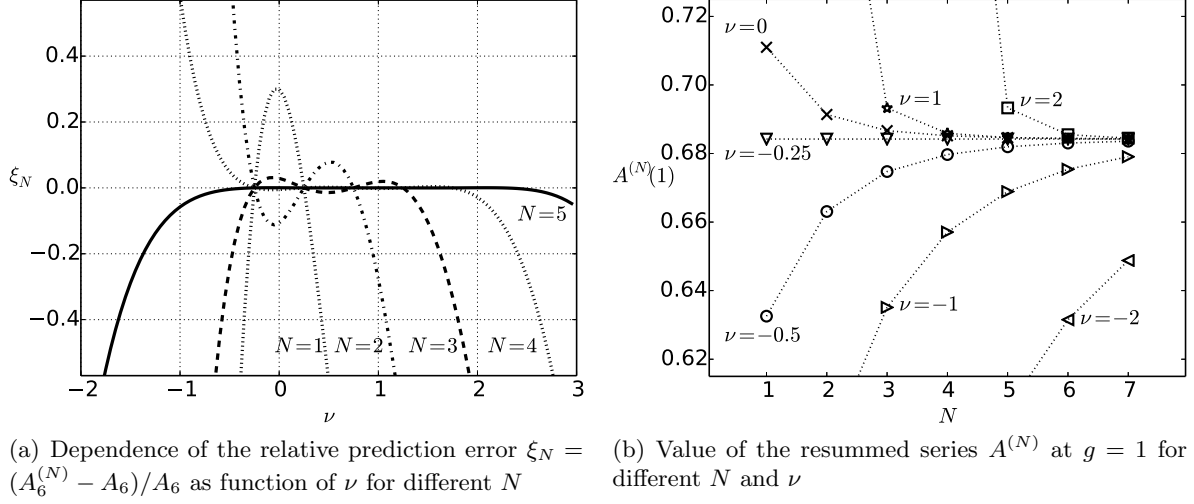


Figure 1. Zero dimensional φ^4 model (7).

Let us illustrate this on the expansion of the following integral:

$$A(g) = \int_0^\infty dx e^{-x^2 - gx^4} = \sum_{n=0}^\infty A_n g^n, \quad \left(A_0 = \frac{\sqrt{\pi}}{2}, \quad A_n = \frac{(-1)^n \sqrt{\pi} (4n-1)!}{(4)^{2n} n! (2n-1)!}, \quad (n > 0) \right). \quad (7)$$

High order asymptotic of this series is given by (4) with $a = 4$ and $b_0 = -1$ and $A(g) \sim g^{-1/4}$, when $g \rightarrow \infty$.

If we calculate function $B^{(N)}(x)$ from (6) for first N terms of the expansion of the integral (7), we can expand it back in x and reconstruct the series which we are actually going to resum $B^{(N)}(x) = \sum A_n^{(N)} x^n$. From Fig.1 one can see that better convergence of the resummation procedure (Fig.1(b)) appears for such values of ν where predictions of higher-order terms are most accurate (Fig.1(a)). From Fig.1(a) one can see that large negative and positive values of ν give us completely incorrect predictions, while starting from $\nu = -1/4$ we have an area with good predictions. One can easily see that the representation (6) with $\nu = -1/4$ exactly reproduces the coefficients of the initial series (7) thus giving resummed result starting from $N = 0$. Of course this fact can be explained by the simplicity of the example considered and in more complicated cases (like φ^4 model) it is not in the case. Any way using this example we can investigate the stability of this resummation procedure and its convergence.

The situation similar to the described above appears for φ^4 model beta-function (see Fig.2). In this model exact result is not known as well as coefficients of the beta-function for arbitrary number of loops. But we can verify the predictive power of this approach by checking predictions for highest known term from lower ones as well as investigating the stability of the resummation procedure like in zero dimensional model.

For this model plot with prediction relative error $\xi_N^\beta = (\beta_M^{(N)} - \beta_M)/\beta_M$ (Fig.2(a)) has similar form, of course there is no exact intersection as in Fig.1(a). One can see that the standard Borel transform with conformal mapping (5) (which corresponds to $\nu = 0$) gives completely incorrect predictions, while near $\nu = 2$ predictions are almost correct. In papers [1, 2] the range $1.7 < \nu < 2.2$ was obtained for beta-function and value $\nu = 2$ was recommended to use for the resummation.

The same situation appears for convergence of the resummation procedure: on Fig.2(b) convergence of the resummation of the beta function $\beta^{(N)}(g)$ at $g = 1$

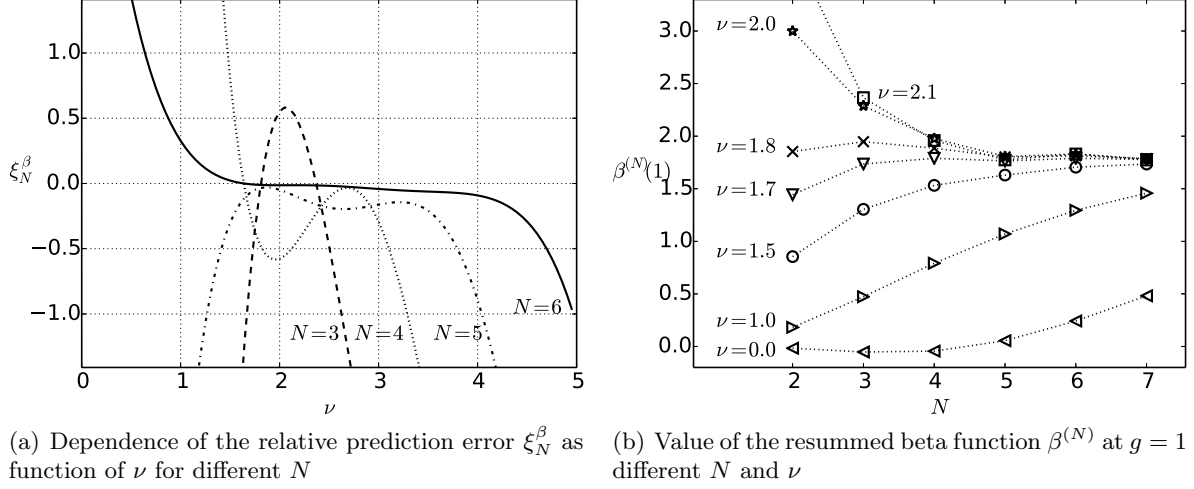


Figure 2. φ^4 model ($D = 4 - 2\varepsilon$, MS-scheme)

is shown for different values of the parameter ν and number of terms N taken into account (note that e.g. $N = 3$ corresponds to the two loop approximation; preliminary value of the six loop term for beta function is taken from [4]). The ν dependence of the resummed beta function $\beta^{(N)}(g = 1)^1$ has a form similar to the zero dimensional model (Fig. 1(b)). And again we can see that value of ν with most correct predictions ($\nu \simeq 1.8$) gives us most stable resummed value of the beta-function, therefore by analogy with zero dimensional model we should use this value in the resummation procedure. Also it should be noted that the resummation procedure for the field anomalous dimension for $N = 2$ and 3 leads to completely inconsistent results for any ν , but starting from the $N = 4$ shows the same properties (see Fig. 3) and according to this plot for the resummation of the parameter ν must be chosen as $\simeq 3$.

Performing resummation analogous to one made in [3] but with $\nu_\beta = 1.8^2$ and $\nu_\eta = 3$ we arrive to the resummed exponents showed in Table 1.

Comparing with table in [3] one can see that value $\nu_\beta = 1.8$ gives us better convergence of the resummation procedure as well as better predictions for the beta function coefficients. For a five loop term for β function predicted by 4 loop beta function we have ($M = 6$, $N = 5$) $\beta_6^{(5)} = 2821.65$, while exact value is $\beta_6 = 2848.57\dots$ which is only 1% bigger than prediction, in [1, 2, 16] value $\simeq 2808$ was obtained for $\beta_6^{(5)}$. For a six loop term on top of five loop beta function we have ($M = 7$, $N = 6$) $\beta_7^{(6)} = -34393.3$. Of course we didn't expect that six loop

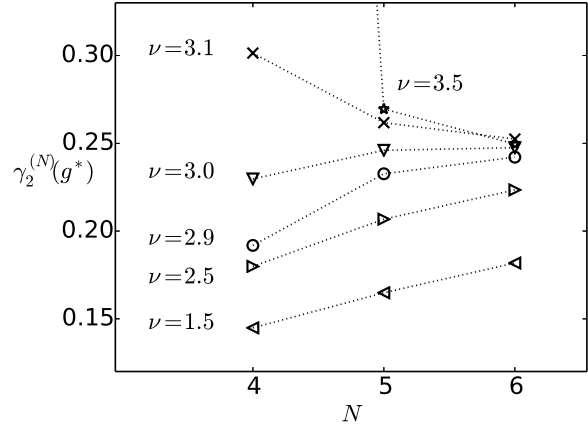


Figure 3. Resummed values of the Fisher exponent $\eta \equiv 2\gamma_\varphi(g^*)$ at $g^* = 1.155$ (fixed point at $D = 2$) for different values of N and ν

¹ The similar behavior appears for any reasonable(not very large) g .

² In [3] value $\nu_\beta = 2$ was used.

Table 1. Resummation result ($\nu_\beta = 1.8$) for the Fisher exponent η for different number of loops taken into account. Estimated values for $D = 2$ is 0.25 and for $D = 3$ is 0.0364(5)[15]

Loops β/γ_φ	3/4	3/5	3/6	4/4	4/5	4/6	5/5	5/6
$D = 2$	0.1952	0.2079	0.2090	0.2233	0.2388	0.2403	0.2341	0.2354
$D = 3$	0.03351	0.03406	0.03410	0.03556	0.03623	0.03628	0.03599	0.03604

term of the beta function will exactly fit this prediction, moreover it is expected that absolute value of the six loop term to be a bit bigger than that of prediction.

Summarizing, we showed that it is possible to choose such a form of the analytical continuation of the Borel image which will most accurately reproduce higher order terms of the series, this will provide better convergence of the resummation procedure as well as predictions of higher order terms. Despite the fact that there are some arguments stated for the choice of the $B(x)$ in (6) and particular value of ν for φ^4 model, this question is still open. It will be nice if we'd be able to find more strict arguments for choice of $B(x)$ and ν .

Acknowledgments

I am grateful to L Ts Adzhemyan, D I Kazakov, M Yu Nalimov, A I Sokolov and E Zerner-Känning for fruitful discussions, to ACAT'16 Organizing Committee, and in particular to I Kondrashuk (Univ. of Bio-Bio, Chillian), L Salinas (UTFSM, Valparaíso) and Y Schroder (Univ. of Bio-Bio, Chillian) for support and hospitality, to A L Kataev for the support in the process of the preparation of this talk. The work was supported by Saint-Petersburg State University (project 11.38.185.2014).

References

- [1] Kazakov D, Shirkov D and Tarasov O 1979 *Theor. Math. Phys.* **38** 9
- [2] Kazakov D and Shirkov D 1980 *Fortsch. Phys.* **28** 465
- [3] Batkovich D, Chetyrkin K and Kompaniets M 2016 *Nuclear Physics B* **906** 147 – 167
- [4] Batkovich D, Kompaniets M and Panzer E *in preparation*
- [5] Loeffel J 1996 *Workshop on Pade approximants* ed Bessis D, Gilewicz J and Merry P (ACM Press)
- [6] Le Guillou J C and Zinn-Justin J 1977 *Phys. Rev. Lett.* **39**(2) 95–98
- [7] Le Guillou J C and Zinn-Justin J 1980 *Phys. Rev. B* **21**(9) 3976–3998
- [8] Lipatov L 1977 *J. Exptl. Theoret. Phys.* **72** 411
- [9] Baker G 1975 *Essentials of Pade Approximants* (, Academic, New York)
- [10] Baker G A, Nickel B G and Meiron D I 1978 *Phys. Rev. B* **17**(3) 1365–1374
- [11] Antonenko S A and Sokolov A I 1995 *Phys. Rev. E* **51**(3) 1894–1898
- [12] Orlov E and Sokolov A 2000 *Physics of the Solid State* **42** 2151–2158
- [13] Nalimov M Y, Sergeev V A and Sladkoff L 2009 *Theoretical and Mathematical Physics* **159** 499–508
- [14] Zinn-Justin J 2002 *Quantum Field Theory and Critical Phenomena* (Oxford: Clarendon Press)
- [15] Pelissetto A and Vicari E 2002 *Physics Reports* **368** 549–727 (*Preprint cond-mat/0012164*)
- [16] Chetyrkin K G, Gorishny S G, Larin S A and Tkachev F V 1983 *Phys. Lett. B* **132** 351–354