

LARA: A Key-Value Algebra underlying Arrays and Relations

Dylan Hutchison, Bill Howe, Dan Suciu
University of Washington

Draft: April 1, 2016

Abstract

Data processing systems roughly group into families such as relational, array, graph, and key-value. Many data processing tasks exceed the capabilities of any one family, require data stored across families, or run faster when partitioned onto multiple families. Discovering ways to execute computation among multiple available systems, let alone discovering an optimal execution plan, is challenging given semantic differences between disparate families of systems. In this paper we introduce a new algebra, LARA, which underlies and unifies algebras representing the families above in order to facilitate translation between systems. We describe the operations and objects of LARA—union, join, and ext on associative tables—and show her properties and equivalences to other algebras. Multi-system optimization has a bright future, in which we proffer LARA for the role of universal connector.

arXiv:1604.03607v1 [cs.DB] 12 Apr 2016

Contents

List of Notation	3
1 Introduction	4
1.1 Lara’s Distinctive Features	5
2 Overview of Lara	5
2.1 Joint PageRank example	6
3 Lara’s Objects: Associative Tables	6
3.1 Translating Lara’s and Other Algebras’ Objects	7
4 Lara’s Operations: Union, Join, Ext	9
4.1 Table Union: Vertically Concatenate and Sum	9
4.1.1 Execution of Union	10
4.2 Strict Table Join: Horizontally Concatenate and Multiply	11
4.3 Ext: Flatmap	11
4.4 Relaxed Table Join	13
4.4.1 Automatic Multiply-by-one on Missing Value Attributes	13
4.4.2 Automatic Promotion	14
5 Lara’s Properties: Identities and Equivalences	14
5.1 Table Decomposition	14
5.2 Union and Join relative to Sum and Multiply	15
5.2.1 Conditions to Distribute Join over Union	15
5.2.2 Pushing Union through Join	15
6 Translating Lara’s and Other Algebras’ Operations	16
6.1 Relational Operations	16
6.1.1 Generalized Relational Division	16
6.1.2 Relational Outer Join	18
6.2 CombBLAS Array Operations	18
6.3 Discrete Convolution	20
6.3.1 Convolution when D_k^{-1} does not depend on A ’s support	21
6.3.2 Convolution when D_k^{-1} depends on and is a subset of A ’s support	21
7 Related Work	21
8 Further Work	22
References	23
A Lara Cheat Sheet	25
B Behavior of Join when Zero does not fully Annihilate	26
C Algorithms written in Lara	27
C.1 Markov Chain Clustering	27
C.2 LU Decomposition	27
C.3 (incomplete) User-History PageRank from a Web Crawler	27

List of Notation

Components of Associative Tables (see Section 3)

\bar{x}	A record, which is a tuple whose components have names called a header
$\pi_S(\bar{x})$	Projection of a record retaining only the components whose name is in set S
$\bar{x}.\bar{y}$	Concatenation of records with disjoint headers
K_A	Set of names of key attributes of associative table A
V_A	Set of names of value attributes of associative table A
E_S	The “empty table” with key attributes given by names in set S and no value attributes
$\text{supp}(A)$	The support of an associative table, which is the set of keys that map to a non-default value

Lara Operations on Associative Tables (see Section 4)

Σ_{\oplus}	Union
Σ	Union, when \oplus is unimportant except perhaps that 0 is an identity
\bowtie_{\otimes}	Strict Join
$\hat{\bowtie}$	Strict Join, when \otimes is unimportant except perhaps that 0 is an annihilator and 1 is an identity
\bowtie_{\otimes}	Relaxed Join
$\hat{\bowtie}$	Relaxed Join, when \otimes is unimportant except perhaps that 0 is an annihilator and 1 is an identity
ext_f	Extension of function f onto an associative table, which may add additional keys
map_f	Special case of ext_f when f does not add additional keys
mapnz_f	A map that only affects nonzero values
Π_V	A map that projects away the value attributes not in V

Table 1: List of Notation

1 Introduction

Data processing systems span several families, including array, relational, graph, and file systems. Each family has a unifying logical representation. Particular systems within a family realize a physical representation of its family’s logical representation.

For example, the logical data representation of array systems is matrices. Computation takes the form of linear algebra operations, invoking methods such as matrix multiply, reduce, element-wise addition, and matrix sub-reference. ScaLAPACK is an array system with a physical data representation following the matrix pattern. After placing data into the physical format required by ScaLAPACK, one can make BLAS API calls that perform linear algebra optimizations. SciDB is another member of the array systems family, with its own physical data format following the matrix pattern and its own AQL API supporting linear algebra operations.

As another example, the logical data representation of relational systems is relations. Computation takes the form of relational algebra, invoking methods such as selection, projection, Cartesian product, union, and aggregation. PostgreSQL, HStore, Myria, and many other systems are members of the relational family, each having their own physical data representation following the relation pattern, and each having their own API supporting relational algebra calls.

The “logical algebra / physical API” pattern holds for graph and file processing as well. Many graph systems like AllegroGraph and the family of Tinkerpop-compatible databases have physical data formats following the graph pattern, some in the case of adjacency lists, others as incidence matrices, etc. The graph systems support APIs of vertex and edge processing with their APIs. File systems use the logical data representation of files and processing in the form of file access (reads and writes, sequential and random). Particular file systems such as NFS or Lustre have their own physical file formats implementing the file pattern. They all support the file access operations through their APIs in some way.

Isn’t it striking that we can perform the same computations in systems from each of these system families? For example, we execute algorithms for matrix inversion in array systems, calling the appropriate linear algebra libraries; in relational systems, through iterations of joins until convergence; in file systems, with the appropriate file read, write, and sort routines; in MapReduce systems, through passes of maps and reduces. We can paint similar stories for many other computations such as convolving images, computing PageRank, training SVMs and other recommenders, finding shortest paths, constructing data cubes, and plenty more.

Computation in each of these families seems isomorphic, in the sense that we can rewrite algorithms written for the API and logical data representation of one family into the API and logical representation of the others. (Of course, computations appearing concise and natural in one family may appear convoluted in another.) Said another way, each family is equivalent in computation expressiveness.

Computation *efficiency*, on the other hand, depends heavily on choice of family and even particular systems. MapReduce systems execute fastest for computations that truly fit the pattern of a map and reduce, such as word count. Other systems tend to execute problems that don’t fit the map-reduce pattern faster, such as array systems for matrix inversion and convolution. All-to-all shortest paths may execute best on graph systems, though many relational and array systems are strong contenders.

We therefore have motivation to use a variety of system families for execution—not because any one family can express computations that the others cannot, but because we gain performance by leveraging systems from different families for computations they perform best. We call such a hybrid, federated system a polystore system. The motto of polystore systems is simple: “Use the right system for the right job.” Many algorithms can be decomposed into a set of jobs that execute most efficiently when run on different systems.

A key step to building a polystore is to devise a common data representation which facilitates translation between the languages and systems composing it: revealing joint optimization opportunities, promoting more efficient data transfer, and reducing the semantic gap that programmers face when writing code across families. We propose *associative tables*, a new logical data structure that captures core properties from relations, graphs, spreadsheets, files, and tensors, all with three operations: join (\bowtie), union (\bowtie), and ext.

In this paper we detail the design of Lara and connect it to relational and array algebra by writing bidirectional translations of their objects and operators. We highlight the following contributions:

1. We unify relational, array, and key-value algebras through the definition of a common data structure and operations. Translations through Lara facilitate translations between the algebras. In particular, Lara is a candidate for the proposed BigDAWG polystore system [1].

We have yet to see whether the ability to translate expressions from one algebra into another sheds light on what each algebra’s operations mean in the context of another, or in the context of the common Lara algebra.

2. We conject that translating computation through Lara leads to better performance, gained from running parts of algorithms on different systems. We conject that the common abstraction of Lara enables multi-system

optimizations difficult to capture otherwise.

1.1 Lara’s Distinctive Features

1. Default values instead of null; tables as total functions.

Many databases that use the special value null to indicate a non-present or un-stored value face a variety of negative issues. For example, joining tables on nullable attributes requires extra logic, computing statistics on nullable time series data with nulls has unclear semantics (are nulls included in counts?), and comparison queries lead to arbitrary choices about whether to order nulls before or after strings or numbers.

Replacing null with a default value solves most issues created by null because program logic treats default values the same as ordinary values. In fact, operations on an associative table may modify the table’s default value the same way operations modify values at rows in the table’s support, whereas users of databases using null would have to remember how their interpretation of null changes with each successive operation.

The use of default values further enables the interpretation of tables as total functions. Given any key, as associative table defines a value that the key maps to, which is the default value if the key is not in the table’s support. Users can query for undefined entries the same way users query for defined entries, unlike tables with partial function semantics that return an empty set when queried for a non-present key.

2. Table support need not be minimal.

An associative table’s support is the set of keys which map to a non-default value. Any correct storage scheme must store entries in the table’s support. What about other entries outside the support?

Storage schemes for Lara are free to store any *superset* of a table’s support without affecting correctness. This property reduces the burden of functions on associative tables because they need not compute the minimal support of their resulting table, which may require extra computation. For example for two associative tables A and B with the same schema, the operation $A \times_+ B$ sums the values of A and B into a new table C . It is possible that a key may be in the support of A and B but not $A \times_+ B$, such as when we add $(-2) + 2 = 0$ and 0 is the default value of the resulting table. Detecting “lost support” resulting from an operation could slow down otherwise efficient function calls such as the matrix addition operator in the CombBLAS system. Instead, implementations are free to store spurious “zero entries”.

3. Open to user-defined types and operators, inheriting their properties when given.

User-defined types and operations pervade real-world applications, yet many data processing frameworks struggle to support and especially optimize them. We designed Lara as an open language allowing any user-defined types and operations. Specifically, we allow custom \otimes in $\hat{\otimes}_{\otimes}$, \oplus in $\hat{\otimes}_{\oplus}$, and f in ext_f .

Users have the choice of providing as little or as much information about the structure of their types and operation. When given little information, there is little we conclude and instead treat such types and operations as black boxes. When given rich information about the structure of types and operation, such as properties like identities, annihilators, idempotence, and commutativity, we may conclude more efficient execution strategies such as those for union in Section 4.1.1.

Many optimizations derived from known properties for types and functions come from abstract algebra. Users do have some additional work to identify properties, but we do not believe the burden of recognizing and annotating properties is unmanageable. In fact, the approach of annotating functions with properties from abstract algebra has already seen industry success in the Summingbird Scala library, which acclaims “that abstract algebra provides a formal framework for thinking about and potentially resolving many thorny issues in distributed processing” [2].

4. Concise. While not a rigorous metric, it is pleasing to note that Lara achieves all her expressiveness with only three parameterized operators.

2 Overview of Lara

Lara is an algebra over associative tables. An associative table is a total function from a set of keys to a set of values with finite support. For example, one could think of a 2-D associative table as a matrix with infinitely many rows and columns, with the condition that only finitely many rows and columns contain a nonzero element.

The union operation $A \times_{\oplus} B$ “vertically concatenates” the values in the union of A and B , grouped by the keys in the intersection of A and B , using \oplus to aggregate colliding values. One can think of union in terms of relational union and aggregate, or in terms of tensor reduce and element-wise sum.

The (strict) join operation $A \bowtie_{\otimes} B$ “horizontally concatenates” the values in the intersection of A and B by multiplying them with the operation \otimes , for values from each pair of entries in the natural relational join of A and B ’s keys. One can think of join in terms of tensor product. A relaxed version of join $A \bowtie_{\otimes} B$ recovers the semantics of relational inner join.

The ext operation $\text{ext}_f A$ behaves like flatmap: to apply function f to each entry of A independently and union together the results. Ext generalizes relational selection, renaming, and extended projection. It also has interpretation as “exploding” functions like string tokenization.

2.1 Joint PageRank example

Figure 1 illustrates a Lara algorithm for PageRank [3] on the users common to two social networks S_1 and S_2 . It uses a Datalog-like syntax for naming key and value attributes, described briefly in Section 8, as well as some derived operations from Table 1. The $[0]$ ’s indicate default values. E is the constant empty table.

$$\mathbf{Input: } S_1(src, dst; val[0]), S_2(src, dst; val[0]) \tag{1}$$

$$SrcCommon := (S_1(src, _ ; 1) \bowtie E(src;)) \bowtie (S_2(src, _ ; 1) \bowtie E(src;)) \tag{2}$$

$$A := (S_1(src, dst; val) \bowtie SrcCommon(src; val)) \bowtie_{avg} (S_2(src, dst; val) \bowtie SrcCommon(src; val)) \tag{3}$$

$$d_{out} := A(src, _ ; val) \bowtie_{+} E(src;) \tag{4}$$

$$d_{out}^{-1} := \text{mapnz}_{val:=val^{-1}} d_{out}(src; val) \tag{5}$$

$$A := A(src, dst; val) \bowtie_{*} d_{out}^{-1}(src; val) \tag{6}$$

$$r := \text{mapnz}_{val:=\text{rand}()} (A(_, dst; 1) \bowtie E(dst;)) \tag{7}$$

$$r := r(dst; val) \bowtie_{/} (r(_ ; val) \bowtie_{+} E(;)) \tag{8}$$

$$a := \text{map}_{val:=(1-c)} r(dst; val) \bowtie_{/} (r(_ ; 1) \bowtie_{+} E(;)) \tag{9}$$

$$\text{For 20 iterations:} \tag{10}$$

$$r := (A(src, dst; val) \bowtie_{*} (\text{map}_{val:=val*c} r(dst; val))) \bowtie_{+} a(dst; val) \tag{11}$$

$$\mathbf{Output: } r \tag{12}$$

Figure 1: PageRank algorithm in Lara

The factor c is a constant such that $1 - c$ of the time, the PageRank “restarts” from a random page. Line 2 computes the src nodes common to both S_1 and S_2 in variable $SrcCommon$. Line 3 filters S_1 and S_2 to retain only the edges whose src is in $SrcCommon$, and stores their union as A , running the avg function on edges that appear in both S_1 and S_2 . Line 4 computes the out-degree of A . Line 5 takes the inverse of the out-degrees, only operating on nonzero values. Line 6 normalizes A by multiplying each entry in A with the inverse of its out-degree. Line 7 initializes a random vector r with entries between 0 and 1, on the same support as the dst of A . Line 8 normalizes r by dividing its entries by its sum. Line 9 constructs a constant vector whose entries equal $(1 - c)$ before being normalized, on the same support as r . Line 11 computes the PageRank kernel: $r := A(r * c) + a$.

3 Lara’s Objects: Associative Tables

An associative table is a total mapping from m key spaces to n value spaces with finite support, along with a header attaching a name to each key and value space. By finite support we mean the number of non-default entries of each of the n value spaces is finite. The following paragraphs define the terms of our definition from the ground up.

We allow the user to supply arbitrary base types like integers and strings. An n -tuple is the Cartesian product of n base types, as in the 4-tuple $t = (3, 9, \text{‘abc’}, 2.5)$ for which we write t ’s type as $\mathbb{N} \times \mathbb{N} \times \mathbb{S} \times \mathbb{R}$. Variable names like t may refer either to values or types depending on context.

A record is a tuple with a unique string name for each component, as in $r = (\text{temperature: } 73.5, \text{coverage: ‘low’}, \text{humidity: } 0.75)$ for which we write r ’s type as $(\text{temperature: } \mathbb{R}, \text{coverage: } \mathbb{S}, \text{humidity: } \mathbb{R})$. The set of string names $\{\text{temperature, coverage, humidity}\}$ is called r ’s header, which we often omit when clear from context. The order of a record’s components does not matter since we reference them through names in a header. A record’s dimension is its number of components. We sometimes refer to components as *attributes* or columns.

We call the operation which removes all components from a record r except those components in the header H the projection of r onto H denoted $\pi_H(r)$. We denote concatenation of records r_1 and r_2 with disjoint headers

pid	[white] color	[0] wgt	sid	[unknown] fav	[WA] state	sid	pid	[0] qty	[n] urgent
p01	blue	3	s01	blue	WA	s01	p02	3	n
p02	red	4	s02	red	NJ	s02	p03	1	n
p04	blue	2	s04	blue	NJ				

(a) ‘Part’ table P
(b) ‘Supplier’ table S
(c) ‘Request’ table R

Figure 2: ‘Part-Supplier-Request’ database

as $r_1.r_2$. For example, $\pi_{\{\text{humidity}\}}(\text{temperature} : 73.5, \text{coverage} : \text{‘low’}, \text{humidity} : 0.75) = (\text{humidity} : 0.75)$, and $(\text{humidity} : 0.75).(\text{coverage} : \text{‘low’}) = (\text{coverage} : \text{‘low’}, \text{humidity} : 0.75)$.

An associative table A is a total function from a record type \bar{k} which we call the keys of A , to a record type \bar{v} which we call the values of A , with the requirement that \bar{k} and \bar{v} have disjoint headers and a distinguished default value $\bar{0}$. We write K_A for the header of A ’s keys and V_A for the header of A ’s values, so that we may write the disjoint header requirement as $K_A \cap V_A = \emptyset$.

We write A as a table listing mappings from keys \bar{k} to values \bar{v} . We call each mapping an *entry* or *row*. Keys that do not appear in the table map to A ’s default value $\bar{0}$. We write the type of A as

$$A : [[\bar{k} \mapsto \bar{v} : \bar{0}]]$$

We call A as a function via the expression $A(\bar{k})$ which yields the value associated with \bar{k} , usually dropping nested parentheses for readability. Associative tables have key attributes, value attributes, a key dimension m , and a value dimension n , corresponding to the parts from the table’s keys and values. The dimension of an associative table is its key dimension m , which tells us the number of items we must pass to A as a function in order to uniquely identify n values under A ’s image.

The support of A , written $\text{supp}(A)$, is the set of keys that map to a non-default record under A . One way to write the support is $\text{supp}(A) = A^{-1}(V \setminus \{\bar{0}\})$, where V is the set of all value records and $\bar{0}$ is the default value record.

See Figure 2 for example associative tables. In the figure’s presentation, the labels immediately above the horizontal bar are key/value names and the listings below them are rows of mappings. The attributes to the left of the vertical bar are keys, and the attributes to the right are values. Value attributes have a default value indicated in brackets above the attribute name.

From the tables in Figure 2, we see that $P(\text{pid} : p02) = (\text{color} : \text{red}, \text{wgt} : 4)$. The projection $\pi_{\text{wgt}}P(\text{pid} : p02) = (\text{wgt} : 4)$. Keys not explicitly listed in the table return the default value for each attribute, e.g. $P(p03) = (\text{white}, 0)$.

Zero-dimensional associative tables have no key attributes. Such an associative table A acts as a function from *unit*, the set of 0-tuples, to its value attribute type. It has a single mapping from the 0-tuple $()$ to a record value \bar{v} which by convention coincides with the table’s default value $\bar{0}$.

Tables may also have zero value dimension, where every key maps to the 0-tuple $()$. We call tables with no values *empty tables*, because these tables necessarily have zero support since every key must map to the value $()$ which must be the default value as it is the only value of the unit type. The notation E_K denotes the empty table with key attributes K . A table with neither keys nor values, E , has the one mapping $() \mapsto ()$.

3.1 Translating Lara’s and Other Algebras’ Objects

In this section we show mappings between associative tables and the objects of other algebras. We defer mapping the operations of the Lara algebra to and from operations of other algebras to Section 6.

Most mappings between associative tables and other objects are not unique, in the sense that an associative table could be represented by many other objects, or an object could be represented by many associative tables. We eliminate ambiguity in these cases by grouping together all objects that an associative table could map to (and/or vice versa) by an *equivalence class*, so that we can claim isomorphism between equivalence classes of associative tables and equivalence classes of the other objects.

We already know one equivalence class between pictures of associative tables we write down, as in Figure 2: A and B are equivalent if they have the same headers and support, meaning that A and B differ only in the listing of default values. For example, appending the entry “(p76) \mapsto (white, 0)” to the ‘Parts’ table does not change the table at all, because the entry already exists by the semantics of default values.

More subtly, associative table pictures with the same entries but written in different row orders or column orders (so long as key columns do not mix with value columns) are equivalent. In other words, associative tables are invariant to permuting the rows or columns of their picture.

Implementations pick the “most efficient” member of an equivalence class as its representative. In the case of a class of associative table pictures, this is the picture that does not include any entries with all default values, since writing these is superfluous. We also tend to write rows in an order given by an ordering on their keys. The order of columns is mostly arbitrary.

Real data structures might place more meaning on the order of rows and columns since they may correspond to a physical ordering of data on disk. Similarly, real data structures may materialize an entry with all default values for some reason.

We now list mappings between associative tables and five objects illustrated in Figure 3:

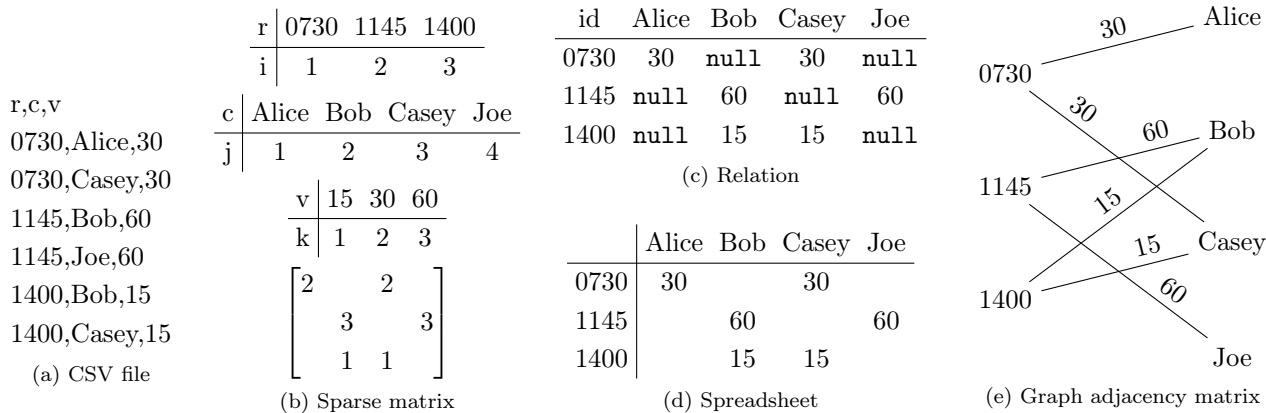


Figure 3: Five representations of an associative table

1. A *delimited file* contains text data stored between occurrences of column separator and row separator characters. For example, a CSV file delimits columns by commas and rows by line feeds or carriage returns. TSV files use tab characters in place of commas. Both file types may include a header on its first line with names for each column.

We can write an associative table A with key dimension m and value dimension n as a delimited file by writing rows of $m + n$ columns each. First we fix an order of key attributes and value attributes. We then write one delimited row for the header of keys and values. Then for each key $\bar{k} \in \text{supp}(A)$, we write a row with \bar{k} and $A(\bar{k})$. There is no need to write rows with all default values.

The reverse translation from a delimited file to an associative table is more ambiguous because (1) there is no distinction between keys and values and (2) rows may vary in number of columns. Delimited files may also list the same key multiple times. One way to handle duplicate keys is to provide a “collision function” \oplus such that the associative table formed by reading the delimited file stores the value corresponding to the sum of values having the same duplicate key.

2. A *relation*, or relational database table, is a set of records with the same record type. We call the record type the relation’s schema.

We can write an associative table A as a relation R by fixing the relation’s schema as the concatenation of A ’s key and value record types, and defining the contents of the relation as records containing the key and corresponding value for each key in A ’s support. The attributes of R corresponding to the keys of A form a compound key for R by construction, or in other words, a set of keys uniquely identifies a row in R . Databases typically mark the compound key as the primary key, meaning that it is the set of attributes used for database access and for joining tables.

To form the reverse translation from a relation R to an associative table A , identify a subset of R ’s attributes that form a compound key, and let those attributes be the key attributes of A . A compound key always exists for R , because in the worst case the set of all R ’s attributes form a compound key. There may be more than one choice of compound key. As in the case of delimited files, we may even choose key attributes for A that are not a compound key for R , instead defining a collision function \oplus which sums together values having the same key.

The special value `null` may take the place of a default value. This is fine so long as implementations track the meaning of `null` as a default value.

3. A *key-value store* such as a hash table or many NoSQL databases has a clear mapping to and from associative tables: the mappings from keys to values of one are identical in the other. Spreadsheets are examples of two-dimensional key-value stores.
4. An *associative array* [4] is a data structure mapping m key spaces K_1, \dots, K_m to a value space V with the condition that V has a semi-ring structure $(V, 0, 1, \oplus, \otimes)$ and that the associative array has finite support—that a finite number of keys map to 0.

The differences between m -dimensional associative tables and associative arrays are (1) that the tables have a name for each dimension (defined in the header), (2) that the tables store n values at each entry instead of one, and (3) that there is no pervasive semi-ring structure requirement. Requirements on identities and annihilators come into play when considering operations.

Associative arrays have known translations between spreadsheets, (relational, key-value, and array) databases, and graphs [5]. Because associative tables have translations to and from associative arrays, we see that associative tables also have translations with spreadsheets, databases and graphs transitively, and constructing direct translations is one step away.

5. A *tensor* of m dimensions maps m natural number keys to a space of values V . Sparse tensors additionally have a distinguished zero value $0 \in V$ that is the default value for entries not explicitly represented.

We can construct a sparse tensor representing an associative table A by letting V be A 's value record type. We can transform A 's key record type into a tuple of integers by defining an order on A 's header and defining lookup tables that assign an integer to each key in the support of A . These auxiliary lookup tables have finite size by the definition of an associative table.

To form an associative table from a sparse tensor, construct a header by assigning names '1', '2', ..., 'm' to the tensor's dimensions, and the remaining construction follows.

6. The adjacency tensor of a *hyper-graph*, with hyper-edges between m nodes having n labels each. Given a graph's adjacency tensor, the translation to and from associative tables is identical to that of tensors.

Because all the above data structures are equivalent up to translation, each object's storage scheme is applicable to associative tables, which allows the privilege of choosing an optimal storage scheme relative to a cost model. For example, database storage schemes often range between row store and column store strategies for the case of more than one value attribute.

Suppose an associative table has m keys and n values. A row store stores n values together, sorted and indexed by the m keys. A column store stores each of the n values separately, each sorted and indexed by the m keys. We realize a row storage strategy via a single associative table with n values, whereas we realize a column storage strategy via n associative tables with 1 value each. Hybrid storage strategies grouping some values together (in groups often called column families or locality groups) while storing each group separate.

4 Lara's Operations: Union, Join, Ext

We define three operations on associative tables—join, union, and ext—parameterized by user-definable “sum”, “multiply”, and “flatmap” functions respectively.

4.1 Table Union: Vertically Concatenate and Sum

Union is a binary operation on tables, written as $A \mathbb{X}_{\oplus} B$ and parameterized by a binary operator \oplus over scalars. We omit the \oplus subscript when insignificant. Informally, union “aggregates” A and B onto their common key attributes, using \oplus as a collision function, and “vertically concatenates” their contents, again executing \oplus on collisions.

Suppose A and B have types (attribute types and default values omitted)

$$\begin{aligned} A &: [[a_1, \dots, a_m, c_1, \dots, c_n \mapsto x_1, \dots, x_q, z_1, \dots, z_r]] \\ B &: [[c_1, \dots, c_n, b_1, \dots, b_p \mapsto z_1, \dots, z_r, y_1, \dots, y_s]] \end{aligned}$$

(the a 's and x 's are unique to A , the b 's and y 's unique to B , and the c 's and z 's common to both A and B) and we have a binary operation \oplus applicable to each value attribute's type, and for which every value attribute's default value 0 is an additive identity. Then we define

$$A \mathbb{X}_{\oplus} B : [[c_1, \dots, c_n \mapsto x_1, \dots, x_q, z_1, \dots, z_r, y_1, \dots, y_s]]$$

which has key attributes equal to the intersection of A and B 's key attributes, and value attributes equal to the union of A and B 's value attributes, as

$$(A \Sigma_{\oplus} B)(c_1, \dots, c_n) := \left(v_x : \bigoplus_{a_1, \dots, a_m} \pi_x A(a_1, \dots, a_m, c_1, \dots, c_n), \text{ (for each } x) \right. \\ v_z : \bigoplus_{a_1, \dots, a_m} \pi_z A(a_1, \dots, a_m, c_1, \dots, c_n) \oplus \bigoplus_{b_1, \dots, b_p} \pi_z B(c_1, \dots, c_n, b_1, \dots, b_p), \text{ (for each } z) \\ \left. v_y : \bigoplus_{b_1, \dots, b_p} \pi_y B(c_1, \dots, c_n, b_1, \dots, b_p) \text{ (for each } y) \right)$$

This definition assumes the same \oplus operation applies to every value attribute. In practice we often wish to apply a different \oplus operation on different value attributes. For example, we may wish to concatenate a value attribute consisting of strings at the same time we sum a value attribute consisting of integers.

We therefore extend the Σ operator to take a tuple of \oplus operators ($\oplus_{x_1}, \dots, \oplus_{x_q}, \oplus_{z_1}, \dots, \oplus_{z_r}, \oplus_{y_1}, \dots, \oplus_{y_s}$) that each act on an individual value attribute. This extension does not increase expressiveness, because as shown in Section 5.1, associative tables' value attributes can be losslessly decomposed and recomposed.

In relational systems, $A \Sigma_{\oplus} B \equiv \gamma_{K_A \cap K_B, \oplus(V_A \cup V_B)}(A \cup B)$ where K_A are the key attribute names of A and V_A are the value attribute names of A . The associative table union operator is a relational union (\cup) and an aggregation (γ), over all value attributes $V_A \cup V_B$ with operation \oplus , grouped by the key attributes common to both tables $K_A \cap K_B$.

In array systems, $A \Sigma_{\oplus} B$ are 'reduce' operations on A and B followed by an element-wise sum.

4.1.1 Execution of Union

The union operation implements a form of processing known as *structural recursion*: to recursively apply a function to A 's contents and combine results via another function. Expanding on known theory behind structural recursion [6], we can optimize the execution of union if we know additional properties of \oplus .

We show optimizations to union on a call to $h(S)$ in Table 2, where h is a structurally recursive function over a set S containing the values from a value attribute, grouped by key attributes, under aggregation during Σ_{\oplus} . In other words, execution of Σ_{\oplus} involves running $h(S)$ on every group of values, grouped by the key attributes in the result of Σ_{\oplus} , reducing those groups to a single value each.

The top row of Table 2 shows an execution strategy for union with the minimum amount of known properties of \oplus that guarantee correctness, which are that the default value 0 of the value attribute under \oplus must be an identity for \oplus . Subsequent rows of Table 2 show how knowing additional properties of \oplus lead to more efficient execution strategies.

Properties of \oplus	Effect on Σ_{\oplus} 's structural recursion
Identity 0	Requires total order $<$ on keys being aggregated. Linear execution: $h(\emptyset) = 0$ $h(x \downarrow S) = e_1(x) \oplus h(S)$ where $x \downarrow S$ reads as "remove least element x from S ".
Associative Identity 0	Requires total order $<$ on keys being aggregated. Parallel execution: $h(\emptyset) = 0$ $h(\{x\}) = e_1(x)$ $h(A \sqcup B) = h(A) \oplus h(B)$ where \sqcup is disjoint union ($A \cap B = \emptyset$).
Associative Identity 0 Commutative	No order requirement. Parallel execution, as above.
Associative Identity 0 Commutative Idempotent ($a \oplus a = a$)	No order requirement. Parallel execution: $h(\emptyset) = 0$ $h(\{x\}) = e_1(x)$ $h(A \cup B) = h(A) \oplus h(B)$ where \cup is union allowing overlap ($A \cap B \neq \emptyset$ is allowed).

Table 2: Implementation effects of additional \oplus properties

4.2 Strict Table Join: Horizontally Concatenate and Multiply

Join is a binary operation on tables parameterized by a binary operator \otimes over scalars. Join takes the “natural join” of A and B ’s key attributes using \otimes to combine matching value attributes, which has the effect of “horizontally concatenating” A and B ’s contents.

We write the strict version of join as $\hat{\bowtie}_{\otimes}$, deferring a relaxed version of join to Section 4.4. We omit the \otimes subscript when insignificant. The strict version has two extra constraints that guarantee an \otimes multiplication always runs on a scalar from A and a scalar from B . These requirements are that

1. no key attribute of A is a value attribute of B and vice versa ($K_A \cap V_B = K_B \cap V_A = \emptyset$), and
2. $A \hat{\bowtie}_{\otimes} B$ has value attributes equal to the intersection of A and B ’s value attributes ($V_{A \hat{\bowtie}_{\otimes} B} = V_A \cap V_B$).

Suppose A and B have types (attribute types and default values omitted)

$$\begin{aligned} A &: [[a_1, \dots, a_m, c_1, \dots, c_n \mapsto x_1, \dots, x_q, z_1, \dots, z_r]] \\ B &: [[c_1, \dots, c_n, b_1, \dots, b_p \mapsto z_1, \dots, z_r, y_1, \dots, y_s]] \end{aligned}$$

and we have a binary operation \otimes applicable to the type of each common value attribute z_1, \dots, z_r , and for which z_1, \dots, z_r ’s default values are annihilators of \otimes resulting in the scalar defined by the left default value \otimes the right default value. Then we define

$$A \hat{\bowtie}_{\otimes} B : [[a_1, \dots, a_m, c_1, \dots, c_n, b_1, \dots, b_p \mapsto z_1, \dots, z_r]]$$

which has key attributes equal to the union of A and B ’s key attributes, and value attributes equal to the intersection of A and B ’s value attributes, as

$$\begin{aligned} (A \hat{\bowtie}_{\otimes} B)(a_1, \dots, a_m, c_1, \dots, c_n, b_1, \dots, b_p) &:= \\ &\left(v_z : \pi_z A(a_1, \dots, a_m, c_1, \dots, c_n) \otimes \pi_z B(c_1, \dots, c_n, b_1, \dots, b_p), \text{ (for each } z) \right) \end{aligned}$$

The requirement that the default values of z_1, \dots, z_r be annihilators of \otimes may be relaxed. See Appendix B for details.

As with \bowtie , the definition of $\hat{\bowtie}$ assumes the same \otimes operation applies to every value attribute. We may extend the $\hat{\bowtie}$ operator to take a tuple of \otimes operators ($\otimes_{z_1}, \dots, \otimes_{z_r}$) that acts on individual value attributes. Allowing multiple \otimes operations in a join does not increase expressiveness, because as shown in Section 5.1, associative tables’ value attributes can be losslessly decomposed and recomposed, so that we can simulate a join of n \otimes operations via the union of n joins of one \otimes operation each.

In relational systems, $A \hat{\bowtie}_{\otimes} B \equiv \pi_{(V \otimes V' \text{ as } V)}(\pi_{K_A, V}(A) \bowtie \rho_{V \rightarrow V'}(\pi_{K_B, V}(B)))$ where V is the set of value attributes common to A and B and K_A is the set of key attributes of A . The strict associative table join operation is a relational natural join on the key attributes of A and B after projecting away value attributes not common to both A and B , and then using an extended projection to multiply the common value attributes and retain the original names. When A and B have disjoint key attributes, the natural join is a Cartesian product.

In array systems, $A \hat{\bowtie}_{\otimes} B$ is a tensor product.

4.3 Ext: Flatmap

Buneman et al coined the operation ‘ext’ to represent the extension of a function $f : t \rightarrow \{s\}$ on a collection’s elements to structural recursion over the whole collection $\text{ext}(f) : \{t\} \rightarrow \{s\}$ [6]. One way to define ext is by the ‘flatmap’ $\text{ext} := \text{flatten} \circ \text{map}$, where $\text{flatten} : \{\{t\}\} \rightarrow \{t\}$ unions a set’s elements, and when we have a function $g : t \rightarrow s$, we define $\text{map}(g) : \{t\} \rightarrow \{s\}$ as the application of g to a set’s elements.

Intuitively, we see from the flatmap composition that ext applies a function f independently to each element in a set, and then unions (“flattens”) the results together. Ext behaves like ‘map’ when f returns singleton sets, like a ‘filtering map’ when f returns singleton or empty sets, and like an ‘explode’ operation¹ when f returns sets with more than one element. The same intuition carries to our upcoming definition of ext on associative tables.

We include an ext operation in Lara to add map, filter, explode, and rename capabilities to associative tables all with one function. Suppose an associative table A has type

$$A : [[a_1, \dots, a_m \mapsto x_1, \dots, x_n : 0_1, \dots, 0_n]]$$

¹An early term used for an operation that split a string of text into rows or columns containing its words is ‘BREAK’ [7]. We use the term ‘explode’ in the same sense.

doc	['] txt
d01	she sells seashells
d02	shells she sells are shells from sea
d04	so she sells seashore shells

(a) D

doc	[0] cnt
d01	3
d02	7
d04	5

(b) $\text{ext}_{f_1}(D)$

doc	wrd	[0] cnt
d01	she	1
d01	sells	1
d01	seashells	1
d02	shells	2
d02	she	1
d02	sells	1
d02	are	1
d02	from	1
d02	sea	1
d04	so	1
d04	she	1
d04	sells	1
d04	seashore	1
d04	shells	1

(c) $\text{ext}_{f_2}(D)$

Figure 4: Example ext operations. $f_1(\text{doc}, \text{txt}) = \text{wordcount}(\text{txt})$; $f_2(\text{doc}, \text{txt}) = \text{tokenize}(\text{txt})$

and we have a function

$$f : a_1 \times \dots \times a_m \times x_1 \times \dots \times x_n \rightarrow (b_1 \times \dots \times b_{m'} \rightarrow y_1 \times \dots \times y_{n'})$$

which is a function on A 's keys and values that returns a function from new keys $b_1, \dots, b_{m'}$ to new values $y_1, \dots, y_{n'}$.

Further suppose that f obeys the restrictions

1. $\forall a_1, \dots, a_m; f(a_1, \dots, a_m, 0_1, \dots, 0_n) = \text{constants}(0'_1, \dots, 0'_{n'})$ and
2. $\forall a_1, \dots, a_m, x_1, \dots, x_n; f(a_1, \dots, a_m, x_1, \dots, x_n)$ has finite support.

The first requirement forces f to return new default values $0'_1, \dots, 0'_{n'}$ whenever all old default values $0_1, \dots, 0_n$ are passed for x_1, \dots, x_n . The finite support requirement forces f to return values other than $0'_1, \dots, 0'_{n'}$ only finitely many times, enabling the enumeration of mappings to non-default values in tabular form.

The two restrictions ensure we may correctly extend f , a function from keys and values to additional keys and new values, to ext_f , a function on associative tables:

$$\begin{aligned} \text{ext}_f(A) &: [[a_1, \dots, a_m, b_1, \dots, b_{m'} \mapsto y_1, \dots, y_{n'} : 0'_1, \dots, 0'_{n'}]] \\ \text{ext}_f(A)(a_1, \dots, a_m, b_1, \dots, b_{m'}) &:= f((a_1, \dots, a_m).A(a_1, \dots, a_m))(b_1, \dots, b_{m'}) \end{aligned}$$

The flatmap intuition of $\text{ext}_f(A)$ is that ext applies a function from a row of an associative table to a new associative table (with fixed type) to each row or A , and then takes the union of (“flattens”) all the independently generated associative tables. The finite support requirement ensures the resulting associative table is well-formed.

We recover the behavior of map from ext_f when f has no b s and a single y in its type. A filtering map is $\text{ext}_f(A)$ when f maps some non-default old values to default new values, effectively shrinking A 's support. The explode case occurs when f has more than one b . Ext behaves as a rename operation on values when f has different names in the value header of its type and returns singleton sets of records containing the same elements in its definition. We rename key names by an ext which adds new key values with the same contents as an old key value, followed by a union that removes the old key values (no aggregation occurs in the union because the support remains constant).

Figure 4b shows an example of a mapping ext_f where f is the wordcount function, and Figure 4c shows an exploding ext_f where f is the string tokenizing function. Wordcount maps a string to the number of words inside it. Tokenize maps a string to a table, which maps a word to the number of occurrences of that word in the string. The default value of the new tables are $\text{tokenize}(\cdot, \cdot) = 0$.

The map, filter, and rename cases of ext have clear analogues as the extended projection, selection, and rename operators in relational systems and the apply and array subset operators in array systems. The full ext function, however, has more power than expressions we could write with simple combinations of relational and array operators. Some relational and array systems include ext-like extensions such as the `string_to_array` function in Postgres or the `FULLTEXT` index in MySQL, the `val2col` explosion function in D4M [8], and the one-to-many mapping operator in the data cleaning / entity resolution language in [9].

cid	pid	[white] color
M	p01	blue
T	p01	red
M	p02	green
W	p01	yellow

(a) P

cid	pid	[white] color	[0] state
M	p01	blue	1
T	p01	red	1
M	p02	green	1
W	p01	yellow	1

(b) $\text{ext}_{\text{supone}('state')}(P)$

cid	sid	[GA] state
M	s01	WA
M	s02	NJ
T	s02	DE
F	s01	CA

(c) S

cid	sid	[GA] state	[0] color
M	s01	WA	1
M	s02	NJ	1
T	s02	DE	1
F	s01	CA	1

(d) $\text{ext}_{\text{supone}('color')}(S)$

cid	pid	sid	[white] color	[GA] state
M	p01	s01	blue	WA
M	p01	s02	blue	NJ
M	p02	s01	green	WA
M	p02	s02	green	NJ
T	p01	s02	red	DE

(e) $P \bowtie_{\otimes} S = \text{ext}_{\text{supone}('state')}(P) \bowtie_{\otimes} \text{ext}_{\text{supone}('color')}(S)$

Figure 5: Automatic multiply-by-one in $P \bowtie_{\otimes} S$, mirroring relational inner join

4.4 Relaxed Table Join

We now present a relaxed and more usable version of join derived from strict join. The relaxed version mirrors relational inner join on the tables' key attributes, with matching value attributes multiplied as in strict join and non-matching value attributes retained. We write relaxed join as $A \bowtie_{\otimes} B$ (removing the accent from $A \bowtie_{\otimes} B$).

4.4.1 Automatic Multiply-by-one on Missing Value Attributes

Suppose B has a value attribute ' $Bval$ ' not present in A .

Prior to the join operation, if B has value attributes not present in A , we introduce those value attributes to A using $\text{ext}_{\text{supone}(v)}(A)$ for each such value attribute $v \in V_B \setminus V_A$. Given that A 's previous value attributes are V_A , the function $\text{supone}(v) : K_A \times V_A \rightarrow V_A \cdot v$ returns the same value attributes, plus a new value attribute v with value 1 at least one previous value attribute is non-default and 0 if all previous value attributes are default. where f is the constant function that always returns 1, for each $v \in V_B \setminus V_A$, where V_A is the set of value attributes of A . We similarly introduce value attributes present in A but not B to B .

Put another way, the effect of the $\text{ext}_{\text{supone}}$ operations is to add a new value attribute to A for each value attribute unique to B with value 1 in the rows in the support of A and default value 0, and vice versa. After adding the missing value attributes, we join the tables as in $A \bowtie_{\otimes} B$. The '1' and '0' from $\text{ext}_{\text{supone}}$ are placeholders for the identity and annihilator of the \otimes in $A \bowtie_{\otimes} B$.

The overall effect is that $A \bowtie_{\otimes} B$ has the union of A and B 's value attributes instead of the intersection. The values of value attributes unique to A and in the support of A are multiplied by 1. The effect mirrors the semantics of a relational inner join operation, including a domain caveat best illustrated by example.

Figure 5 shows a relaxed join $P \bowtie_{\otimes} S$. The join result is exactly what we would expect from a relational join, but unlike strict table join, we must take care to interpret $P \bowtie_{\otimes} S$ correctly. In table P , we see that $P(T, p01) = \text{red}$. The entry $(P \bowtie_{\otimes} S)(T, p01, s02)$ correctly reflects this fact by listing *red* under the *color* value attribute. However, the entry $(P \bowtie_{\otimes} S)(T, p01, s01)$ evaluates to the color *white*. In other words, the operation $P \bowtie_{\otimes} S$ eliminates the guarantee that (cid, pid) functionally determines color in table P . We similarly lose the fact that (cid, sid) functionally determines *state* in table S .

The anomaly is a result of a closed world assumption in relational databases. We cannot finitely list that any (cid, pid, sid) key in $P \bowtie_{\otimes} S$ for which the subkey $(cid, pid) = (T, p01)$ has color *red*, because there are an unlimited number of possible *sids* (recall that associative tables are *total* functions, in the case of *sid* from the domain of all possible strings). We cannot use *red* as the default value for color in $P \bowtie_{\otimes} S$ either, because other (cid, pid) pairs in P have color other than *red*, such as $(M, p01)$.

A closed-world solution requires that S lists all the (cid, sid) pairs that could be considered in queries. This holds in many real world database scenarios, where we would not query for data not explicitly inserted into the database.

An alternative solution extends the definition of an associative table to allow *default functions* instead of default

pid	[white] color
p01	blue
p02	red
p03	blue

(a) P

pid	color	[0] ind
p01	blue	1
p02	red	1
p03	blue	1

(b) $\text{ext}_{\text{promote}(\text{color})}(P)$

color	[n] pretty
blue	y
green	y

(c) C

pid	color	[n] pretty
p01	blue	y
p03	blue	y

(d) $P \bowtie_{\otimes} C = \text{ext}_{\text{supone}(\text{pretty})}(\text{ext}_{\text{promote}(\text{color})}(P)) \bowtie_{\otimes} C$

Figure 6: Automatic promotion in $P \bowtie_{\otimes} C$; $f_1(\text{pid}, \text{color}) = \text{color}$

values. Evaluating a table A at a certain key k via $A(k)$ would lookup the key in the table, returning the looked-up value if present, and returning the result of a default function $f(k)$ if not present. Database storage mechanisms would face greater challenge comparing tables for equality and efficiently managing storage, especially when the default function is expensive. On the other hand, we would gain greater expressiveness for representing the structure inside an associative table.

Table normalization is a third solution: to not join tables S and P at all. Instead we represent S and P separately in subsequent computations, which will faithfully maintain that (cid, pid) determines color and (cid, sid) determines state. In fact there is plenty of good future work in relating functional dependency and normal form concepts such as inclusion, join, and multivalued dependencies.

4.4.2 Automatic Promotion

Having relaxed join to take the union of A and B 's value attributes, we now consider the case that some of A 's key attributes may be value attributes in B and vice versa.

A solution following the semantics of relational inner join is to “promote” the value attributes of one table that are key attributes in the other to both have key attribute status. In order to prevent losing support in the table whose value attribute becomes a key attribute (call this table P), we introduce a temporary “indicator value attribute” with 1s in rows from P 's support and 0s elsewhere. Think: move the vertical bar separating key and value attribute to the right, and leave a new column in its old place to the right of the bar with a marker indicating columns in support.

After the promotion, we follow the previous section’s automatic multiply-by-one then strict join recipe, and then remove the temporary indicator attribute. See Figure 6 for an example. The join effectively “attaches” the value attributes of C to rows of P where the ‘color’ attribute matches, just as one would expect from relational inner join.

5 Lara’s Properties: Identities and Equivalences

5.1 Table Decomposition

Any associative table A can be decomposed into the union of single-value-attribute tables, as

$$A = \Pi_{v_1}(A) \bowtie \Pi_{v_2}(A) \bowtie \dots \bowtie \Pi_{v_n}(A)$$

where v_1, \dots, v_n are A 's value attributes.

Decomposition allows programs to process multi-value-attribute associative tables using a composition of operations on single-value-attribute tables. This is important for systems that cannot handle storing or processing more than one value attribute at a time. Some column stores fall into this category.

One way to interpret the difference between the above left and right hand side is that a table containing all n value attributes is a row store, whereas a set of n tables with one value attribute each is a column store. Hybrid stores have between 1 and n tables, each with a number of value attributes that sums to n .

Each store is suitable for different kinds of analytics. Row storage (one table with n value attributes) is more useful for maps which use all values as arguments. Column storage (n tables with 1 value attribute) is more useful for operations involving a single attribute at a time.

Both row and column storage options are expressible by an implementation as a result of the table decomposition equation above.

5.2 Union and Join relative to Sum and Multiply

Union and join inherit many properties of \oplus and \otimes . If \oplus or \otimes are associative, commutative, or idempotent, then so are Σ_{\oplus} or \bowtie_{\otimes} respectively.

If \oplus has an identity 0 and A 's value attributes all have 0 as their default value, then the identity of A under Σ_{\oplus} is the table with all possible key attributes and no value attributes.

The identity of \bowtie is the table with no key attributes and no value attributes. If \otimes has an identity which we label 1, then the identity of \bowtie_{\otimes} is the table with no key attributes and all possible value attributes, all with default value 1 and no other mappings.

The additive identity of Σ_{\oplus} is necessarily the multiplicative annihilator of \bowtie_{\otimes} .

The following sections illustrate two ways that join and union inherit the distributive property of \otimes over \oplus .

5.2.1 Conditions to Distribute Join over Union

Suppose that \otimes distributes over \oplus , such that $a \otimes (b \oplus c) = (a \otimes b) \oplus (a \otimes c)$. Then join \bowtie_{\otimes} distributes over union Σ_{\oplus} , such that $A \bowtie_{\otimes} (B \Sigma_{\oplus} C) = (A \bowtie_{\otimes} B) \Sigma_{\oplus} (A \bowtie_{\otimes} C)$, as long as A and B have no keys in common that are not also present in C , and that A and C have no keys in common that are not also present in B .

Proof: Suppose that associative tables A has keys a, x, y, t ; B has keys b, x, z, t ; and C has keys c, y, z, t . This assortment of keys covers all combinations of sharing keys between A , B , and C , as shown in Figure 7.

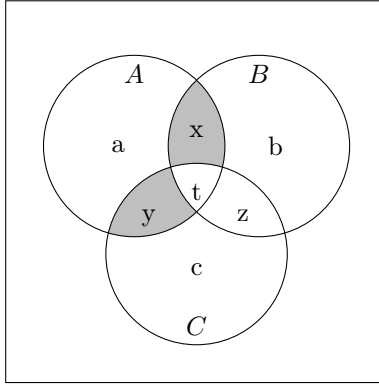


Figure 7: Visual depiction of keys of A, B, C

We expand the definitions as follows. Tick marks indicate variables under summation.

$$\begin{aligned}
 A(a, x, y, t) \bowtie_{\otimes} (B(b, x, z, t) \Sigma_{\oplus} C(c, y, z, t)) &= (A(a, x, y, t) \bowtie_{\otimes} B(b, x, z, t)) \Sigma_{\oplus} (A(a, x, y, t) \bowtie_{\otimes} C(c, y, z, t)) \\
 A(a, x, y, t) \otimes \left(\bigoplus_{b', x'} B(b', x', z, t) \oplus \bigoplus_{c', y'} C(c', y', z, t) \right) &= \bigoplus_{b'} (A(a, x, y, t) \otimes B(b', x, z, t)) \oplus \bigoplus_{c'} (A(a, x, y, t) \otimes C(c', y, z, t)) \\
 A(a, x, y, t) \otimes \left(\bigoplus_{b', x'} B(b', x', z, t) \oplus \bigoplus_{c', y'} C(c', y', z, t) \right) &= A(a, x, y, t) \otimes \left(\bigoplus_{b'} B(b', x, z, t) \oplus \bigoplus_{c'} C(c', y, z, t) \right)
 \end{aligned}$$

The left and right hand sides equal in the absence of keys x and y . The equality holds for values common to A and B , values common to A and C , and values common to A , B , and C (other values do not exist in the answer, by definition of strict join). \square

5.2.2 Pushing Union through Join

The equivalence in this section is an application of the Generalized Distributive Law [10] to Lara. Suppose we have the query

```

select x.A, sum(z.D) from R x, S y, T z
where x.B = y.B and y.C = z.C
group by x.A

```

We model the query in Lara as the following. Each table has two key attributes named from the query and an indicator value attribute v , whose values are either 1 to mark the presence of a key or 0.

The query's naive logical plan is

$$(R \bowtie S \bowtie T) \Sigma_{+} E_A$$

A	B	[0] v	B	C	[0] v	C	D	[0] v
a_1	b_1	1	b_1	c_1	1	c_1	d_1	d_1
\vdots	\vdots	\vdots	\vdots	\vdots	\vdots	\vdots	\vdots	\vdots

(a) R
(b) S
(c) T

Figure 8: Schema of example

A smarter logical plan is

$$(((R \bowtie S) \bowtie_{+} E_{A,C}) \bowtie T) \bowtie_{+} E_A$$

We see the plan rewrite is correct by writing out

$$\begin{aligned}
& (((R \bowtie S) \bowtie_{+} E_{A,C}) \bowtie T) \bowtie_{+} E_A(a) \\
&= \sum_{c,d} \left(\sum_b R(a,b) S(b,c) \right) T(c,d) \\
&= \sum_{b,c,d} R(a,b) S(b,c) T(c,d) \quad (\text{because } * \text{ distributes over } +) \\
&= ((R \bowtie S \bowtie T) \bowtie_{+} E_A)(a)
\end{aligned}$$

This is an instance of the more general equivalence

$$(A \bowtie_{\otimes} B) \bowtie_{\oplus} C = ((A \bowtie_{\oplus} E_{K_C \cup K_B}) \bowtie_{\otimes} (B \bowtie_{\oplus} E_{K_C \cup K_A})) \bowtie_{\oplus} (C \bowtie_{\oplus} E_{K_A \cup K_B})$$

assuming \otimes distributes over \oplus . The variables K_A, K_B, K_C refer to the key attributes of A, B, C . The expression E_x denotes an “empty table” with key attributes x , and value attributes and default values that agree with its usage’s context.

6 Translating Lara’s and Other Algebras’ Operations

6.1 Relational Operations

Selection $\sigma_f(A)$ (where f is a predicate) is $\text{ext}_{f'}(A)$, where $f'(\bar{k}, \bar{v}) = \text{if } f(\bar{k}, \bar{v}) \text{ then } \bar{v} \text{ else } \bar{0}$. We set rows for which the predicate f returns false to the default values and leave other rows untouched.

Projecting away value attributes is a simple ext application in Lara. Projecting away key attributes incurs aggregation and is done with \bowtie_{\oplus} .²

Cartesian product is a join between tables with no key attributes in common.

Aggregation (including ‘group by’) and union are covered by table union.

Suppose A has key attributes k_1, k_2 ; B has key attributes k_2 ; A and B have a value attribute called v ; and B ’s contents of v are 1s and 0s. Relational difference $A \setminus B$, interpreted as removing the rows of A for which A ’s k_2 component matches a row in B ’s support (more generally, all the keys in $K_A \cap K_B$ must match), is constructed via the following steps: (1) $A \bowtie B$ to select the rows that should be removed, (2) additive negation $\text{ext}_{\text{neg}}(A \bowtie B)$ where $\text{neg}(k_1, k_2, v) = -v$, and (3) union $A \bowtie_{\oplus} \text{ext}_{\text{neg}}(A \bowtie B)$, adding the original values of A to the negative values of A designated for removal.

Relational division $A \div B$ has a few different plausible definitions for associative tables. One definition only involves the support of A and B . We say that $A \div B = C$ if $K_C = K_A \setminus K_B$ and $\text{supp}(C \bowtie B) \subseteq \text{supp}(A)$. For this definition, assuming that A and B have one value that is all 1s and 0s, $A \div B = (A \bowtie_{*} B) \bowtie_{+} E_{K_L \setminus K_R} == (B \bowtie_{+} E)$, where $==$ is shorthand for a ext that sets values equal to the scalar $B \bowtie_{+} E$ to 1 and the rest to 0.

The following subsections present a generalized form of relational division and the relational outer product.

6.1.1 Generalized Relational Division

Relational division is the inverse of relational multiplication, which is more commonly known as Cartesian product, giving the identity $(A \times B) \div B = A$. In the case of Lara, associative table division is the inverse of associative

²Since the key attributes of an associative table roughly align with the indexes or access path of a relational table, projecting away a key attribute of an associative table is like projecting away the primary key column of a relational table: we don’t usually physically project away the primary key because we use it as part of the database access path. Instead the primary key remains in the table, just like the key attribute remains in the signature of the associative table when treated as a function.

	<table border="1" style="border-collapse: collapse; width: 100%;"> <tr><td style="width: 50%;"></td><td style="width: 50%; text-align: center;">[0.0]</td></tr> <tr><td style="border-top: 1px solid black;">car</td><td style="border-top: 1px solid black;">v</td></tr> <tr><td>compact</td><td>2.0</td></tr> <tr><td>SUV</td><td>5.0</td></tr> <tr><td>electric</td><td>1.0</td></tr> </table> <p style="text-align: center;">(a) C</p>		[0.0]	car	v	compact	2.0	SUV	5.0	electric	1.0	<table border="1" style="border-collapse: collapse; width: 100%;"> <tr><td style="width: 50%;"></td><td style="width: 50%; text-align: center;">[0.0]</td></tr> <tr><td style="border-top: 1px solid black;">fuel</td><td style="border-top: 1px solid black;">v</td></tr> <tr><td>reg</td><td>2.0</td></tr> <tr><td>prem</td><td>3.0</td></tr> </table> <p style="text-align: center;">(b) P</p>		[0.0]	fuel	v	reg	2.0	prem	3.0	<table border="1" style="border-collapse: collapse; width: 100%;"> <tr><td style="width: 50%;"></td><td style="width: 50%; text-align: center;">[0.0]</td></tr> <tr><td style="border-top: 1px solid black;">car</td><td style="border-top: 1px solid black;">fuel</td></tr> <tr><td style="border-top: 1px solid black;">compact</td><td style="border-top: 1px solid black;">reg</td></tr> <tr><td>compact</td><td>prem</td></tr> <tr><td>SUV</td><td>reg</td></tr> <tr><td>SUV</td><td>prem</td></tr> <tr><td>electric</td><td>reg</td></tr> <tr><td>electric</td><td>prem</td></tr> </table> <p style="text-align: center;">(c) $T := C \bowtie_* P$</p>		[0.0]	car	fuel	compact	reg	compact	prem	SUV	reg	SUV	prem	electric	reg	electric	prem									
	[0.0]																																													
car	v																																													
compact	2.0																																													
SUV	5.0																																													
electric	1.0																																													
	[0.0]																																													
fuel	v																																													
reg	2.0																																													
prem	3.0																																													
	[0.0]																																													
car	fuel																																													
compact	reg																																													
compact	prem																																													
SUV	reg																																													
SUV	prem																																													
electric	reg																																													
electric	prem																																													
<table border="1" style="border-collapse: collapse; width: 100%;"> <tr><td style="width: 50%;"></td><td style="width: 50%; text-align: center;">[0.0]</td></tr> <tr><td style="border-top: 1px solid black;">fuel</td><td style="border-top: 1px solid black;">v</td></tr> <tr><td>reg</td><td>0.50</td></tr> </table> <p style="text-align: center;">(d) p_1^{-1}</p>		[0.0]	fuel	v	reg	0.50	<table border="1" style="border-collapse: collapse; width: 100%;"> <tr><td style="width: 50%;"></td><td style="width: 50%; text-align: center;">[0.0]</td></tr> <tr><td style="border-top: 1px solid black;">car</td><td style="border-top: 1px solid black;">v</td></tr> <tr><td>compact</td><td>2.0</td></tr> <tr><td>SUV</td><td>5.0</td></tr> <tr><td>electric</td><td>1.0</td></tr> </table> <p style="text-align: center;">(e) $(T \bowtie_* p_1^{-1}) \bowtie E_{car}$</p>		[0.0]	car	v	compact	2.0	SUV	5.0	electric	1.0	<table border="1" style="border-collapse: collapse; width: 100%;"> <tr><td style="width: 50%;"></td><td style="width: 50%; text-align: center;">[0.0]</td></tr> <tr><td style="border-top: 1px solid black;">fuel</td><td style="border-top: 1px solid black;">v</td></tr> <tr><td>prem</td><td>0.333</td></tr> </table> <p style="text-align: center;">(f) p_2^{-1}</p>		[0.0]	fuel	v	prem	0.333	<table border="1" style="border-collapse: collapse; width: 100%;"> <tr><td style="width: 50%;"></td><td style="width: 50%; text-align: center;">[0.0]</td></tr> <tr><td style="border-top: 1px solid black;">car</td><td style="border-top: 1px solid black;">v</td></tr> <tr><td>compact</td><td>2.0</td></tr> <tr><td>SUV</td><td>5.0</td></tr> <tr><td>electric</td><td>1.0</td></tr> </table> <p style="text-align: center;">(g) $(T \bowtie_* p_1^{-1}) \bowtie E_{car}$</p>		[0.0]	car	v	compact	2.0	SUV	5.0	electric	1.0	<table border="1" style="border-collapse: collapse; width: 100%;"> <tr><td style="width: 50%;"></td><td style="width: 50%; text-align: center;">[0.0]</td></tr> <tr><td style="border-top: 1px solid black;">car</td><td style="border-top: 1px solid black;">v</td></tr> <tr><td>compact</td><td>2.0</td></tr> <tr><td>SUV</td><td>5.0</td></tr> <tr><td>electric</td><td>1.0</td></tr> </table> <p style="text-align: center;">(h) $T \div P$</p>		[0.0]	car	v	compact	2.0	SUV	5.0	electric	1.0
	[0.0]																																													
fuel	v																																													
reg	0.50																																													
	[0.0]																																													
car	v																																													
compact	2.0																																													
SUV	5.0																																													
electric	1.0																																													
	[0.0]																																													
fuel	v																																													
prem	0.333																																													
	[0.0]																																													
car	v																																													
compact	2.0																																													
SUV	5.0																																													
electric	1.0																																													
	[0.0]																																													
car	v																																													
compact	2.0																																													
SUV	5.0																																													
electric	1.0																																													

Figure 9: Division example, from Cartesian product

	<table border="1" style="border-collapse: collapse; width: 100%;"> <tr><td style="width: 50%;"></td><td style="width: 50%; text-align: center;">[0.0]</td></tr> <tr><td style="border-top: 1px solid black;">fuel</td><td style="border-top: 1px solid black;">v</td></tr> <tr><td>reg</td><td>2.0</td></tr> <tr><td>prem</td><td>3.0</td></tr> </table> <p style="text-align: center;">(a) P</p>		[0.0]	fuel	v	reg	2.0	prem	3.0	<table border="1" style="border-collapse: collapse; width: 100%;"> <tr><td style="width: 50%;"></td><td style="width: 50%; text-align: center;">[0.0]</td></tr> <tr><td style="border-top: 1px solid black;">car</td><td style="border-top: 1px solid black;">fuel</td></tr> <tr><td>compact</td><td>reg</td></tr> <tr><td>SUV</td><td>prem</td></tr> <tr><td>electric</td><td>reg</td></tr> <tr><td>electric</td><td>prem</td></tr> </table> <p style="text-align: center;">(b) T</p>		[0.0]	car	fuel	compact	reg	SUV	prem	electric	reg	electric	prem																
	[0.0]																																					
fuel	v																																					
reg	2.0																																					
prem	3.0																																					
	[0.0]																																					
car	fuel																																					
compact	reg																																					
SUV	prem																																					
electric	reg																																					
electric	prem																																					
<table border="1" style="border-collapse: collapse; width: 100%;"> <tr><td style="width: 50%;"></td><td style="width: 50%; text-align: center;">[0.0]</td></tr> <tr><td style="border-top: 1px solid black;">fuel</td><td style="border-top: 1px solid black;">v</td></tr> <tr><td>reg</td><td>0.50</td></tr> </table> <p style="text-align: center;">(c) p_1^{-1}</p>		[0.0]	fuel	v	reg	0.50	<table border="1" style="border-collapse: collapse; width: 100%;"> <tr><td style="width: 50%;"></td><td style="width: 50%; text-align: center;">[0.0]</td></tr> <tr><td style="border-top: 1px solid black;">car</td><td style="border-top: 1px solid black;">v</td></tr> <tr><td>compact</td><td>2.0</td></tr> <tr><td>electric</td><td>1.5</td></tr> </table> <p style="text-align: center;">(d) $(T \bowtie_* p_1^{-1}) \bowtie E_{car}$</p>		[0.0]	car	v	compact	2.0	electric	1.5	<table border="1" style="border-collapse: collapse; width: 100%;"> <tr><td style="width: 50%;"></td><td style="width: 50%; text-align: center;">[0.0]</td></tr> <tr><td style="border-top: 1px solid black;">fuel</td><td style="border-top: 1px solid black;">v</td></tr> <tr><td>prem</td><td>0.333</td></tr> </table> <p style="text-align: center;">(e) p_2^{-1}</p>		[0.0]	fuel	v	prem	0.333	<table border="1" style="border-collapse: collapse; width: 100%;"> <tr><td style="width: 50%;"></td><td style="width: 50%; text-align: center;">[0.0]</td></tr> <tr><td style="border-top: 1px solid black;">car</td><td style="border-top: 1px solid black;">v</td></tr> <tr><td>SUV</td><td>7.0</td></tr> <tr><td>electric</td><td>2.333</td></tr> </table> <p style="text-align: center;">(f) $(T \bowtie_* p_1^{-1}) \bowtie E_{car}$</p>		[0.0]	car	v	SUV	7.0	electric	2.333	<table border="1" style="border-collapse: collapse; width: 100%;"> <tr><td style="width: 50%;"></td><td style="width: 50%; text-align: center;">[0.0]</td></tr> <tr><td style="border-top: 1px solid black;">car</td><td style="border-top: 1px solid black;">v</td></tr> <tr><td>electric</td><td>1.5</td></tr> </table> <p style="text-align: center;">(g) $T \div P$</p>		[0.0]	car	v	electric	1.5
	[0.0]																																					
fuel	v																																					
reg	0.50																																					
	[0.0]																																					
car	v																																					
compact	2.0																																					
electric	1.5																																					
	[0.0]																																					
fuel	v																																					
prem	0.333																																					
	[0.0]																																					
car	v																																					
SUV	7.0																																					
electric	2.333																																					
	[0.0]																																					
car	v																																					
electric	1.5																																					

Figure 10: Division example, no match to Cartesian product

table join between tables with disjoint keys. We should define the semantics of associative table division to behave the same way on sets as relational division. For cases beyond sets, associative table division should “undo” the multiplication inside the associative table join operation.

With the above criteria, we define associative table division as the “biggest table C whose keys are disjoint from B such that $B \bowtie_{\otimes} C \leq A$ ”:

$$A \div_{\otimes} B = \max\{C \mid K_C \cap K_B = \emptyset \wedge C \bowtie_{\otimes} B \leq A\}$$

The division is parameterized by a multiplication operation \otimes which the division process inverts. We require that the value attributes common to A and B have a partial order \leq with the corresponding default value 0 as the least element. We also require that \otimes is monotonically increasing, in the sense that $B \leq B' \Rightarrow A \bowtie_{\otimes} B \leq A \bowtie_{\otimes} B'$.

Computing the result of $A \div_{\otimes} B$ is easiest when the value attributes common to A and B have multiplicative inverses. This occurs when the value type τ of A and B 's share value attribute forms a group with \otimes , with multiplicative identity equal to the default value for both A and B . Like relational division, we also require that $K_B \subseteq K_A$, that the keys of B are a subset of the keys of A .

We compute $A \div_{\otimes} B$ as follows, given that (τ, \otimes) is a group with multiplicative inverse equal to the default value for each value attribute and that $K_B \subseteq K_A$.

$$A \div_{\otimes} B := \bigwedge_{b \in B} \min((A \bowtie_{\otimes} b^{-1}) \bowtie E_{K_A \setminus K_B})$$

where $v^{-1} = \begin{cases} 0, & \text{if } v = 0 \text{ (the default value)} \\ v^{-1}, & \text{if } v \neq 0 \end{cases}$

The large join operator takes the strict join (with $\otimes = \min$) of the expression $(A \bowtie_{\otimes} b^{-1}) \bowtie E_{K_A \setminus K_B}$ for every row b in the support of B . The b^{-1} is shorthand for a map operation as defined above. The notation $E_{K_A \setminus K_B}$ is

the empty table with the keys of A not in B .

Figures 9 and 10 show an example. In Figure 9, we verify an instance of the identity $(C \times P) \div P = C$, which in Lara corresponds to $(C \hat{\bowtie}_{\otimes} P) \div_{\otimes} P = C$. The \otimes is arithmetic multiplication over the non-negative real numbers.

An alternative way to formulate division that runs on all of B 's rows at once instead of using the “big $\hat{\bowtie}_{\min}^{b \in B}$ ” operator is to use an appended “counter column” to count the number of rows matched in B . The following algorithm adds a counter column via map_a , counts the number of matches while computing the join in $\bowtie_{[\min,+]}$, and deletes rows in the result that did not match every row in B 's support with map_d .

$$\begin{aligned}
A \div_{\otimes} B &:= \text{map}_d(\text{map}_a(A \hat{\bowtie}_{\otimes} B^{-1}) \bowtie_{[\min,+]} E_{K_A \setminus K_B}) \\
\text{where } a(k, v) &= \begin{cases} (0, 0), & \text{if } v = 0 \\ (v, 1), & \text{if } v \neq 0 \text{ (add a counter value)} \end{cases} \\
\text{and } d(k, (v, i)) &= \begin{cases} 0, & \text{if } v < |B| \text{ (delete rows not matching all rows of } B) \\ v, & \text{if } v = |B| \end{cases} \\
\text{and } |B| &= \text{map}_f(B) \bowtie_+ E \text{ with } f(k, v) = \begin{cases} 0, & \text{if } v = 0 \\ 1, & \text{if } v \neq 0 \end{cases}
\end{aligned}$$

We demonstrate the alternative algorithm on the example from Figure 10 in Figure 11 which yields the same answer. We use the name i for the counter column.

<table border="1" style="border-collapse: collapse;"> <tr><td style="padding: 2px;">fuel</td><td style="padding: 2px;">[0.0]</td></tr> <tr><td style="padding: 2px;">reg</td><td style="padding: 2px;">2.0</td></tr> <tr><td style="padding: 2px;">prem</td><td style="padding: 2px;">3.0</td></tr> </table> <p style="text-align: center;">(a) P</p>	fuel	[0.0]	reg	2.0	prem	3.0	<table border="1" style="border-collapse: collapse;"> <tr><td style="padding: 2px;">car</td><td style="padding: 2px;">fuel</td><td style="padding: 2px;">[0.0]</td></tr> <tr><td style="padding: 2px;">compact</td><td style="padding: 2px;">reg</td><td style="padding: 2px;">4.0</td></tr> <tr><td style="padding: 2px;">SUV</td><td style="padding: 2px;">prem</td><td style="padding: 2px;">21.0</td></tr> <tr><td style="padding: 2px;">electric</td><td style="padding: 2px;">reg</td><td style="padding: 2px;">3.0</td></tr> <tr><td style="padding: 2px;">electric</td><td style="padding: 2px;">prem</td><td style="padding: 2px;">7.0</td></tr> </table> <p style="text-align: center;">(b) T</p>	car	fuel	[0.0]	compact	reg	4.0	SUV	prem	21.0	electric	reg	3.0	electric	prem	7.0																
fuel	[0.0]																																					
reg	2.0																																					
prem	3.0																																					
car	fuel	[0.0]																																				
compact	reg	4.0																																				
SUV	prem	21.0																																				
electric	reg	3.0																																				
electric	prem	7.0																																				
<table border="1" style="border-collapse: collapse;"> <tr><td style="padding: 2px;">car</td><td style="padding: 2px;">fuel</td><td style="padding: 2px;">[0.0]</td><td style="padding: 2px;">[0]</td></tr> <tr><td style="padding: 2px;">compact</td><td style="padding: 2px;">reg</td><td style="padding: 2px;">2.0</td><td style="padding: 2px;">1</td></tr> <tr><td style="padding: 2px;">SUV</td><td style="padding: 2px;">prem</td><td style="padding: 2px;">7.0</td><td style="padding: 2px;">1</td></tr> <tr><td style="padding: 2px;">electric</td><td style="padding: 2px;">reg</td><td style="padding: 2px;">1.5</td><td style="padding: 2px;">1</td></tr> <tr><td style="padding: 2px;">electric</td><td style="padding: 2px;">prem</td><td style="padding: 2px;">2.333</td><td style="padding: 2px;">1</td></tr> </table> <p style="text-align: center;">(c) $X := \text{map}_a(T \hat{\bowtie}_* P^{-1})$</p>	car	fuel	[0.0]	[0]	compact	reg	2.0	1	SUV	prem	7.0	1	electric	reg	1.5	1	electric	prem	2.333	1	<table border="1" style="border-collapse: collapse;"> <tr><td style="padding: 2px;">car</td><td style="padding: 2px;">[0.0]</td><td style="padding: 2px;">[0]</td></tr> <tr><td style="padding: 2px;">compact</td><td style="padding: 2px;">2.0</td><td style="padding: 2px;">1</td></tr> <tr><td style="padding: 2px;">SUV</td><td style="padding: 2px;">7.0</td><td style="padding: 2px;">1</td></tr> <tr><td style="padding: 2px;">electric</td><td style="padding: 2px;">1.5</td><td style="padding: 2px;">2</td></tr> </table> <p style="text-align: center;">(d) $Y := X \bowtie_{[\min,+]} E_{car}$</p>	car	[0.0]	[0]	compact	2.0	1	SUV	7.0	1	electric	1.5	2	<table border="1" style="border-collapse: collapse;"> <tr><td style="padding: 2px;">car</td><td style="padding: 2px;">[0.0]</td></tr> <tr><td style="padding: 2px;">electric</td><td style="padding: 2px;">1.5</td></tr> </table> <p style="text-align: center;">(e) $T \div P := \text{map}_d(Y)$</p>	car	[0.0]	electric	1.5
car	fuel	[0.0]	[0]																																			
compact	reg	2.0	1																																			
SUV	prem	7.0	1																																			
electric	reg	1.5	1																																			
electric	prem	2.333	1																																			
car	[0.0]	[0]																																				
compact	2.0	1																																				
SUV	7.0	1																																				
electric	1.5	2																																				
car	[0.0]																																					
electric	1.5																																					

Figure 11: Division example, no match to Cartesian product; alternate approach

6.1.2 Relational Outer Join

Relational outer join is

$$A \bowtie B = (A \hat{\bowtie}(\text{ext}_{\text{replace}(V_A)}(B) \bowtie E_{K_B \setminus K_A})) \bowtie (B \hat{\bowtie}(\text{ext}_{\text{replace}(V_B)}(A) \bowtie E_{K_A \setminus K_B}))$$

where E_K is the table with key attributes K and no value attributes, and the function $\text{replace}(V)$ replace existing value attributes with the value attributes of V , with contents 1 everywhere in the original support and 0 elsewhere. The missing \oplus from the inner \bowtie operations indicates that summed 1s remain as 1 as opposed to summing as integers. No summing occurs in the outer \bowtie because the value attributes are disjoint. See Figure 12 for an example.

The rows of $A \bowtie B$ in Figure 12e above the dashed line are the same rows resulting from inner join $A \bowtie B$. Rows below the dashed line are new rows introduced by outer join. When A and B have no keys in common, outer join is equivalent to inner join and we may rewrite $A \bowtie B$ as $A \bowtie B$.

6.2 CombBLAS Array Operations

The Combinatorial BLAS (CombBLAS) is a C++ library for distributed sparse matrix computation [11]. Its API, shown in Figure 13, is representative of many operations we perform in array or linear algebra. In fact, CombBLAS is one of the foundation implementations guiding the design of the GraphBLAS specification, a standard for primitive

			[white]				[GA]				[GA]		
cid	pid	[white]	cid	pid	sid	color		cid	pid	sid	state		
M	p01	blue	M	p01	s01	blue		M	p01	s01	WA		
T	p01	red	M	p01	s02	blue		M	p01	s02	NJ		
M	p02	green	M	p02	s01	green	M	s01	WA	M	p02	s01	WA
W	p01	yellow	M	p02	s02	green	M	s02	NJ	M	p02	s02	NJ
			T	p01	s01	red	T	s02	DE	T	p01	s02	DE
			T	p01	s02	red	F	s01	CA	T	p02	s02	DE
			W	p01	s01	yellow				F	p01	s01	CA
			W	p01	s02	yellow				F	p02	s01	CA

(a) P

(b) $P \bowtie (\text{ext}_{replace}(V_P)(S) \bowtie E_{K_S \setminus K_P})$

(c) S

(d) $S \bowtie (\text{ext}_{replace}(V_S)(P) \bowtie E_{K_P \setminus K_S})$

cid	pid	sid	[white]	[GA]
			color	state
M	p01	s01	blue	WA
M	p01	s02	blue	NJ
M	p02	s01	green	WA
M	p02	s02	green	NJ
T	p01	s02	red	DE
T	p01	s01	red	(GA)
T	p02	s02	(white)	DE
W	p01	s01	yellow	(GA)
W	p01	s02	yellow	(GA)
F	p01	s01	(white)	CA
F	p02	s01	(white)	CA

(e) $(P \bowtie (\text{ext}_{replace}(V_P)(S) \bowtie E_{K_S \setminus K_P})) \bowtie (S \bowtie (\text{ext}_{replace}(V_S)(P) \bowtie E_{K_P \setminus K_S}))$

Figure 12: Example of outer join of P with S

graph algorithm building blocks in the language of linear algebra [12]. Other BLAS-like implementations include ScaLAPACK [13], SciDB [14], and Graphulo [15].

CombBLAS restricts its attention to one-dimensional vectors and two-dimensional matrices. Because Lara can model any-dimensional tensors, most translations from CombBLAS to Lara operations are special cases of Lara operations.

The CombBLAS SpGEMM operation stands for sparse generalized matrix-matrix multiplication. It has two flags, trA and trB, which indicate whether A or B should be transposed before the multiplication. We need not model the trA and trB flags in Lara explicitly because they can be written as Lara rename operations (that is, a sequence of ext operations that swap the names of the two key attributes of A or B).

CombBLAS SpMV stands for sparse matrix-vector multiplication, with separate versions for the sparse or dense case of v . Because Lara is a logical algebra, we can defer sparse/dense specialization concerns to physical implementations.

A Lara pattern for SpGEMM is $(A \bowtie_{\otimes} B) \bowtie_{\oplus} E_{r,c}$. Tables A and B must have exactly two key attributes each, one of which must be the same. For example A could have key attributes r and m and B could have key attributes m and c . The resulting table has key attributes r and c .

Similarly, a Lara pattern for SpMV is $(A \bowtie_{\otimes} v) \bowtie_{\oplus} E_r$. The table v representing a vector has only one key attribute, which must match of A 's two key attributes. If A has keys r and c , for example, then $(A \bowtie_{\otimes} v) \bowtie_{\oplus} E_r$ has key r .

CombBLAS SpEwiseX stands for sparse element-wise multiplication, which multiplies values at matching positions. A Lara pattern for SpEwiseX is $A \bowtie_{\otimes} B$ when tables A and B have the same key attributes.

The CombBLAS SpEwiseX signature has two negation flags 'notA' and 'notB'. If notB is set, then the SpEwiseX operation results in A with entries that B has set zeroed out. Setting both notA and notB does not make sense and is disallowed.

The notB option with SpEwiseX has the same effect as relational difference $A \setminus B$. We can implement this in Lara following the $A \bowtie_{\oplus} \text{ext}_{neg}(A \bowtie B)$ recipe from Section 6.1.

CombBLAS Reduce reduces the dimension of a matrix by summing along rows or columns with a given \oplus operator. This is exactly equivalent to Lara $A \bowtie_{\oplus} E_X$, where X is the set of key attributes we wish to retain (not

Function	Applies to	Parameters	Returns	Matlab Phrasing
SPGEMM	Sparse Matrix (as friend)	A, B : sparse matrices trA: transpose A if true trB: transpose B if true	Sparse Matrix	$\mathbf{C} = \mathbf{A} * \mathbf{B}$
SPMV	Sparse Matrix (as friend)	A : sparse matrices x : sparse or dense vector(s) trA: transpose A if true	Sparse or Dense Vector(s)	$\mathbf{y} = \mathbf{A} * \mathbf{x}$
SPEWISEX	Sparse Matrices (as friend)	A, B : sparse matrices notA: negate A if true notB: negate B if true	Sparse Matrix	$\mathbf{C} = \mathbf{A} . * \mathbf{B}$
REDUCE	Any Matrix (as method)	dim: dimension to reduce <i>binop</i> : reduction operator	Dense Vector	$\text{sum}(\mathbf{A})$
SPREF	Sparse Matrix (as method)	p : row indices vector q : column indices vector	Sparse Matrix	$\mathbf{B} = \mathbf{A}(\mathbf{p}, \mathbf{q})$
SPASGN	Sparse Matrix (as method)	p : row indices vector q : column indices vector B : matrix to assign	none	$\mathbf{A}(\mathbf{p}, \mathbf{q}) = \mathbf{B}$
SCALE	Any Matrix (as method)	rhs : any object (except a sparse matrix)	none	Check guiding principles 3 and 4
SCALE	Any Vector (as method)	rhs : any vector	none	none
APPLY	Any Object (as method)	<i>unop</i> : unary operator (applied to nonzeros)	none	none

Figure 13: CombBLAS API [11]

reduce) in the output.

CombBLAS SpRef extracts a subset of a matrix based on aligned index vectors p and q . We can model SpRef in Lara by two methods: $\text{map}_f(A)$ and $A \bowtie R$. Function f in the first method embeds index vectors p and q such that f zeros out values in all entries except the entries we wish to retain. Table R in the second method has the same key attributes of A , has support equal to the entries we wish to retain from p and q , and has values all equal to 1. The \otimes in the \bowtie is any multiplication operator that respects 1 as its identity and 0 as its annihilator.

CombBLAS SpAsgn assigns the values of a matrix B to a submatrix of A based on aligned index vectors p and q . It is easiest to imagine SpAsgn in Lara as $\text{map}_f(A)$, where function f updates entries in A at locations determined by p and q with new values from B . In the special case that the indices of B match the indices we wish to update in A , then we can write an update as $(A \bowtie_{\oplus} B) \bowtie_{+} B$, which zeros out the elements of A we want to update, then adds in the values of B to replace the zeros where we want to update.

CombBLAS scale multiplies every row or column of a matrix A by the matching entry in a vector v . This is equivalent to the matrix multiplication AD when scaling columns or DA when scaling rows, where D is a diagonal matrix with vector v on the main diagonal ($\text{diag}(v)$, in Matlab notation).

A more efficient way to implement Scale in Lara than the diagonal matrix multiplication is $A \hat{\bowtie}_{\otimes} v$. Vector v is a table with one key attribute that matches one of A 's key attributes. These semantics multiply every ‘‘column’’ (or row) of A by the element in the corresponding ‘‘row vector’’ (or column vector) v , depending on the schemas (names of key attributes) of A and v . Zero entries of v multiply corresponding subsets of A by zero, eliminating them.

CombBLAS treats scaling by a sparse vector with zero entries in a special way: a zero entry in the vector indicates the corresponding subset of A should not be scaled (as if entries in the subset of A were multiplied by 1, but without the overhead of materializing 1s in the vector v). We can mirror the semantics of CombBLAS Scale on a sparse vector v by setting the default value of v as an associative table to 1 instead of 0. Appendix B explains how the Lara join operation is well-defined in this case despite the default value not acting as an annihilator.

CombBLAS Apply applies a function to each element of a matrix. This is Lara `map`.

An additional operation not listed in 13 but common to matrix operations is SpEWiseSum: the element-wise sum of two sparse matrices, written as $A + B$. SpEWiseSum differs from SpEWiseX in that the support of the resulting matrix (that is, the entries that are nonzero in the resulting matrix) is the union of the supports of A and B rather than the intersection (ignoring cases when two nonzero entries sum to zero). In Lara, SpEWiseSum is a \bowtie_{+} operation.

6.3 Discrete Convolution

A matrix convolution computes a new value to each entry based on a function from the values at ‘‘nearby’’ entries determined by a pattern called a kernel. For example, a vector blur convolution replaces each entry at position i

with the average of adjacent entries at position $i - 1$ and $i + 1$. A “prefix sum” convolution replaces each entry with the sum of that entry’s value and values at entries preceding it. Convolutions of one, two, and higher dimensions are an important family of computation in image processing, machine learning, and many more disciplines.

We now formalize a description of a convolution’s kernel for associative tables. Let \oplus be the convolution function. Let k be a value of an associative table’s keys. Let D_k be the set of keys for which the result of the convolution at k depends on. Let D_k^{-1} be the set of keys whose value resulting from the convolution depends on k . For example, the convolution mapping each entry’s value to the sum of the entry’s and preceding entry’s value has $D_k = \{k - 1, k\}$, $D_k^{-1} = \{k + 1, k\}$, and $\oplus = +$.

In order for convolution to be well-defined on an associative table A , we require that $|D_k^{-1}|$, the number of entries affected by $A(k)$, is finite. If $|D_k^{-1}|$ is infinite, then the result of the convolution may not have finite support.

Depending on the definition of D_k^{-1} , we have two methods to compute convolution in Lara. The first requires that D_k^{-1} is independent of $\text{supp}(A)$; the second requires that $D_k^{-1} \subseteq \text{supp}(A)$. If you know of a useful convolution whose D_k^{-1} escapes both requirements yet has finite support, please contact the author.

Both methods do *not* represent D_k^{-1} in ordinal terms as in $D_k^{-1} = \inf\{k' > k | A(k') \neq 0\}$, which is the smallest key greater than k in the support of A , if one exists. Instead we represent D_k^{-1} in absolute terms, as in $D_k^{-1} = \{k + 1\} \cap \text{supp}(A)$, which is the key $k + 1$ if it is in the support of A , and otherwise no key.

6.3.1 Convolution when D_k^{-1} does not depend on A ’s support

Suppose we have a matrix A and its associative table representation in Figure 14a, and suppose we want to convolute A by the kernel depicted in matrix form in Figure 14b with arithmetic sum as the kernel function. The operation replaces each entry of A at key (i, j) with the sum of the entries at keys $D_{(i,j)} = (i - 1, j + 1), (i, j + 1), (i + 1, j + 1)$. Notice that $D_{(i,j)}^{-1} = (i + 1, j - 1), (i, j - 1), (i - 1, j - 1)$ is independent of $\text{supp}(A)$.

We can implement the convolution operation in Lara by (1) for $k' \in D_k^{-1}$, use `ext` to construct tables with keys shifted according to k' (illustrated with matrices and tables in Figure 14d), and (2) joining together the resulting tables via \bowtie_{\otimes} , using the kernel function as \otimes (Figure 14c). The join operations are well-defined for \otimes operations that behave more like \oplus (in the sense that $a \oplus 0$ need not necessarily equal 0) because we meet the $K_A = K_B$ condition defined in Section B.

We can implement any convolution operation whose kernel is independent of A ’s support following the above method. Even a prefix sum 1-D convolution method works, although $|D_k^{-1}| = |\text{supp}(A)|$.

Our method for convolving tables takes inspiration from the implementation of convolution as BLAS matrix multiplication [16].

6.3.2 Convolution when D_k^{-1} depends on and is a subset of A ’s support

A common operation on time-series data is to find the d -moving-sum. This operation replaces each *nonzero* value at time t from an associative table A with the sum of values in the time range $[t - d, t]$. This is a convolution with kernel $D_t = [t - d, t]$.

We emphasize that the d -moving-sum must act on nonzero values (that is, entries in the support of A) because otherwise $D_t^{-1} = [t, t + d]$ has infinite support. The restriction sets $D_t^{-1} = [t, t + d] \cap \text{supp}(A)$ which is finite. Notice that $D_t^{-1} \subseteq \text{supp}(A)$.

For a concrete example, consider the table of time series data T in Figure 15a consisting of times t and values v , and let $d = 2$. Then the series of operations in Figure 15 lead to the result in Figure 15f.

The operations used in Figure 15 are

$$\begin{aligned} f(t, v) &:= \text{if } v = 0 \text{ then } 0.0 \text{ else } t \\ v \otimes v' &:= \text{if } v \neq 0 \wedge t \leq t' \leq t + 2.0 \text{ then } 1 \text{ else } 0 \end{aligned}$$

7 Related Work

Insight for the current presentation of the join and union operations follows from three bodies of work:

1. Relational lattice operations [17], which reduces the five standard relational operators to generalized union (\boxtimes) and natural join (\bowtie).
2. Multi-set relational algebra [18], which treats tuples as arguments of a function that returns a natural number, representing the number of occurrences of that tuple. We treat tuples as arguments of a function that reuturns an element of V .




Figure 14: Matrix Convolution Example

3. The GraphBLAS API [12] and the algebra of associative arrays [5], both of which track the structures of abstract algebra.

8 Further Work

This document describes Lara’s core data structure and operations. There are several additions Lara ought to have in order to be a viable language.

1. A comprehension syntax front-end.
2. Datalog-like variable reference syntax. For the Part-Supplier-Request database of Figure 2, we might write $P(pid; _, totWgt) \bowtie_* R(sid, pid; totWgt, _)$ which concisely performs renaming, projection, and join to calculate the total weight of parts requested, grouped by requesting suppliers. The syntax $A(\vec{k}; \vec{v})$ refers to keys \vec{k} and values \vec{v} from A . We might write an expression in place of an attribute name to indicate an ext operation creating that attribute.
3. Variable assignment, in order to remember and reuse intermediary results.
4. Iteration or recursion.

[0]		[0.0]		[0.0]		[0]			[0]			[0]	
t	v	t	v	t'	v	t	t'	v	t	t'	v	t'	v
1.0	4	1.0	1.0	1.0	1.0	1.0	1.0	1	1.0	1.0	4	1.0	4
1.3	8	1.3	1.3	1.3	1.3	1.3	1.3	1	1.0	1.3	4	1.3	4+8
2.5	6	2.5	2.5	2.5	2.5	1.3	2.5	1	1.0	2.5	4	2.5	4+8+6
3.1	2	3.1	3.1	3.1	3.1	1.3	3.1	1	1.3	1.3	8	3.1	8+6+2
5.0	3	5.0	5.0	5.0	5.0	2.5	2.5	1	2.5	2.5	6	5.0	2+3
9.0	42	9.0	9.0	9.0	9.0	2.5	3.1	1	2.5	3.1	6	9.0	42
						3.1	3.1	1	3.1	3.1	2		
						3.1	5.0	1	3.1	5.0	2		
						5.0	5.0	1	5.0	5.0	3		
						9.0	9.0	1	9.0	9.0	42		

(a) T

(b) $T_0 := \text{map}_f(T)$

(c) $T'_0 := \rho_{t \rightarrow t'} T_0$

(d) $R := T_0 \bowtie_{\otimes} T'_0$

(e) $R \bowtie T$

(f) $(R \bowtie T) \Sigma_+ E_{t'}$

Figure 15: 2-Moving-Sum Convolution Example

Adding these features would pave a path for programmers to write Lara expressions directly, whether as a standalone query language or as a DSL embedded into existing general-purpose programming languages. We anticipate programmers would find writing an algorithm in Lara easier when an algorithm spans multiple families of computational systems, which normally require stitching together pieces in different query languages.

A major test for the Lara algebra’s usefulness is to measure how well Lara performs in her role to facilitate translation between relational, array, graph, and key-value algebras. Polystore optimization is quickly maturing; we look forward to seeing how well she connects these algebras and all the theorems and algorithms behind them.

References

- [1] A. Elmore, J. Duggan, M. Stonebraker, M. Balazinska, U. Cetintemel, V. Gadepally, J. Heer, B. Howe, J. Kepner, T. Kraska *et al.*, “A demonstration of the bigdawg polystore system,” *Proceedings of the VLDB Endowment*, vol. 8, no. 12, pp. 1908–1911, 2015.
- [2] O. Boykin, S. Ritchie, I. O’Connell, and J. Lin, “Summingbird: A framework for integrating batch and online mapreduce computations,” *Proceedings of the VLDB Endowment*, vol. 7, no. 13, pp. 1441–1451, 2014.
- [3] L. Page, S. Brin, R. Motwani, and T. Winograd, “The pagerank citation ranking: bringing order to the web,” 1999.
- [4] J. Kepner and H. Jansen, “Mathematics of big data: Spreadsheets, databases, matrices, and graphs,” 2016, to be published.
- [5] J. Kepner, J. Chaidez, V. Gadepally, and H. Jansen, “Associative arrays: Unified mathematics for spreadsheets, databases, matrices, and graphs,” *CoRR*, vol. abs/1501.05709, 2015. [Online]. Available: <http://arxiv.org/abs/1501.05709>
- [6] P. Buneman, S. Naqvi, V. Tannen, and L. Wong, “Principles of programming with complex objects and collection types,” *Theoretical Computer Science*, vol. 149, no. 1, pp. 3–48, 1995.
- [7] M. Stonebraker, H. Stettner, N. Lynn, J. Kalash, and A. Guttman, “Document processing in a relational database system,” *ACM Transactions on Information Systems (TOIS)*, vol. 1, no. 2, pp. 143–158, 1983.
- [8] J. Kepner, W. Arcand, W. Bergeron, N. Bliss, R. Bond, C. Byun, G. Condon, K. Gregson, M. Hubbell, J. Kurz *et al.*, “Dynamic distributed dimensional data model (D4M) database and computation system,” in *International Conference on Acoustics, Speech and Signal Processing (ICASSP)*. IEEE, 2012, pp. 5349–5352.
- [9] H. Galhardas, D. Florescu, D. Shasha, E. Simon, and C. Saita, “Declarative data cleaning: Language, model, and algorithms,” 2001.
- [10] S. M. Aji and R. J. McEliece, “The generalized distributive law,” *Transactions on Information Theory*, vol. 46, no. 2, pp. 325–343, 2000.

- [11] A. Buluç and J. R. Gilbert, “The combinatorial blas: Design, implementation, and applications,” *International Journal of High Performance Computing Applications*, p. 1094342011403516, 2011.
- [12] T. Mattson, D. Bader, J. Berry, A. Buluc, J. Dongarra, C. Faloutsos, J. Feo, J. Gilbert, J. Gonzalez, B. Hendrickson *et al.*, “Standards for graph algorithm primitives,” in *High Performance Extreme Computing Conference (HPEC)*. IEEE, 2013.
- [13] L. S. Blackford, J. Choi, A. Cleary, E. D’Azevedo, J. Demmel, I. Dhillon, J. Dongarra, S. Hammarling, G. Henry, A. Petitet *et al.*, “ScaLAPACK: a linear algebra library for message-passing computers,” in *SIAM Conference on Parallel Processing*. Citeseer, 1997.
- [14] M. Stonebraker, P. Brown, D. Zhang, and J. Becla, “SciDB: A database management system for applications with complex analytics,” *Computing in Science & Engineering*, vol. 15, no. 3, pp. 54–62, 2013.
- [15] D. Hutchison, J. Kepner, V. Gadepally, and A. Fuchs, “Graphulo implementation of server-side sparse matrix multiply in the Accumulo database,” in *High Performance Extreme Computing Conference (HPEC)*. IEEE, 9 2015.
- [16] K. Chellapilla, S. Puri, and P. Simard, “High performance convolutional neural networks for document processing,” in *Tenth International Workshop on Frontiers in Handwriting Recognition*. Suvisoft, 2006.
- [17] M. Spight and V. Tropashko, “First steps in relational lattice,” *arXiv preprint cs/0603044*, 2006.
- [18] P. W. Grefen and R. de By, “A multi-set extended relational algebra: a formal approach to a practical issue,” in *Data Engineering, 1994. Proceedings. 10th International Conference*. IEEE, 1994, pp. 80–88.

A Lara Cheat Sheet

A record is a tuple with a name for each component. The type of a record \bar{r} is $\tau_{\bar{r}} = (h_1 : \tau_1, \dots, h_n : \tau_n)$ where h_1, \dots, h_n are unique string names we call headers that identify fields and τ_1, \dots, τ_n are the types of each field.

For example, we write a value of record type $(\text{age} : \mathbb{N}, \text{score} : \mathbb{R})$ as $(\text{age} : 35, \text{score} : 98.2)$, or when the header names are clear from context we omit them as in $(35, 98.2)$.

Let π_H denote the projection of a record to a subset of its components, namely, the components whose name is in the set H . We relax notation such that when we write H as a single name, we interpret it as a singleton set. We use the period symbol ‘.’ for concatenation of records *with disjoint headers*.

An associative table A is a total function from a record of keys \bar{K} to a record of values \bar{V} with finite support and the requirement that \bar{K} and \bar{V} have disjoint headers. The form of A is a table listing mappings from \bar{k} to \bar{v} . (Small note: upper-case \bar{K} is a record type; lower-case \bar{k} is a record value.) Keys \bar{k} that do not appear in the table map to a default value $\bar{0}$. We write the type of an associative table A as

$$A : [[\bar{K} \mapsto \bar{V} : \bar{0}]]$$

We call A as a function via the expression $A(\bar{k})$, usually dropping nested parentheses for readability.

Suppose we have the following types and values (attribute types omitted)

$$\begin{aligned} \bar{K}_A &= (k_a, k_c) & \bar{V}_A &= (v_x, v_z) & \bar{0}_A &= (v_x : 0_x, v_z : 0_z) \\ \bar{K}_B &= (k_c, k_b) & \bar{V}_B &= (v_z, v_y) & \bar{0}_B &= (v_z : 0_z, v_y : 0_y) \\ A &: [[\bar{K}_A \mapsto \bar{V}_B : \bar{0}_A]] \\ B &: [[\bar{K}_B \mapsto \bar{V}_B : \bar{0}_B]] \end{aligned}$$

The following operations have type and result:

$$\begin{aligned} A \bar{\times}_{(\oplus_x, \oplus_z, \oplus_y)} B &: [[k_c \mapsto (v_x, v_z, v_y) : (0_x, 0_z, 0_y)]] \\ (A \bar{\times}_{(\oplus_x, \oplus_z, \oplus_y)} B)(c) &:= \left(v_x : \bigoplus_a \pi_x A(a, c), v_z : \bigoplus_a \pi_z A(a, c) \oplus_z \bigoplus_b \pi_z B(c, b), v_y : \bigoplus_b \pi_y B(c, b) \right) \\ \text{requiring } \forall i, \oplus_i; 0_i \oplus_i i &= i \oplus_i 0_i = i & (A \text{ and } B\text{'s } 0_z \text{ must agree}) \end{aligned}$$

$$\begin{aligned} A \bar{\times}_{\otimes_z} B &: [[(k_a, k_c, k_b) \mapsto v_z : (0_z \otimes_z 0_z)]] \\ (A \bar{\times}_{\otimes_z} B)(a, c, b) &:= (v_z : \pi_z A(a, c) \otimes_z \pi_z B(c, b)) \\ \text{requiring } \forall z; 0_z \otimes_z z &= z \otimes_z 0_z = 0_z \otimes_z 0_z & (A \text{ and } B\text{'s } 0_z \text{ may differ in general}) \end{aligned}$$

$$\begin{aligned} \text{ext}_f(A) &: [[[\bar{K}_A \cdot \bar{K}' \mapsto \bar{V}' : \bar{0}']]] \\ \text{ext}_f(A)(\bar{k}_A \cdot \bar{k}') &:= f(\bar{k}_A \cdot A(\bar{k}_A))(\bar{k}') \\ \text{where } f : \bar{K}_A \times \bar{V}_A &\rightarrow (\bar{K}' \rightarrow \bar{V}') \\ \text{requiring } \forall \bar{k}_A, \bar{k}'; f(\bar{k}_A, \bar{0}_A)(\bar{k}') &= \bar{0}' \text{ (constant) and } \forall \bar{k}_A, \bar{v}_A; f(\bar{k}_A \cdot \bar{v}_A) \text{ has finite support} \end{aligned}$$

Derived — Relaxed Join and Promote

$$A \bar{\times}_{\otimes_z} B : [(k_a, k_c, k_b) \mapsto (v_x, v_z, v_y) : (0_x, 0_z \otimes_z 0_z, 0_y)]]$$

$$A \bar{\times}_{\otimes_z} B := \text{map}_{\text{intro}_{A, v_y}}(A) \bar{\times}_{\otimes_z} \text{map}_{\text{intro}_{B, v_x}}(B)$$

where $\text{intro}_{A, H} : \bar{K}_A \times \bar{V}_A \rightarrow \bar{V}_A \cdot (H : \mathbb{B})$ (H is disjoint from header of K_A and V_A)

$$\text{intro}_{A, H}(_, \bar{v}_A) := \text{if } \bar{v}_A = \bar{0}_A \text{ then } \bar{0}_A \cdot (H : 0) \text{ else } \bar{v}_A \cdot (H : 1)$$

(auto-promotion: relaxed join first promotes values in A with the same name as a key in B and vice versa)

$$\text{promote}_{v_x}(A) : [[(k_a, k_c, v_x) \mapsto (v'_x, v_z) : (0, 0_z)]]$$

$$\text{promote}_{v_x}(A)(a, c, x) := \text{ext}_f(A) \text{ where } f(a, c, x, z) := \lambda(x'). \text{ if } x = x' \text{ then } (v'_x : 1, v_z : z) \text{ else } (v'_x : 0, v_z : 0_z)$$

and the new name v'_x is the old name v_x concatenated with enough apostrophes to guarantee freshness

B Behavior of Join when Zero does not fully Annihilate

This is motivated by the sparse vector case of the Scale operation in the CombBLAS API. This version of the CombBLAS Scale function takes a sparse matrix A and a sparse row vector B and, for each *nonzero* element of B (call it b), it multiplies each element in the corresponding column of A by b . Columns of A corresponding to a zero element of B are unmodified, as if they were multiplied by 1.

The join $A \hat{\bowtie}_{\otimes} v$ could capture the behavior of CombBLAS Scale in the sparse vector case if we make the default value of B the multiplicative identity 1. However, joining A (default value 0) with B (default value 1) would violate the constraints on \otimes that, for default value 0_A and 0_B from A and B , $\forall a; a \otimes 0_B = 0_A \otimes 0_B$ and $\forall b; 0_A \otimes b = 0_A \otimes 0_B$. The specific violation is that $a \otimes 1 = a \neq 0 \otimes 1 = 0$.

The constraints on \otimes exist in order to ensure that $A \hat{\bowtie}_{\otimes} B$ has finite support, and they are necessary in general. The constraints are not necessary for certain cases of A and B . The Scale operation above illustrates one such case: when the keys of B are a subset of the keys of A : $K_B \subset K_A$. This case does maintain finite support of $A \hat{\bowtie}_{\otimes} B$ since the condition $\forall a; a \otimes 0_B = 0_A \otimes 0_B$ is satisfied.

Table 3 illustrates all the special cases of $A \hat{\bowtie}_{\otimes} B$ concerning keys. The rows are different cases of relationships between the keys of A and B : equal keys, A 's keys a strict subset of B 's keys, A 's keys a strict superset of B 's keys, and all other cases. The columns are different cases of whether the action of \otimes on 0_A and 0_B satisfies the two above constraints. The entries indicate an upper bound on the support of $A \hat{\bowtie}_{\otimes} B$. When the zero product property ($\forall a, b; a \otimes b = 0_A \otimes 0_B \Rightarrow a = 0_A \vee b = 0_B$) holds, they upper bounds are also lower bounds.

$\forall a; a \otimes 0_B = 0_A \otimes 0_B$	False	True	False	True
$\forall b; 0_A \otimes b = 0_A \otimes 0_B$	False	False	True	True
$K_A = K_B$	$\subseteq S_A \times S_B$	$\subseteq S_B$	$\subseteq S_A$	$\subseteq S_A \cap S_B$
$K_A \subsetneq K_B$	Unbounded	$\subseteq S_B$	Unbounded	$\subseteq S_A \cap S_B$
$K_A \supsetneq K_B$	Unbounded	Unbounded	$\subseteq S_A$	$\subseteq S_A \cap S_B$
Otherwise	Unbounded	Unbounded	Unbounded	$\subseteq S_A \times S_B$

(Replace \subseteq with $=$ if zero product property holds)

Table 3: Upper bounds on $\text{supp}(A \hat{\bowtie}_{\otimes} B)$. $S_A = \text{supp}(A)$. $S_B = \text{supp}(B)$.

We conclude that we may loosen the constraints on \otimes when we know one of the key conditions between A and B hold that guarantee us bounded support. This enables us to express the CombBLAS Scale operation on sparse vectors as a join between a matrix with default value 0 and a vector with default value 1.

C Algorithms written in Lara

C.1 Markov Chain Clustering

Input: matrix $matA$ with schema: row col | value
Constants: $prunelimit, epsilon$
 $oldchaos := newchaos := 1000$
do {
 $oldchaos := newchaos$
 $AxA := \rho_{col' \rightarrow col}((matA \hat{\bowtie}_* \rho_{col \rightarrow col', row \rightarrow col}(matA)) \Sigma_+ E_{row, col'})$
 $squareA := \text{map}_{value := value^2}(AxA)$
 $colsums := squareA \Sigma_+ E_{col}$
 $tempA := squareA \hat{\bowtie}_{/0} colsums$ where $a /_0 b :=$ if $b = 0$ then 0 else a/b
 $prunedA := \text{map}_{value := \text{if } value > prunelimit \text{ then } value \text{ else } 0}(tempA)$
 $colssqs := \text{map}_{sumSquare := value^2}(prunedA) \Sigma_+ E_{col}$
 $colmaxs := \text{map}_{maxVal := value}(prunedA \Sigma_{\max} E_{col})$
 $newchaos := \text{map}_{value := maxVal - sumSquare}(colmaxs \bowtie colssqs) \Sigma_{\max} E$
 $matA := prunedA$
} **while** ($oldchaos - newchaos > epsilon$)
Output $matA$

C.2 LU Decomposition

Here is an LU Decomposition algorithm without pivoting. This version assumes the input matrix A 's diagonal is all nonzero.

Input: $N \times N$ matrix A with schema: r c | v
 $L := Ident(N)$
for $j := 1$ to $N - 1$ {
 $T := Ident(N)$
 parfor $i := j + 1$ to N {
 $r := A(i, j)/A(j, j)$
 $L(i, j) := r$
 $T(i, j) := -r$
 }
 $A := T +.* A$
}
 $U := A$
Output L, U

The *Ident* call refers to an identity matrix of size N . There is no representation for creating this matrix without a constructor.

The division $A(i, j)/A(j, j)$ acts on scalars. I think this works with a zero-dimensional array using $\hat{\bowtie}_{/}$.

The assignment $L(i, j) := r$ is a map with a function that updates v only for keys i and j , leaving the other values untouched.

The matrix multiply $T +.* A$ step is a macro for $\rho_{c' \rightarrow c}((T \hat{\bowtie}_* \rho_{c \rightarrow c', r \rightarrow c}(A)) \Sigma_+ E_{r, c'})$.

C.3 (incomplete) User-History PageRank from a Web Crawler

Suppose we have a data structure from a web crawler that stores the website content for many websites, as in Table 16a. Also suppose we have Table 16b storing the Unix timestamp that a user (determined by user identifier) has last visited each site. Our goal is to

1. Construct an adjacency matrix (Table 16c) from the web crawler table, where each row contains the sites that a particular site links to. We model this as a black-box function *parse*, which takes the content of a webpage and outputs a set of links the webpage links to.
2. For a particular user, determine the Personalized PageRank of sites weighted by the 10 sites a user visited most recently.

The Personalized PageRank is the same as normal PageRank except that the “random restarts” go to the sites in the user’s browsing history, weighted by how recently they have been visited. See Section 1.1.1 of <http://research.microsoft.com/pubs/145447/mod113-bahmani.pdf>.

site	['] content	pid	site	[0] lastVisit	site	link	[0] v
a.com	<html>...</html>	p01	b.org	1450922135	a.com	b.org	1
b.org	<html>...</html>	p01	c.com	1447829664	a.com	c.com	1
					c.com	f.com	1
⋮	⋮	⋮	⋮	⋮	⋮	⋮	⋮

(a) C (b) H (c) L

Figure 16: Tables in the Personalized PageRank workflow