

Stationary Large Amplitude Dynamics of the Finite Chain of Harmonically Coupled Pendulums

Valeri V. Smirnov* and Leonid I. Manevitch
Institute of Chemical Physics, RAS, Moscow, Russia
 119991, 4 Kosygin str., Moscow, Russia

(Dated: August 9, 2018)

We present an analytical description of the large-amplitude stationary oscillations of the finite discrete system of harmonically-coupled pendulums without any restrictions to their amplitudes (excluding a vicinity of π). Although this model has numerous applications in different fields of physics it was studied earlier in the infinite limit only. The developed approach allows to find the dispersion relations for arbitrary amplitudes of the nonlinear normal modes. We underline that the long-wavelength approximation, which is described by well-known sine-Gordon equation leads to inadequate zone structure for the amplitude order of $\pi/2$ even if the chain is long enough. The extremely complex zone structure at the large amplitudes corresponds to lot of resonances between nonlinear normal modes even with strongly different wave numbers. Due to complexity of the dispersion relations the more short wavelength modes can possess the smaller frequencies. The numerical simulation of the dynamics of the finite-length chain is in a good agreement with obtained analytical predictions.

PACS numbers: 63.20.D, 63.20.Ry, 63.22.-m, 05.45.-a

INTRODUCTION

The wide class of physical models, the most known of which is the Frenkel-Kontorova (FK) one [1, 2] is based on the dynamics of the pendulum. The physical applications of the FK model comprise the theory of dislocations [1] and the problem of self-interstitial defects /crowdions/ in the crystal lattices [3], in the problem of adsorption of a sub-monolayer films of atoms on a crystal surface [4], the theory of Josephson junctions [5], the theory of the proton conductivity of hydrogen-bonded chains [6], in the description of the dynamics of planar defects such as twin boundaries [7] and domain walls in ferroelectrics [8], and ferro- or antiferromagnetics [9], certain biological processes like the DNA dynamics and denaturation [10] (more references may be found in [2]). The common peculiarity of the mentioned models is the presence of the periodic on-site potential, while the inter-particle interaction can be described by potentials with a nonlinearity of different types. The lucky star of the Frenkel-Kontorova model is the existence of the integrable continuum limit of the respective equation of motion (sin-Gordon equation). Due to full integrability of the latter its spectra of the nonlinear periodic and localized excitations have been studied in detail [11]. The continuum limit of the discrete model with the nonlinear periodic inter-atomic interaction leads to the same sine-Gordon equation with understandable restrictions to the wavelengths (accounting the discreteness effects in the framework of approach introducing by Rosenau [12] leads to improving the long-wavelength approximation only). Periodic interatomic potentials arise, in particular, while dealing with magnetic systems, unzipping the DNA molecule and oscillations of the flexi-chain polymers (see, e.g. [13–15], where

the existence of the highly localized soliton-like solution has been proved). The main goal of this Letter is the study of nonlinear normal modes (NNMs) of harmonically coupled finite lattice in the wide range of the oscillation amplitudes and wavelengths. We propose a new semi-inverse asymptotic approach, which was successfully verified for two coupled pendulums in [16]. This approach has allowed to reveal the extremely complex zone structure at the large amplitudes that leads to lot of resonances between NNMs with strongly different wave numbers.

THE MODEL

We consider a finite chain of the coupled particles with periodic on-site and inter-particle potentials; each of them is described by the harmonic function with, generally speaking, different periods. This system will be referred as Sine-Lattice (SL) in contrast to the classic FK system. Keeping in mind the coincidence of the mathematical descriptions we will discuss all results in the terms of coupled pendulums. The periodic boundary conditions are the most appropriate for the analysis of the chain dynamics. The energy of such system may be written as follows:

$$H = \sum_{j=1}^N \left[\frac{1}{2} \left(\frac{dq_j}{dt} \right)^2 + \frac{\beta}{\alpha^2} (1 - \cos(\alpha(q_{j+1} - q_j))) + (1 - \cos q_j) \right]; \quad j = 1, \dots, N \quad (1)$$

where q_j is the deviation of the j -th pendulum, while β and α are the parameters, which specify the rigidity

and the period of inter-pendulum coupling. According to the periodic boundary conditions we assume that $q_{N+1} = q_1$ and $q_0 = q_N$.

The respective equations of motion can be written as follows

$$\frac{d^2 q_j}{dt^2} + \frac{\beta}{\alpha} (\sin(\alpha(q_{j+1} - q_j)) - \sin(\alpha(q_j - q_{j-1}))) + \sin q_j = 0. \quad (2)$$

Introducing the complex variables given by

$$\begin{aligned} \Psi_j &= \frac{1}{\sqrt{2}} \left(\frac{1}{\sqrt{\omega}} \frac{dq_j}{dt} + i\sqrt{\omega} q_j \right) \\ q_j &= \frac{-i}{\sqrt{2\omega}} (\Psi_j - \Psi_j^*), \quad \frac{dq_j}{dt} = \sqrt{\frac{\omega}{2}} (\Psi_j + \Psi_j^*) \end{aligned} \quad (3)$$

and substituting those in (2), one can rewrite equation (2) as

$$\begin{aligned} & i \frac{d\Psi_j}{dt} + \frac{\omega}{2} (\Psi_j + cc) \\ & + \frac{1}{\sqrt{2\omega}} \sum_{k=0}^{\infty} \frac{1}{(2k+1)!} \left(\frac{1}{2\omega} \right)^k [(\Psi_j - cc)^{2k+1} \\ & - \beta \alpha^{2k} ((\Psi_{j+1} - \Psi_j - cc)^{2k+1} - \\ & (\Psi_j - \Psi_{j-1} - cc)^{2k+1})] = 0, \end{aligned} \quad (4)$$

where the nonlinear terms in equation (2) are represented as the series of their arguments and abbreviation "cc" corresponds to the complex conjugated functions.

The efficient semi-inverse procedure for dynamic analysis without any restrictions to the oscillation amplitudes assumes that the considered system admits two time scales (fast and slow). Corresponding small parameter as well as the frequency ω are not present in starting equations of motion (2) and have to be determined later. The solution of equation (4) can be represented as follows:

$$\Psi_j = \varphi_j e^{i\omega t} \quad (5)$$

where φ_j is a slow-changing function (the function of a "slow" time τ). After substituting (5) into equations (4), integrating with respect to fast time and providing absence of the secular terms, one obtains the equations for the functions φ_j :

$$\begin{aligned} & i \frac{\partial \varphi_j}{\partial \tau} - \frac{\omega}{2} \varphi_j + \frac{1}{\sqrt{2\omega}} J_1 \left(\sqrt{\frac{2}{\omega}} |\varphi_j| \right) \frac{\varphi_j}{|\varphi_j|} \\ & - \frac{\beta}{\alpha \sqrt{2\omega}} \left[J_1 \left(\alpha \sqrt{\frac{2}{\omega}} |\varphi_{j+1} - \varphi_j| \right) \frac{\varphi_{j+1} - \varphi_j}{|\varphi_{j+1} - \varphi_j|} \right. \\ & \left. - J_1 \left(\alpha \sqrt{\frac{2}{\omega}} |\varphi_j - \varphi_{j-1}| \right) \frac{\varphi_j - \varphi_{j-1}}{|\varphi_j - \varphi_{j-1}|} \right] = 0 \end{aligned} \quad (6)$$

where J_1 is the Bessel function of the first order.

In spite of complexity of equation (6), one can directly check that the simple expression

$$\varphi_j = \sqrt{X} e^{-i\kappa j} \quad (7)$$

with the wave number $\kappa = 2\pi/N$ satisfies it, if the frequency ω is the solution of the equation

$$\begin{aligned} -\frac{\omega}{2} + \frac{1}{\sqrt{2\omega X}} \left[2 \frac{\beta}{\alpha} J_1 \left(2\alpha \sqrt{\frac{2}{\omega}} X \sin \frac{\kappa}{2} \right) \sin \frac{\kappa}{2} \right. \\ \left. + J_1 \left(\sqrt{\frac{2}{\omega}} X \right) \right] = 0 \end{aligned} \quad (8)$$

Taking into account the relationship between the amplitude X and real amplitude of pendulum oscillations Q , which follows from definition (3)

$$X = \frac{\omega}{2} Q^2$$

the transcendental equation (8) is converted into extremely simple expression for the NNMs frequencies

$$\omega^2 = \frac{2}{Q} \left(2 \frac{\beta}{\alpha} J_1 \left(2\alpha Q \sin \frac{\kappa}{2} \right) \sin \frac{\kappa}{2} + J_1(Q) \right). \quad (9)$$

Before study of eigenfrequency (9) one should test the limit case, which corresponds to the oscillations of a single pendulum. Really, if the coupling parameter $\beta = 0$, hamiltonian (1) describes a set of independent pendulums, the oscillation frequency of which depends on the amplitude Q . In such a case the frequency (9) has the form:

$$\omega = \sqrt{\frac{2}{Q} J_1(Q)} \quad (10)$$

Equation (10) can be compared with the exact oscillation frequency of pendulum:

$$\omega_e = \frac{\pi \sin(Q/2)}{2F(Q/2, 1/\sin^2(Q/2))} \quad (11)$$

where F is the elliptic integral of the first kind.

One can see from figure 1 that the agreement is excellent for all amplitudes up to $Q \simeq 3\pi/4$.

The reason of the frequencies divergence is understandable: when the oscillation amplitude Q approaches to maximum value $Q \sim \pi$, the period of oscillation enlarges and the semi-inverse procedure (5, 6) is not self-consistent because of closing of two time scales.

Equation (9) describes the NNM "zone" structure, i.e. the dispersion ratio, for the chain of harmonically coupled pendulums at the arbitrary oscillation amplitude (excluding a vicinity of the "rotation limit" $Q = \pi$).

One should note that the "long wavelength" limit of equation (9) is not different from the classic FK model with a parabolic potential of inter-pendulum interactions

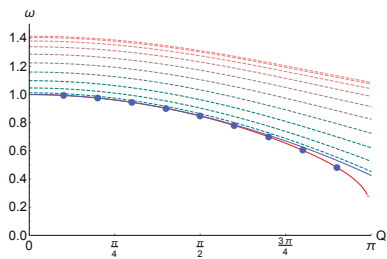


FIG. 1. (Color online) Comparison of pendulum's oscillation frequencies accordingly to eqs (10) (black curve), (11) (red dot-dashed) and to numerical simulation (blue points). The dashed curves show the zone structure for the FK chain with 20 pendulums. The coupling parameter $\beta = 0.25$.

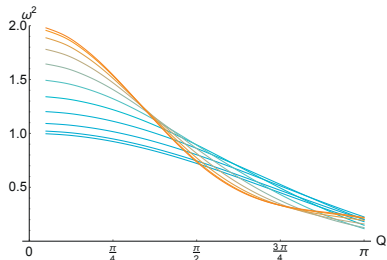


FIG. 2. (Color online) The zone structure for the SL chain with 100 pendulums under periodic boundary conditions. Light blue curve and the light brown correspond to the zone bounding uniform and π -modes, respectively. Only each 5-th dispersion curve is shown in order to discern the separate curves. The coupling parameters $\beta = 0.25$, $\alpha = 1.2$.

$V \sim \beta(q_{j+1} - q_j)^2$. Really, considering the wave number κ as a small value, one can expand the Bessel function into power series. The first term turns out to be $2\alpha Q \sin \kappa/2$ and the respective eigenfrequency (9) is written as follows:

$$\omega^2 = 2 \left(\frac{1}{Q} J_1(Q) + 2\beta \sin^2 \frac{\kappa}{2} \right) \quad (12)$$

Figure 1 shows the zone structure for the FK chain with 20 particles under periodic boundary conditions.

The low frequency zone bounding mode corresponds to the uniform oscillations of the chain or to the oscillations of the single pendulum (10), while the high-frequency bounding mode corresponds to the out-of-phase pendulum oscillations (" π -mode"). The zone width does not depend on the oscillation amplitude and the number of pendulums. Only the gap value between different modes is the function of the length of the chain and the wave number.

Figure 2 shows the zone structure for the harmonically coupled pendulums.

The comparison of figures 1 and 2 show a cardinal distinction between them. Firstly, the width of the SL zone depends on the oscillation amplitude. It is more important that the dispersion relation at a fixed amplitude

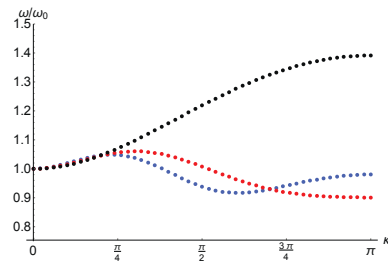


FIG. 3. (Color online) The comparison of the dispersion relations for the SL chain with 100 pendulums at the different oscillation amplitudes: black, red and blue points correspond to the amplitudes $Q = \pi/10$, $Q = 7\pi/10$ and $Q = 9\pi/10$, respectively. The relative frequencies ω/ω_0 (ω_0 is the frequency of the uniform modes) are shown. The potential parameters: $\beta = 0.25$, $\alpha = 1.2$.

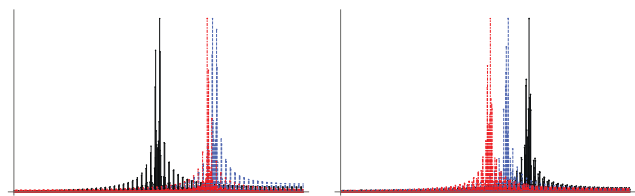


FIG. 4. (Color online) Fourier spectra of the oscillations of SL chain with 8 pendulums. Left panel shows the frequencies of the normal mode with $\kappa = 0, 3\pi/4, \pi$ (solid black, dot-dashed red and dashed blue lines, respectively) at the amplitude $Q = \pi/10$. Right panel - the same as left one at the amplitude $Q = 9\pi/10$. The potential parameters: $\beta = 0.25$, $\alpha = 1.2$

$Q \geq \pi/2$ (the threshold value depends on the parameters α and β) is a non-monotonic function of the wave number. As a result, the frequency of the zone bounding π -mode turns out to be smaller than the frequency of the uniform mode for large Q . In such a case the multiple resonances occur in the vicinity of right edge of the spectrum, and the existence of them is defined by non-monotonic character of the dispersion relation rather than by the length of the chain. Figure 3 shows the dispersion relation for SL chain with 100 pendulums and the oscillation amplitude $Q = \pi/10$ in comparison with the same for $Q = 9\pi/10$.

The structure of the NNMs zone for the SL chain has been checked by the direct numerical integration of equations (2).

Figure 4 allows to compare the positions of the zone bounding modes and some intermediate one. One can see, that the mutual positions of the modes correspond to the dispersion relations that are shown in figure 3.

CONCLUSION

The study of normal modes of the SL chains revealed that the high amplitude oscillations of harmonically cou-

pled pendulums possess non-trivial dispersion relation, when the normal modes with higher wave numbers correspond to smaller oscillation frequencies. This peculiarity of the SL chain is not a consequence of the chain discreteness only, but is specified mainly by the type of the inter-pendulum potential. It is important that this property is not preserved in the continuum limit of the dynamical equation, which is the well-known sine-Gordon one. The analytical semi-inverse approach with using the multiple scale procedure turns out to be very efficient for the investigation of different types of nonlinear lattices. In this connection we would like to refine the origin and the value of the small parameter, which allows to separate the time scales. The natural small parameter in the problem considered above is the value of the gap between the frequencies of neighbour NNMs. As it follows from equation (9) its value is provided by $\beta \sin^2 \kappa/2$. In spite of the fact that this parameter did not appear evidently, only its existence allows us to develop equation (6). In particular, the equations in the terms of the complex amplitudes, which are similar to equation (6), allow to study the nonlinear normal mode interaction (see, e.g. [17–20]), that opens a wide possibilities for the analysis of the nonlinear systems in the various fields of the physics. For example, the lattice with a wide class of nonlinear on-site as well as inter-site potentials may be easily analysed in the framework of this method. On the other side, the weakly coupled small systems may studied, if the coupling parameter of is assumed to be small enough [16].

The work was supported by the Program of Department of Chemistry and Material Science (#1), Russian Academy of Sciences, and the Russian Foundation for

Basic Research (grant No 14- 01-00284a).

* vvs@polymer.chph.ras.ru

- [1] Y. Frenkel and T. Kontorova, Phys. Z. Sowietunion **13**, 1 (1938).
- [2] O. M. Braun and Y. S. Kivshar, *The Frenkel – Kontorova Model* (Springer-Verlag, Berlin, Heidelberg, 2004) p. 333.
- [3] H. R. Paneth, Phys. Rev. **80**, 708 (1950).
- [4] I. F. Lyuksyutov, A. G. Naumovets, and V. L. Pokrovsky, *Two-Dimensional Crystals* (Academic Press, Boston, 1992).
- [5] S. Hontsu and J. Ishii, J. Appl. Phys. **63**, 2021 (1988).
- [6] V. Y. Antonchenko, A. S. Davydov, and A. V. Zolotaryuk, Phys. Stat. Sol. (b) **115**, 631 (1983).
- [7] M. Suezawa and K. Sumino, Phys. Stat. Sol. (a) **36**, 263 (1976).
- [8] W. Doring, Z. Naturf. **3a**, 373 (1948).
- [9] U. Enz, Helv. Phys. Acta **37**, 245 (1964).
- [10] S. Yomosa, Phys. Rev. A **27**, 2120 (1983).
- [11] S. Novikov, S. Manakov, L. Pitaevskii, and V. Zakharov, *Theory of Solitons: The Inverse Scattering Method*, Monographs in Contemporary Mathematics (1984) p. 276.
- [12] P. Rosenau, Phys. Lett. A **118** (1986).
- [13] S. Takeno and S. Homma, J. Phys. Soc. Japan **55**, 65 (1986).
- [14] S. Takeno and M. Peyrard, Physica D **92**, 140 (1996).
- [15] S. Takeno and M. Peyrard, Phys. Rev. E **55**, 1922 (1997).
- [16] L. I. Manevitch and F. Romeo, Europhys. Lett. (2015).
- [17] L. I. Manevitch and V. V. Smirnov, Phys. Rev. E **82**, 036602 (2010).
- [18] L. I. Manevitch and V. V. Smirnov, Doklady Physics **55**, 324 (2010).
- [19] V. V. Smirnov and L. I. Manevitch, Acoustical Physics **57**, 271 (2011).
- [20] V. V. Smirnov, D. S. Shepelev, and L. I. Manevitch, Phys. Rev. Lett. **113**, 135502 (2014).