

Squircular Calculations

Chamberlain Fong
spectralfft@yahoo.com

Abstract – The Fernandez-Guasti squircle is a plane algebraic curve that is an intermediate shape between the circle and the square. In this paper, we will analyze this curve and derive formulas for its area, arc length, and polar form. We will also provide several parametric equations of the squircle. Finally, we extend the squircle to three dimensions by coming up with an analogous surface that is an intermediate shape between the sphere and the cube.

Keywords – Squircle, Mapping a Circle to a Square, Mapping a Square to a Circle, Squircle, Circle and Square Homeomorphism, Algebraic surface, 3D squircle, Sextic Polynomial, Quartic Polynomial, Quadrics, Sextic Surface, Mapping a Sphere to a Cube

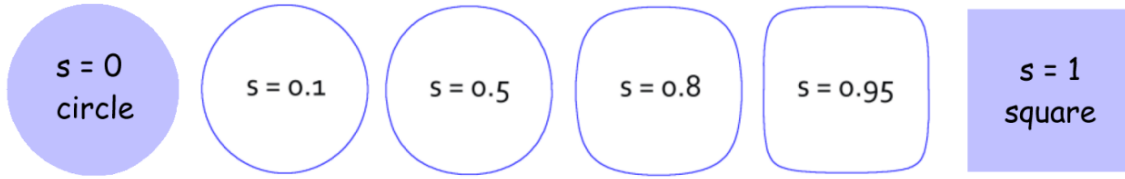


Figure 1: The FG-squircle $x^2 + y^2 - \frac{s^2}{r^2} x^2 y^2 = r^2$ at varying values of s .

1 Introduction

In 1992, Manuel Fernandez-Guasti discovered an intermediate shape between the circle and the square [Fernandez-Guasti 1992]. This shape is a quartic plane curve. The equation for this shape is provided in Figure 1. There are two parameters for this equation -- s and r . The squareness parameter s allows the shape to interpolate between the circle and the square. When $s = 0$, the equation produces a circle with radius r . When $s = 1$, the equation produces a square with a side length of $2r$. In between, the equation produces a smooth planar curve that resembles both the circle and the square. For the rest of this paper, we shall refer to this shape as the *FG-squircle*.

In this paper, we shall limit the curve to values such that $-r \leq x \leq r$ and $-r \leq y \leq r$. The equation given above can actually have points (x,y) outside our region of interest, but we shall ignore these portions of the curve. For our purpose, the FG-squircle is just a closed curve clipped inside a square region centered at the origin. This clipping square region has side length $2r$. All points (x,y) outside this clipping square region will be culled out and ignored for the rest of this paper.

2 Derivation of the Squircle

Manuel Fernandez-Guasti derived the equation for his squircle by first observing that one could use a product of two binomial square root terms to represent a square shape [Fernandez-Guasti 1992]. Specifically, he noticed that the equation

$$\sqrt{1 - \frac{x^2}{r^2}} \sqrt{1 - \frac{y^2}{r^2}} = 0$$

can be plotted to form a square in the Cartesian plane when $-r \leq x \leq r$ and $-r \leq y \leq r$. He then simplified the equation by multiplying out the terms.

$$\sqrt{\left(1 - \frac{x^2}{r^2}\right)\left(1 - \frac{y^2}{r^2}\right)} = \sqrt{1 - \frac{x^2}{r^2} - \frac{y^2}{r^2} + \frac{x^2 y^2}{r^2}} = 0$$

This expression further simplifies to a quartic polynomial equation: $\frac{x^2}{r^2} + \frac{y^2}{r^2} - \frac{x^2 y^2}{r^2} = 1$

This is a valid polynomial representation of the square in the Cartesian plane when $-r \leq x \leq r$ and $-r \leq y \leq r$. The polynomial is quartic (i.e. degree 4) because of the $\frac{-x^2 y^2}{r^2}$ term.

Moreover, Fernandez-Guasti noticed that by introducing a squareness parameter s into the equation, one could produce a shape that interpolates between the square and the circle.

$$\frac{x^2}{r^2} + \frac{y^2}{r^2} - \frac{s^2 x^2 y^2}{r^2} = 1$$

3 Linearizing the Blending Parameter

Note that using the squareness parameter s for blending between the circle and the square produces a non-linear interpolation of the two shapes. One can see in Figure 1 that when $s=0.5$, the FG-squircle still resembles the circle with very little hint of the square. In fact, the FG-squircle does not resemble a midway shape between the circle and the square until $s \approx 0.928$

It is better to introduce a parameter $\tau \in [0,1]$ that produces a linearized blending of the circle with the square. The simplest way to do this is to let this parameter τ (Greek letter tau) linearly interpolate the top right corner points of circle and the square.

The top right corner point of the circle is $(\frac{r\sqrt{2}}{2}, \frac{r\sqrt{2}}{2})$. In contrast, the top right corner point of its circumscribing square is (r, r) . To produce a diagonal line segment that linearly interpolates between these two corner points with parameter τ , we have these equations:

$$x = \frac{r\sqrt{2}}{2} (1 - \tau) + \tau r$$

$$y = \frac{r\sqrt{2}}{2} (1 - \tau) + \tau r$$

Now if we isolate s in the FG-squircle equation, we get

$$x^2 + y^2 - \frac{s^2}{r^2} x^2 y^2 = r^2 \quad \Rightarrow \quad \frac{s^2 x^2 y^2}{r^2} = x^2 + y^2 - r^2 \quad \Rightarrow \quad s^2 = \frac{r^2}{x^2 y^2} (x^2 + y^2 - r^2)$$

which simplifies to

$$s = \frac{r}{xy} \sqrt{x^2 + y^2 - r^2}$$

We can then put our corner point linear interpolation equations for (x,y) into the expression for s to get

$$s = \frac{r}{r^2 \left(\frac{\sqrt{2}}{2} (1 - \tau) + \tau \right)^2} \sqrt{2r^2 \left(\frac{\sqrt{2}}{2} (1 - \tau) + \tau \right)^2 - r^2}$$

Using some algebraic manipulation and simplifying, we get this expression for s in terms of τ

$$s = 2 \frac{\sqrt{(3 - 2\sqrt{2})\tau^2 - (2 - 2\sqrt{2})\tau}}{(1 - (1 - \sqrt{2})\tau)^2}$$

This gives us a linear blending parameter between the circle and the square. We can then rewrite the equation for the FG-squircle as

$$x^2 + y^2 - 4 \frac{x^2 y^2}{r^2} \frac{(3 - 2\sqrt{2})\tau^2 - (2 - 2\sqrt{2})\tau}{(1 - (1 - \sqrt{2})\tau)^4} = r^2$$

This equation of the FG-squircle has parameter τ instead of s . It has the property that as parameter τ goes linearly from 0 to 1, the top right corner point of the FG-squircle goes linearly from $(\frac{r\sqrt{2}}{2}, \frac{r\sqrt{2}}{2})$ to (r, r) .

Using this form of the FG-squircle, we can now find a shape midway between circle and the square. This occurs at the value $\tau = 0.5$. This midway squircle is shown in Figure 2.

We can solve for the midway squareness value of s as

$$s_{midway} = 2 \frac{\sqrt{(3-2\sqrt{2})0.5^2 - (2-2\sqrt{2})0.5}}{(1-(1-\sqrt{2})0.5)^2} = \sqrt{736\sqrt{2} - 1040} \approx 0.927998872$$

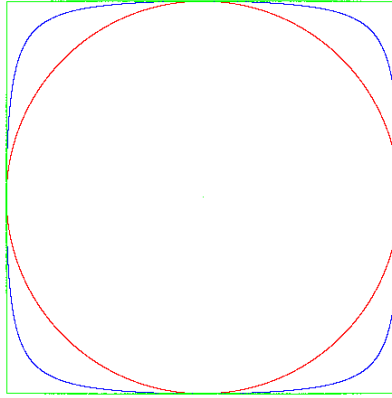


Figure 2: The midway squircle (blue) between the circle (red) and the square (green) at $s \approx 0.928$

4 Area of the FG-squircle

We shall derive the formula for the area of the FG-squircle here. Before we proceed with our derivation, we would like to provide a cursory review of the Legendre elliptic integrals.

4.1 Legendre Elliptic Integral of the 1st kind

According to chapter 19.2 of the “Digital Library of Mathematical Functions” published by the National Institute of Standards and Technology, the definition of the incomplete Legendre elliptic integral of the 1st kind is:

$$F(\phi, k) = \int_0^\phi \frac{d\theta}{\sqrt{1 - k^2 \sin^2 \theta}} = \int_0^{\sin \phi} \frac{dt}{\sqrt{1 - t^2} \sqrt{1 - k^2 t^2}}$$

The argument ϕ is known as the amplitude; and the argument k is known as the modulus. In its standard form, the modulus has a value between 0 and 1, i.e. $0 \leq k \leq 1$

The complete Legendre elliptic integral of the 1st kind, $K(k)$ is defined from its incomplete form with an amplitude $\frac{\pi}{2}$, i.e. $K(k) = F(\frac{\pi}{2}, k)$

4.2 Legendre Elliptic Integral of the 2nd kind

According to chapter 19.2 of the “Digital Library of Mathematical Functions” published by the National Institute of Standards and Technology, the definition of the incomplete Legendre elliptic integral of the 2nd kind is:

$$E(\phi, k) = \int_0^\phi \sqrt{1 - k^2 \sin^2 \theta} d\theta = \int_0^{\sin \phi} \frac{\sqrt{1 - k^2 t^2}}{\sqrt{1 - t^2}} dt$$

If $x = \sin \phi$, then we have this formula:

$$E(\sin^{-1} x, k) = \int_0^x \frac{\sqrt{1 - k^2 t^2}}{\sqrt{1 - t^2}} dt$$

The complete Legendre elliptic integral of the 2nd kind $E(k)$ can be defined from its incomplete form with an amplitude as $\frac{\pi}{2}$, i.e. $E(k) = E(\frac{\pi}{2}, k)$

4.3 Reciprocal Modulus

As part of our derivation of the area of the FG-squircle, we will need the formula for the reciprocal of the modulus for the Legendre elliptic integral of the 2nd kind. This is provided in chapter 19.7 of the “Digital Library of Mathematical Functions” as

$$E\left(\phi, \frac{1}{q}\right) = \frac{1}{q} [E(\beta, q) - (1 - q^2)F(\beta, q)]$$

where $\sin \beta = \frac{1}{q} \sin \phi$ or equivalently $\beta = \sin^{-1} \frac{\sin \phi}{q}$

4.4 Derivation of Area (incomplete type)

Starting with the equation for the FG-squircle and rearranging the equation to isolate y on one side of the equation, we get:

$$x^2 + y^2 - \frac{s^2}{r^2} x^2 y^2 = r^2 \quad \Rightarrow \quad y^2 \left(1 - \frac{s^2}{r^2} x^2\right) = r^2 - x^2 \quad \Rightarrow \quad y = \sqrt{\frac{r^2 - x^2}{1 - \frac{s^2}{r^2} x^2}} = r \sqrt{\frac{1 - \frac{1}{r^2} x^2}{1 - \frac{s^2}{r^2} x^2}}$$

Since the FG-squircle is a shape with dihedral symmetry, the area of the whole FG-squircle is just four times its area in one quadrant, i.e.

$$A = 4 \int_0^r y dx = 4 \int_0^r r \sqrt{\frac{1 - \frac{1}{r^2} x^2}{1 - \frac{s^2}{r^2} x^2}} dx$$

Now using a substitution of variables: $t^2 = \frac{s^2}{r^2} x^2 \Rightarrow dt = \frac{s}{r} dx \Rightarrow dx = \frac{r}{s} dt$

$$A = 4r \int_0^s \frac{r}{s} \sqrt{\frac{1 - \frac{1}{s^2} t^2}{1 - t^2}} dt = 4 \frac{r^2}{s} \int_0^s \frac{\sqrt{1 - \frac{1}{s^2} t^2}}{\sqrt{1 - t^2}} dt$$

Using the equation for the Legendre elliptic integral of the 2nd kind in section 4.2, we can write the area as

$$A = 4 \frac{r^2}{s} E(\sin^{-1} s, \frac{1}{s})$$

4.5 Derivation of Area (complete type)

The areal equation provided in section 4.4 is valid. In fact, this is the formula provided in the Wolfram Mathworld website [Weisstein 2016b]. However, since the squareness parameter s has a value between 0 and 1, its reciprocal will have a value greater than 1. Hence the areal formula from section 4.4 has a modulus in non-standard form. Many software implementations of this Legendre elliptical integral will fail when the modulus $k > 1$. In this section, we will provide an alternative formula for the area of the FG-squircle that does not have this limitation.

Using the reciprocal modulus formula in section 4.3 and substituting $q = s = \sin \phi$, we get the formula for area as

$$A = 4 \frac{r^2}{s} E(\sin^{-1} s, \frac{1}{s}) = 4 \frac{r^2}{s^2} [E(\sin^{-1} 1, s) - (1 - s^2)F(\sin^{-1} 1, s)] = 4 \frac{r^2}{s^2} [E(\frac{\pi}{2}, s) + (s^2 - 1)F(\frac{\pi}{2}, s)]$$

This further simplifies by using the definitions of the complete Legendre elliptic integrals.

$$A = 4 \frac{r^2}{s^2} [E(s) + (s^2 - 1)K(s)]$$

The correctness of this formula for area can be verified numerically by using Monte Carlo methods [Cheney 1999].

5 Polar Form of the FG-squircle

In this section, we will derive the equation for the FG-squircle in polar coordinates. In other words, we want to write its equation in the form of $\rho = f(\theta)$ where $\rho = \sqrt{x^2 + y^2}$ and $\tan \theta = \frac{y}{x}$

Starting with standard equation for the FG-squircle, $x^2 + y^2 - \frac{s^2}{r^2} x^2 y^2 = r^2$

Substitute x and y with their polar form

$$\begin{aligned} x &= \rho \cos \theta \\ y &= \rho \sin \theta \end{aligned}$$

to get

$$\rho^2 \cos^2 \theta + \rho^2 \sin^2 \theta - \frac{s^2}{r^2} \rho^4 \cos^2 \theta \sin^2 \theta = r^2$$

$$\Rightarrow \rho^2 - \frac{s^2}{r^2} \rho^4 \cos^2 \theta \sin^2 \theta = r^2$$

$$\Rightarrow \rho^2 - \frac{s^2 \rho^4}{4r^2} \sin^2 2\theta = r^2$$

$$\Rightarrow \rho^4 \frac{s^2}{4r^2} \sin^2 2\theta - \rho^2 + r^2 = 0$$

Now, we need to find an equation for ρ in terms of θ . The equation above is a quartic polynomial equation in ρ with no cubic or linear terms. This type of equation is known as a biquadratic and could be solved using the standard quadratic equation.

$$a = \frac{s^2}{4r^2} \sin^2 2\theta \quad b = -1 \quad c = r^2$$

$$\Rightarrow \rho^2 = \frac{1 - \sqrt{1 - s^2 \sin^2 2\theta}}{2 \frac{s^2}{4r^2} \sin^2 2\theta}$$

Taking the square root of this gives the polar equation of the FG-squircle

$$\rho = \frac{r\sqrt{2}}{s \sin 2\theta} \sqrt{1 - \sqrt{1 - s^2 \sin^2 2\theta}}$$

6 Parametric Equations for the FG-squirele

In this section, we present 3 sets of parametric equations for the FG-squirele. These equations are particularly useful for plotting the FG-squirele. These equations can also be used in calculating the arc length of the FG-squirele, which we will discuss in Section 7.2.

In 2014, Fong used a simplified FG-squirele to come up with two different methods to map the circle to a square [Fong 2014a][Fong 2014b]. The two mappings are named the *FG-squirircular mapping* and the *elliptical grid mapping*, respectively and shown in Figure 4. The forward and inverse equations of the mappings are included in the center column of the figure. Also, in order to illustrate the effects of the mapping, a circular disc with a radial grid is converted to a square and shown in the left side of the figure. Similarly, a square region with a rectangular grid is converted to a circular disc and shown in the right side of the figure.

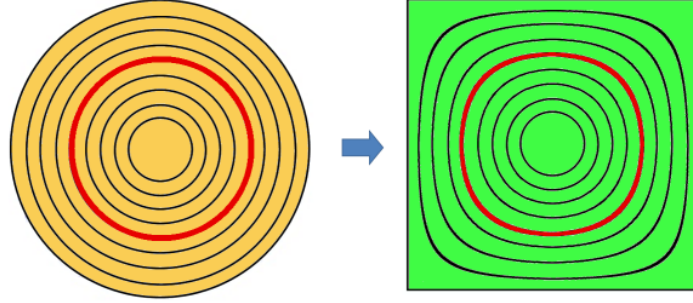


Figure 3: Continuum of circles inside the disc (left) and continuum of squircles inside the square (right)

Both of these mappings convert concentric circular contours inside the disc to concentric squircular contours inside the square. This property is illustrated in Figure 3. Using this property and the disc-to-square equations in Figure 4, we can come up with parametric equations for the FG-squirele. Just substitute $u=\cos(t)$ and $v=\sin(t)$ in the equations then simplify in order to get equations for (x,y) in terms of parameter t . Here are the 3 sets of parametric equations for the FG-squirele:

- 1) Parametric equation based on the Elliptic Grid mapping

$$x = \frac{r}{2s} \sqrt{2 + 2s\sqrt{2} \cos t + s^2 \cos 2t} - \frac{r}{2s} \sqrt{2 - 2s\sqrt{2} \cos t + s^2 \cos 2t}$$

$$y = \frac{r}{2s} \sqrt{2 + 2s\sqrt{2} \sin t - s^2 \cos 2t} - \frac{r}{2s} \sqrt{2 - 2s\sqrt{2} \sin t - s^2 \cos 2t}$$

- 2) Parametric equation based on the Elliptic Grid mapping (alternative)

$$x = \frac{r \operatorname{sgn}(\cos t)}{s\sqrt{2}} \sqrt{2 + s^2 \cos 2t - \sqrt{(2 + s^2 \cos 2t)^2 - 8s^2 \cos^2 t}}$$

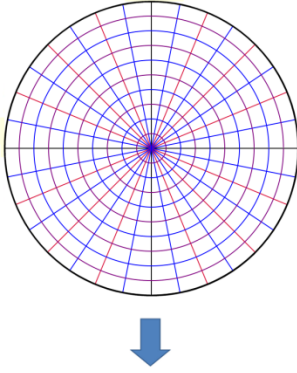
$$y = \frac{r \operatorname{sgn}(\sin t)}{s\sqrt{2}} \sqrt{2 - s^2 \cos 2t - \sqrt{(2 - s^2 \cos 2t)^2 - 8s^2 \sin^2 t}}$$

- 3) Parametric equation based on the FG-Squirircular mapping

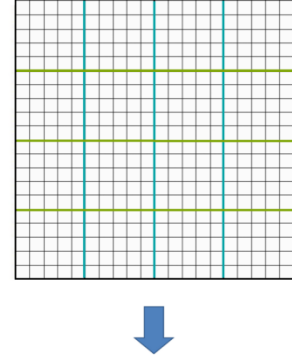
$$x = \frac{r \operatorname{sgn}(\cos t)}{s\sqrt{2} |\sin t|} \sqrt{1 - \sqrt{1 - s^2 \sin^2 2t}}$$

$$y = \frac{r \operatorname{sgn}(\sin t)}{s\sqrt{2} |\cos t|} \sqrt{1 - \sqrt{1 - s^2 \sin^2 2t}}$$

These parametric equations can be used in plotting the full curve of the FG-squirele. These equations can also be used for calculating the arc length of the FG-squirele.

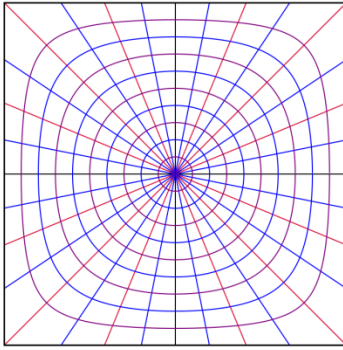


(u, v) are coordinates in the
circular disc
 $\{(u, v) \mid u^2 + v^2 \leq 1\}$



(x, y) are coordinates in the
square region
 $[-1, 1] \times [-1, 1]$

FG-Squircular mapping



square to disc

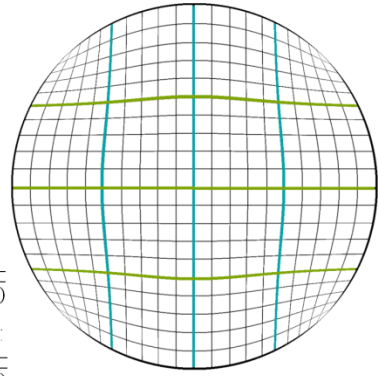
$$u = \frac{x\sqrt{x^2 + y^2 - x^2y^2}}{\sqrt{x^2 + y^2}}$$

$$v = \frac{y\sqrt{x^2 + y^2 - x^2y^2}}{\sqrt{x^2 + y^2}}$$

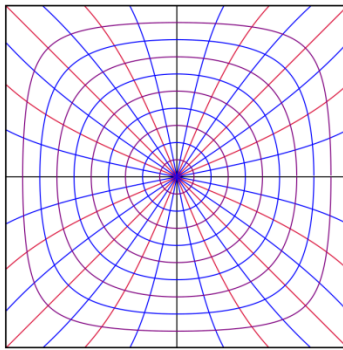
disc to square

$$x = \frac{\text{sgn}(uv)}{v\sqrt{2}} \sqrt{u^2 + v^2 - \sqrt{(u^2 + v^2)(u^2 + v^2 - 4u^2v^2)}}$$

$$y = \frac{\text{sgn}(uv)}{u\sqrt{2}} \sqrt{u^2 + v^2 - \sqrt{(u^2 + v^2)(u^2 + v^2 - 4u^2v^2)}}$$



Elliptical Grid mapping



square to disc

$$u = x \sqrt{1 - \frac{y^2}{2}}$$

$$v = y \sqrt{1 - \frac{x^2}{2}}$$

disc to square

$$x = \frac{1}{2} \sqrt{2 + u^2 - v^2 + 2\sqrt{2}u} - \frac{1}{2} \sqrt{2 + u^2 - v^2 - 2\sqrt{2}u}$$

$$y = \frac{1}{2} \sqrt{2 - u^2 + v^2 + 2\sqrt{2}v} - \frac{1}{2} \sqrt{2 - u^2 + v^2 - 2\sqrt{2}v}$$

or

$$x = \frac{\text{sgn}(u)}{\sqrt{2}} \sqrt{2 + u^2 - v^2 - \sqrt{(2 + u^2 - v^2)^2 - 8u^2}}$$

$$y = \frac{\text{sgn}(v)}{\sqrt{2}} \sqrt{2 - u^2 + v^2 - \sqrt{(2 - u^2 + v^2)^2 - 8v^2}}$$

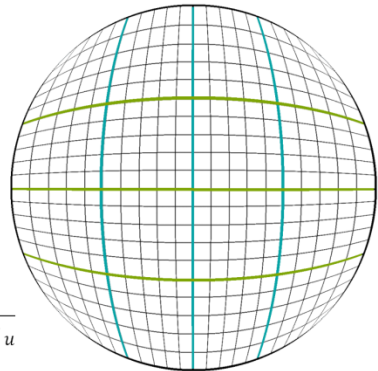


Figure 4: Disc-to-Square mappings based on the FG-Squircle

Using these parametric equations for the Fernandez Guasti squircle, we can easily get parametric equations for the square by setting $s=1$. This square will have a side length of $2r$.

- 1) Square parametric equation from Elliptic Grid mapping

$$x = \frac{r}{2} \sqrt{2 + 2\sqrt{2} \cos t + \cos 2t} - \frac{r}{2} \sqrt{2 - 2\sqrt{2} \cos t + \cos 2t}$$

$$y = \frac{r}{2} \sqrt{2 + 2\sqrt{2} \sin t - \cos 2t} - \frac{r}{2} \sqrt{2 - 2\sqrt{2} \sin t - \cos 2t}$$

- 2) Square parametric equation from Elliptic Grid mapping (alternative)

$$x = \frac{r \operatorname{sgn}(\cos t)}{\sqrt{2}} \sqrt{2 + \cos 2t - \sqrt{(2 + \cos 2t)^2 - 8 \cos^2 t}}$$

$$y = \frac{r \operatorname{sgn}(\sin t)}{\sqrt{2}} \sqrt{2 - \cos 2t - \sqrt{(2 - \cos 2t)^2 - 8 \sin^2 t}}$$

- 3) Square parametric equation from FG-Squircular mapping

$$x = \frac{r \operatorname{sgn}(\cos t)}{\sqrt{2} |\sin t|} \sqrt{1 - |\cos 2t|}$$

$$y = \frac{r \operatorname{sgn}(\sin t)}{\sqrt{2} |\cos t|} \sqrt{1 - |\cos 2t|}$$

7 Arc Length of the FG-squircle

In this section, we shall provide three ways for calculating the arc length of the FG-squircle. Unfortunately, the formulas we provide in this section are not closed-form analytical expressions. All of the arc length equations here involve integrals that have to be calculated numerically to get an approximation of arc length.

7.1 Rectangular Cartesian coordinates $y=f(x)$

Given a curve with equation $y=f(x)$, the formula for arc length in Cartesian coordinates is

$$l = \int_{x_1}^{x_2} \sqrt{1 + [f'(x)]^2} dx$$

In order to use this formula for the FG-squircle, we need to convert the squircle equation to the form $y=f(x)$. To do this, we start with the standard equation for the FG-squircle: $x^2 + y^2 - \frac{s^2}{r^2} x^2 y^2 = r^2$

Isolate y to one side of the equation, we get

$$y^2 = \frac{r^2 - x^2}{1 - \frac{s^2}{r^2} x^2}$$

$$\Rightarrow f(x) = y = \sqrt{\frac{r^2 - x^2}{1 - \frac{s^2}{r^2}x^2}}$$

Differentiating with respect to x, we get

$$f'(x) = \frac{s^2 x \sqrt{r^2 - x^2}}{r^2 \left(1 - \frac{s^2}{r^2}x^2\right)^{\frac{3}{2}}} - \frac{x}{\sqrt{r^2 - x^2} \sqrt{1 - \frac{s^2}{r^2}x^2}}$$

which simplifies to

$$f'(x) = \frac{r^3 x (s^2 - 1)}{\sqrt{r^2 - x^2} (r^2 - s^2 x^2)^{\frac{3}{2}}}$$

Hence the incomplete arc length of the FG-squircle is

$$l = \int_{x_1}^{x_2} \sqrt{1 + \frac{r^6 x^2 (s^2 - 1)^2}{(r^2 - x^2)(r^2 - s^2 x^2)^3}} dx$$

Unfortunately, we were unable to simplify this integral further. We even tried using computer algebra software with symbolic math capabilities, but could not find a closed-form equation for the arc length of the FG-squircle. However, this integral can be calculated numerically using standard techniques in numerical analysis.

7.2 Parametric formula for Arc Length

Given a curve with parametric equations for coordinates x(t) and y(t), the formula for arc length is

$$l = \int_{t_1}^{t_2} \sqrt{\left(\frac{dx}{dt}\right)^2 + \left(\frac{dy}{dt}\right)^2} dt$$

One can then use any of the three parametric equations given in section 6 to plug into this to get an arc length formula. This integral formula can then be numerically approximated.

7.3 Polar coordinates $\rho = f(\theta)$

Another approach to computing the arc length of the FG-squircle is using polar coordinates. The equation for arc length in polar coordinates is:

$$l = \int_{\theta_1}^{\theta_2} \sqrt{\rho^2 + \left(\frac{d\rho}{d\theta}\right)^2} d\theta$$

One can then use the polar form of the FG-squircle given in section 5 and plug into this equation to get an equation for arc length which can then be numerically evaluated. For the complete arc length, simply use the limits of 0 to 2π

$$l_{complete} = \int_0^{2\pi} \sqrt{\rho^2 + \left(\frac{d\rho}{d\theta}\right)^2} d\theta$$

8 Three Dimensional Counterpart of the FG-squirele

In this section, we present a three dimensional counterpart to the FG-squirele. The algebraic equation for this 3D shape is

$$x^2 + y^2 + z^2 - \frac{s^2}{r^2} x^2 y^2 - \frac{s^2}{r^2} y^2 z^2 - \frac{s^2}{r^2} x^2 z^2 + \frac{s^4}{r^4} x^2 y^2 z^2 = r^2$$

Just like the FG-squirele, this shape has two parameters: squareness s and radius r . When $s = 0$, the shape is a sphere with radius r . When $s = 1$, the shape is a cube with side length $2r$. In between, it is a three dimensional shape that resembles the sphere and the cube. The shape is shown in Figure 5 at varying values of squareness.

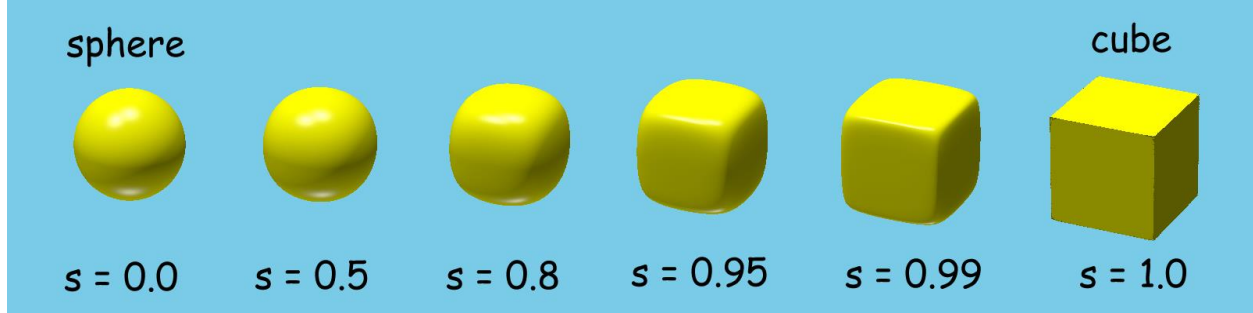


Figure 5: The 3D squirele

We propose naming this shape as the *sphube*, which is a portmanteau of sphere and cube. This sort of naming would be consistent with the naming of the squirele.

This algebraic shape is a sextic surface [Weisstein 2016a] because of the $\frac{s^4}{r^4} x^2 y^2 z^2$ term. Just like in the FG-squirele, we have limited the surface to (x,y,z) values such that $-r \leq x \leq r$ and $-r \leq y \leq r$ and $-r \leq z \leq r$.

The derivation of this 3D shape follows from the same logic as the 2D derivation of the FG-squirele previously given in Section 2. We start with an expression for the cube:

$$\sqrt{1 - \frac{x^2}{r^2}} \sqrt{1 - \frac{y^2}{r^2}} \sqrt{1 - \frac{z^2}{r^2}} = 0$$

Fernandez-Guasti actually came up with this equation for the cube at the end of his 1992 paper [Fernandez-Guasti 1992], but he did not carry out his analysis much further.

If we proceed by multiplying out each of the binomial terms inside the square root, we get

$$\begin{aligned} & \sqrt{\left(1 - \frac{x^2}{r^2}\right)\left(1 - \frac{y^2}{r^2}\right)\left(1 - \frac{z^2}{r^2}\right)} = 0 \\ \Rightarrow & \sqrt{1 - \frac{x^2}{r^2} - \frac{y^2}{r^2} - \frac{z^2}{r^2} + \frac{x^2 y^2}{r^4} + \frac{x^2 z^2}{r^4} + \frac{y^2 z^2}{r^4} - \frac{x^2 y^2 z^2}{r^6}} = 0 \\ \Rightarrow & \frac{x^2}{r^2} + \frac{y^2}{r^2} + \frac{z^2}{r^2} - \frac{x^2 y^2}{r^4} - \frac{x^2 z^2}{r^4} - \frac{y^2 z^2}{r^4} + \frac{x^2 y^2 z^2}{r^6} = 1 \end{aligned}$$

This is a sextic polynomial equation for the cube.

Moreover, if we introduce a squareness parametric analogous to the logic behind the FG-squircle in Section 2, we get this equation for an intermediate 3D shape between the sphere with the cube.

$$\frac{x^2}{r^2} + \frac{y^2}{r^2} + \frac{z^2}{r^2} - \frac{s^2 x^2 y^2}{r^4} - \frac{s^2 x^2 z^2}{r^4} - \frac{s^2 y^2 z^2}{r^4} + \frac{s^4 x^2 y^2 z^2}{r^6} = 1$$

Multiplying both sides of the equation by r^2 gives us the equation for the sphube.

Manuel Fernandez-Guasti already had the necessary mathematical infrastructure to carry out this 3D derivation back in 1992, but he did not. Back then, 3D computer graphics was still a nascent technology. It was not easy to visualize three-dimensional algebraic surfaces in the early '90s. Consequently, Fernandez-Guasti ended his 1992 paper with an equation for the cube and mentioned that it can be extended to higher dimensions. He hinted that the equation for the hypercube is

$$\sqrt{1 - \frac{x^2}{r^2}} \sqrt{1 - \frac{y^2}{r^2}} \sqrt{1 - \frac{z^2}{r^2}} \sqrt{1 - \frac{\omega^2}{r^2}} = 0$$

Fast forward to 24 years later, computer graphics is now a mature technology and easily accessible. Moore's law has helped commoditize 3D computer graphics through cheap computing hardware. It is now easy to visualize three-dimensional algebraic surfaces. Consequently, we follow on Fernandez-Guasti's footsteps and introduce the three-dimensional counterpart of his squircle.

9 Conjecture on a Four Dimensional Counterpart

In this section, we would like to formulate a conjecture regarding the equation for the four dimensional counterpart of the FG-squircle. We shall use the variables x , y , z , and ω (omega) to represent the hypersurface in the four dimensional space \mathbb{R}^4 .

The four dimensional version of the sphere is known as the hypersphere (also 3-sphere). Similarly, the four dimensional version of the cube is known as the hypercube (also tesseract). We believe that there is an algebraic hypersurface that is an intermediate shape between these two four-dimensional shapes. In fact, we can actually extend the derivation given in Section 2 to four dimensions, just as we did previously for three dimensions.

By carrying out the same logical expansion as in the previous section, we can deduce that the four dimensional counterpart of the FG-squircle has this algebraic equation:

$$\begin{aligned} x^2 + y^2 + z^2 + \omega^2 - \frac{s^2}{r^2} x^2 y^2 - \frac{s^2}{r^2} y^2 z^2 - \frac{s^2}{r^2} x^2 z^2 - \frac{s^2}{r^2} x^2 \omega^2 - \frac{s^2}{r^2} y^2 \omega^2 - \frac{s^2}{r^2} z^2 \omega^2 \\ + \frac{s^4}{r^4} x^2 y^2 z^2 + \frac{s^4}{r^4} x^2 y^2 \omega^2 + \frac{s^4}{r^4} x^2 z^2 \omega^2 + \frac{s^4}{r^4} y^2 z^2 \omega^2 - \frac{s^6}{r^6} x^2 y^2 z^2 \omega^2 = r^2 \end{aligned}$$

There have been many proposals on how to visualize four-dimensional shapes [Banchoff 1990]. Techniques include using projection, 3D cross sections, and colored animations. We shall relegate the task of visualizing and studying the four dimensional squircle as future work.

10 Mapping a Cube to a Sphere

In this section, we shall present a way to map the solid cube to a solid sphere. This would be a volumetric mapping which takes a point inside of the cube and map it to a unique point inside the sphere. In the next section, we shall provide the inverse of this mapping. Before we start, we need to define the canonical space for the mapping. We shall define our sphere as the set $S = \{(u, v, w) | u^2 + v^2 + w^2 \leq 1\}$. In other words, our sphere will be the unit sphere centered at the origin. Similarly, we shall define our cube as the set $C = [-1, 1] \times [-1, 1] \times [-1, 1]$. This cube is also centered at the origin with a side length of 2. We shall denote (u, v, w) as points inside the sphere, and (x, y, z) as points inside the cube.

In analogy to the 2D case, we shall use the sphube for mapping from the cube to a sphere. The idea is a direct 3D extension of the derivation of the FG-squircular mapping in [Fong 2014b]. We can think of the unit solid sphere as continuum of concentric hollow spheres growing in radius. Likewise, we can think of the solid cube as a continuum of concentric sphubes growing in radius.

Also in analogy to the 2D case [Fong 2014b], we can introduce the concept of the *shrunkn sphube*. This is sphube with the given constraint of $s = r$ in its equation. Basically, we have a parameter s that controls both the squareness and the size of the sphube. Visually, we have a continuum of growing shapes that start as a point at $s=0$ and end as a cube at $s=1$. At $s = 1/2$, we have a half-sized sphube that is neither spherical nor cubic in shape, but in between the two. The equation for the shrunkn sphube is

$$x^2 + y^2 + z^2 - x^2y^2 - y^2z^2 - x^2z^2 + x^2y^2z^2 = s^2$$

In yet another analogy to the 2D case [Fong 2014b], we can introduce the concept of the *squircularity condition*. This is basically an equation assigning each hollow sphere inside the solid sphere to a shrunkn sphube inside the solid cube. The equation for this constraint is

$$u^2 + v^2 + w^2 = x^2 + y^2 + z^2 - x^2y^2 - y^2z^2 - x^2z^2 + x^2y^2z^2$$

Using the squircularity condition and a constraint that our mapping be radial in nature, we can get the following equations for the mapping:

$$u = x \frac{\sqrt{x^2 + y^2 + z^2 - x^2y^2 - y^2z^2 - x^2z^2 + x^2y^2z^2}}{\sqrt{x^2 + y^2 + z^2}}$$

$$v = y \frac{\sqrt{x^2 + y^2 + z^2 - x^2y^2 - y^2z^2 - x^2z^2 + x^2y^2z^2}}{\sqrt{x^2 + y^2 + z^2}}$$

$$w = z \frac{\sqrt{x^2 + y^2 + z^2 - x^2y^2 - y^2z^2 - x^2z^2 + x^2y^2z^2}}{\sqrt{x^2 + y^2 + z^2}}$$

In order to avoid a division by zero at the origin where $(x, y, z) = (0, 0, 0)$, we shall impose that $u=0$, $v=0$, and $w=0$ when the input point to the mapping is the origin. Note that when exactly one of the coordinates is zero, the equations reduce to a 2D case which is equivalent to the FG-squircular mapping.

11 Mapping a Sphere to a Cube

We shall now invert the volumetric mapping from the previous section. Before, we proceed we need to write down the equations governing the radial constraint on the mapping. As a direct analogy to the 2D case [Fong 2014b] and using symmetry, the following equations must hold in order for the mapping to be radial.

$$y = \frac{v}{u}x \quad z = \frac{w}{u}x \quad y = \frac{v}{w}z$$

Using the squircularity condition introduced in the previous section and the radial equations from above, we can derive a polynomial equation in x that we need for computing the inverse.

$$\begin{aligned} u^2 + v^2 + w^2 &= x^2 + y^2 + z^2 - x^2y^2 - y^2z^2 - x^2z^2 + x^2y^2z^2 \\ &= x^2 + \frac{v^2}{u^2}x^2 + \frac{w^2}{u^2}x^2 - x^2\frac{v^2}{u^2}x^2 - \frac{v^2}{u^2}x^2\frac{w^2}{u^2}x^2 - x^2\frac{w^2}{u^2}x^2 + x^2\frac{v^2}{u^2}x^2\frac{w^2}{u^2}x^2 \\ &= x^2 + \frac{v^2}{u^2}x^2 + \frac{w^2}{u^2}x^2 - \frac{v^2}{u^2}x^4 - \frac{v^2}{u^2}\frac{w^2}{u^2}x^4 - \frac{w^2}{u^2}x^4 + \frac{v^2}{u^2}\frac{w^2}{u^2}x^6 \\ &= \frac{v^2w^2}{u^4}x^6 - \left(\frac{v^2}{u^2} + \frac{w^2}{u^2} + \frac{v^2w^2}{u^4}\right)x^4 + \left(1 + \frac{v^2}{u^2} + \frac{w^2}{u^2}\right)x^2 \end{aligned}$$

We can then move all the terms to one side of the equation to get this sextic polynomial equation in x .

$$\frac{v^2w^2}{u^4}x^6 - \left(\frac{v^2}{u^2} + \frac{w^2}{u^2} + \frac{v^2w^2}{u^4}\right)x^4 + \left(1 + \frac{v^2}{u^2} + \frac{w^2}{u^2}\right)x^2 - (u^2 + v^2 + w^2) = 0$$

Fortunately, this sextic equation has zero coefficients for all the odd powers. In other words, we do not have x^5 , x^3 , and linear x terms in the polynomial equation. So we can solve for x^2 using the standard cubic formula, and then take the square root to solve for x . Wikipedia provides a good explanation and reference for the cubic formula. We will use the following coefficients as input to the cubic formula.

$$a = \frac{v^2w^2}{u^4}$$

$$b = -\left(\frac{v^2}{u^2} + \frac{w^2}{u^2} + \frac{v^2w^2}{u^4}\right)$$

$$c = 1 + \frac{v^2}{u^2} + \frac{w^2}{u^2}$$

$$d = -(u^2 + v^2 + w^2)$$

The standard cubic formula produces unwieldy equations in terms of the 4 coefficients given above. We shall therefore introduce intermediate variables to make the equations simpler. First, we need the discriminant for the cubic formula, which we will denote as the intermediate variable D_o .

$$D_o = 18abcd - 4b^3d + b^2c^2 - 4ac^3 - 27a^2d^2$$

Next, we introduce another intermediate variable C_o . It is defined as a cube root expression

$$C_o = \sqrt[3]{\frac{2b^3 - 9abc + 27a^2d + \sqrt{-27a^2D_o}}{2}}$$

Armed with the intermediate variables D_o and C_o , we use the standard cubic formula to get an equation for x^2 .

$$x^2 = -\frac{1}{3a}(b + C_o + \frac{b^2 - 3ac}{C_o})$$

We can then take the square root of this equation to get x . Furthermore, in order to account for the correct sign of x , we shall use the signum function.

$$x = \text{sgn}(u) \sqrt{-\frac{1}{3a}(b + C_o + \frac{b^2 - 3ac}{C_o})}$$

Note that in this formula, the intermediate variables a , b , c , and C_o can all be calculated from u, v , and w . Albeit, expanding the equation for x in terms of u , v , and w will produce a very unwieldy and long algebraic equation. So, we will leave the expression for x in its current form.

The equations for y and z are pretty simple once we have calculated x . These are

$$y = \frac{v}{u}x \quad \quad z = \frac{w}{u}x$$

Note that the equations provided above assume that none of u , v , or w are zero. We have not singled out these special cases above. Special care must use to handle such cases. The rules are:

- 1) Case 1: when $u = v = w = 0$
In this case, we are at the origin. Simply set $(x, y, z) = (0, 0, 0)$
- 2) Case 2: exactly 2 of u , v , and w are zero.
Assign $x=u$, $y=v$, and $w=z$
- 3) Case 3: exactly 1 of u , v , or w is zero
This case is tricky, but it reduces the 3D mapping to a 2D mapping. We can just use an analogous disc-to-square equation in the FG-squirircular mapping shown in Figure 4.

Also note that when the discriminant $D_o > 0$, the expression for C_o will involve the cube root of a complex number. In this situation, De Moivre's formula can be used for calculating the complex-valued C_o intermediate variable. If the software implementation can handle complex numbers, the given equation above for x is valid and will produce the correct real number results even though there are intermediate complex numbers. If one wishes to avoid the use of complex numbers altogether in the formulas, extra work must be done.

To avoid using complex numbers in the inverse equations, we need to introduce more intermediate variables and steps in calculating the inverse. These extra equations only hold for $D_o > 0$.

$$r_o = \frac{2b^3 - 9abc + 27a^2d}{2}$$

$$q_o = \frac{1}{2}\sqrt{27a^2D_o}$$

Both the intermediate variables r_o and q_o are real numbers that are components of the complex number radicand inside the cube root expression for C_o .

Using De Moivre's formula on C_o , the expression for x^2 simplifies to

$$x^2 = -\frac{1}{3a} \left(b + 2 (r_o^2 + q_o^2)^{\frac{1}{6}} \cos \frac{\tan^{-1} \frac{q_o}{r_o}}{3} \right)$$

This expression only deals with intermediate variables that are real numbers. Furthermore, taking the square root of this expression gives the desired value of x .

In summary, here are the equations for solving the inverse:

if $D_o \leq 0$

$$x = \text{sgn}(u) \sqrt{-\frac{1}{3a} \left(b + C_o + \frac{b^2 - 3ac}{C_o} \right)}$$

else

$$x = \text{sgn}(u) \sqrt{-\frac{1}{3a} \left(b + 2 (r_o^2 + q_o^2)^{\frac{1}{6}} \cos \frac{\tan^{-1} \frac{q_o}{r_o}}{3} \right)}$$

The equations for y and z remain the same.

$$y = \frac{v}{u} x$$

$$z = \frac{w}{u} x$$

All these equations are derived using the standard cubic formula and De Moivre's formula which are described in Wikipedia.

Since the equations for the mappings are not simple, we have included a reference software implementation of the mappings in the paper appendix.

12 Squircular Quadrics

Quadrics are 3D surfaces with a quadratic polynomial equation. Most quadric surfaces have a circle or an ellipse as a cross section of the surface. In this paper section, we shall present a generalization of quadrics by using the FG-squircle in lieu of the circle. We shall call these surfaces as *squircular quadrics* (or *squadrics* for short)

Before we start with the 3D squircular shapes, we will briefly discuss a generalization of the FG-squircle known as the *rectellipse* [Weisstein 2016c]. This 2D shape is a stretched version of the FG-squircle where the length of the major axis is different from the length of the minor axis. The equation for the rectellipse is

$$\frac{x^2}{a^2} + \frac{y^2}{b^2} - \frac{s^2 x^2 y^2}{a^2 b^2} = 1$$

When $s=0$, the rectellipse is an ellipse. When $s=1$, the rectellipse is a rectangle. In between, it is an intermediate shape between the two.

Note that in this section, we will reuse the variables a , b , and c in a completely different context as previously used in Section 11. In the context of quadrics, it is common convention to use these variables to denote semi-major and semi-minor lengths. Hopefully, since this section is self-contained and independent of the cubic equation in Section 11, there will be no confusion or ambiguity.

We will also use a convention where the main axes of our shapes lie on xy-plane. This means that z direction is normal to the squircular cross sections. By symmetry, we can interchange the x , y , z variables in the equations to get a rotated version of the shapes.

12.1 Squircular Ellipsoid (*sqellipsoid*)

The equation for the sqellipsoid is very similar to the equation for the sphube, except that we introduce bias through asymmetrical variables a , b , and c denoting semi-major and semi-minor lengths. Just like the sphube, the equation for this shape is a sextic polynomial.

$$\frac{x^2}{a^2} + \frac{y^2}{b^2} + \frac{z^2}{c^2} - \frac{s^2 x^2 y^2}{a^2 b^2} - \frac{s^2 x^2 z^2}{a^2 c^2} - \frac{s^2 y^2 z^2}{b^2 c^2} + \frac{s^4 x^2 y^2 z^2}{a^2 b^2 c^2} = 1$$

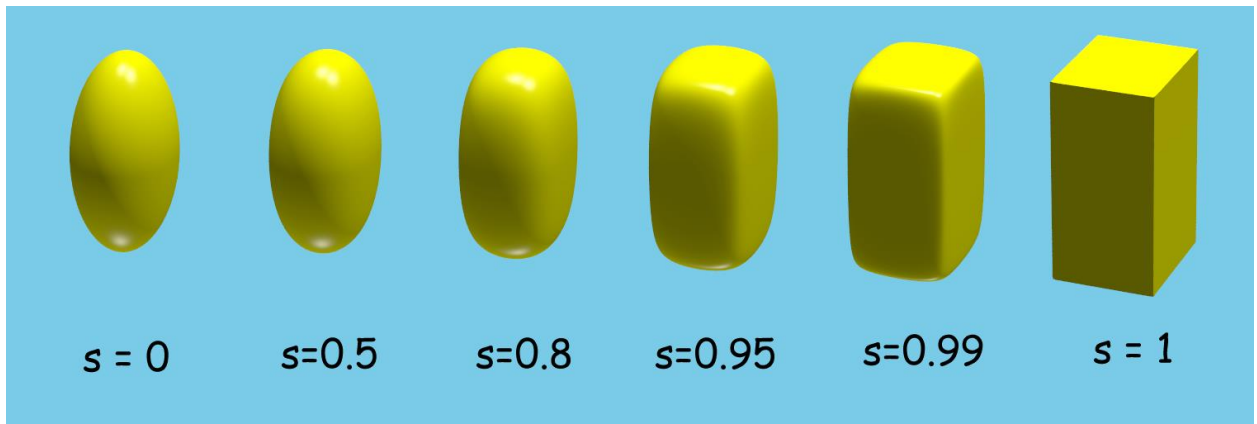


Figure 6: The squircular ellipsoid at varying squareness with $a=1.2$, $b=1.0$, and $c=2.0$

12.2 Squircular Cylinder (*sqylinder*)

The sqylinder is simply an extrusion of the FG-squirele to three dimensions. Its equation is quite simple and does not vary with the value of z . The equation for this shape is a quartic polynomial.

$$\frac{x^2}{a^2} + \frac{y^2}{b^2} - \frac{s^2 x^2 y^2}{a^2 b^2} = 1 \quad \text{with } 0 \leq z \leq c$$

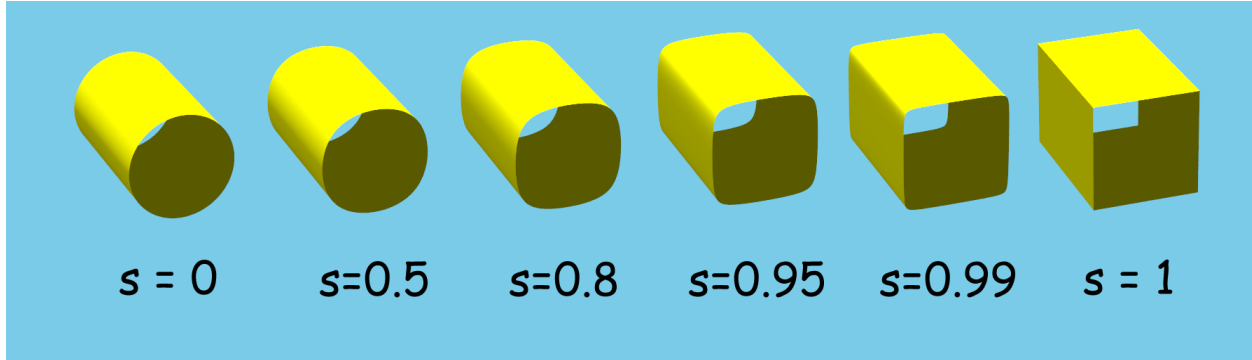


Figure 7: Hollowed squircular cylinder at varying squareness values with $a=b=1.0$ and $c=3.0$

12.3 Non-Uniform Squircular Cylinder

The shape is similar to the cylinder except that it does not have a constant cross section. The cross section is modulated by the squareness parameter of the FG-squirele. At one end, it has a circular cross section. At the other end, it has a square cross section. The equation for this shape is a sextic polynomial.

$$\frac{x^2}{a^2} + \frac{y^2}{b^2} - \frac{z^2 x^2 y^2}{a^2 b^2 c^2} = 1$$




Figure 8: Top and side views of the non-uniform squircular cylinder with $a=b=1.0$ and $c=4.0$

12.4 Squircular Cone (*sqone*)

The sqone is an intermediate shape between the cone and the pyramid. The radius of the squircular cross section is modulated by the z value. The equation for this shape is a quartic polynomial.

$$\frac{x^2}{a^2} + \frac{y^2}{b^2} - \frac{s^2 c^2 x^2 y^2}{z^2} = \frac{z^2}{c^2}$$

This equation simplifies to

$$\frac{x^2 z^2}{a^2} + \frac{y^2 z^2}{b^2} - s^2 c^2 x^2 y^2 - \frac{z^4}{c^2} = 0$$

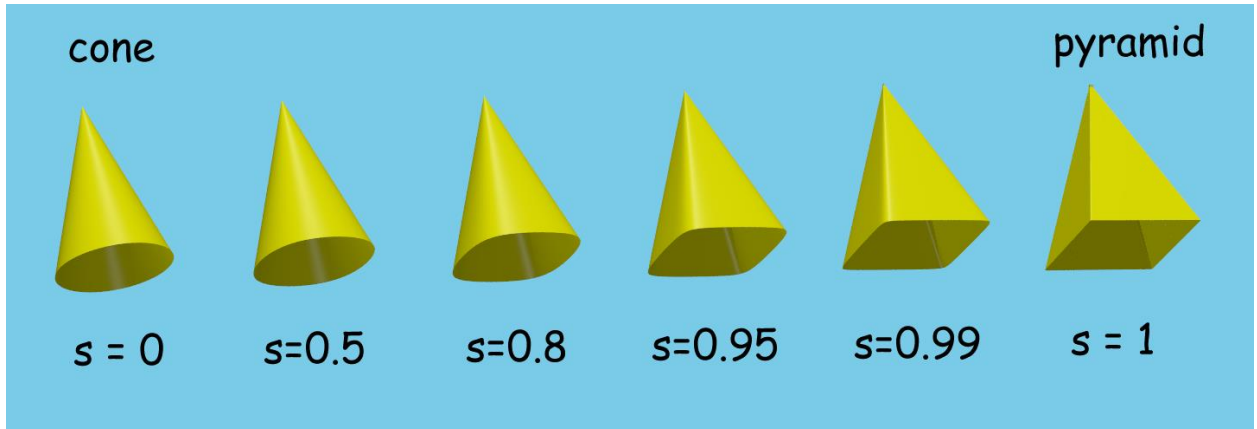


Figure 9: The squircular cone at varying squareness values with $a=b=1.0$ and $c=3.0$

12.5 Non-Uniform Squircular Cone

The shape is similar to the cone except that it does not have a fixed-shape cross section. The cross sectional squircle varies in size and squareness with z . The equation for this shape is a quartic polynomial

$$\frac{x^2}{a^2} + \frac{y^2}{b^2} - \frac{x^2 y^2}{a^2 b^2} = \frac{z^2}{c^2}$$




Figure 10: Different views of the non-uniform squircular cone with $a=b=1.0$ and $c=2.0$

Summary

In this paper, we provided several formulas related to the FG-squirele. We also presented a three dimensional counterpart of the FG-squirele. The equations are summarized in the table below

Property	Equation(s)
FG-Squirele	$x^2 + y^2 - \frac{s^2}{r^2} x^2 y^2 = r^2$
Area (incomplete type)	$A = 4 \frac{r^2}{s} E(\sin^{-1} s, \frac{1}{s})$
Area (complete type)	$A = 4 \frac{r^2}{s^2} [E(s) + (s^2 - 1)K(s)]$
Polar equation	$\rho = \frac{r\sqrt{2}}{s \sin 2\theta} \sqrt{1 - \sqrt{1 - s^2 \sin^2 2\theta}}$
Parametric equation#1	$x = \frac{r}{2s} \sqrt{2 + 2s\sqrt{2} \cos t + s^2 \cos 2t} - \frac{r}{2s} \sqrt{2 - 2s\sqrt{2} \cos t + s^2 \cos 2t}$ $y = \frac{r}{2s} \sqrt{2 + 2s\sqrt{2} \sin t - s^2 \cos 2t} - \frac{r}{2s} \sqrt{2 - 2s\sqrt{2} \sin t - s^2 \cos 2t}$
Parametric equation#2	$x = \frac{r \operatorname{sgn}(\cos t)}{s \sqrt{2}} \sqrt{2 + s^2 \cos 2t - \sqrt{(2 + s^2 \cos 2t)^2 - 8 s^2 \cos^2 t}}$ $y = \frac{r \operatorname{sgn}(\sin t)}{s \sqrt{2}} \sqrt{2 - s^2 \cos 2t - \sqrt{(2 - s^2 \cos 2t)^2 - 8 s^2 \sin^2 t}}$
Parametric equation#3	$x = \frac{r \operatorname{sgn}(\cos t)}{s \sqrt{2} \sin t } \sqrt{1 - \sqrt{1 - s^2 \sin^2 2t}}$ $y = \frac{r \operatorname{sgn}(\sin t)}{s \sqrt{2} \cos t } \sqrt{1 - \sqrt{1 - s^2 \sin^2 2t}}$
3D counterpart	$x^2 + y^2 + z^2 - \frac{s^2}{r^2} x^2 y^2 - \frac{s^2}{r^2} y^2 z^2 - \frac{s^2}{r^2} x^2 z^2 + \frac{s^4}{r^4} x^2 y^2 z^2 = r^2$

References

- Abramowitz, M., Stegun, I. 1972. "*Handbook of Mathematical Functions*" Dover. ISBN 0-486-61272-4
- Banchoff, T., 1990. "*Beyond the Third Dimension: Geometry, Computer Graphics and Higher Dimensions*" Scientific American Library. ISBN 978-0716750253
- Cheney, W., Kincaid, D. 1999. "*Numerical Mathematics and Computing (Fourth Edition)*". Brooks/Cole Publishing Company. ISBN 0-534-35184-0
- Fernandez-Guasti, M. 1992. "*Analytic Geometry of Some Rectilinear Figures*" International Journal of Mathematical. Education in Science and Technology. 23, pp. 895-901
- Fernandez-Guasti, M., Cobarrubias, A., Carrillo, F., Rodriguez, A. 2005. "*LCD pixel shape and far-field diffraction patterns*". Optik-International Journal for Light and Electron Optics.
- Floater, M., Hormann, K. 2005. "*Surface Parameterization: A Tutorial and Survey*". Advances in Multiresolution for Geometric Modelling.
- Fong, C., 2014. "*An Indoor Alternative to Stereographic Spherical Panoramas*". Proceedings of Bridges 2014: Mathematics, Music, Art, Architecture, Culture.
- Fong, C., 2014. "*Analytical Methods for Squaring the Disc*". Seoul International Congress of Mathematicians 2014.
- Nowell, P. "*Mapping a Square to a Circle*" (blog)
<http://mathproofs.blogspot.com/2005/07/mapping-square-to-circle.html>
- Nowell, P. "*Mapping a Cube to a Sphere*" (blog)
<http://mathproofs.blogspot.com/2005/07/mapping-cube-to-sphere.html>
- Weisstein, E. "*Sextic Surface*". MathWorld--A Wolfram Web Resource.
<http://mathworld.wolfram.com/SexticSurface.html>
- Weisstein, E. "*Squircle*". MathWorld--A Wolfram Web Resource.
<http://mathworld.wolfram.com/Squircle.html>
- Weisstein, E. "*Rectellipse*". MathWorld--A Wolfram Web Resource.
<http://mathworld.wolfram.com/Rectellipse.html>
- Wikipedia contributors, "*Cubic function*".
https://en.wikipedia.org/wiki/Cubic_function

Appendix

We include Matlab source code for the volumetric mapping in sections 10 and 11.

```
function [u,v,w]=sphubeuvw(x,y,z)
% volumetric mapping from cube to sphere
% This is a radial mapping based on the sphube
% input: point (x,y,z) inside cube
% output: point (u,v,w) inside sphere
% Canonical mapping space:
% (u,v,w) is inside the sphere centered at the origin with radius 1.0
% (x,y,z) is inside the square centered at the origin with side length 2.0
x2 = x*x;
y2 = y*y;
z2 = z*z;
r2 = x2 + y2 + z2;
if abs(r2) < eps
    u=x;
    v=y;
    w=z;
    return;
end
s2 = r2 - x2*y2 - y2*z2 - x2*z2 + x2*y2*z2;
m = sqrt(s2)/sqrt(r2);
u = x * m;
v = y * m;
w = z * m;
```

```

function [x,y,z]=sphubexyz(u,v,w)
% volumetric mapping from sphere to cube
% This is a radial mapping based on the sphube
% input: point (u,v,w) inside sphere
% output: point (x,y,z) inside cube
if abs(u) < eps
    x=0;
    [y,z]=fgsquircular(v,w);
    return;
end
if abs(v) < eps
    y=0;
    [x,z]=fgsquircular(u,w);
    return;
end
if abs(w) < eps
    z=0;
    [x,y]=fgsquircular(u,v);
    return;
end
v2 = v*v;
u2 = u*u;
w2 = w*w;
u4 = u2*u2;
a = v2*w2/u4;
b = -(v2/u2 + w2/u2 + a);
c = 1 + v2/u2 + w2/u2;
d = -(u2 + v2 + w2);
Do = 18*a*b*c*d - 4*b*b*b*d + b*b*c*c - 4*a*c*c*c - 27*a*a*d*d;
if Do<0
    Co = ((2*b*b*b - 9*a*b*c + 27*a*a*d + sqrt(-27*a*a*Do))/2)^(1/3);
    x2 = -1/(3*a) * (b + Co + (b*b-3*a*c)/Co);
else
    % perform a cube root base on De Moivre's formula
    ro = (2*b*b*b - 9*a*b*c + 27*a*a*d)/2;
    qo = sqrt(27*a*a*Do)/2;
    th=atan2(qo,ro);
    x2 = -1/(3*a) * (b + 2 * (ro*ro+qo*qo)^(1/6) * cos(th/3));
end
x = sign(u)*sqrt(x2);
y = v/u*x;
z = w/u*x;

```

```

function [g,h]=fgsquircular(k,m)
% 2d mapping from circle to square
if abs(k) < eps | abs(m) < eps
    g=k;
    h=m;
    return;
end
sqrt2 = sqrt(2);
u2 = k*k;
v2 = m*m;
uv = k*m;
u2pv2 = u2+v2;
fouru2v2 = 4.*uv.*uv;
rad = u2pv2.*(u2pv2-fouru2v2);
x2 = (u2 + v2 - sqrt(rad))./(2.*v2);
y2 = (u2 + v2 - sqrt(rad))./(2.*u2);
g= sign(uv) * sqrt(x2);
h= sign(uv) * sqrt(y2);

```